



**AFC**  
**ASIAN CUP**  
QATAR 2023™



**Australia 4 - 0 Indonesia**

Round of 16 - Match 37

28 January 2024

14:30 Kick Off

Jassim Bin Hamad Stadium

**POST MATCH SUMMARY REPORT**

Match Summary - Teams



Australia

4 — 0

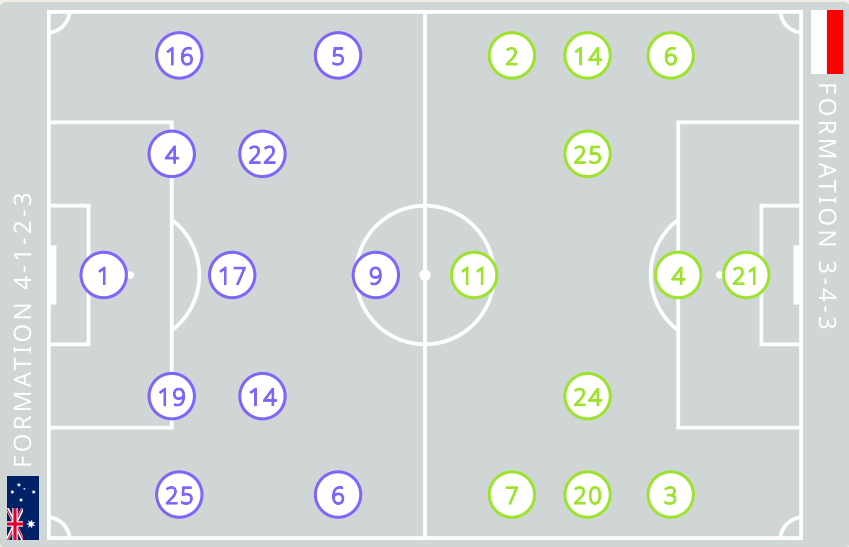


STARTING

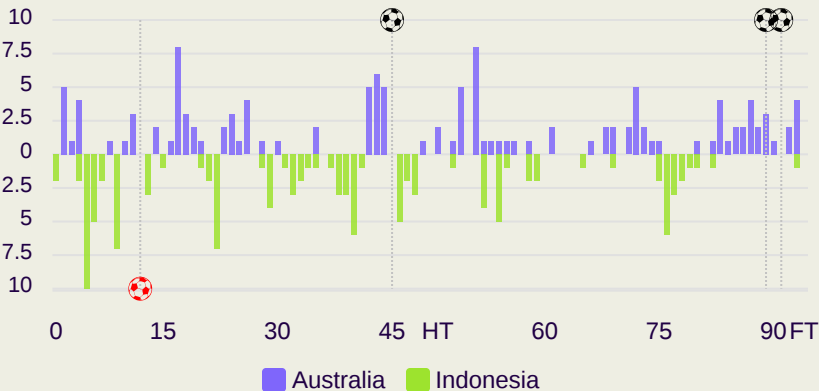
- 1 GK RYAN Mathew (C)
- 4 DF ROWLES Kye
- 5 DF BOS Jordan ↓ 87'
- 6 FW BOYLE Martin ⚽ 45'
- 9 FW FORNAROLI Bruno 🟡 15' ↓ 61'
- 14 MF MCGREE Riley ↓ 60'
- 16 DF BEHICH Aziz
- 17 MF BACCUS Keanu ↓ 87'
- 19 DF SOUTTAR Harry ⚽ 90+1'
- 22 MF IRVINE Jackson
- 25 DF JONES Gethin 🟡 64' ↓ 69'

SUBSTITUTES

- 12 GK THOMAS Lawrence
- 18 GK GAUCI Joe
- 2 DF DENG Thomas
- 3 DF ATKINSON Nathaniel ↑ 69'
- 7 FW SILVERA Samuel
- 8 MF METCALFE Connor ↑ 60'
- 10 FW YENGI Kusini
- 11 FW TILIO Marco
- 13 MF ONEILL Aiden ↑ 87'
- 15 FW DUKE Mitchell ↑ 61'
- 20 DF MILLER Lewis
- 21 DF BURGESS Cameron
- 23 FW GOODWIN Craig ↑ 87' ⚽ 89'
- 24 MF YAZBEK Patrick
- 26 FW IREDALE John



Distribution in the Final Third



STARTING

- ARI Ernando GK 21
- ↓ 75' SAYURI Yakob FW 2
- ⚽ 12' BAGGOTT Elkan DF 3
- 🟡 90' AMAT Jordi DF 4
- 🟡 68' WALSH Sandy DF 6
- FERDINAN Marselino MF 7
- 🟡 94' STRUICK Rafael FW 11
- ↓ 58' 🟡 35' (C) MANGKUALAM Asnawi DF 14
- PATTYNAMA Shayne DF 20
- JENNER Ivar MF 24
- HUBNER Justin FW 25

SUBSTITUTES

- RIYANDI Muhammad GK 1
- WINATA Nadeo GK 26
- ↑ 75' RIDHO Rizky DF 5
- ↑ 58' SULAEMAN Witan FW 8
- DRAJAD Dimas FW 9
- MAULANA VIKRI Egy FW 10
- ARHAN Pratama DF 12
- FEBRIANSAH Edo DF 13
- KAMBUAYA Ricky MF 15
- CARAKA Hokky FW 16
- ALIS Adam FW 17
- SANANTA Ramadhan FW 18
- PRASETYO Wahyu DF 19
- SULISTYAWAN Dendy FW 22
- KLOK Marc MF 23

Match Summary - Key Statistics



Australia



Indonesia



Possession			
Total	<div><div>42.9%</div><div>12.5%</div><div>44.6%</div></div>	Total	
4	Goals	0	
7 (4)	Attempts at Goal (On Target)	4 (2)	
443 (364)	Total Passes (Complete)	449 (369)	
82 %	Pass Completion %	82 %	
64	Completed Line Breaks	71	
13	Defensive Line Breaks	5	
99	Receptions in the Final Third	80	
20	Crosses	9	
22	Ball Progressions	12	
242 (49)	Defensive Pressures Applied (Direct Pressures)	224 (64)	
57	Forced Turnovers	70	
57	Second Balls	69	
117.8 km	Total Distance Covered	115.6 km	
6.3 km	Zone 4 – Low Speed Sprinting: 20-25 km/h	6.3 km	



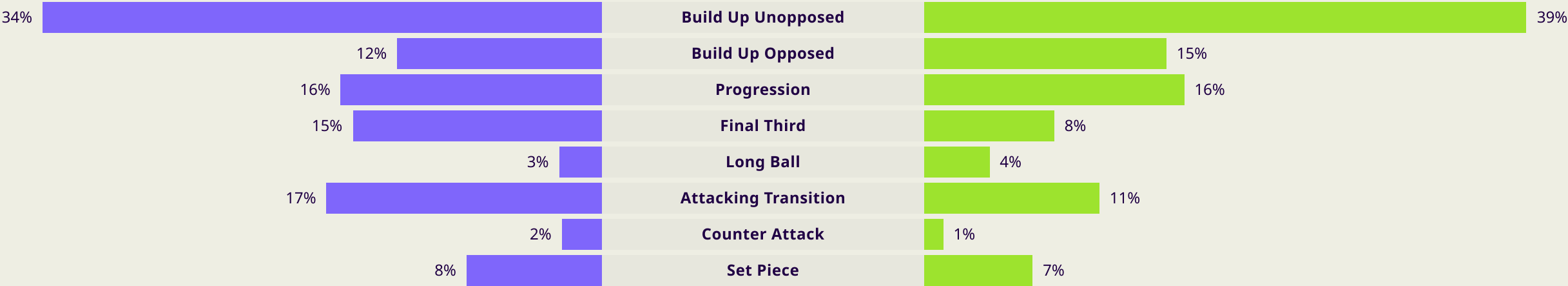
Australia

Phases of Play

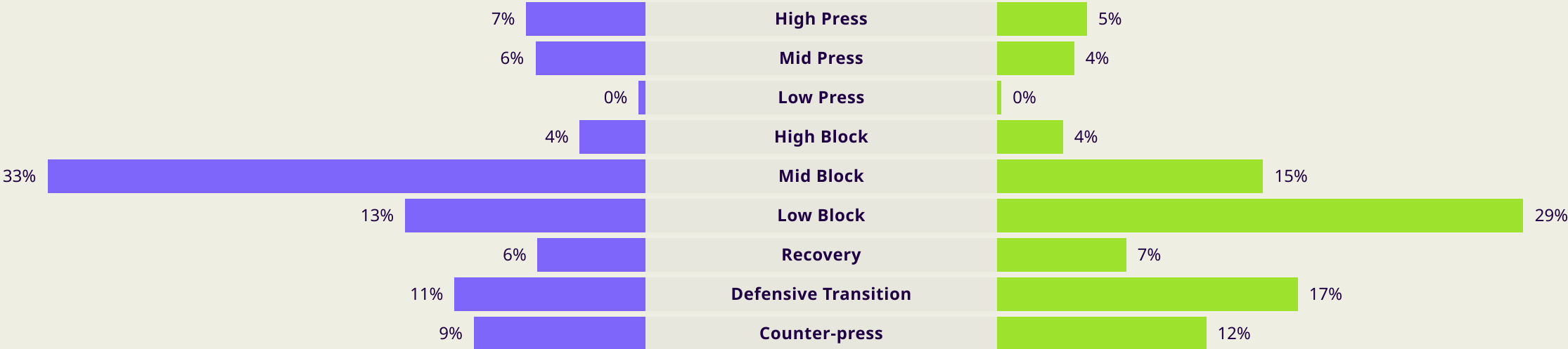
Indonesia



IN POSSESSION



OUT OF POSSESSION

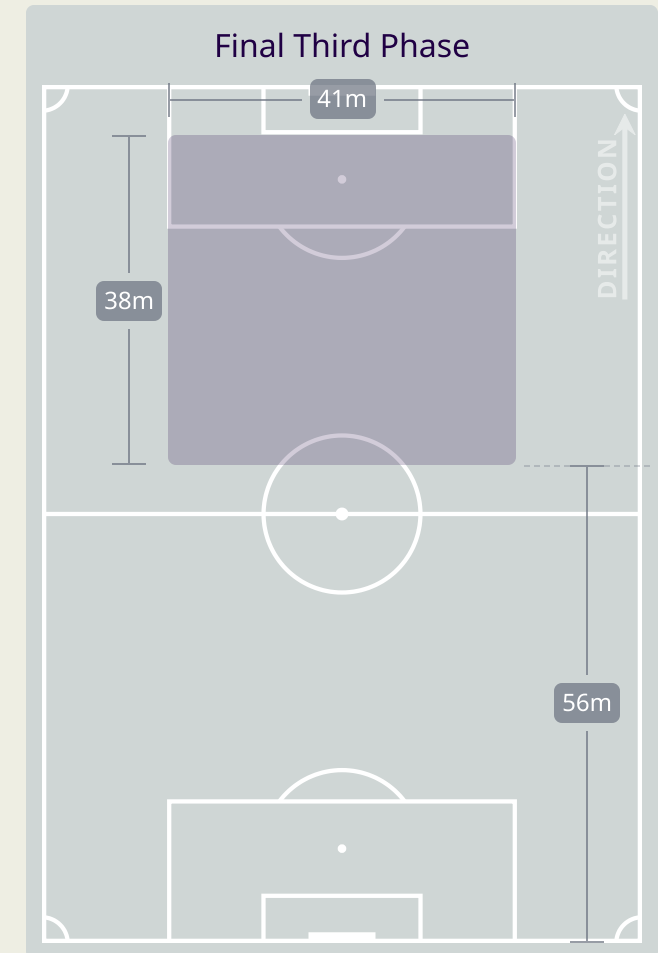
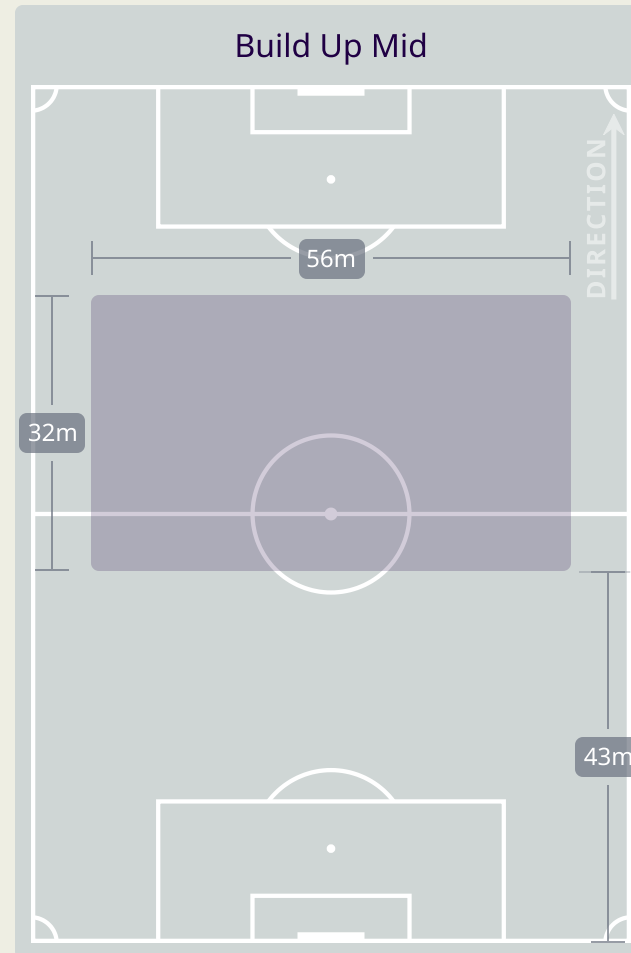
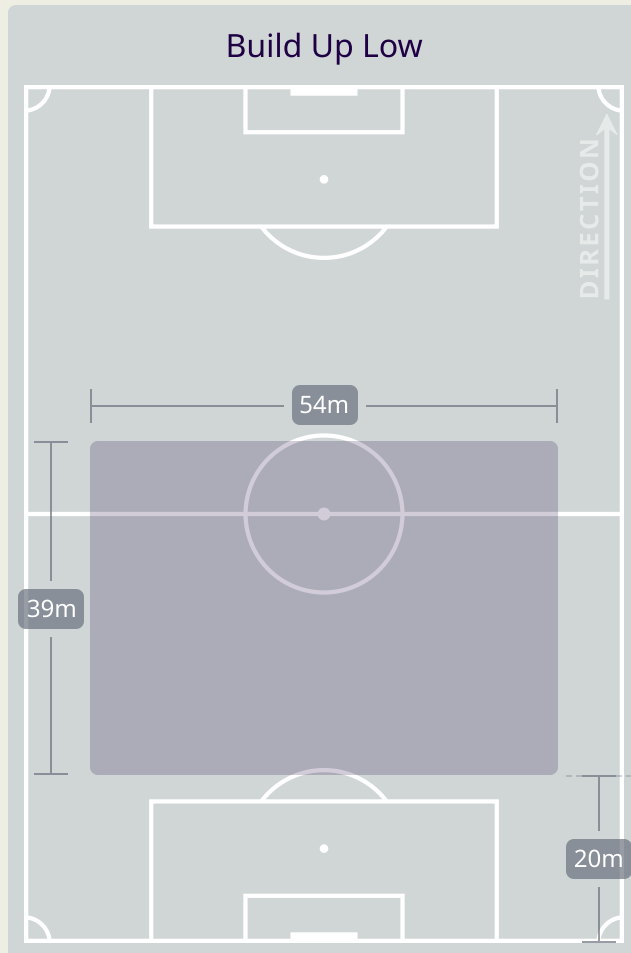


# IN POSSESSION

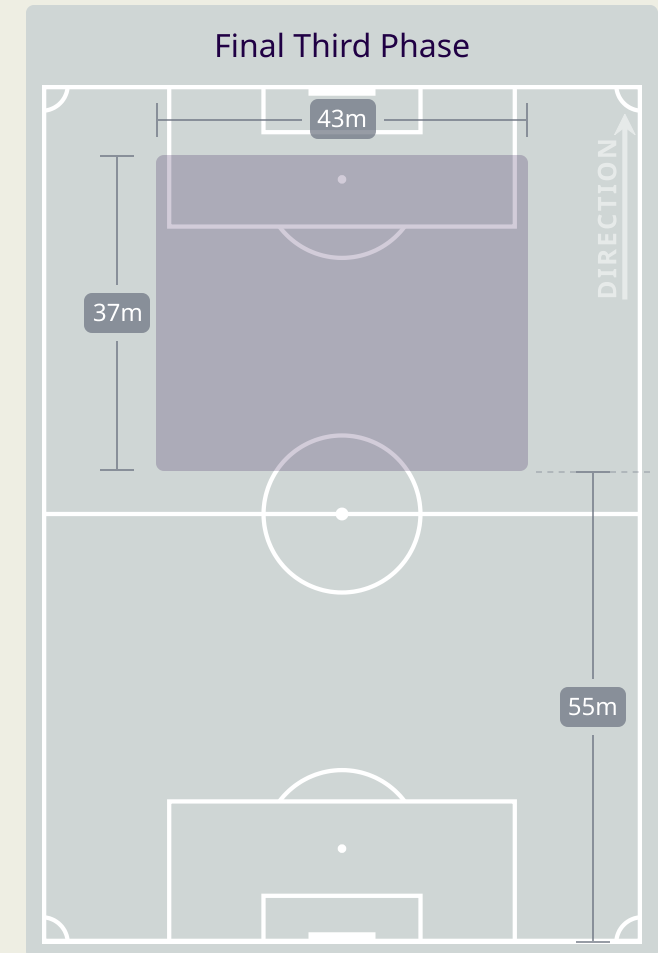
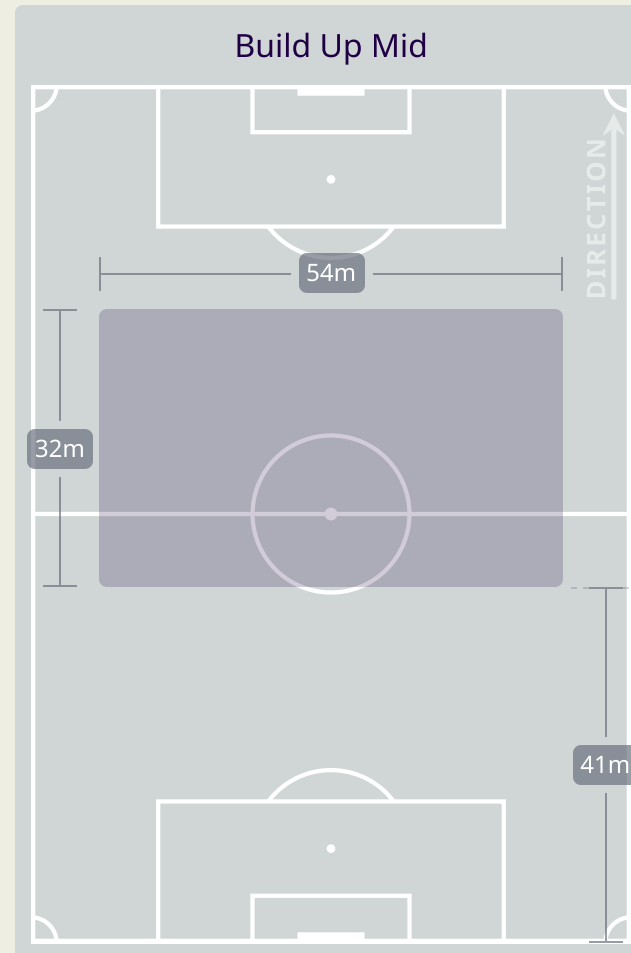
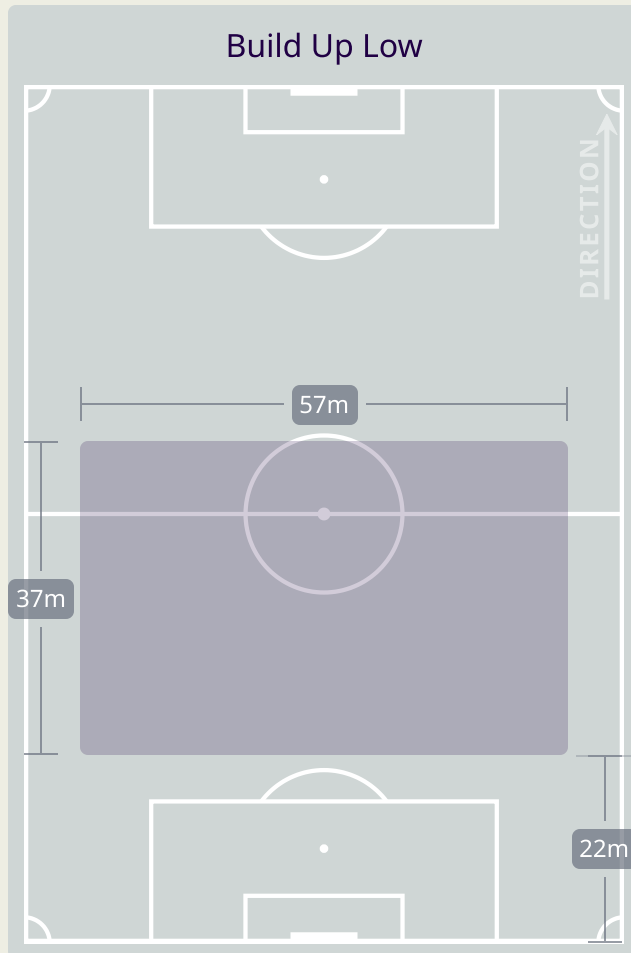


Australia v Indonesia

# In Possession Line Height & Team Length



# In Possession Line Height & Team Length



Line Breaks



Australia

Attempted Line Breaks

105



27

Attempted

17

Complete



32

Attempted

23

Complete



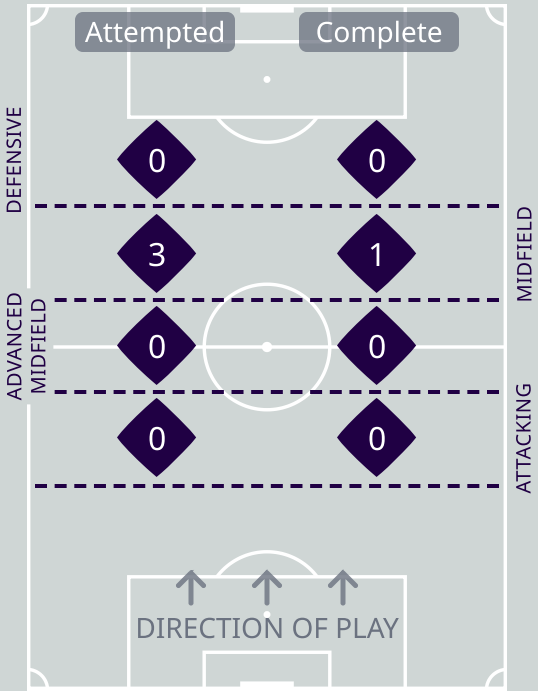
46

Attempted

24

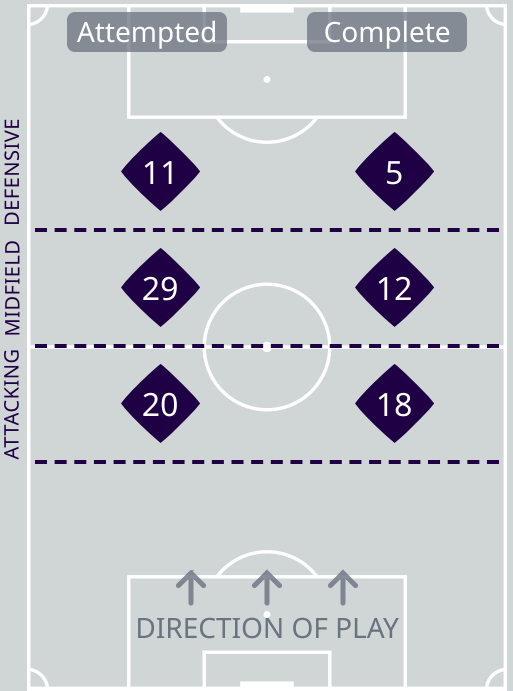
Complete

4 Units



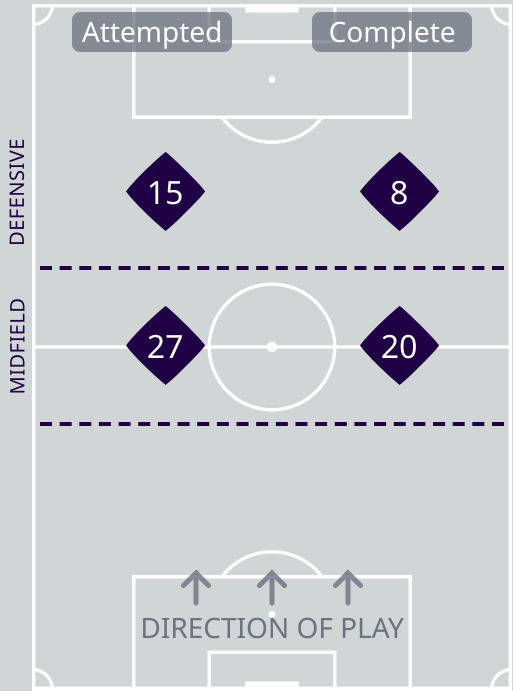
Attempted Line Breaks	3
Inside Shape	2
Outside Shape	1

3 Units



Attempted Line Breaks	60
Inside Shape	37
Outside Shape	23

2 Units



Attempted Line Breaks	42
Inside Shape	26
Outside Shape	16



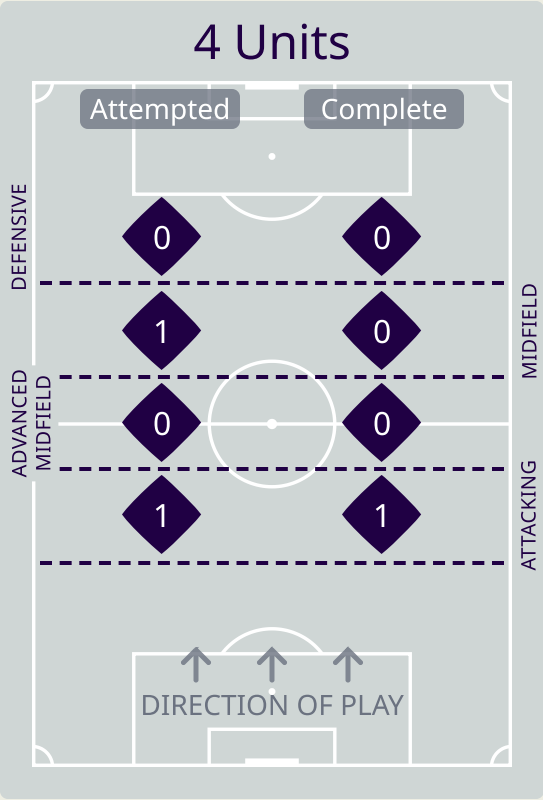
Line Breaks



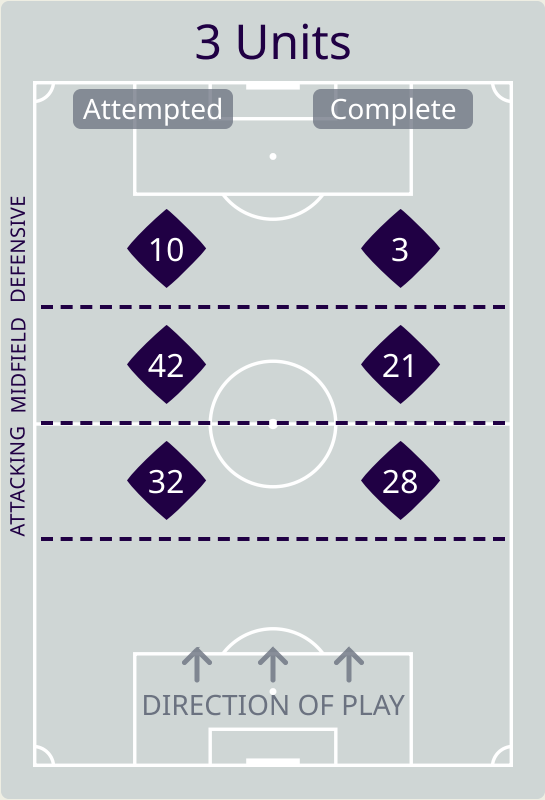
Indonesia

Attempted Line Breaks

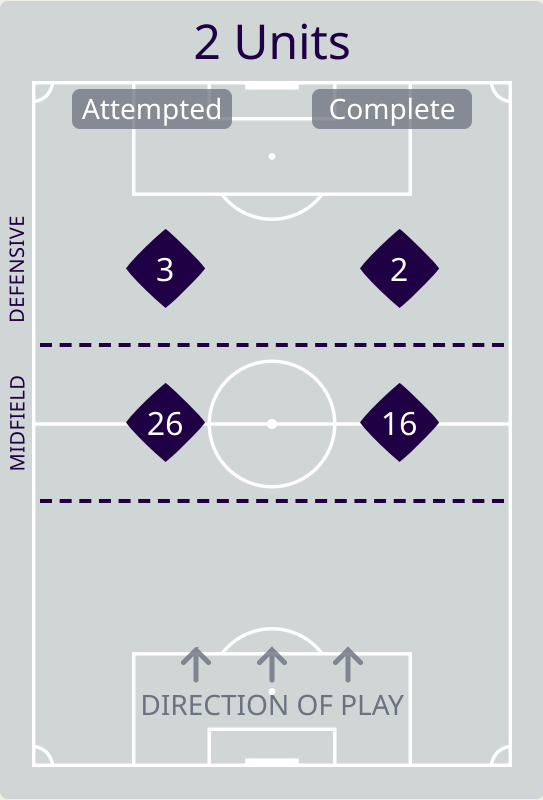
115



Attempted Line Breaks	2
Inside Shape	2
Outside Shape	0



Attempted Line Breaks	84
Inside Shape	46
Outside Shape	38



Attempted Line Breaks	29
Inside Shape	21
Outside Shape	8

Line Breaks



					4 Units				3 Units			2 Units		Direction			Distribution Type		
#	Player	Line Breaks Attempted	Line Breaks Completed	Line Break Completion %	Attacking Line	Attacking Midfield Line	Midfield Line	Defensive Line	Attacking Line	Midfield Line	Defensive Line	Midfield Line	Defensive Line	Through	Around	Over	Pass	Cross	Ball Progression
1	RYAN Mathew	8	4	50%	0	0	0	0	3	2	0	3	0	0	0	8	8	0	0
4	ROWLES Kye	10	5	50%	0	0	1	0	5	1	2	0	1	3	3	4	9	0	1
5	BOS Jordan	4	1	25%	0	0	0	0	0	1	1	1	1	2	2	0	3	0	1
6	BOYLE Martin	7	4	57%	0	0	1	0	0	2	1	2	1	2	2	3	5	0	2
9	FORNAROLI Bruno	2	1	50%	0	0	0	0	0	0	0	1	1	0	2	0	2	0	0
14	McGREE Riley	4	4	100%	0	0	0	0	0	0	0	4	0	2	2	0	4	0	0
16	BEHICH Aziz	10	10	100%	0	0	0	0	2	4	1	1	2	3	2	5	9	0	1
17	BACCUS Keanu	12	7	58%	0	0	0	0	2	5	2	3	0	5	3	4	12	0	0
19	SOUTTAR Harry	11	6	54%	0	0	1	0	4	2	1	0	3	1	2	8	11	0	0
22	IRVINE Jackson	10	4	40%	0	0	0	0	0	3	0	5	2	3	6	1	8	1	1
25	JONES Gethin	12	8	66%	0	0	0	0	2	4	2	3	1	3	5	4	9	1	2
3	ATKINSON Nathaniel	8	6	75%	0	0	0	0	1	2	1	3	1	1	2	5	7	0	1
8	METCALFE Connor	2	1	50%	0	0	0	0	0	0	0	1	1	0	1	1	1	1	0
13	ONEILL Aiden	2	1	50%	0	0	0	0	1	1	0	0	0	0	0	2	2	0	0
15	DUKE Mitchell	2	1	50%	0	0	0	0	0	2	0	0	0	2	0	0	2	0	0
23	GOODWIN Craig	1	1	100%	0	0	0	0	0	0	0	0	1	0	0	1	0	1	0

Line Breaks



					4 Units				3 Units			2 Units		Direction			Distribution Type		
#	Player	Line Breaks Attempted	Line Breaks Completed	Line Break Completion %	Attacking Line	Attacking Midfield Line	Midfield Line	Defensive Line	Attacking Line	Midfield Line	Defensive Line	Midfield Line	Defensive Line	Through	Around	Over	Pass	Cross	Ball Progression
21	ARI Ernando	13	6	46%	0	0	0	0	7	4	0	2	0	1	0	12	13	0	0
2	SAYURI Yakob	4	2	50%	0	0	0	0	0	2	0	2	0	1	2	1	4	0	0
3	BAGGOTT Elkan	24	19	79%	1	0	1	0	11	6	3	2	0	2	14	8	24	0	0
4	AMAT Jordi	19	13	68%	0	0	0	0	5	8	2	4	0	3	3	13	19	0	0
6	WALSH Sandy	10	8	80%	0	0	0	0	3	5	0	1	1	0	5	5	10	0	0
7	FERDINAN Marselino	4	1	25%	0	0	0	0	0	0	2	0	2	1	2	1	2	1	1
11	STRUICK Rafael	3	0	0%	0	0	0	0	0	2	1	0	0	2	1	0	0	0	3
14	MANGKUALAM Asnawi	8	2	25%	0	0	0	0	1	2	0	5	0	2	0	6	8	0	0
20	PATTYNAMA Shayne	6	4	66%	0	0	0	0	1	3	0	2	0	1	3	2	5	1	0
24	JENNER Ivar	9	4	44%	0	0	0	0	1	4	1	3	0	4	3	2	7	0	2
25	HUBNER Justin	7	6	85%	0	0	0	0	1	2	1	3	0	4	0	3	7	0	0
5	RIDHO Rizky	6	4	66%	0	0	0	0	2	3	0	1	0	0	3	3	6	0	0
8	SULAEMAN Witan	2	2	100%	0	0	0	0	0	1	0	1	0	1	1	0	2	0	0

Passing Networks



#	Passes From ↓ to →	RYAN Mathew	ROWLES Kye	BOS Jordan	BOYLE Martin	FORNAROLI Bruno	McGREE Riley	BEHICH Aziz	BACCUS Keanu	SOUTTAR Harry	IRVINE Jackson	JONES Gethin	ATKINSON Nathaniel	METCALFE Connor	ONEILL Aiden	DUKE Mitchell	GOODWIN Craig
1	RYAN Mathew		1	1	0	1	0	6	0	11	0	3	0	0	0	0	0
4	ROWLES Kye	5		1	0	0	0	16	5	18	4	2	0	0	0	1	0
5	BOS Jordan	0	2		0	1	3	6	4	0	2	0	0	0	0	0	0
6	BOYLE Martin	0	1	1		0	2	1	0	0	1	7	2	2	0	1	0
9	FORNAROLI Bruno	0	0	1	0		2	0	0	0	3	2	0	0	0	0	0
14	McGREE Riley	0	2	1	2	1		0	2	1	4	5	0	0	0	0	0
16	BEHICH Aziz	2	15	10	0	1	1		5	6	5	0	1	0	0	0	0
17	BACCUS Keanu	1	4	1	3	1	3	4		6	0	7	2	0	0	1	0
19	SOUTTAR Harry	6	13	2	0	1	4	4	5		1	13	1	0	1	0	0
22	IRVINE Jackson	0	4	7	1	1	0	2	1	2		1	0	0	0	1	1
25	JONES Gethin	0	6	0	7	1	2	1	8	8	1		0	0	0	0	0
3	ATKINSON Nathaniel	0	1	0	0	0	0	0	0	0	0	0		3	0	1	0
8	METCALFE Connor	0	0	0	3	0	0	1	0	0	0	0	3		0	0	0
13	ONEILL Aiden	0	0	0	2	0	0	0	0	0	0	0	1	0		0	0
15	DUKE Mitchell	0	0	1	0	0	0	1	0	0	1	0	0	2	0		0
23	GOODWIN Craig	0	0	0	0	0	0	1	0	0	0	0	0	0	0	0	

Top 5 Player to Player Passers		
Player	Passed To	% of Total Team Passes
ROWLES Kye	SOUTTAR Harry	5.2%
ROWLES Kye	BEHICH Aziz	4.7%
BEHICH Aziz	ROWLES Kye	4.4%
SOUTTAR Harry	ROWLES Kye	3.8%
SOUTTAR Harry	JONES Gethin	3.8%

Passing Networks

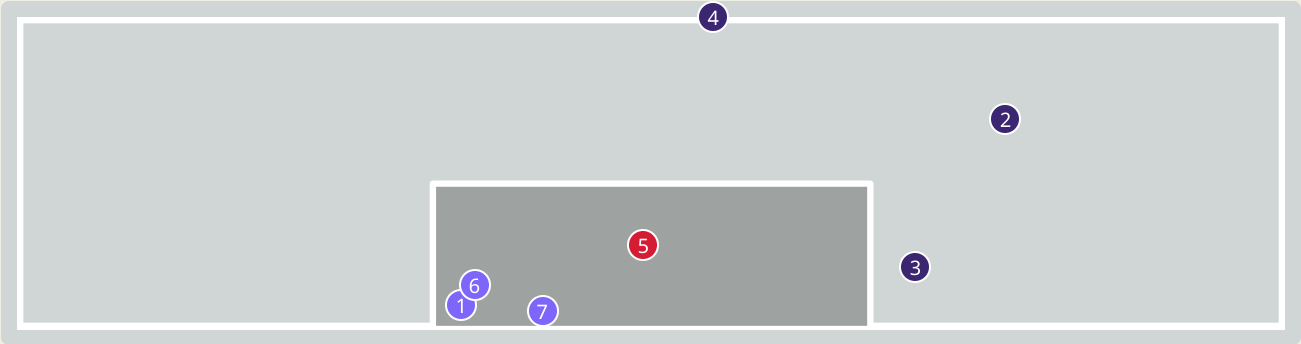
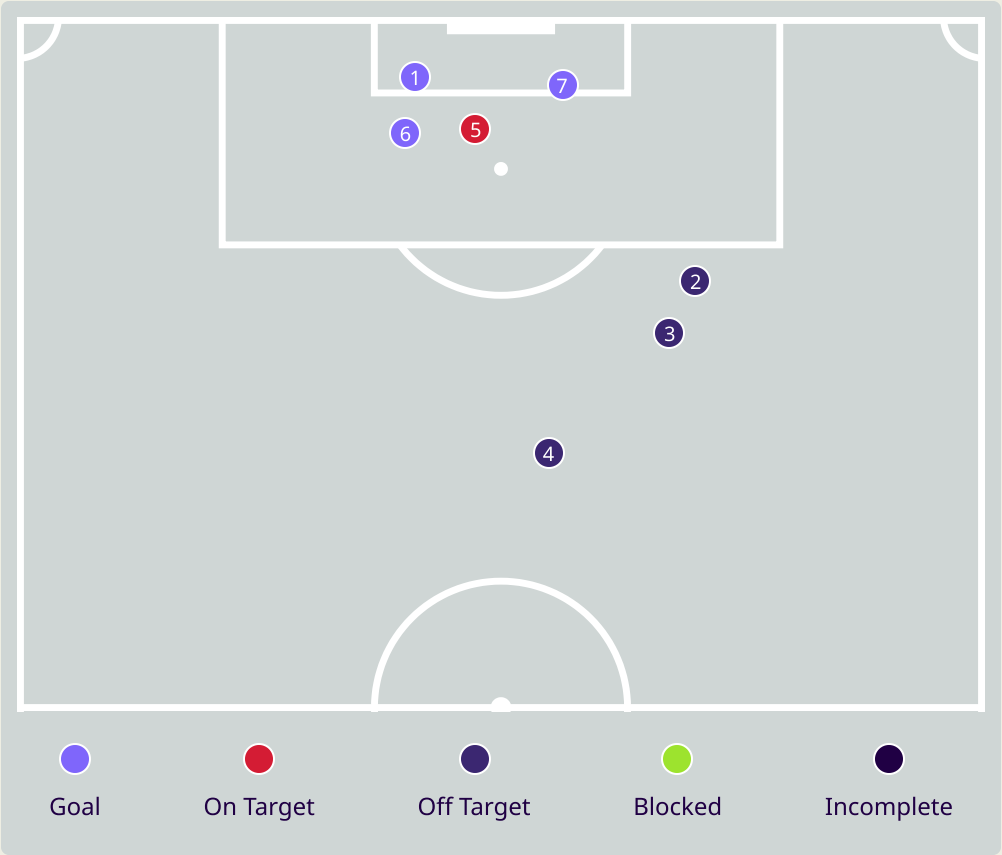
#	Passes From ↓ to →	ARI Ernando	SAYURI Yakob	BAGGOTT Elkan	AMAT Jordi	WALSH Sandy	FERDINAN Marselino	STRUICK Rafael	MANGKUALAM Asnawi	PATTYNAMA Shayne	JENNER Ivar	HUBNER Justin	RIDHO Rizky	SULAEMAN Witan
21	ARI Ernando		1	8	8	0	0	0	0	2	0	2	1	0
2	SAYURI Yakob	0		1	0	3	0	3	4	0	1	2	0	0
3	BAGGOTT Elkan	7	0		20	1	8	0	1	12	6	3	0	0
4	AMAT Jordi	6	4	14		16	2	1	3	5	4	5	7	1
6	WALSH Sandy	3	4	2	14		1	2	2	1	7	1	0	2
7	FERDINAN Marselino	0	0	3	1	0		1	0	5	0	5	0	0
11	STRUICK Rafael	0	1	3	1	1	1		1	0	0	4	0	0
14	MANGKUALAM Asnawi	0	2	0	1	7	1	0		0	3	0	0	0
20	PATTYNAMA Shayne	0	2	7	3	1	5	2	0		1	4	0	2
24	JENNER Ivar	0	2	4	6	6	1	0	2	2		5	2	0
25	HUBNER Justin	2	0	10	3	3	2	2	1	3	4		2	0
5	RIDHO Rizky	0	0	3	3	2	0	0	0	1	1	0		1
8	SULAEMAN Witan	0	1	0	0	1	0	1	0	2	1	0	1	






Indonesia



Top 5 Player to Player Passers		
Player	Passed To	% of Total Team Passes
BAGGOTT Elkan	AMAT Jordi	5.7%
AMAT Jordi	WALSH Sandy	4.6%
AMAT Jordi	BAGGOTT Elkan	4%
WALSH Sandy	AMAT Jordi	4%
BAGGOTT Elkan	PATTYNAMA Shayne	3.4%

# Attempts at Goal



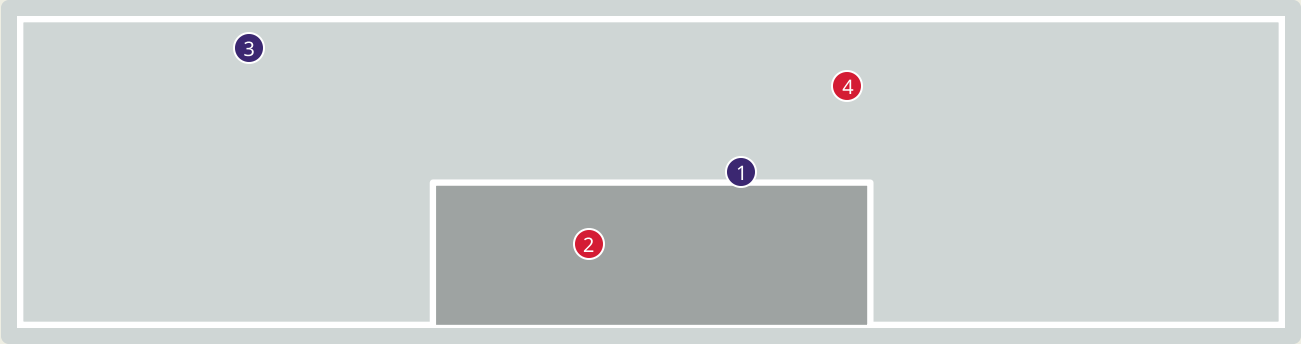
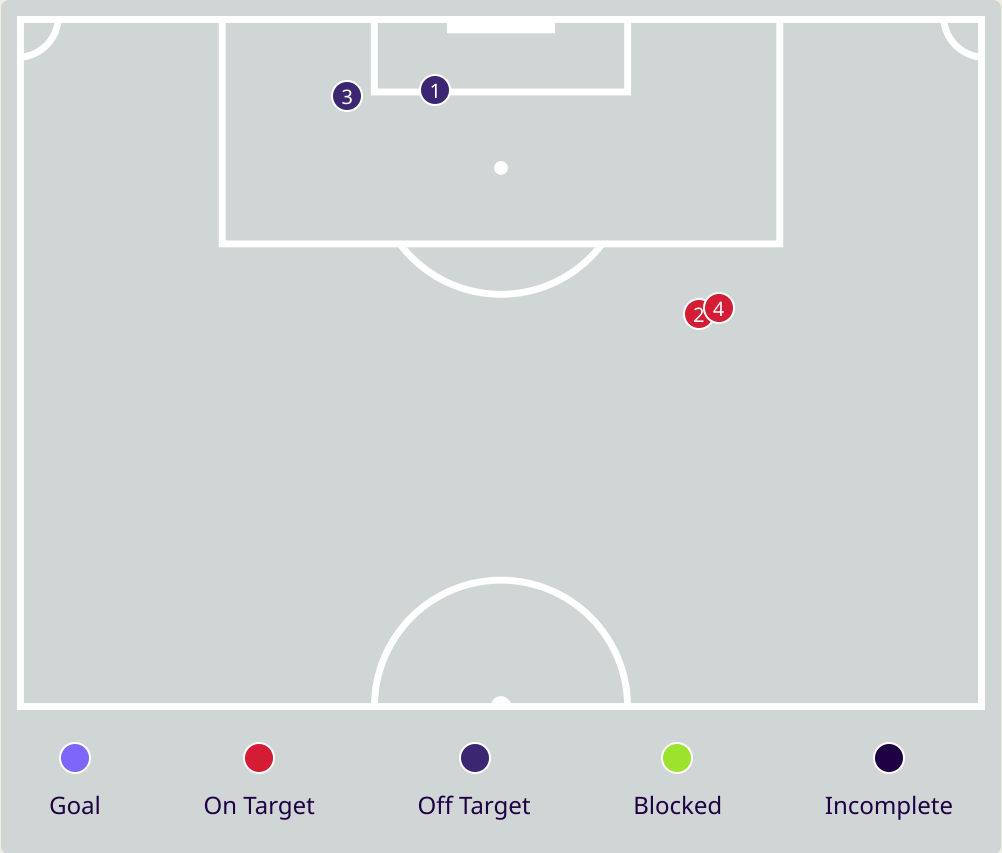
Key	Outcome	Shots
	Goals	3
	On Target	1
	Off Target	3
	Blocked	0
	Incomplete	0

Attempts at Goal



Time	Player	Outcome	Body Part	Delivery Type
44	6 BOYLE Martin	On Target - Goal	Head	Cross
80	15 DUKE Mitchell	Off Target	Right Foot	Pass
83	3 ATKINSON Nathaniel	Off Target	Right Foot	Pass
87	19 SOUTTAR Harry	Off Target	Right Foot	Loose Ball
88	22 IRVINE Jackson	On Target - Saved	Head	Cross
88	23 GOODWIN Craig	On Target - Goal	Left Foot	Other
90	19 SOUTTAR Harry	On Target - Goal	Head	Freekick

# Attempts at Goal



Key	Outcome	Shots
	Goals	0
	On Target	2
	Off Target	2
	Blocked	0
	Incomplete	0

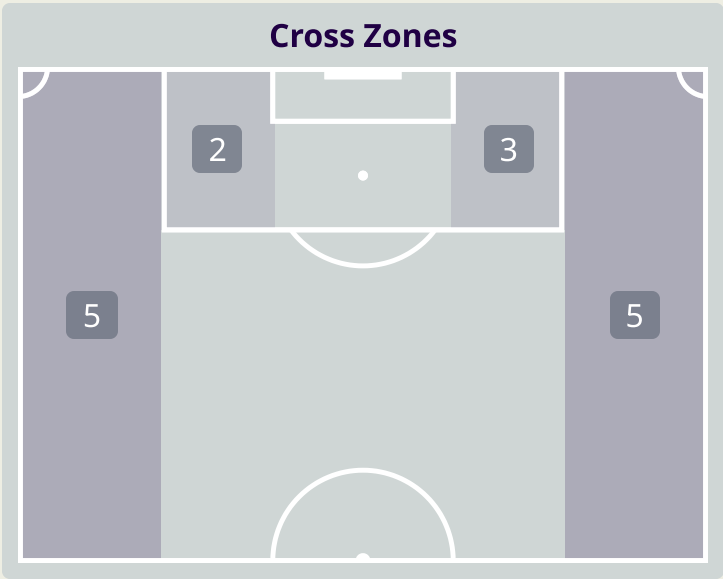
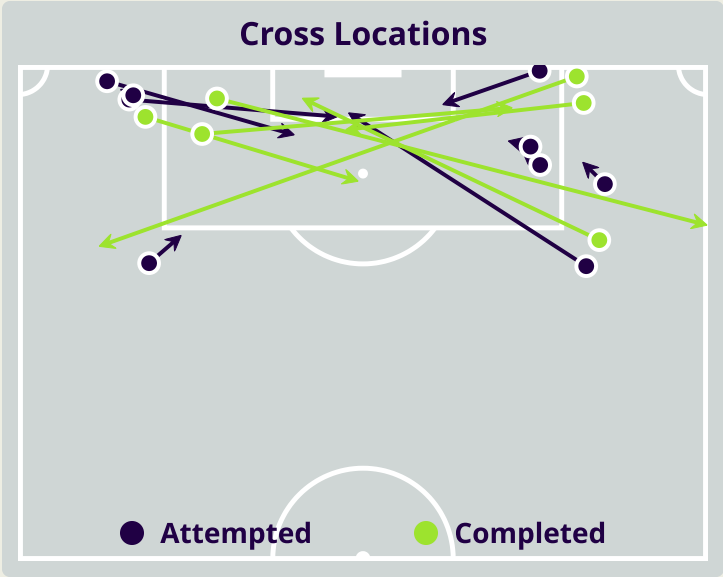


# Attempts at Goal

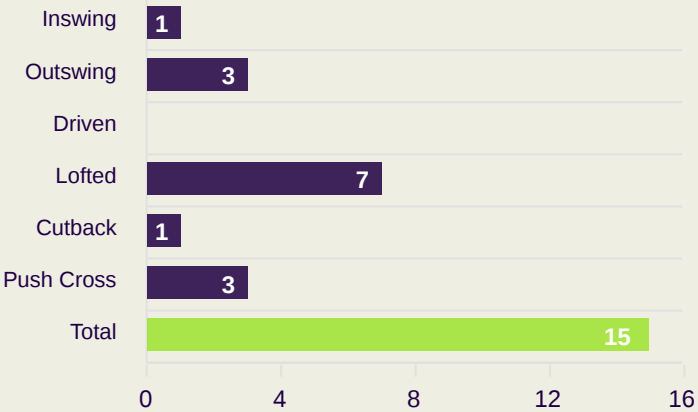


Time	Player	Outcome	Body Part	Delivery Type
5	11 STRUICK Rafael	Off Target	Right Foot	Cross
22	25HUBNER Justin	On Target - Saved	Left Foot	Pass
38	2 SAYURI Yakob	Off Target	Left Foot	Cross
40	7 FERDINAN Marselino	On Target	Right Foot	Pass

Crosses (Open Play)



Delivery Type



Attempted

15

Completed

6

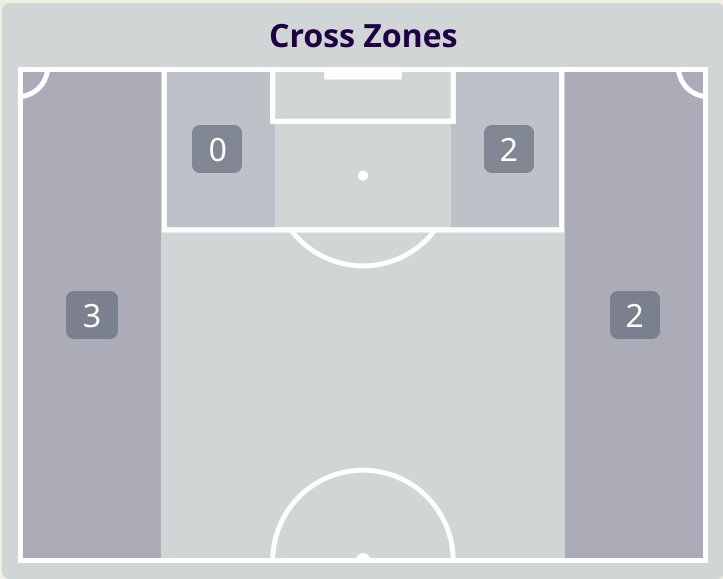
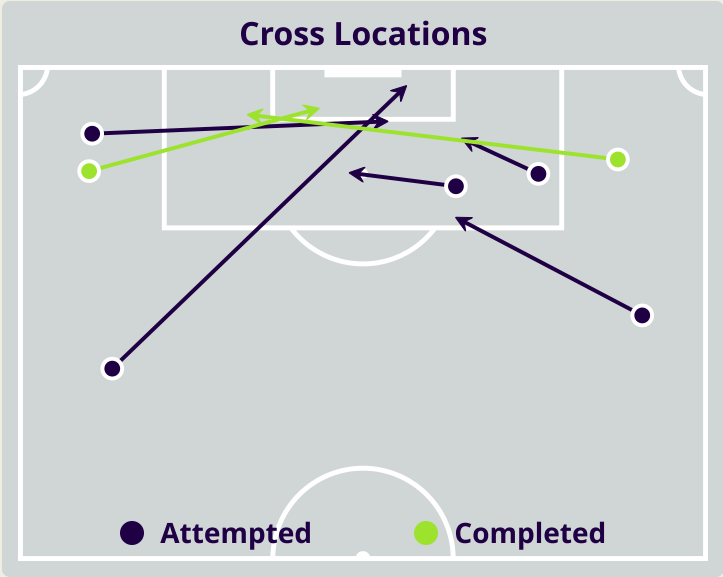
Most Crosses Attempted

3

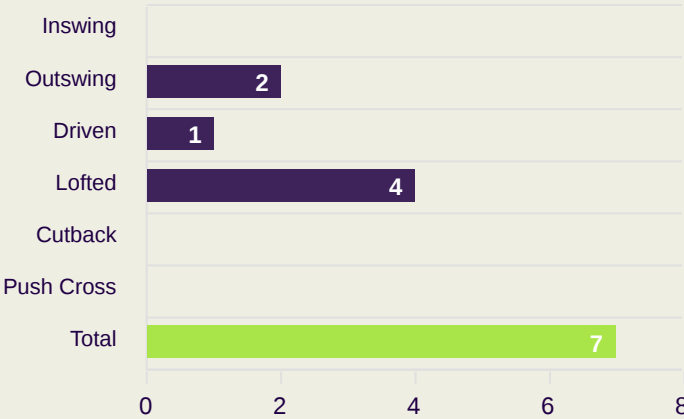
IRVINE Jackson  
LEFT CENTRE MIDFIELD

#	Player	Inswing	Outswing	Driven	Lofted	Cutback	Push Cross	Total Attempted
1	RYAN Mathew	0	0	0	0	0	0	0
4	ROWLES Kye	0	0	0	0	0	0	0
5	BOS Jordan	0	0	0	0	0	1	1
6	BOYLE Martin	0	0	0	1	0	0	1
9	FORNAROLI Bruno	0	0	0	0	0	0	0
14	McGREE Riley	0	0	0	1	0	0	1
16	BEHICH Aziz	0	1	0	1	1	0	3
17	BACCUS Keanu	0	0	0	0	0	0	0
19	SOUTTAR Harry	0	0	0	0	0	0	0
22	IRVINE Jackson	0	0	0	2	0	1	3
25	JONES Gethin	0	1	0	1	0	0	2
3	ATKINSON Nathaniel	0	0	0	1	0	1	2
8	METCALFE Connor	1	1	0	0	0	0	2
13	ONEILL Aiden	0	0	0	0	0	0	0
15	DUKE Mitchell	0	0	0	0	0	0	0
23	GOODWIN Craig	0	0	0	0	0	0	0

Crosses (Open Play)



Delivery Type



Attempted

7

Completed

2

Most Crosses Attempted

2

FERDINAN Marselino  
LEFT WINGER

#	Player	Inswing	Outswing	Driven	Lofted	Cutback	Push Cross	Total Attempted
21	ARI Ernando	0	0	0	0	0	0	0
2	SAYURI Yakob	0	0	1	1	0	0	2
3	BAGGOTT Elkan	0	0	0	0	0	0	0
4	AMAT Jordi	0	0	0	0	0	0	0
6	WALSH Sandy	0	0	0	0	0	0	0
7	FERDINAN Marselino	0	0	0	2	0	0	2
11	STRUICK Rafael	0	0	0	0	0	0	0
14	MANGKUALAM Asnawi	0	1	0	0	0	0	1
20	PATTYNAMA Shayne	0	0	0	1	0	0	1
24	JENNER Ivar	0	0	0	0	0	0	0
25	HUBNER Justin	0	1	0	0	0	0	1
5	RIDHO Rizky	0	0	0	0	0	0	0

8	SULAEMAN Witan	0	0	0	0	0	0	0
---	----------------	---	---	---	---	---	---	---

Offering to Receive



289

Total Offers Made

88

Total Offers Received

Most Offers

42

BOYLE Martin

RIGHT WINGER

53

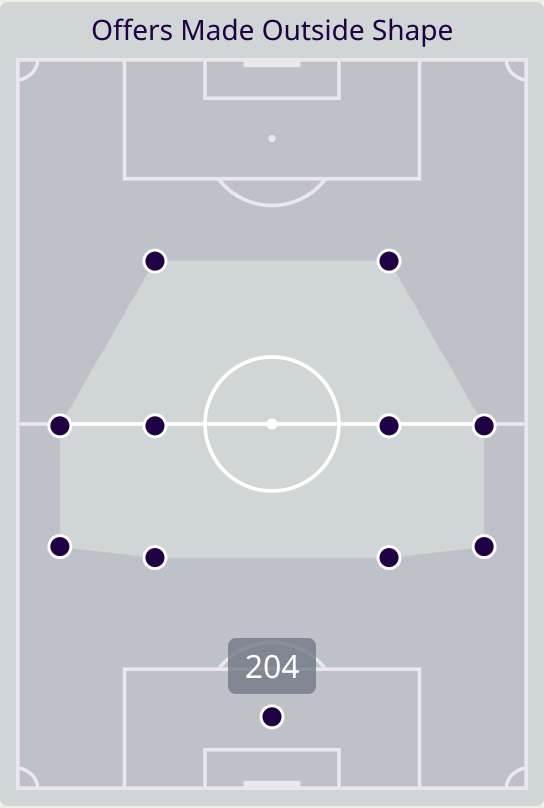
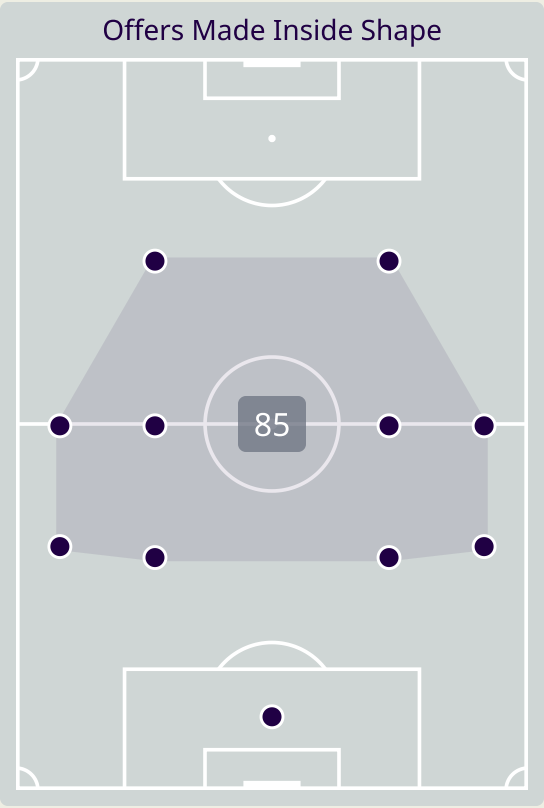
Offers Made in Final Third

120

Offers Made in Middle Third

116

Offers Made in Defensive Third



#	Player	Offers Made	Offers Received	% Made & Received
1	RYAN Mathew	4	1	25%
4	ROWLES Kye	18	6	33.3%
5	BOS Jordan	34	7	20.6%
6	BOYLE Martin	42	9	21.4%
9	FORNAROLI Bruno	27	8	29.6%
14	McGREE Riley	17	6	35.3%
16	BEHICH Aziz	20	10	50%
17	BACCUS Keanu	32	9	28.1%
19	SOUTTAR Harry	6	2	33.3%
22	IRVINE Jackson	42	14	33.3%
25	JONES Gethin	14	7	50%
3	ATKINSON Nathaniel	4	2	50%
8	METCALFE Connor	9	2	22.2%
13	ONEILL Aiden	1	0	0%
15	DUKE Mitchell	17	4	23.5%
23	GOODWIN Craig	2	1	50%

# Offering to Receive

285

Total Offers Made

84

Total Offers Received

Most Offers

52

HUBNER Justin

RIGHT CENTRE MIDFIELD

33

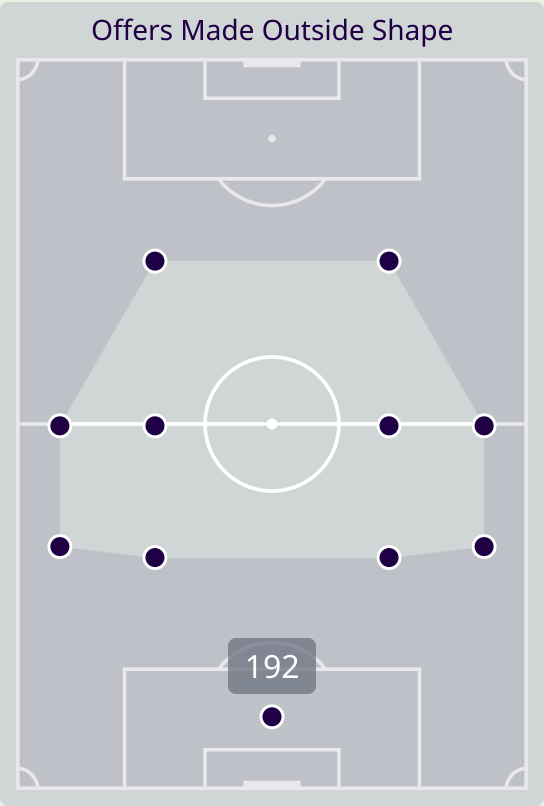
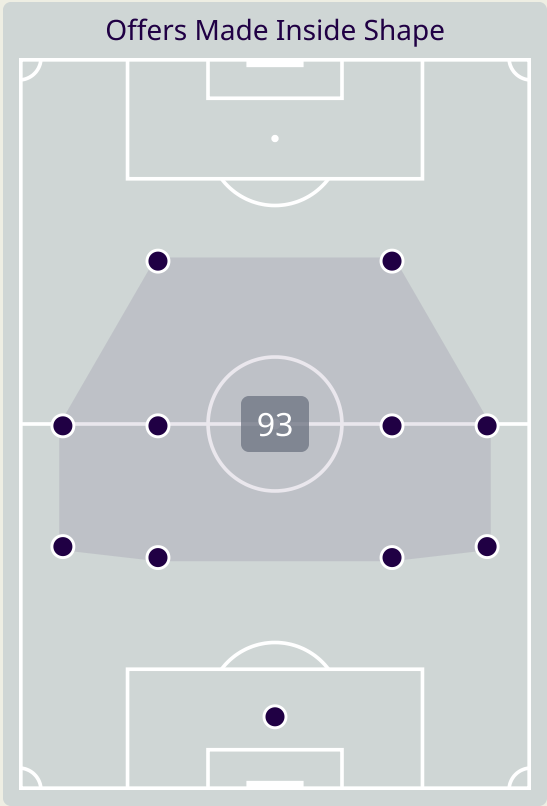
Offers Made in Final Third

135

Offers Made in Middle Third

117

Offers Made in Defensive Third



Indonesia

#	Player	Offers Made	Offers Received	% Made & Received
21	ARI Ernando	4	3	75%
2	SAYURI Yakob	34	4	11.8%
3	BAGGOTT Elkan	7	1	14.3%
4	AMAT Jordi	3	1	33.3%
6	WALSH Sandy	28	12	42.9%
7	FERDINAN Marselino	16	4	25%
11	STRUICK Rafael	23	8	34.8%
14	MANGKUALAM Asnawi	20	8	40%
20	PATTYNAMA Shayne	35	11	31.4%
24	JENNER Ivar	50	16	32%
25	HUBNER Justin	52	13	25%

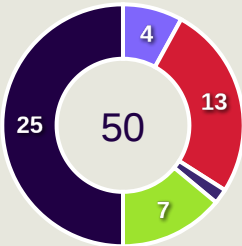
5	RIDHO Rizky	3	1	33.3%
8	SULAEMAN Witan	10	2	20%

# Movement to Receive

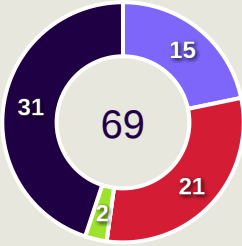


Movement Types by Phase

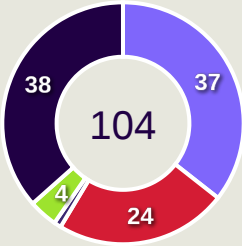
Final Third Phase



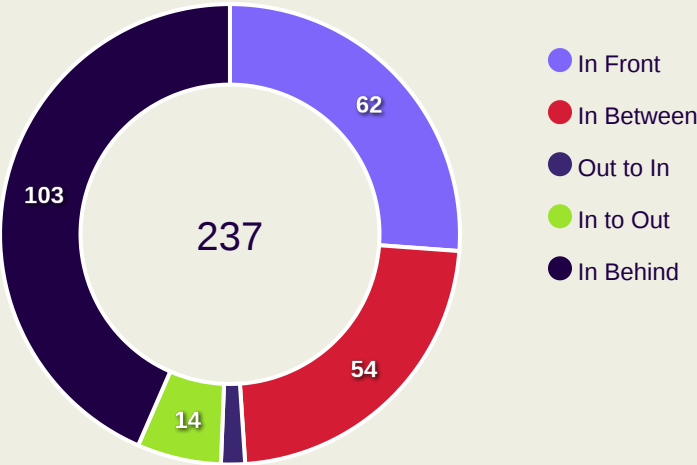
Progression Phase



Build Up Phase



All Movement Types

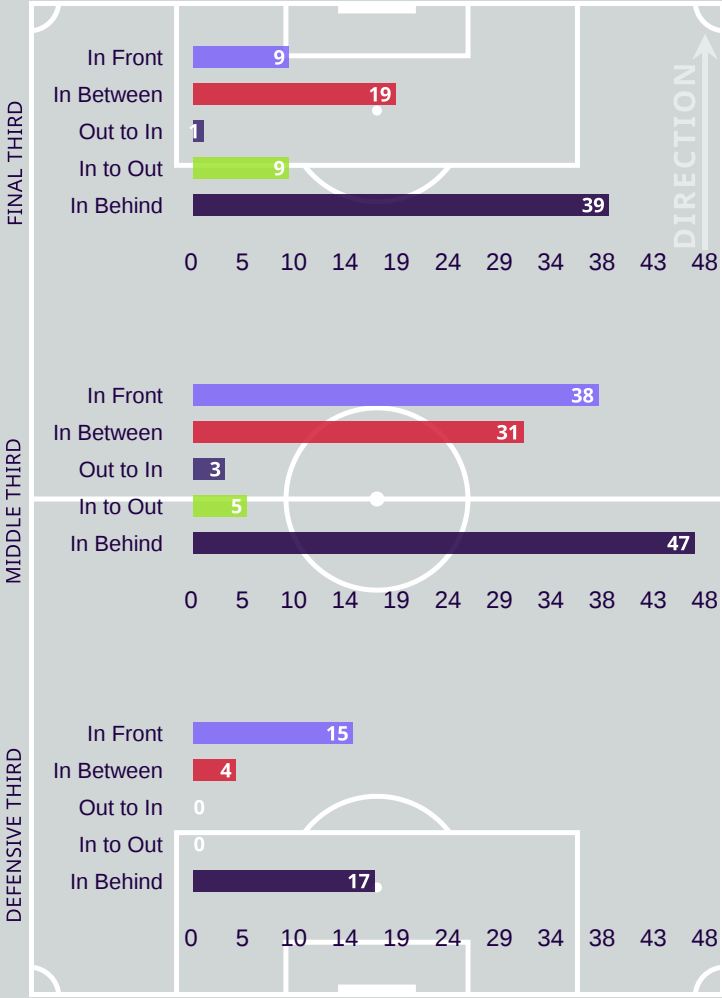


- In Front
- In Between
- Out to In
- In to Out
- In Behind

Top Ranked Players

Type	Player	Movements
In Front	17 BACCUS Keanu	26
In Between	22 IRVINE Jackson	17
Out to In	6 BOYLE Martin	2
In to Out	22 IRVINE Jackson	6
In Behind	6 BOYLE Martin	29

Movement Types Pitch Third

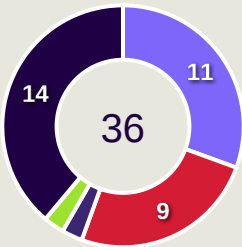


# Movement to Receive

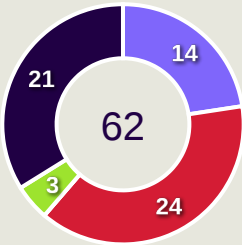


Movement Types by Phase

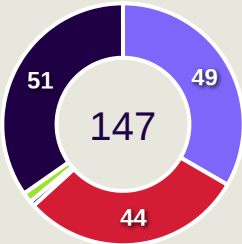
Final Third Phase



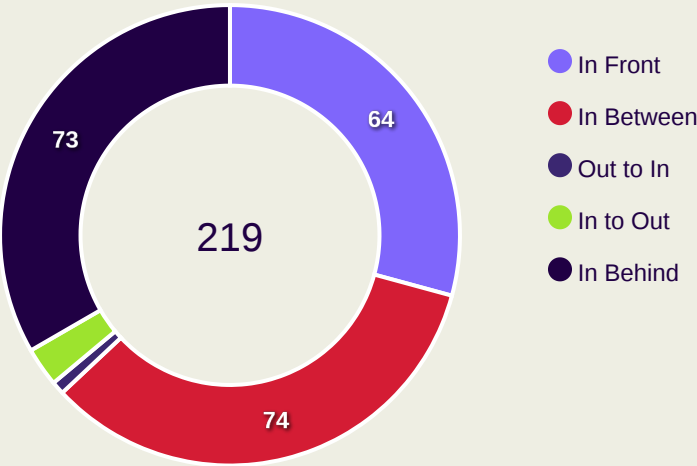
Progression Phase



Build Up Phase



All Movement Types

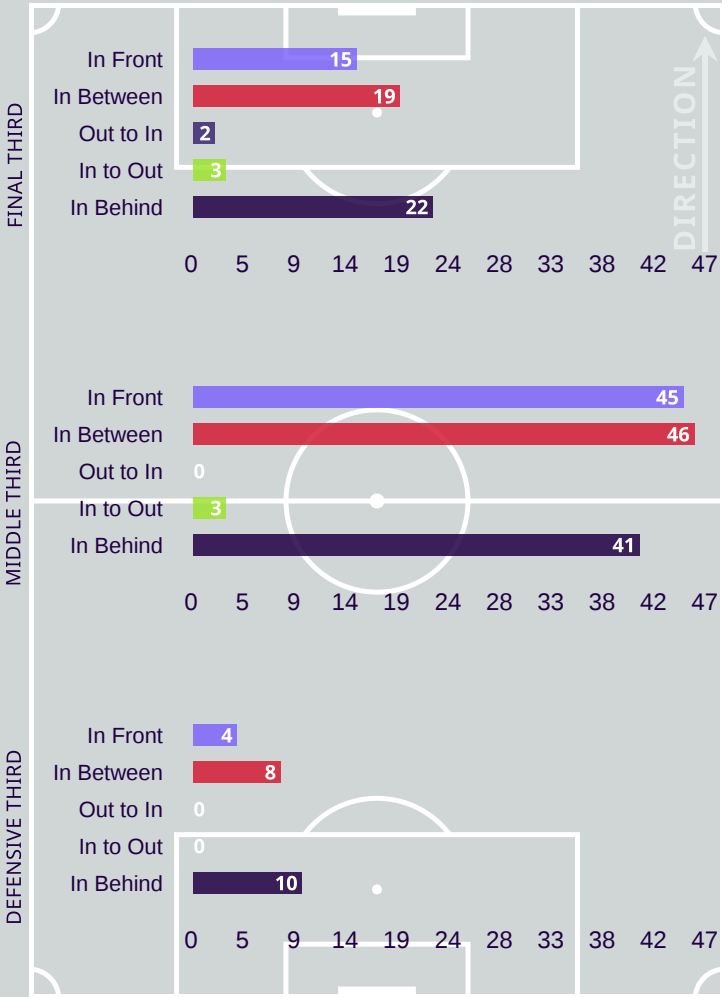


- In Front
- In Between
- Out to In
- In to Out
- In Behind

Top Ranked Players

Type	Player	Movements
In Front	24JENNER Ivar	26
In Between	25HUBNER Justin	20
Out to In	2 SAYURI Yakob	2
In to Out	25HUBNER Justin	3
In Behind	2 SAYURI Yakob	16

Movement Types Pitch Third



# OUT OF POSSESSION



Australia v Indonesia



Defensive Actions

57

Forced Turnovers

51

Possession Regained

8

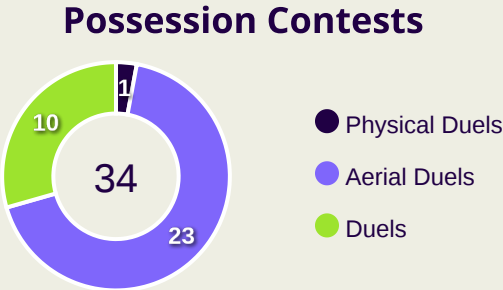
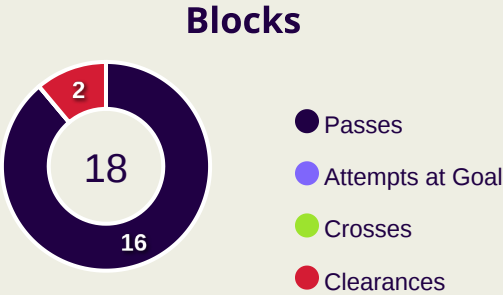
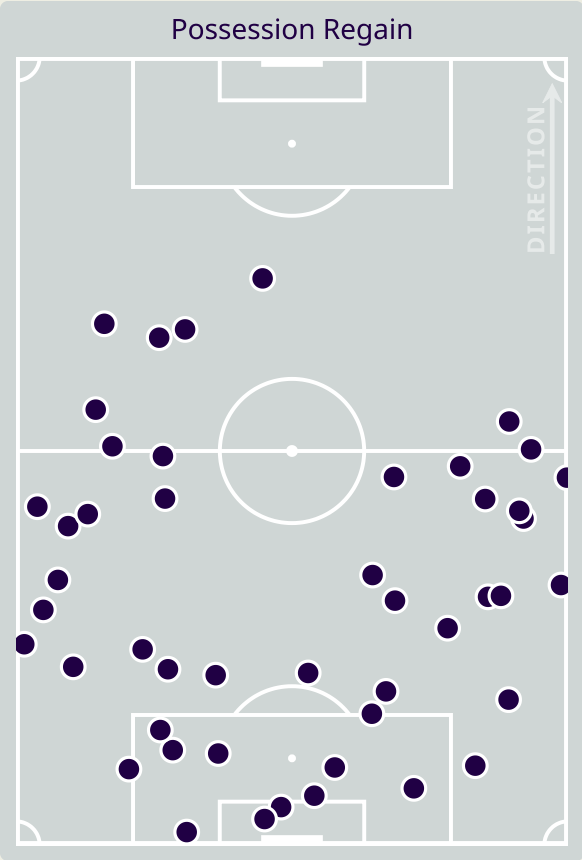
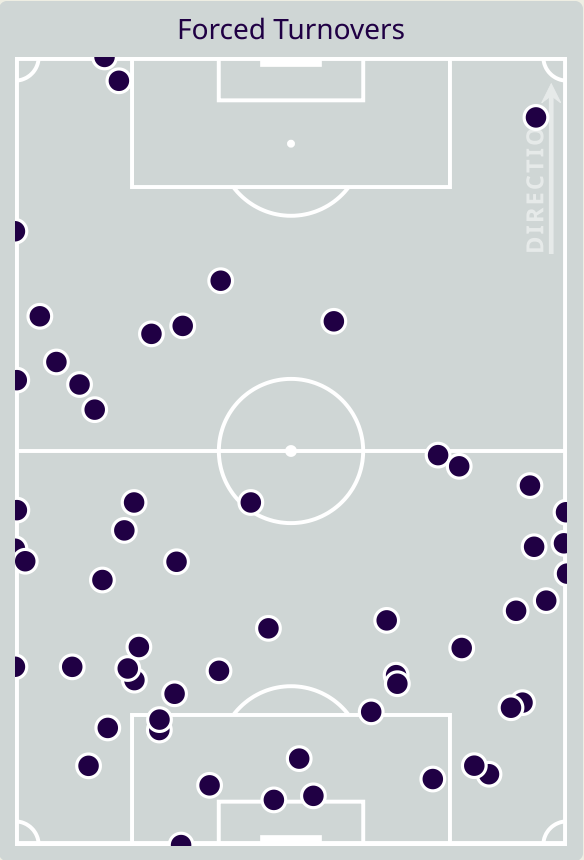
Interceptions

36

Tackles

4.51

Possession Actions / Defensive Action



Most Possession Regains

8

RYAN Mathew

GOALKEEPER



#	Player	Total Possession Regains
1	RYAN Mathew	8
4	ROWLES Kye	7
5	BOS Jordan	2
6	BOYLE Martin	1
9	FORNAROLI Bruno	1
14	McGREE Riley	4
16	BEHICH Aziz	4
17	BACCUS Keanu	5
19	SOUTTAR Harry	8
22	IRVINE Jackson	2
25	JONES Gethin	5
3	ATKINSON Nathaniel	2
8	METCALFE Connor	0
13	ONEILL Aiden	1
15	DUKE Mitchell	1
23	GOODWIN Craig	0

Defensive Actions

70

Forced Turnovers

37

Possession Regained

2

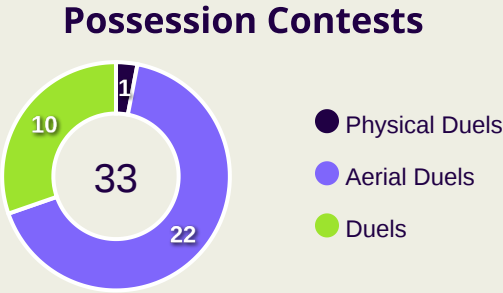
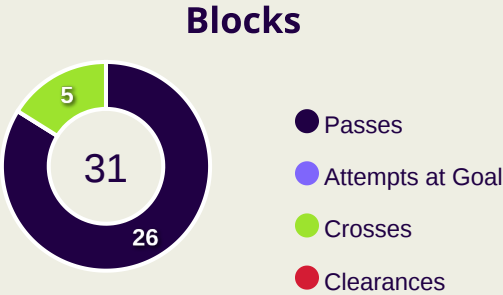
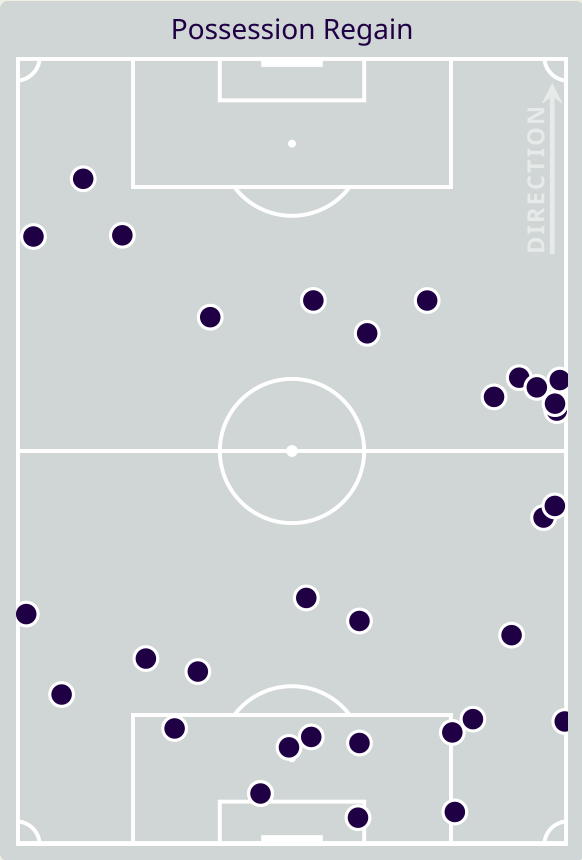
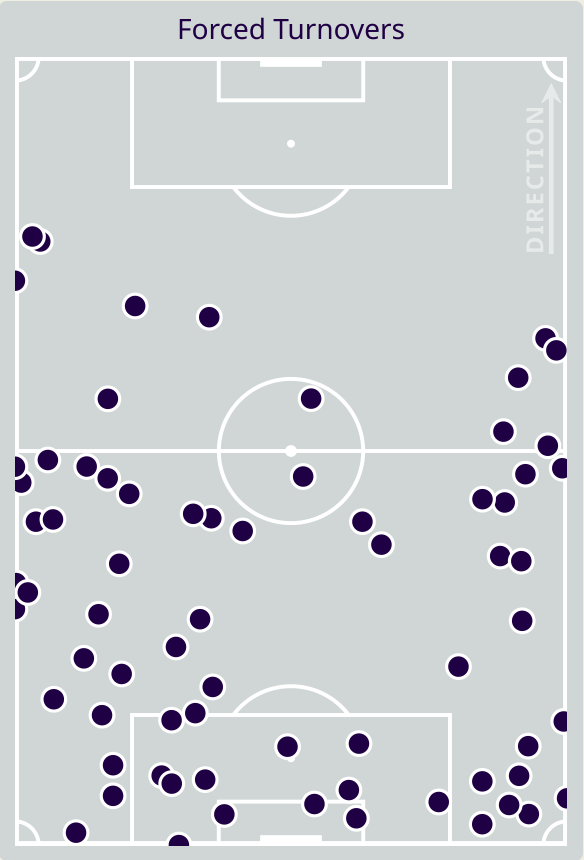
Interceptions

45

Tackles

3.89

Possession Actions / Defensive Action



Most Possession Regains

7

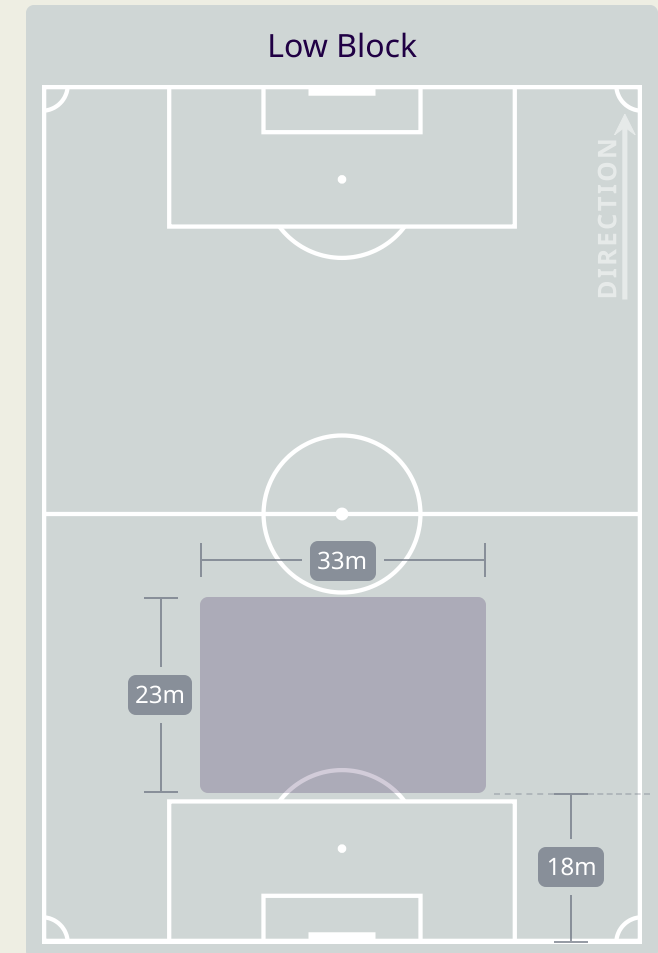
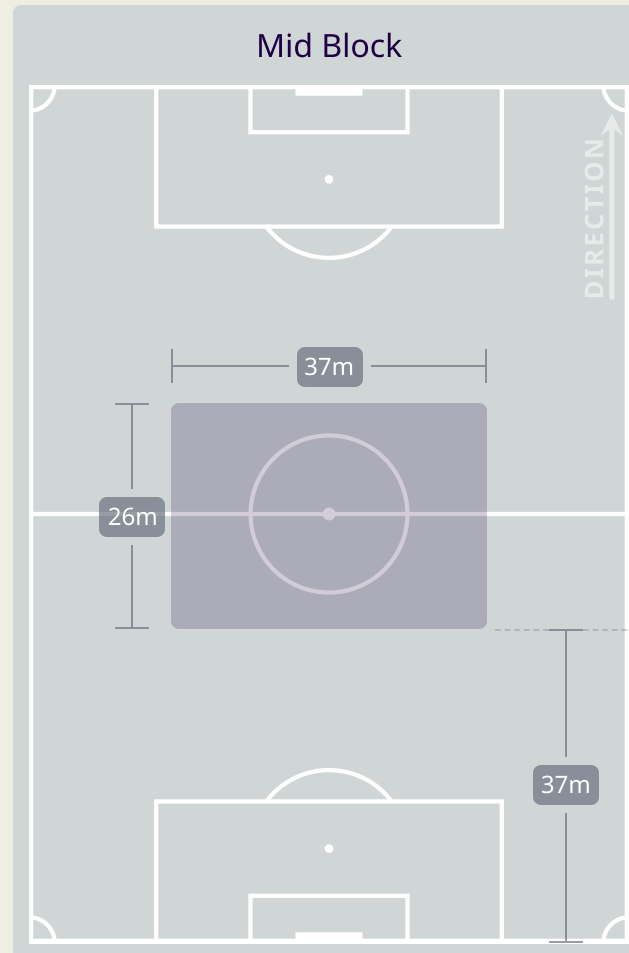
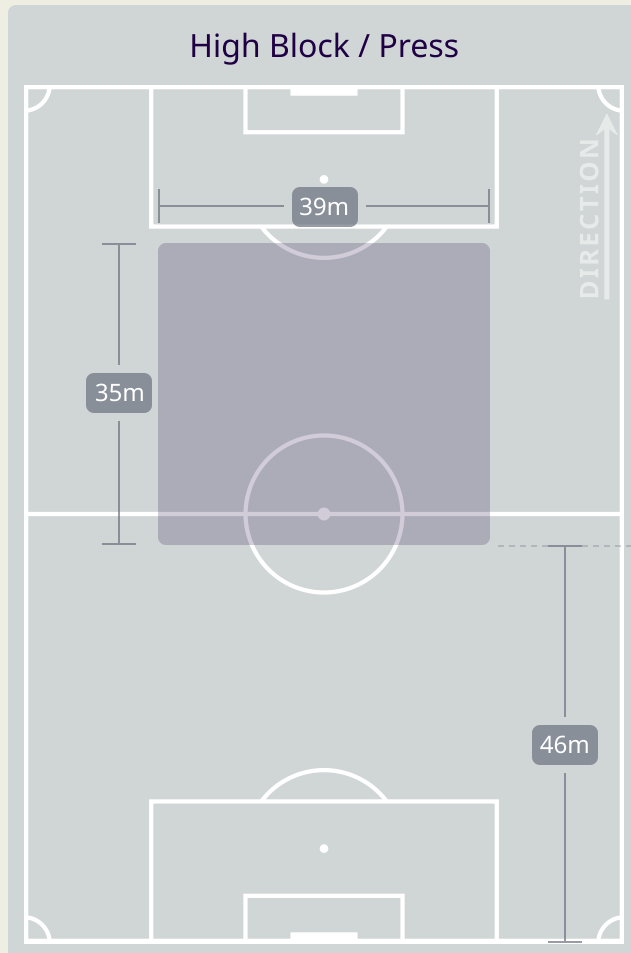
MANGKUALAM Asnawi

RIGHT MIDFIELD

Indonesia

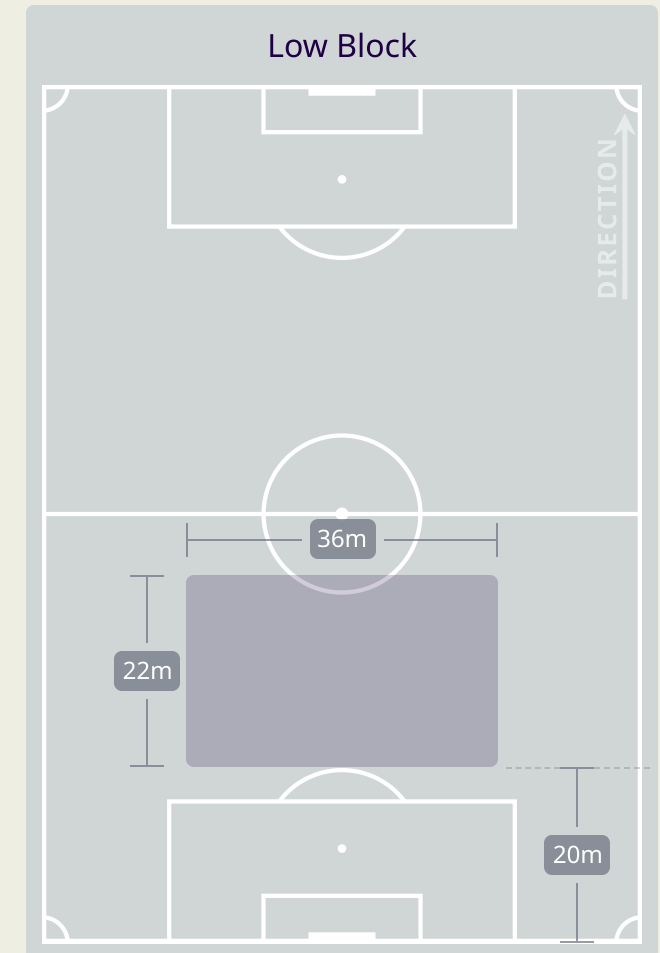
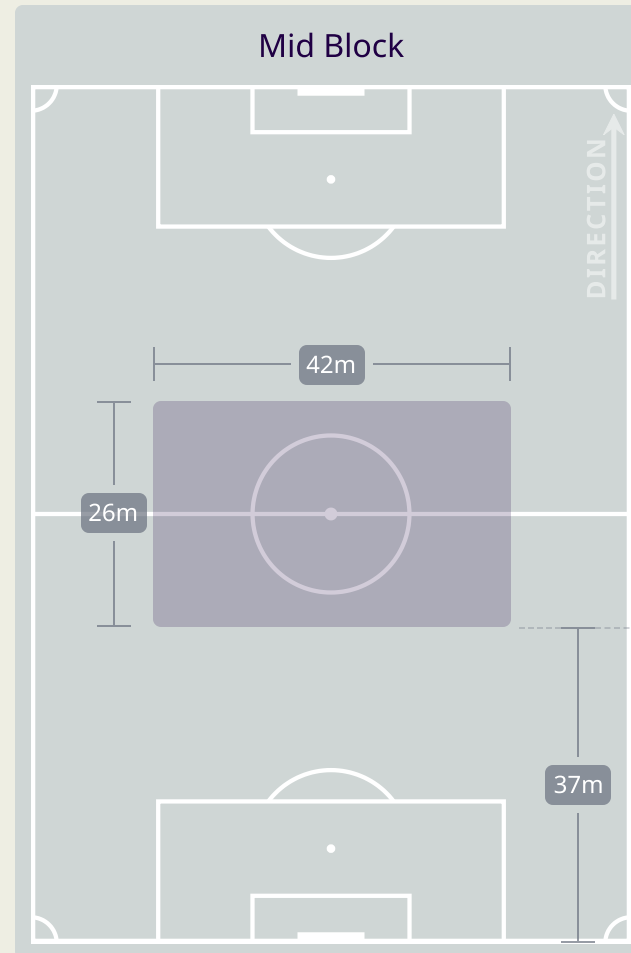
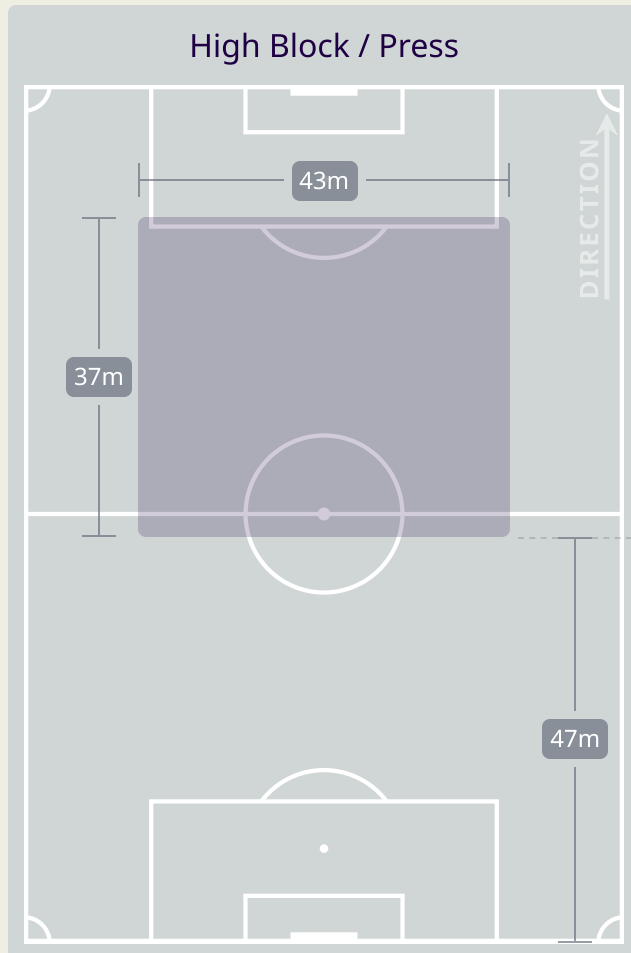
#	Player	Total Possession Regains
21	ARI Ernando	5
2	SAYURI Yakob	3
3	BAGGOTT Elkan	4
4	AMAT Jordi	3
6	WALSH Sandy	3
7	FERDINAN Marselino	3
11	STRUICK Rafael	2
14	MANGKUALAM Asnawi	7
20	PATTYNAMA Shayne	1
24	JENNER Ivar	1
25	HUBNER Justin	3
5	RIDHO Rizky	1
8	SULAEMAN Witan	1

## Defensive Line Height & Team Length



## Defensive Line Height & Team Length

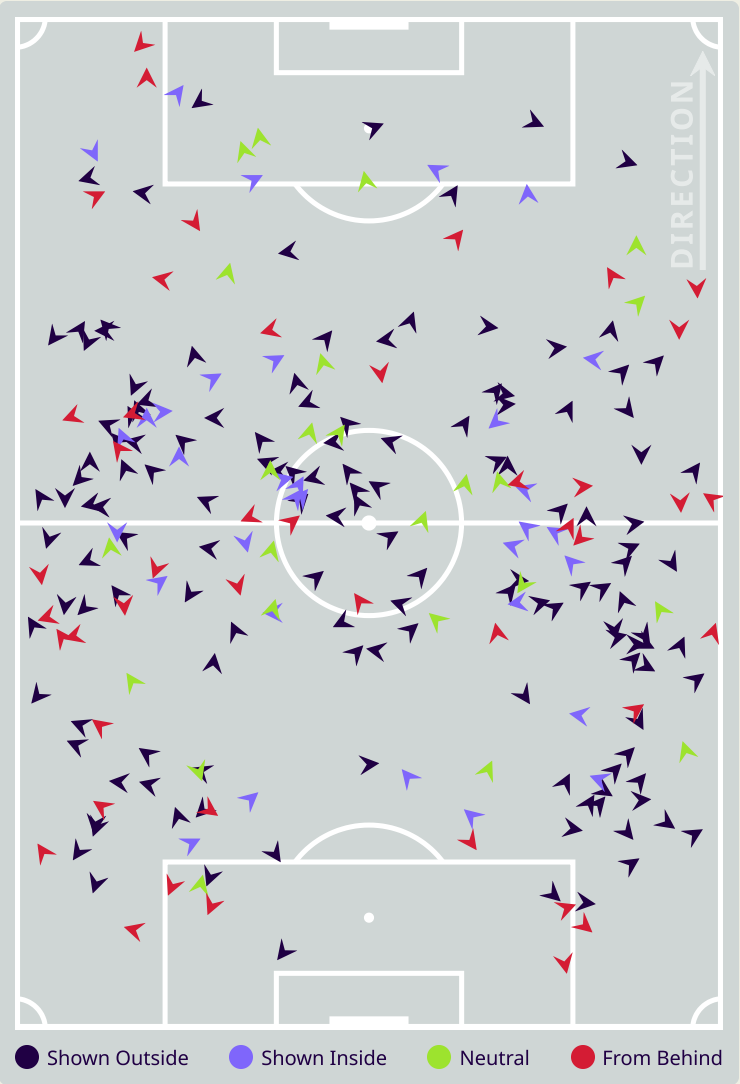
Indonesia



Defensive Pressure



Australia



242	Total Pressures	224
49	Direct Pressures	64
1.25s	Avg Pressure Duration	1.55s
57	Forced Turnovers	70
12.71s	Ball Recovery Time	11.22s
98	Pushing on into Pressing	83
215	Pushing on	174
33	Pressing Direction Inside	21
141	Pressing Direction Outside	144

Most Direct Pressures

8

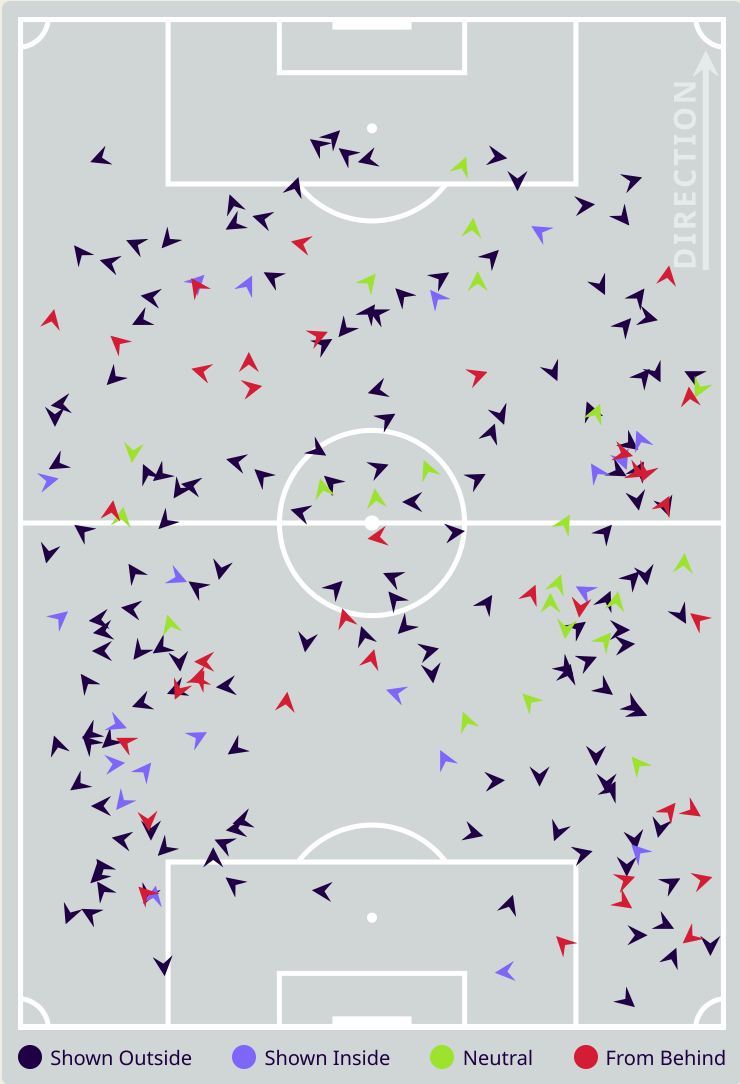
IRVINE Jackson  
LEFT CENTRE MIDFIELD

Most Direct Pressures

16

FERDINAN Marselino  
LEFT WINGER

Indonesia



# GOALKEEPING



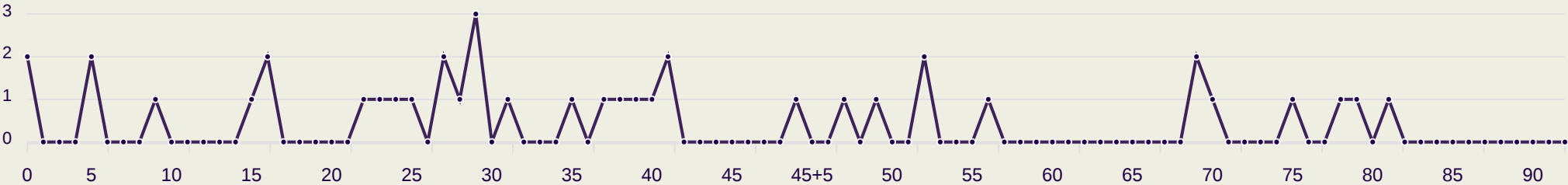
Australia v Indonesia

# Goalkeeping Involvement



Australia

Australia GK Involvement Timeline



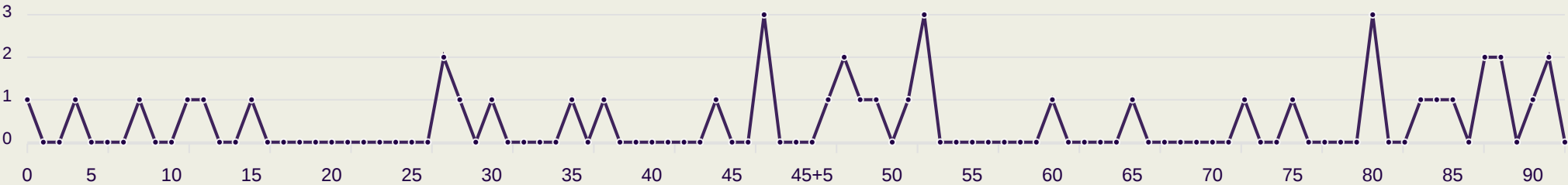
39

Total Involvements



Indonesia

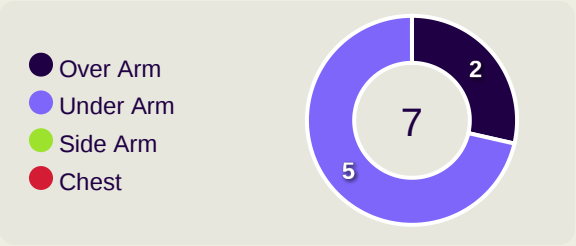
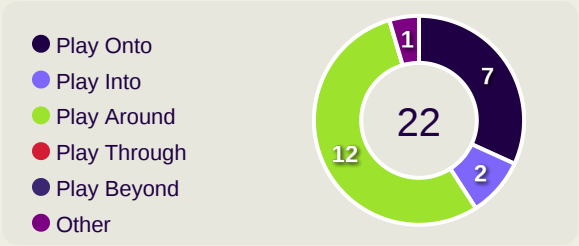
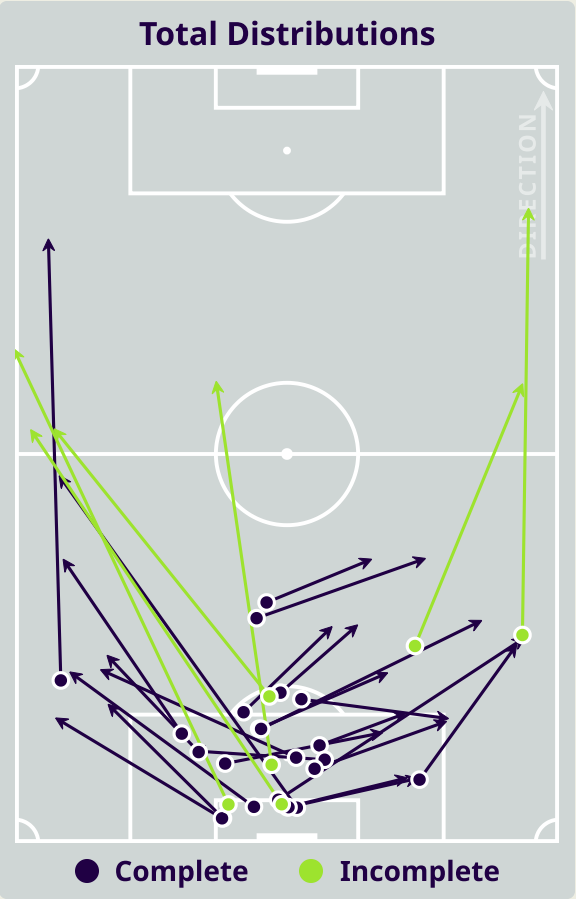
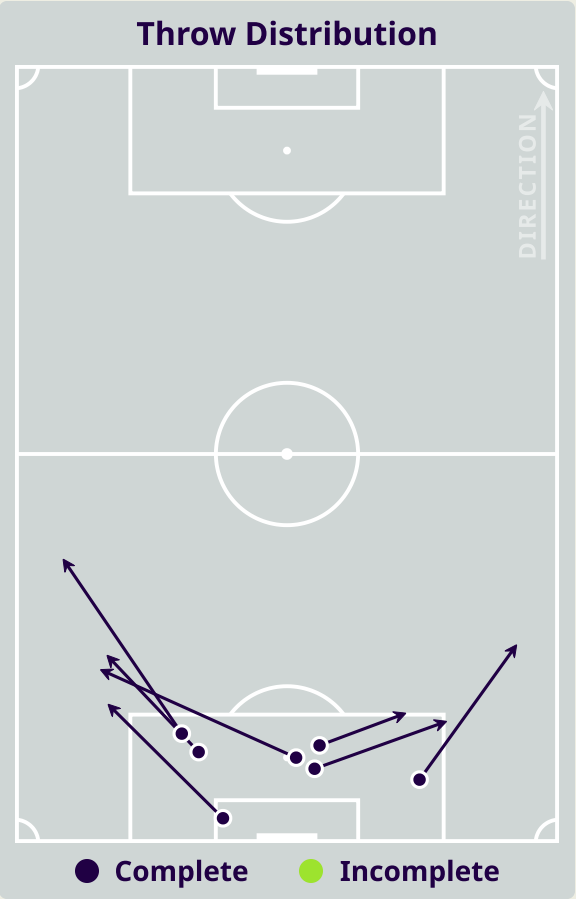
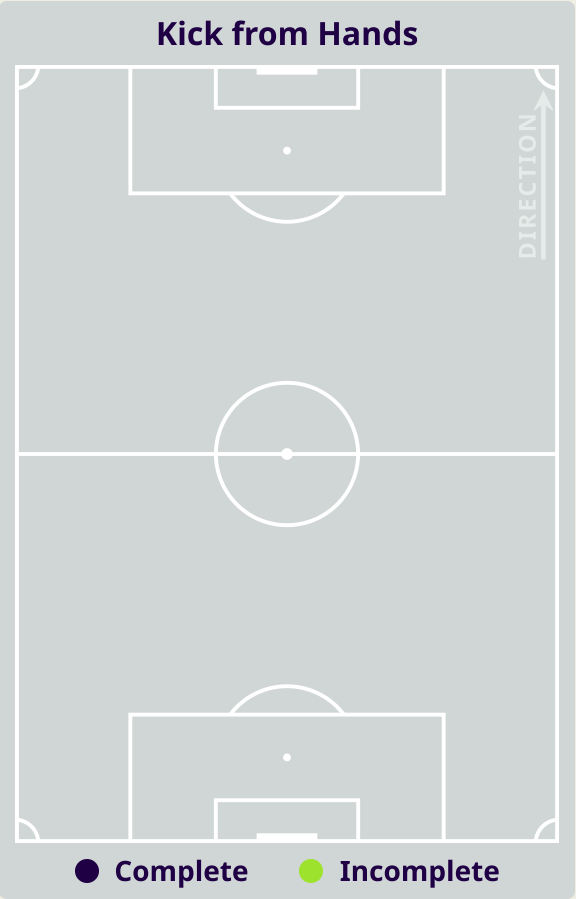
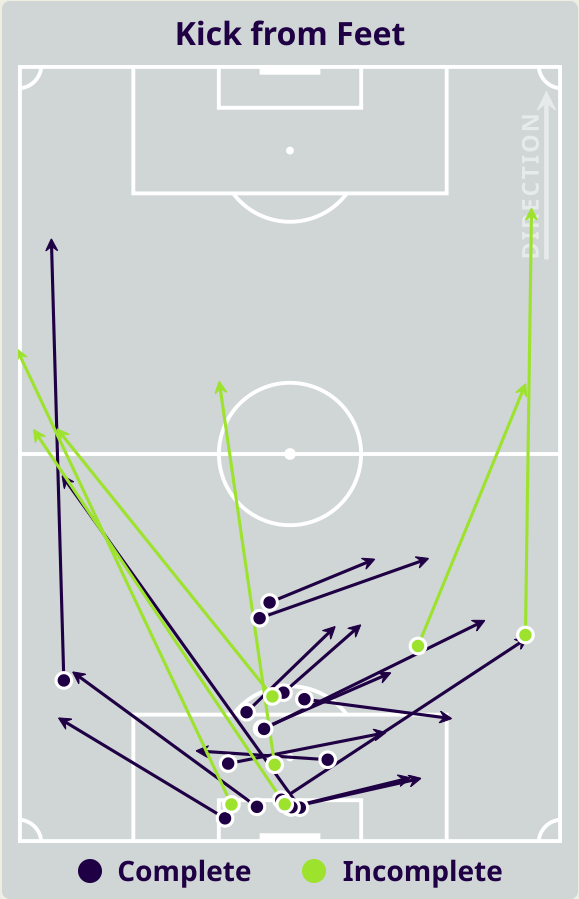
Indonesia GK Involvement Timeline



43

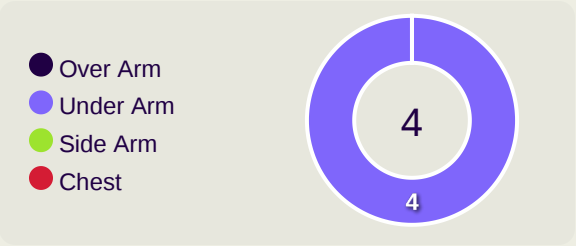
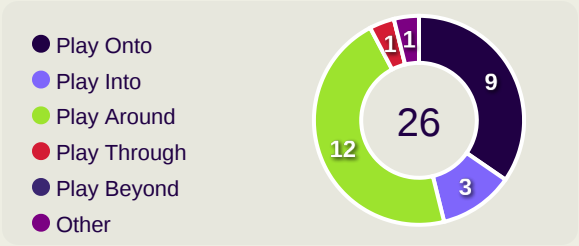
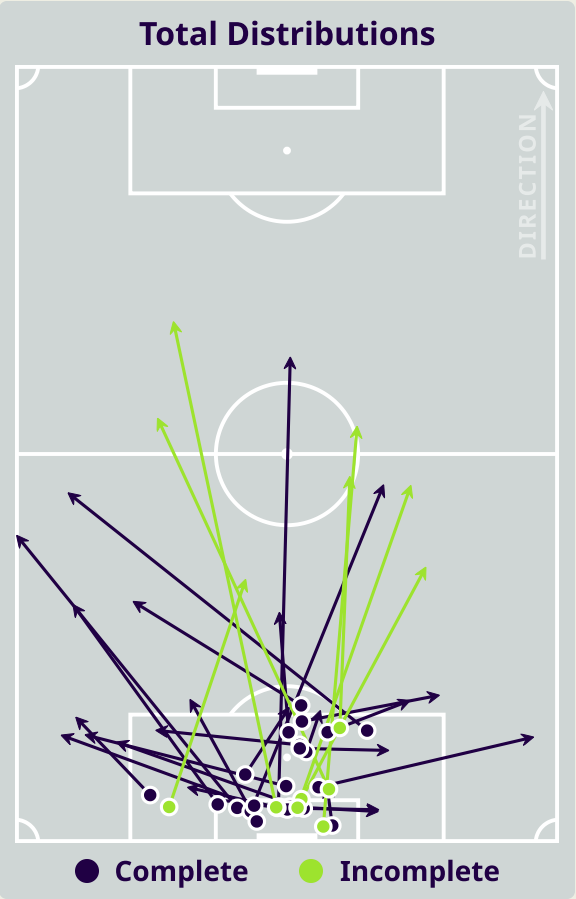
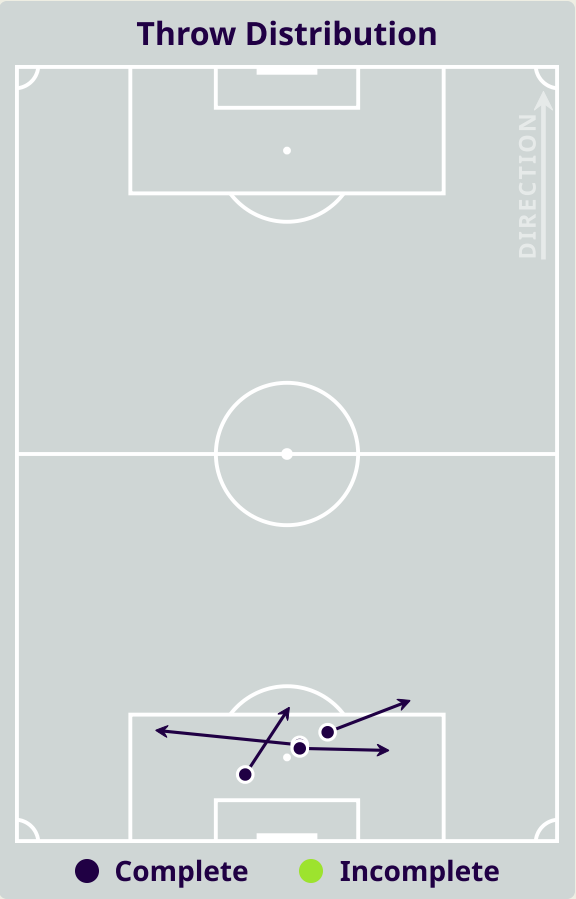
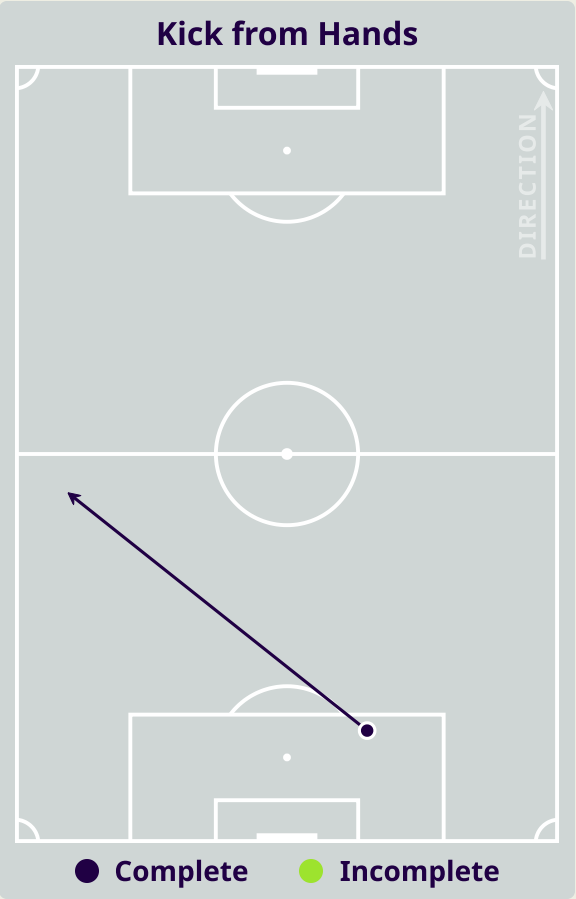
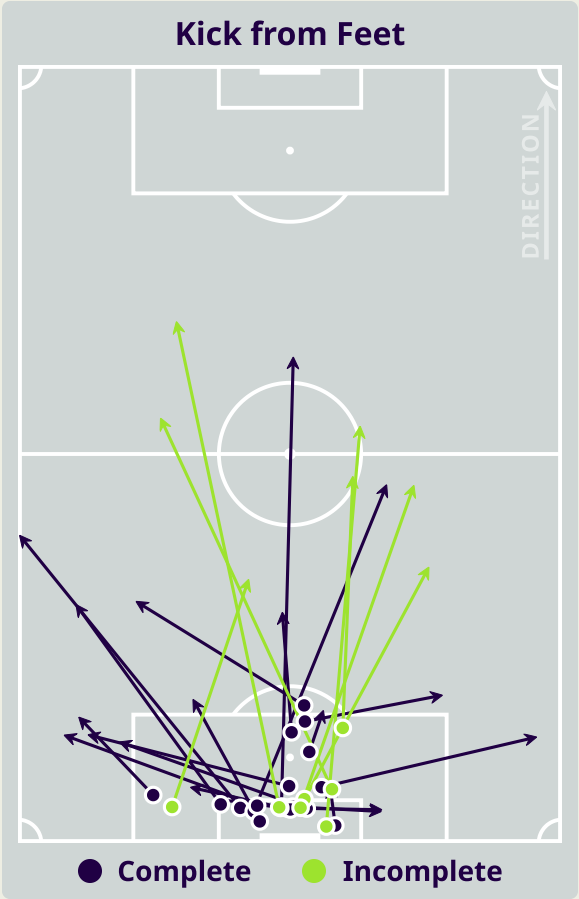
Total Involvements

# Goalkeeping Distribution

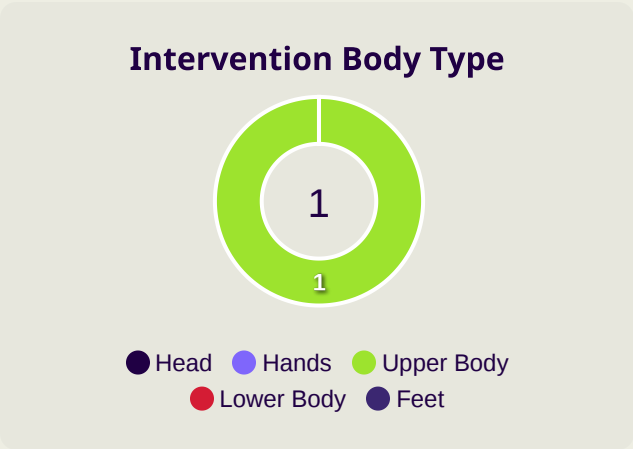
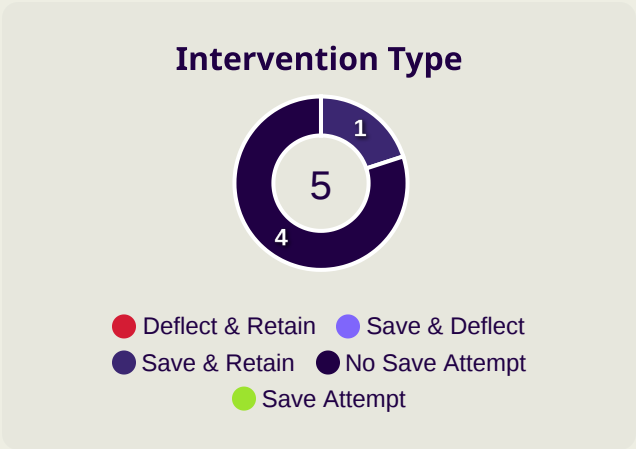
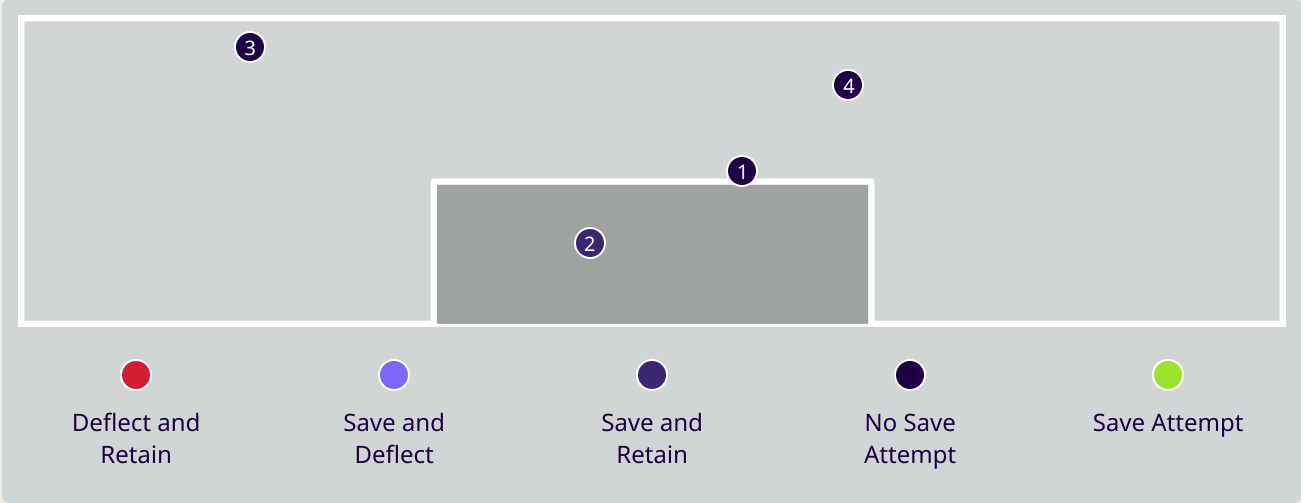
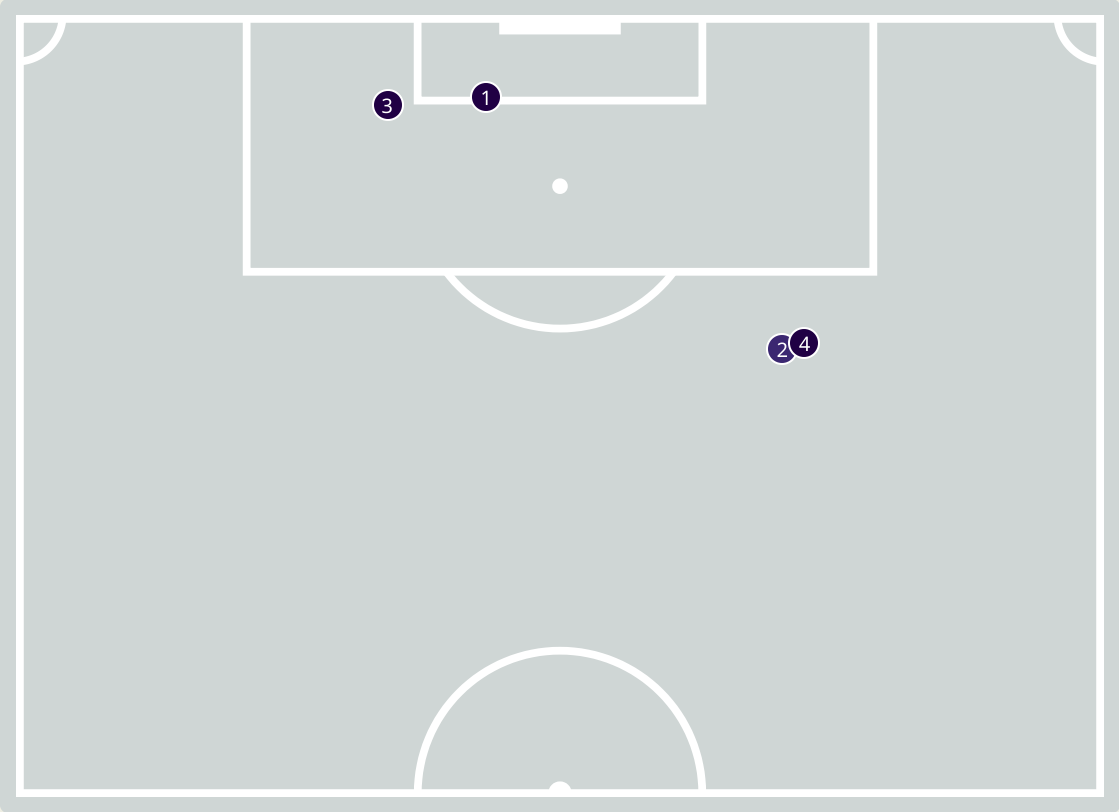




# Goalkeeping Distribution



Goal Prevention



5

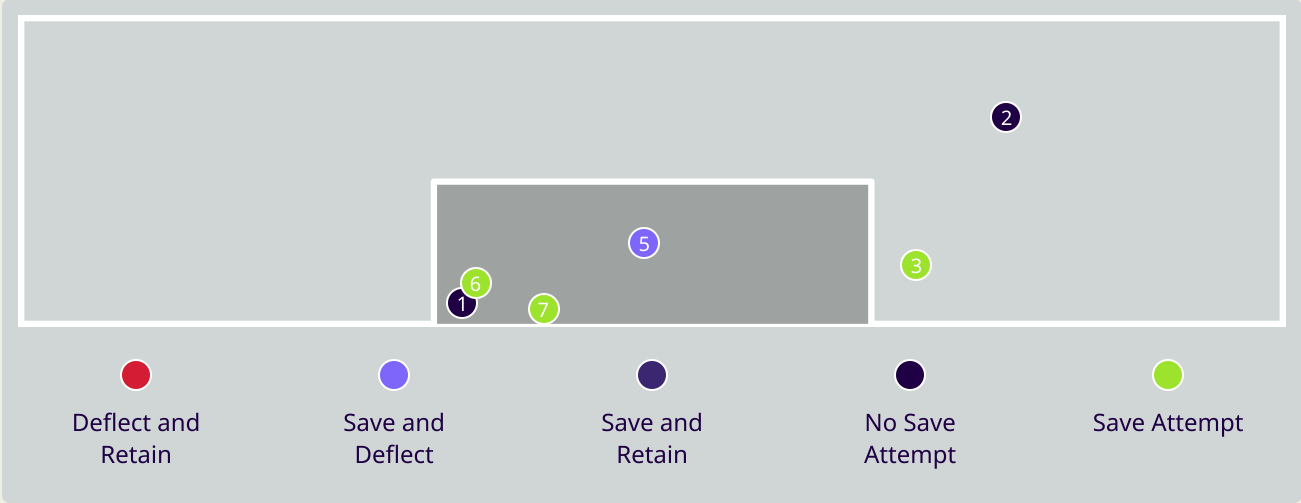
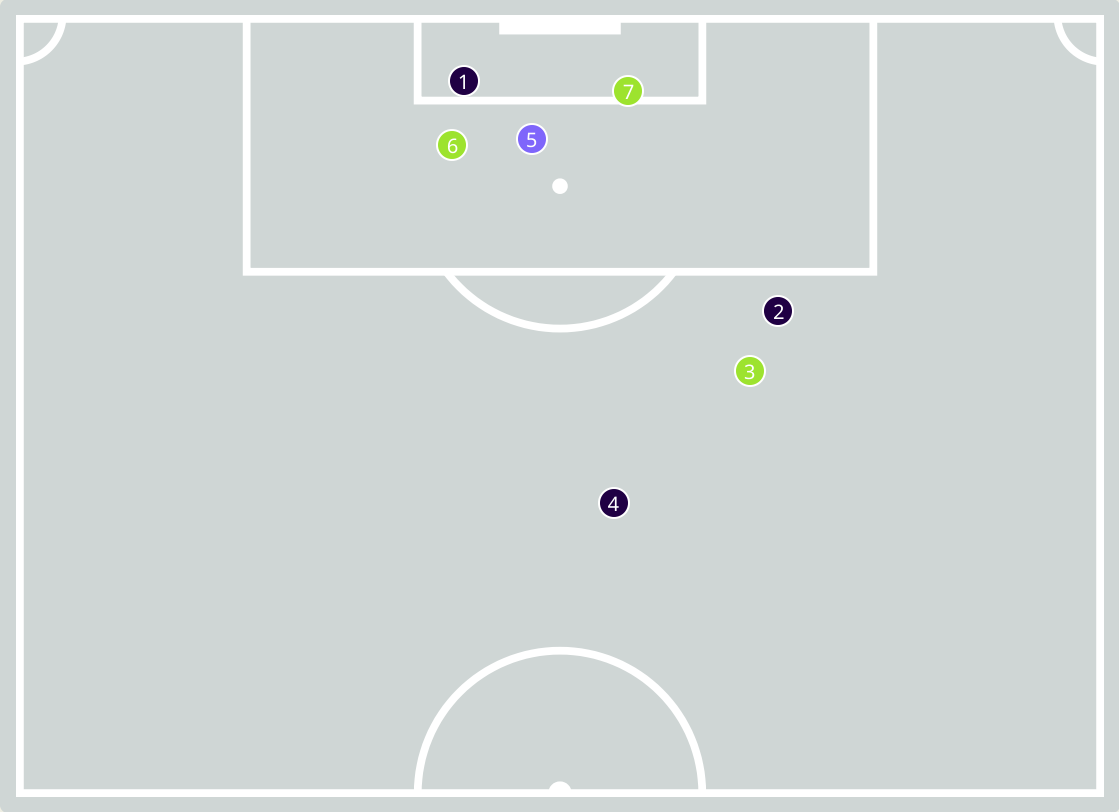
Total Attempts on Goal Faced

50

Save %

Total Attempts on Goal Faced	Total Goal Interventions	Save & Retain	Deflect & Retain	Save & Deflect	Save Attempt	No Save Attempt
5	1	1	0	0	0	4

Goal Prevention

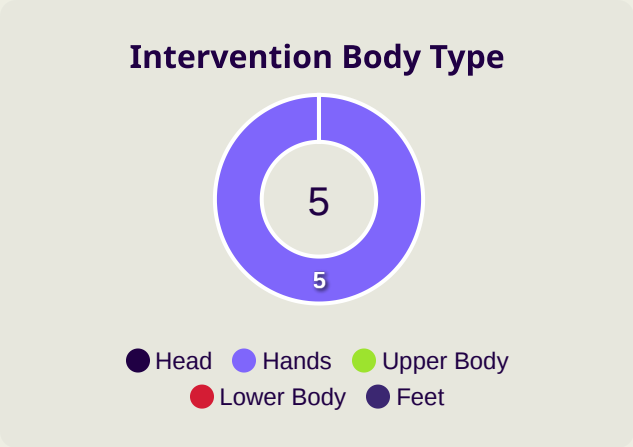
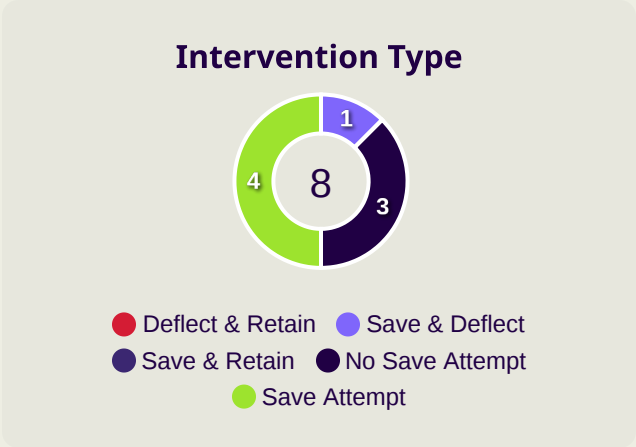


8

Total Attempts on Goal Faced

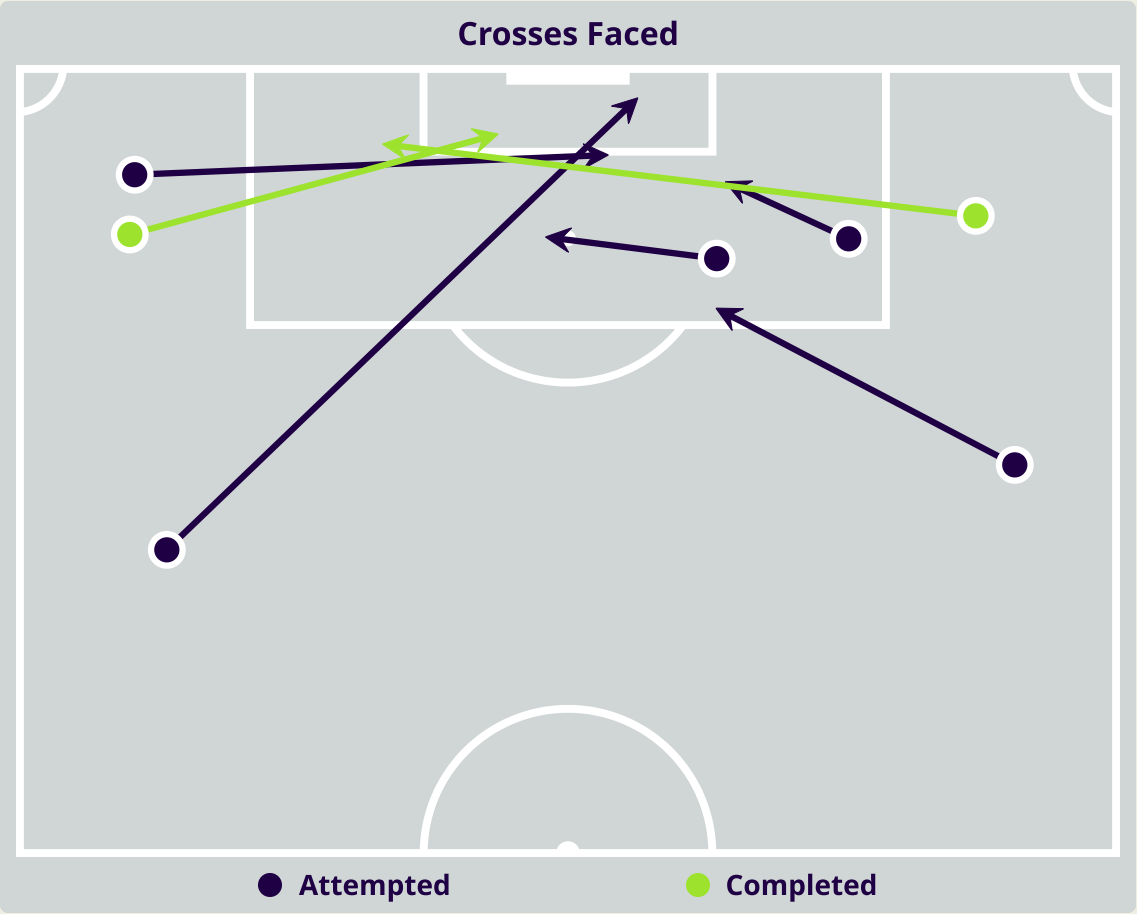

25

Save %



Total Attempts on Goal Faced	Total Goal Interventions	Save & Retain	Deflect & Retain	Save & Deflect	Save Attempt	No Save Attempt
8	1	0	0	1	4	3

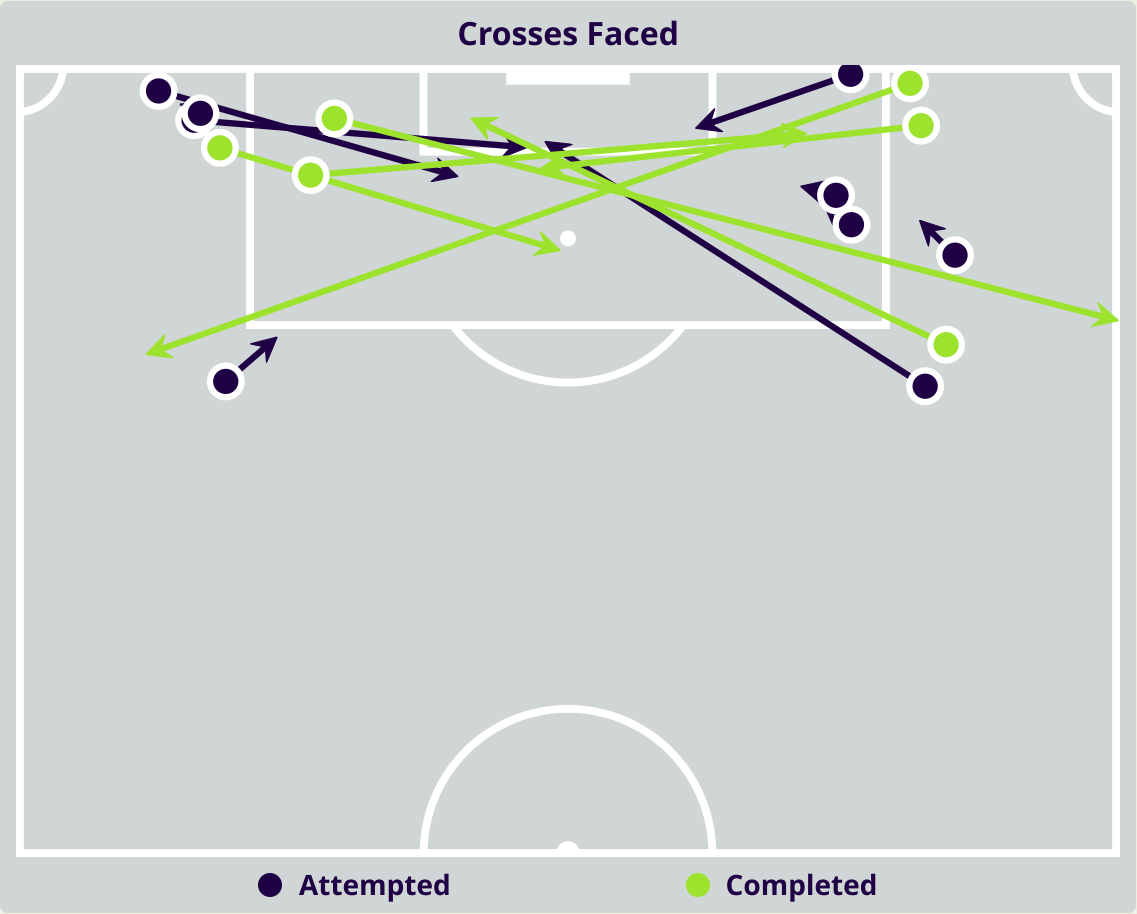

Aerial Control



Delivery Types Faced

Total	In Swing	Out Swing	Driven	Lofted	Cutback	Push
9	1	3	1	4	0	0

Aerial Control



Delivery Types Faced

Total	In Swing	Out Swing	Driven	Lofted	Cutback	Push
20	2	6	0	8	1	3

# SET PLAYS



Australia v Indonesia

Set Plays



Free Kicks	
Type	Total
Direct	11
Direct (on target)	0
Direct (off target)	0
Indirect	0

Corners			
Delivery Type	From Left Side	From Right Side	Total
Direct to Area	1	3	4
Short	1	0	1

Edge of Penalty Area	0	0	0
----------------------	---	---	---

Corners	
Delivery Style	Total
Inswing	0
Outswing	3
Driven	0

Set Plays

Indonesia

37

Total Set Plays

11

Total Free Kicks

0

Total Penalties

1

Total Corners

25

Total Throw Ins

Free Kicks	
Type	Total
Direct	10
Direct (on target)	0
Direct (off target)	0
Indirect	1

Corners			
Delivery Type	From Left Side	From Right Side	Total
Direct to Area	1	0	1
Short	0	0	0

Edge of Penalty Area	0	0	0
----------------------	---	---	---

Corners	
Delivery Style	Total
Inswing	1
Outswing	0
Driven	0



# INDIVIDUAL DATA IN POSSESSION



Australia v Indonesia

In Possession - Distributions



#	Player	Passes Attempted	Passes Completed	Pass Completion %	Switches of Play	Crosses Attempted	Crosses Completed	Line Breaks Attempted	Line Breaks Completed	Line Break Completion %	Ball Progressions	Take Ons	Step Ins	Attempts at Goal	Goals
1	RYAN Mathew	29	23	79%	0	0	0	8	4	50%	0	0	0	0	0
4	ROWLES Kye	58	52	90%	0	0	0	10	5	50%	1	0	1	0	0
5	BOS Jordan	22	18	82%	0	1	0	4	1	25%	3	1	2	0	0
6	BOYLE Martin	24	18	75%	0	4	1	7	4	57%	6	2	4	1	1
9	FORNAROLI Bruno	10	8	80%	0	0	0	2	1	50%	1	1	0	0	0
14	McGREE Riley	24	18	75%	1	2	2	4	4	100%	1	1	0	0	0
16	BEHICH Aziz	60	56	93%	0	3	0	10	10	100%	2	1	1	0	0
17	BACCUS Keanu	40	33	82%	0	0	0	12	7	58%	0	0	0	0	0
19	SOUTTAR Harry	58	51	88%	1	0	0	11	6	54%	1	0	1	2	1
22	IRVINE Jackson	32	21	66%	2	3	2	10	4	40%	3	0	3	1	0
25	JONES Gethin	51	40	78%	2	2	2	12	8	66%	2	0	2	0	0
3	ATKINSON Nathaniel	14	10	71%	0	2	1	8	6	75%	2	1	1	1	0
8	METCALFE Connor	8	7	88%	0	2	0	2	1	50%	0	0	0	0	0
13	ONEILL Aiden	4	3	75%	0	0	0	2	1	50%	0	0	0	0	0
15	DUKE Mitchell	7	5	71%	0	0	0	2	1	50%	0	0	0	1	0
23	GOODWIN Craig	2	1	50%	0	1	1	1	1	100%	0	0	0	1	1

In Possession - Offers & Receptions



			Offer movement types						
#	Player	Total Offers	In Front	In Between	Out to In	In to Out	In Behind	No Movement	Offers Received
1	RYAN Mathew	4	0	0	0	0	4	0	1
4	ROWLES Kye	18	2	0	0	0	6	10	6
5	BOS Jordan	34	7	3	0	3	12	9	7
6	BOYLE Martin	42	3	1	2	1	29	6	9
9	FORNAROLI Bruno	27	0	12	0	1	12	2	8
14	McGREE Riley	17	4	6	1	0	5	1	6
16	BEHICH Aziz	20	6	4	0	1	3	6	10
17	BACCUS Keanu	32	26	3	0	0	1	2	9
19	SOUTTAR Harry	6	1	0	0	0	2	3	2
22	IRVINE Jackson	42	6	17	1	6	7	5	14
25	JONES Gethin	14	5	0	0	1	4	4	7
3	ATKINSON Nathaniel	4	0	0	0	0	1	3	2
8	METCALFE Connor	9	1	5	0	0	2	1	2
13	ONEILL Aiden	1	1	0	0	0	0	0	0
15	DUKE Mitchell	17	0	3	0	0	14	0	4
23	GOODWIN Craig	2	0	0	0	1	1	0	1

In Possession - Distributions



#	Player	Passes Attempted	Passes Completed	Pass Completion %	Switches of Play	Crosses Attempted	Crosses Completed	Line Breaks Attempted	Line Breaks Completed	Line Break Completion %	Ball Progressions	Take Ons	Step Ins	Attempts at Goal	Goals
21	ARI Ernando	31	24	77%	1	0	0	13	6	46%	0	0	0	0	0
2	SAYURI Yakob	24	17	71%	0	2	0	4	2	50%	0	0	0	1	0
3	BAGGOTT Elkan	68	59	87%	1	0	0	24	19	79%	1	0	1	0	0
4	AMAT Jordi	75	68	91%	0	0	0	19	13	68%	0	0	0	0	0
6	WALSH Sandy	50	41	82%	2	0	0	10	8	80%	1	1	0	0	0
7	FERDINAN Marselino	24	16	67%	0	3	1	4	1	25%	2	2	0	1	0
11	STRUICK Rafael	13	12	92%	0	0	0	3	0	0%	4	4	0	1	0
14	MANGKUALAM Asnawi	29	16	55%	0	1	0	8	2	25%	0	0	0	0	0
20	PATTYNAMA Shayne	41	35	85%	0	2	0	6	4	66%	0	0	0	0	0
24	JENNER Ivar	35	30	86%	1	0	0	9	4	44%	3	1	2	0	0
25	HUBNER Justin	37	33	89%	1	1	1	7	6	85%	1	1	0	1	0
5	RIDHO Rizky	14	11	79%	1	0	0	6	4	66%	0	0	0	0	0
8	SULAEMAN Witan	8	7	88%	0	0	0	2	2	100%	0	0	0	0	0

In Possession - Offers & Receptions



			Offer movement types						
#	Player	Total Offers	In Front	In Between	Out to In	In to Out	In Behind	No Movement	Offers Received
21	ARI Ernando	4	0	0	0	0	4	0	3
2	SAYURI Yakob	34	1	11	2	0	16	4	4
3	BAGGOTT Elkan	7	1	0	0	1	0	5	1
4	AMAT Jordi	3	0	0	0	0	2	1	1
6	WALSH Sandy	28	5	3	0	0	6	14	12
7	FERDINAN Marselino	16	1	6	0	1	8	0	4
11	STRUICK Rafael	23	1	13	0	0	7	2	8
14	MANGKUALAM Asnawi	20	4	0	0	1	5	10	8
20	PATTYNAMA Shayne	35	2	1	0	0	14	18	11
24	JENNER Ivar	50	26	17	0	0	1	6	16
25	HUBNER Justin	52	22	20	0	3	4	3	13
5	RIDHO Rizky	3	0	0	0	0	1	2	1
8	SULAEMAN Witan	10	1	3	0	0	5	1	2

# INDIVIDUAL DATA OUT OF POSSESSION



Australia v Indonesia

Out of Possession



#	Player	Tackles Made / Won	Blocks	Interceptions	Pressing Direct	Pressing Indirect	Duels Won - Aerial	Duels Won - Physical	Possession Contests won	Clearances	Loose Ball Receptions	Pushing On	Pushing On into Pressing	Possession Regains	Possession Interrupted
1	RYAN Mathew	0 / 0	0	0	0	0	0	0	0	0	3	0	0	8	0
4	ROWLES Kye	4 / 0	2	1	6	5	4	0	4	7	2	20	5	7	4
5	BOS Jordan	8 / 1	5	0	5	34	0	0	0	0	4	17	8	2	2
6	BOYLE Martin	1 / 0	1	0	1	24	0	0	0	0	5	28	17	1	0
9	FORNAROLI Bruno	0 / 0	1	0	3	39	0	1	1	0	2	30	18	1	1
14	McGREE Riley	3 / 1	2	1	4	15	0	0	1	1	4	8	5	4	1
16	BEHICH Aziz	2 / 0	2	0	5	6	3	0	3	4	8	19	5	4	5
17	BACCUS Keanu	6 / 1	1	1	7	10	0	0	2	3	5	18	8	5	6
19	SOUTTAR Harry	2 / 1	1	1	2	4	4	0	5	5	4	3	1	8	2
22	IRVINE Jackson	5 / 0	0	1	8	16	2	0	3	2	7	23	7	2	3
25	JONES Gethin	2 / 1	2	1	5	6	1	0	1	2	3	13	7	5	2
3	ATKINSON Nathaniel	2 / 0	0	0	2	4	0	0	0	3	1	4	3	2	2
8	METCALFE Connor	1 / 0	0	0	1	10	0	0	0	0	1	9	6	0	0
13	ONEILL Aiden	0 / 0	0	1	0	0	0	0	0	0	1	2	0	1	0
15	DUKE Mitchell	0 / 0	0	1	0	20	1	0	1	0	0	20	8	1	0
23	GOODWIN Craig	0 / 0	1	0	0	0	0	0	0	0	0	1	0	0	1

Out of Possession

Indonesia



#	Player	Tackles Made / Won	Blocks	Interceptions	Pressing Direct	Pressing Indirect	Duels Won - Aerial	Duels Won - Physical	Possession Contests won	Clearances	Loose Ball Receptions	Pushing On	Pushing On into Pressing	Possession Regains	Possession Interrupted
21	ARI Ernando	0 / 0	0	0	0	0	0	0	0	0	3	0	0	5	0
2	SAYURI Yakob	3 / 0	2	0	7	24	0	0	0	4	4	19	12	3	3
3	BAGGOTT Elkan	2 / 1	5	0	4	8	2	0	3	7	8	11	3	4	5
4	AMAT Jordi	1 / 0	3	1	2	2	2	0	2	3	10	10	3	3	4
6	WALSH Sandy	2 / 0	0	0	4	6	1	0	1	4	4	14	3	3	2
7	FERDINAN Marselino	13 / 1	5	0	16	30	0	0	0	0	2	19	13	3	7
11	STRUICK Rafael	3 / 1	1	0	3	30	0	0	0	0	4	12	11	2	1
14	MANGKUALAM Asnawi	8 / 1	2	1	9	4	1	0	3	0	5	13	7	7	1
20	PATTYNAMA Shayne	1 / 0	4	0	1	8	2	0	2	2	4	9	4	1	4
24	JENNER Ivar	5 / 0	2	0	8	11	0	0	2	0	9	15	4	1	5
25	HUBNER Justin	3 / 0	2	0	6	29	0	0	0	5	6	43	19	3	5
5	RIDHO Rizky	1 / 0	3	0	1	1	0	0	1	0	0	3	0	1	3
8	SULAEMAN Witan	3 / 1	2	0	3	7	0	0	0	0	2	6	4	1	1



# INDIVIDUAL DATA PHYSICAL



Australia v Indonesia

Physical Data



#	Player	Total Distance (m)	Zone 1: 0-7 km/h (m)	Zone 2: 7-15 km/h (m)	Zone 3: 15-20 km/h (m)	Zone 4: 20-25 km/h (m)	Zone 5: 25+ km/h (m)	High Speed Runs (Zone 4)	Sprints (Zone 5)	Top Speed (km/h)
1	RYAN Mathew	6477.8	4267.3	1936.0	256.7	17.7	0	3.0	0	22.1
4	ROWLES Kye	10430.1	3728.4	4906.2	1272.6	431.0	92.0	58.0	9.0	30.3
5	BOS Jordan	10578.2	3366.4	4133.3	1827.9	917.2	333.3	127.0	28.0	31.8
6	BOYLE Martin	10877.6	4067.0	4396.1	1430.5	685.1	298.9	104.0	26.0	31.0
9	FORNAROLI Bruno	7635.9	2435.3	3430.1	1196.6	482.5	91.4	54.0	10.0	31.6
14	McGREE Riley	8014.6	2477.6	3793.9	1222.7	376.6	143.7	44.0	10.0	33.1
16	BEHICH Aziz	10347.6	3836.5	4316.7	1473.8	474.3	246.3	65.0	11.0	33.6
17	BACCUS Keanu	11322.6	2850.2	6055.3	1913.0	365.4	138.7	51.0	10.0	29.8
19	SOUTTAR Harry	9696.3	4013.4	4250.9	1096.9	313.2	21.9	36.0	4.0	27.8
22	IRVINE Jackson	11974.7	3543.1	5120.5	2332.1	787.8	191.2	96.0	17.0	30.2
25	JONES Gethin	8084.5	3070.0	3089.1	1075.0	569.1	281.2	72.0	18.0	31.8
3	ATKINSON Nathaniel	2797.8	960.4	1263.7	323.9	160.9	88.9	24.0	6.0	28.6
8	METCALFE Connor	3796.1	1303.2	1429.5	685.5	298.8	79.0	40.0	9.0	30.0
13	ONEILL Aiden	942.7	280.6	457.6	148.5	55.9	0	6.0	0	23.2
15	DUKE Mitchell	3930.7	1280.2	1551.3	645.9	334.9	118.4	49.0	11.0	29.2
23	GOODWIN Craig	865.7	290.7	349.7	164.6	53.6	7.2	7.0	1.0	26.6

Physical Data



#	Player	Total Distance (m)	Zone 1: 0-7 km/h (m)	Zone 2: 7-15 km/h (m)	Zone 3: 15-20 km/h (m)	Zone 4: 20-25 km/h (m)	Zone 5: 25+ km/h (m)	High Speed Runs (Zone 4)	Sprints (Zone 5)	Top Speed (km/h)
21	ARI Ernando	4659.9	3553.1	1018.9	87.9	0	0	0	0	20.0
2	SAYURI Yakob	10141.5	2473.4	4977.6	1748.5	719.1	223.0	86.0	14.0	32.0
3	BAGGOTT Elkan	10533.4	3575.3	5189.6	1375.5	285.6	107.3	42.0	9.0	30.4
4	AMAT Jordi	9553.2	3601.0	4387.2	1159.0	366.5	39.4	44.0	6.0	26.5
6	WALSH Sandy	10751.0	3754.5	5014.0	1529.2	391.4	61.7	49.0	7.0	27.3
7	FERDINAN Marselino	11199.0	4142.7	4286.1	1502.5	964.9	302.8	108.0	29.0	29.8
11	STRUICK Rafael	11278.9	3379.5	5255.9	1699.2	718.9	225.3	88.0	20.0	33.1
14	MANGKUALAM Asnawi	6845.9	2476.4	2894.1	906.7	412.5	156.1	49.0	13.0	29.5
20	PATTYNAMA Shayne	10972.5	3927.4	4468.6	1577.2	796.1	203.2	77.0	14.0	30.9
24	JENNER Ivar	12402.9	3581.8	5470.4	2527.8	681.9	141.0	77.0	11.0	29.7
25	HUBNER Justin	11125.9	3921.2	4589.8	1822.4	544.9	247.6	70.0	16.0	31.8
5	RIDHO Rizky	1869.4	701.2	774.1	282.3	85.4	26.3	16.0	4.0	30.2
8	SULAEMAN Witan	4239.1	1317.3	1866.0	641.9	348.1	65.9	38.0	7.0	27.9



AFC  
**ASIAN CUP**  
QATAR 2023™