



AFC
ASIAN CUP
QATAR 2023™



Qatar 2 - 1 Palestine

Round of 16 - Match 40

29 January 2024

19:00 Kick Off

Al Bayt Stadium

POST MATCH SUMMARY REPORT

Match Summary - Teams



Qatar



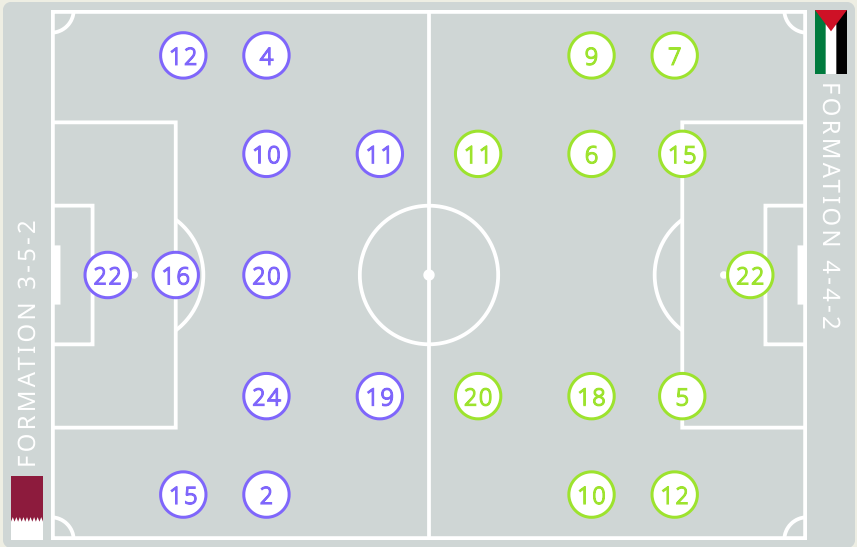
Palestine

STARTING

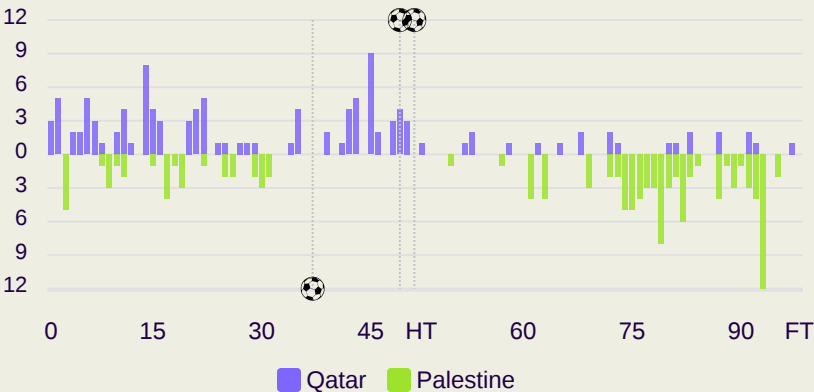
22	GK	MESHAAL BARSHAM	
2	DF	PEDRO MIGUEL	
4	MF	MOHAMMED WAAD	
10	MF	HASSAN ALHAYDOS (C)	⚽ 45+6' ↓ 60'
11	FW	AKRAM AFIF	⚽ 49'
12	DF	LUCAS MENDES	
15	DF	BASSAM ALRAWI	↓ 45'
16	DF	BOUALEM KHOUKHI	↓ 45'
19	FW	ALMOEZ ALI	
20	MF	AHMED FATHY	
24	DF	JASSEM GABER	↓ 89'

SUBSTITUTES

1	GK	SAAD ALSHEEB	
21	GK	SALAH ZAKARIA	
3	DF	ALMAHDI ALI	↑ 89'
5	DF	TAREK SALMAN	↑ 45'
6	MF	ABDULAZIZ HATEM	↑ 60'
7	FW	AHMED ALAAELDIN	
8	MF	ALI ASAD	
9	FW	YUSUF ABDURISAG	
13	FW	KHALID MUNEER	
14	DF	HOMAM AHMED	
17	MF	ISMAIL MOHAMAD	
18	DF	SULTAN ALBRAKE	
23	MF	MOUSTAFA TAREK	
25	FW	AHMED ALGANEHI	↑ 45'
26	MF	KHALED MOHAMMED	



Distribution in the Final Third



STARTING

		HAMADA Rami	GK	22	
48'		SALEH Mohammed	DF	5	
75'		KHAROUB Oday	MF	6	
		(C) BATTAT Musab	DF	7	
58'	14'	SEYAM Tamer	MF	9	
		ABUWARDA Mahmoud	MF	10	
37'		DABBAGH Oday	FW	11	
		SALDANA Camilo	DF	12	
		TERMANINI Michel	DF	15	
85'		MAHAJNEH Ameer	DF	18	
83'		QUNBAR Zeid	FW	20	

SUBSTITUTES

		KADDURA Amr	GK	1	
		ABUAKER Naim	GK	16	
		KHAROUB Baraa	GK	26	
		KHALIL Mohammed	DF	2	
75'		RASHID Mohammed	MF	3	
		HAMED Yaser	DF	4	
		HASSAN Alaa Aldeen	FW	8	
83'		QUMBOR Shehab	FW	13	
		ZUBAIDA Samer	MF	14	
		FARAWI Mousa	DF	17	
		WADI Mahmoud	FW	19	
58'		BATRAN Islam	MF	21	
		JABER Ataa	MF	23	
		ISSA Almahdi	DF	24	
		JONDI Samer	DF	25	

Match Summary - Key Statistics



Qatar



Palestine



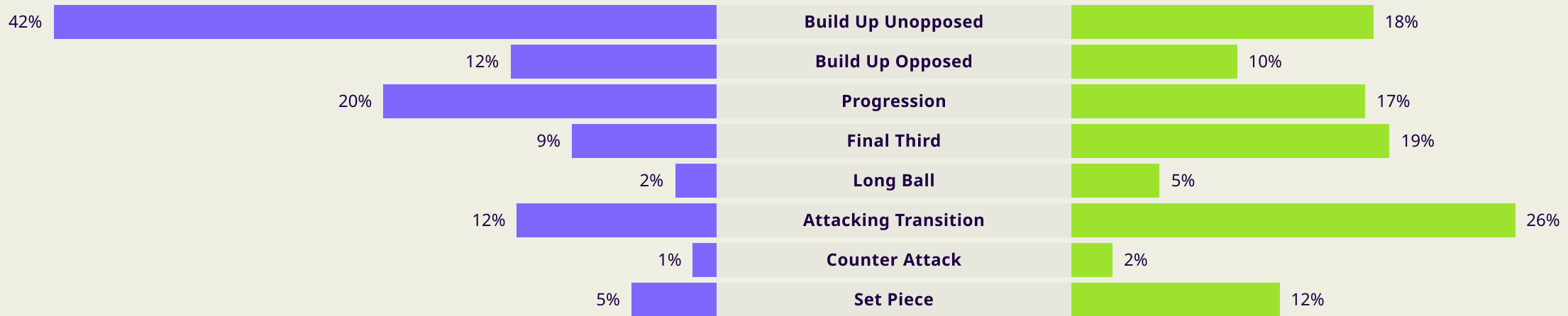
Possession			
Total	<div><div>52.3%</div><div>14.4%</div><div>33.3%</div></div>	Total	
2	Goals	1	
9 (3)	Attempts at Goal (On Target)	10 (5)	
457 (386)	Total Passes (Complete)	311 (228)	
84 %	Pass Completion %	73 %	
87	Completed Line Breaks	70	
10	Defensive Line Breaks	10	
81	Receptions in the Final Third	94	
15	Crosses	26	
9	Ball Progressions	6	
148 (40)	Defensive Pressures Applied (Direct Pressures)	212 (41)	
60	Forced Turnovers	64	
55	Second Balls	66	
108.8 km	Total Distance Covered	111.8 km	
5.3 km	Zone 4 – Low Speed Sprinting: 20-25 km/h	5.6 km	

**Qatar**

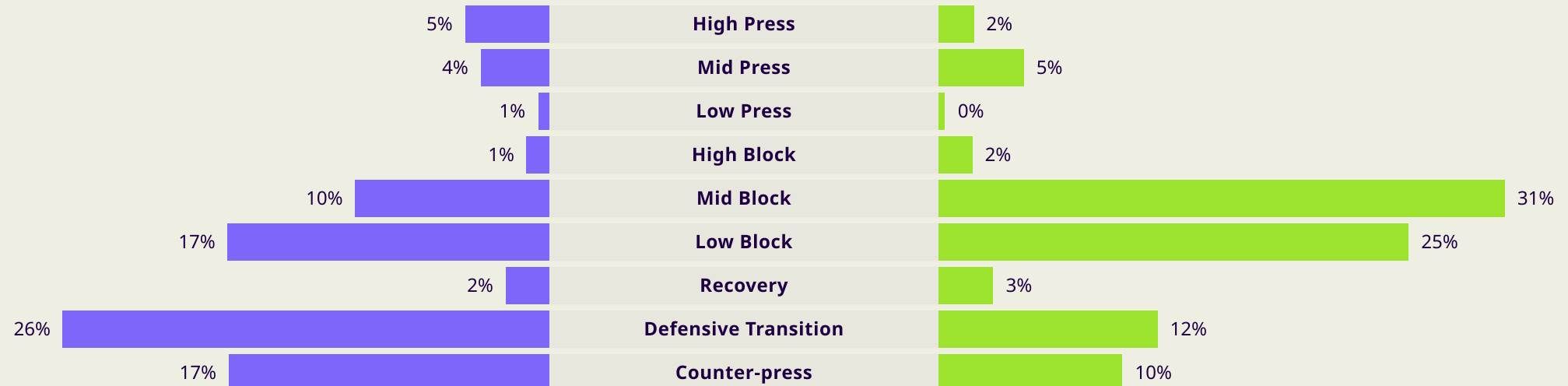
Phases of Play

Palestine

IN POSSESSION



OUT OF POSSESSION

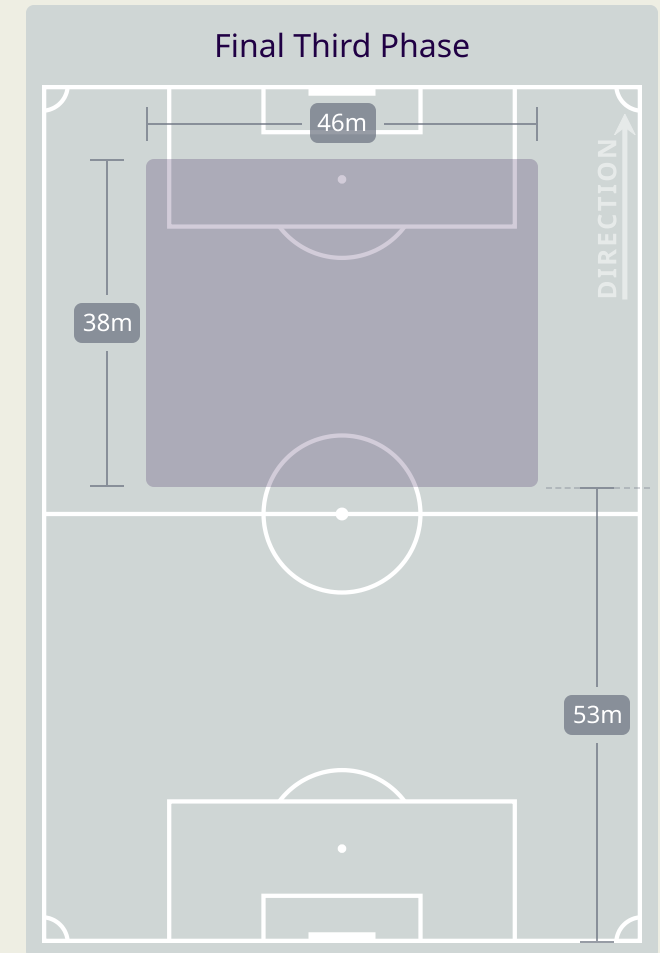
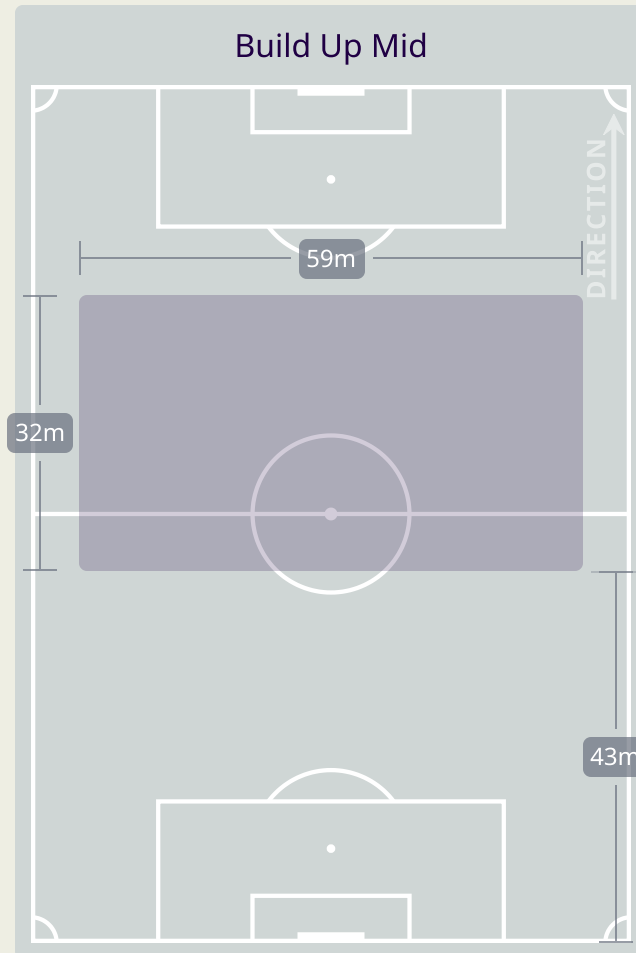
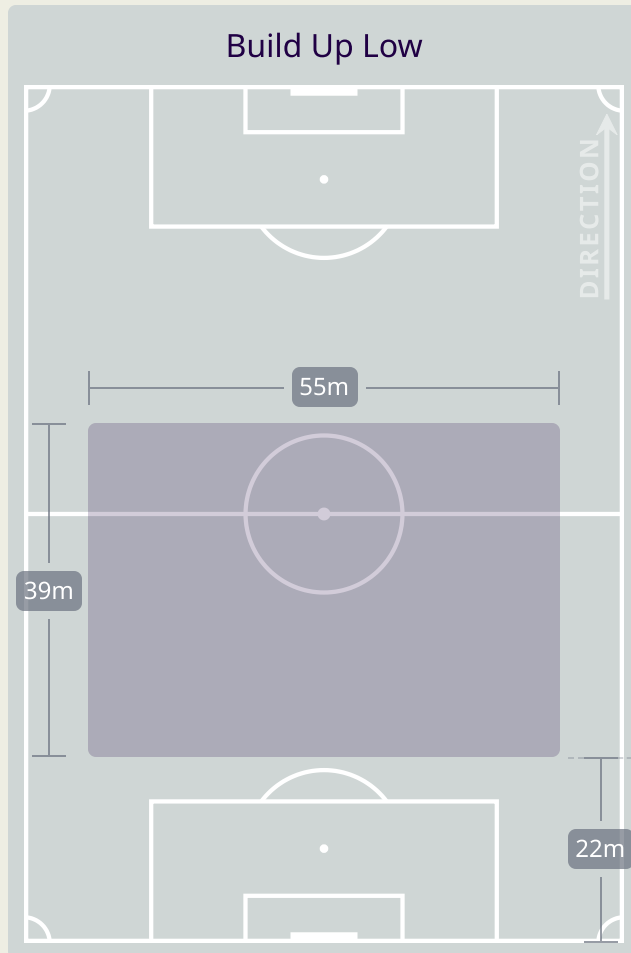


IN POSSESSION

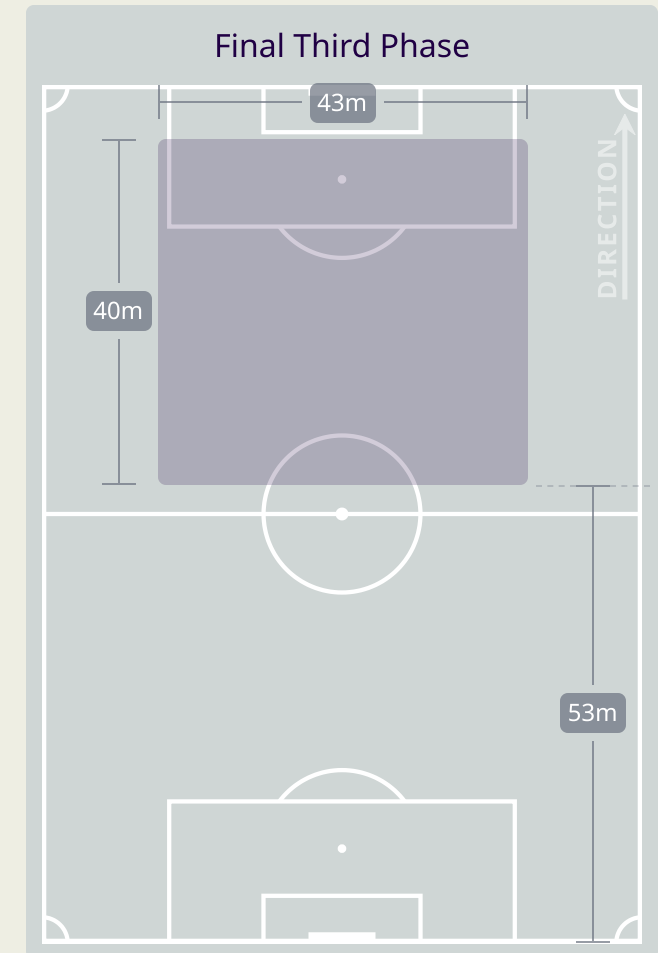
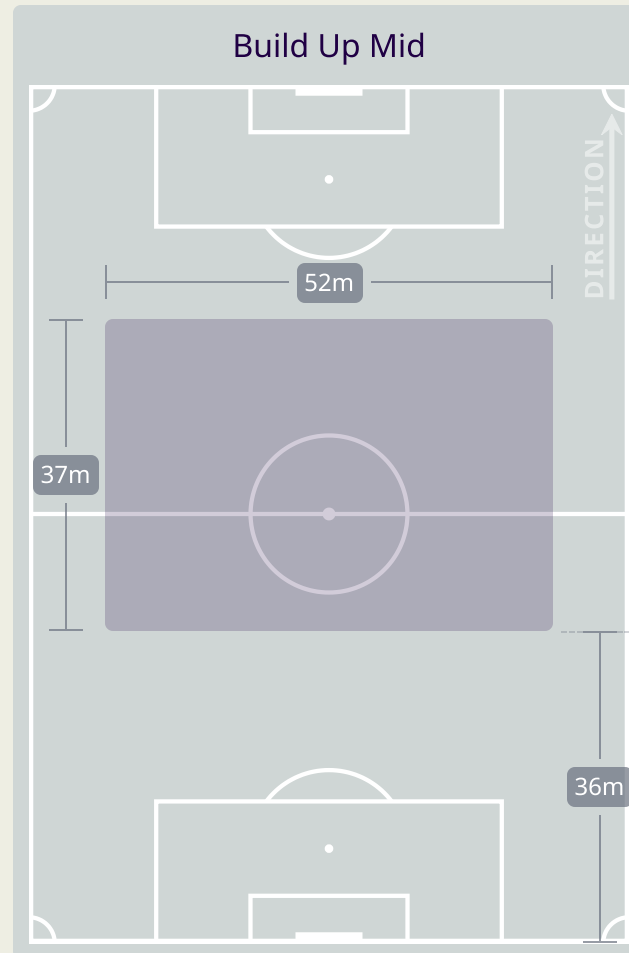
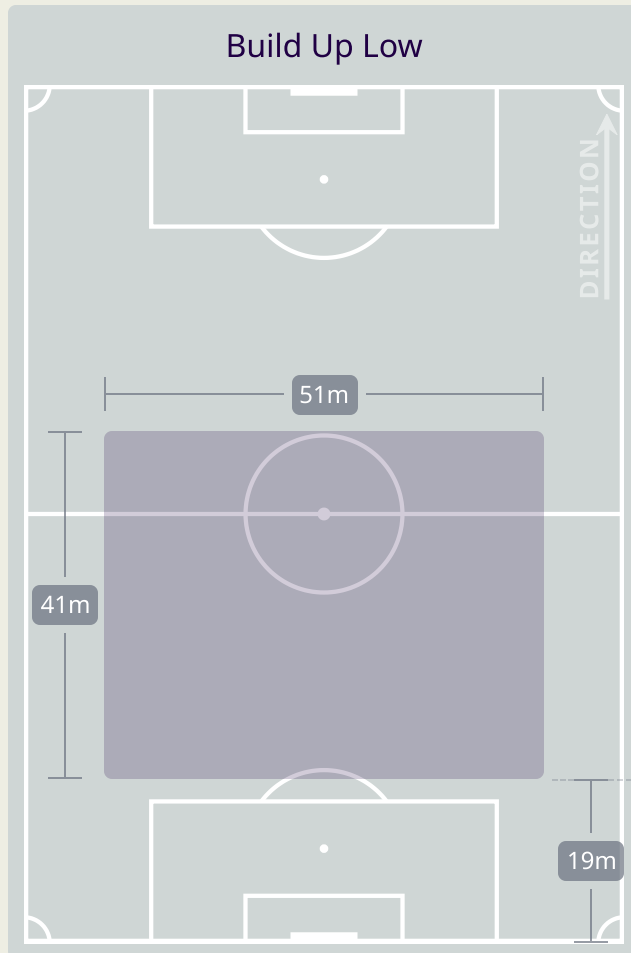


Qatar v Palestine

In Possession Line Height & Team Length



In Possession Line Height & Team Length



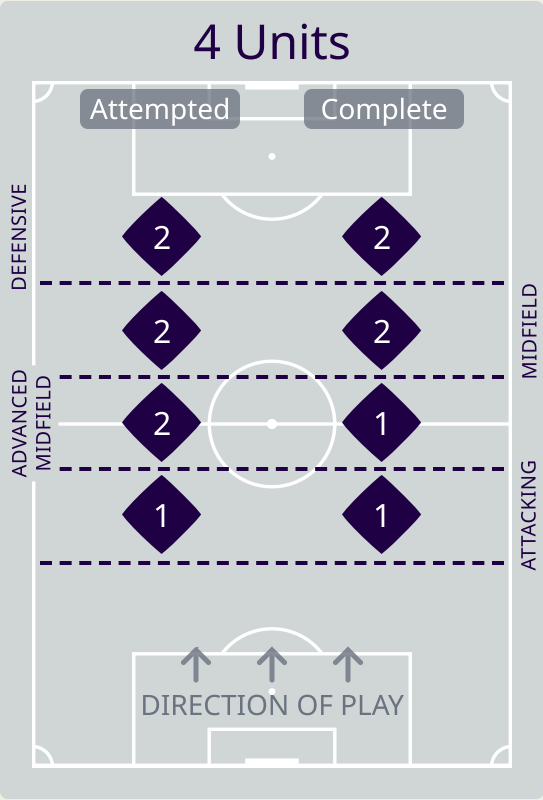
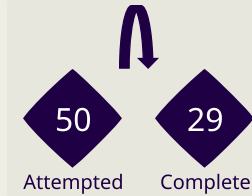
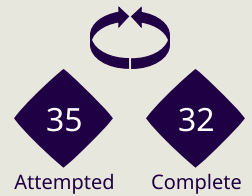
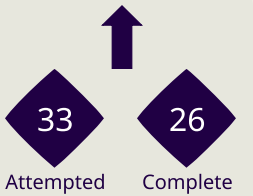
Line Breaks



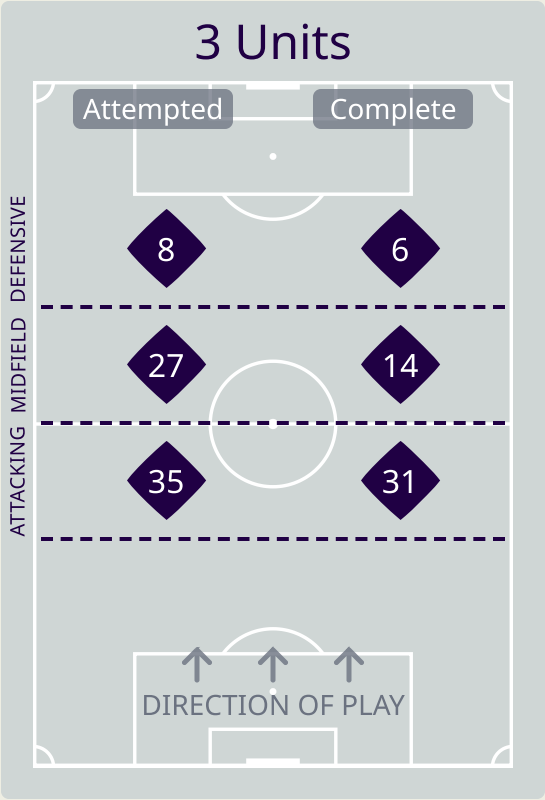
Qatar

Attempted Line Breaks

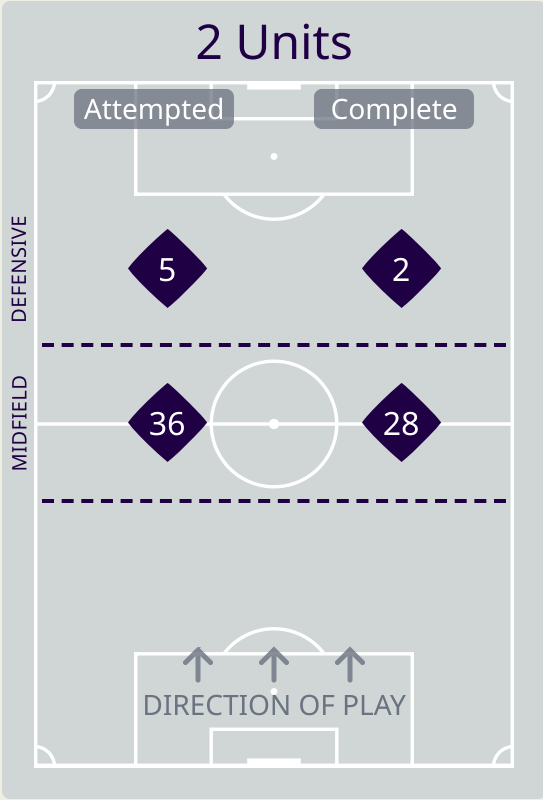
118



Attempted Line Breaks	7
Inside Shape	3
Outside Shape	4



Attempted Line Breaks	70
Inside Shape	40
Outside Shape	30



Attempted Line Breaks	41
Inside Shape	25
Outside Shape	16

Line Breaks



Palestine

Attempted Line Breaks

114



21

Attempted

18

Complete



32

Attempted

29

Complete



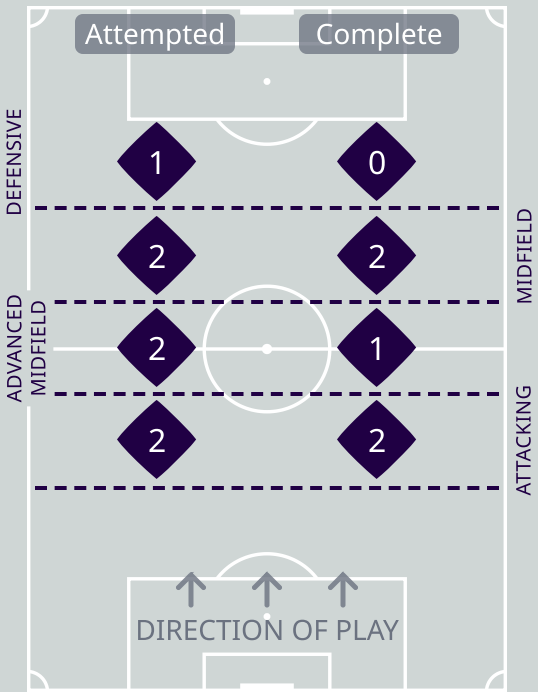
61

Attempted

23

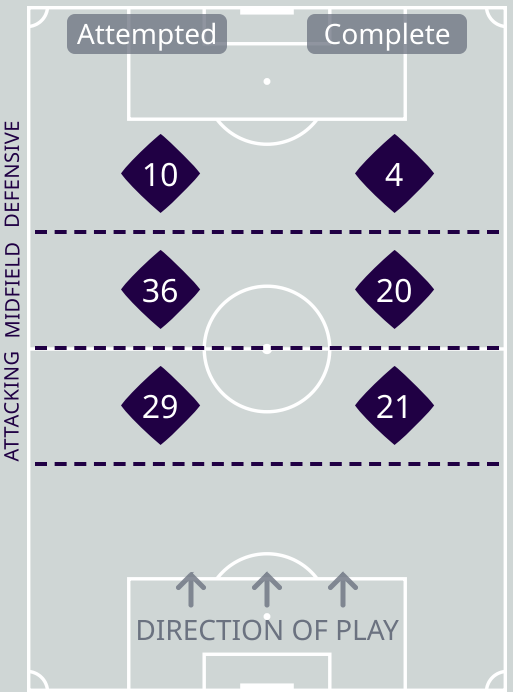
Complete

4 Units



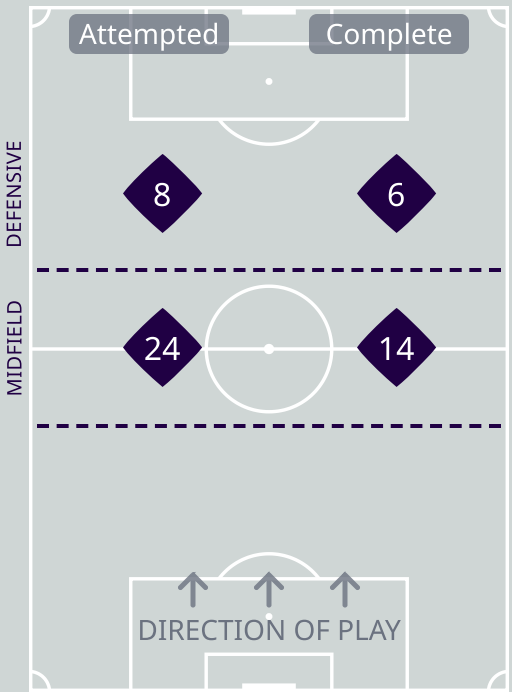
Attempted Line Breaks	7
Inside Shape	1
Outside Shape	6

3 Units



Attempted Line Breaks	75
Inside Shape	46
Outside Shape	29

2 Units



Attempted Line Breaks	32
Inside Shape	19
Outside Shape	13

Line Breaks




					4 Units				3 Units			2 Units		Direction			Distribution Type		
#	Player	Line Breaks Attempted	Line Breaks Completed	Line Break Completion %	Attacking Line	Attacking Midfield Line	Midfield Line	Defensive Line	Attacking Line	Midfield Line	Defensive Line	Midfield Line	Defensive Line	Through	Around	Over	Pass	Cross	Ball Progression
22	MESHAAL BARSHAM	8	4	50%	0	2	0	0	3	2	0	1	0	1	0	7	8	0	0
2	PEDRO MIGUEL	9	5	55%	0	0	0	0	3	4	1	1	0	0	3	6	9	0	0
4	MOHAMMED WAAD	7	5	71%	0	0	0	0	1	3	1	2	0	1	1	5	6	1	0
10	HASSAN ALHAYDOS	6	5	83%	0	0	0	0	0	3	2	1	0	1	3	2	6	0	0
11	AKRAM AFIF	15	8	53%	0	0	0	1	1	4	3	4	2	4	3	8	12	3	0
12	LUCAS MENDES	31	26	83%	1	0	0	0	15	3	0	12	0	12	16	3	31	0	0
15	BASSAM ALRAWI	19	14	73%	0	0	0	0	7	2	0	7	3	6	5	8	19	0	0
16	BOUALEM KHOUKHI	5	5	100%	0	0	0	0	3	1	0	1	0	1	1	3	5	0	0
19	ALMOEZ ALI	3	1	33%	0	0	0	0	0	1	1	1	0	1	1	1	2	0	1
20	AHMED FATHY	6	5	83%	0	0	1	0	0	3	0	2	0	0	2	4	6	0	0
24	JASSEM GABER	3	3	100%	0	0	0	0	0	0	0	3	0	3	0	0	2	0	1
3	ALMAHDI ALI	1	1	100%	0	0	0	0	1	0	0	0	0	1	0	0	1	0	0
5	TAREK SALMAN	3	3	100%	0	0	0	1	1	1	0	0	0	1	0	2	3	0	0
6	ABDULAZIZ HATEM	0	0	0%	0	0	0	0	0	0	0	0	0	0	0	0	0	0	0
25	AHMED ALGANEHI	2	2	100%	0	0	1	0	0	0	0	1	0	1	0	1	2	0	0

Line Breaks



					4 Units				3 Units			2 Units		Direction			Distribution Type		
#	Player	Line Breaks Attempted	Line Breaks Completed	Line Break Completion %	Attacking Line	Attacking Midfield Line	Midfield Line	Defensive Line	Attacking Line	Midfield Line	Defensive Line	Midfield Line	Defensive Line	Through	Around	Over	Pass	Cross	Ball Progression
22	HAMADA Rami	9	2	22%	0	0	0	0	3	4	0	2	0	0	0	9	9	0	0
5	SALEH Mohammed	12	10	83%	0	0	0	0	8	3	0	1	0	4	3	5	12	0	0
6	KHAROUB Oday	3	1	33%	0	0	0	0	0	1	2	0	0	0	2	1	3	0	0
7	BATTAT Musab	32	21	65%	0	0	0	0	7	13	3	6	3	2	15	15	30	0	2
9	SEYAM Tamer	4	2	50%	0	0	1	1	1	0	0	1	0	2	0	2	4	0	0
10	ABUWARDA Mahmoud	11	9	81%	0	0	1	0	1	5	1	2	1	4	1	6	10	1	0
11	DABBAGH Oday	5	3	60%	0	1	0	0	0	2	1	0	1	1	2	2	5	0	0
12	SALDANA Camilo	14	6	42%	1	1	0	0	2	4	0	4	2	1	2	11	12	2	0
15	TERMANINI Michel	7	3	42%	1	0	0	0	3	0	2	1	0	0	2	5	7	0	0
18	MAHAJNEH Ameer	8	7	87%	0	0	0	0	3	1	0	4	0	3	2	3	7	1	0
20	QUNBAR Zeid	1	0	0%	0	0	0	0	1	0	0	0	0	1	0	0	1	0	0
3	RASHID Mohammed	6	5	83%	0	0	0	0	0	3	0	2	1	1	3	2	5	1	0
13	QUMBOR Shehab	0	0	0%	0	0	0	0	0	0	0	0	0	0	0	0	0	0	0
21	BATRAN Islam	2	1	50%	0	0	0	0	0	0	1	1	0	2	0	0	2	0	0

Passing Networks



#	Passes From ↓ to →	MESHAAL BARSHAM	PEDRO MIGUEL	MOHAMMED WAAD	HASSAN ALHAYDOS	AKRAM AFIF	LUCAS MENDES	BASSAM ALRAWI	BOUALEM KHOUKHI	ALMOEZ ALI	AHMED FATHY	JASSEM GABER	ALMAHDI ALI	TAREK SALMAN	ABDULAZIZ HATEM	AHMED ALGANEHI
22	MESHAAL BARSHAM		1	0	0	0	5	1	4	0	3	0	0	2	1	1
2	PEDRO MIGUEL	0		0	1	3	0	6	0	1	0	2	0	6	0	3
4	MOHAMMED WAAD	1	1		0	3	11	3	4	0	4	2	0	1	2	0
10	HASSAN ALHAYDOS	0	2	2		5	1	3	1	0	2	0	0	0	0	0
11	AKRAM AFIF	0	1	5	4		2	2	0	2	2	0	0	1	0	1
12	LUCAS MENDES	5	0	15	11	3		3	9	4	7	3	0	8	1	0
15	BASSAM ALRAWI	1	7	2	1	2	2		21	1	1	3	0	0	0	0
16	BOUALEM KHOUKHI	0	3	1	2	0	24	15		2	5	1	0	0	0	0
19	ALMOEZ ALI	0	1	4	0	2	1	1	0		0	1	0	1	0	1
20	AHMED FATHY	0	1	5	1	2	6	8	5	1		3	0	0	0	0
24	JASSEM GABER	0	2	0	2	3	0	3	2	0	2		0	0	2	1
3	ALMAHDI ALI	0	1	0	0	0	0	0	0	0	0	0		0	0	0
5	TAREK SALMAN	3	5	1	0	0	10	0	0	2	0	0	0		0	0
6	ABDULAZIZ HATEM	0	0	0	0	0	1	0	0	2	0	0	0	0		0
25	AHMED ALGANEHI	0	0	0	0	1	0	0	0	1	0	2	0	0	1	

Top 5 Player to Player Passers		
Player	Passed To	% of Total Team Passes
BOUALEM KHOUKHI	LUCAS MENDES	6.6%
BASSAM ALRAWI	BOUALEM KHOUKHI	5.8%
LUCAS MENDES	MOHAMMED WAAD	4.1%
BOUALEM KHOUKHI	BASSAM ALRAWI	4.1%

MOHAMMED WAAD	LUCAS MENDES	3%
---------------	--------------	----

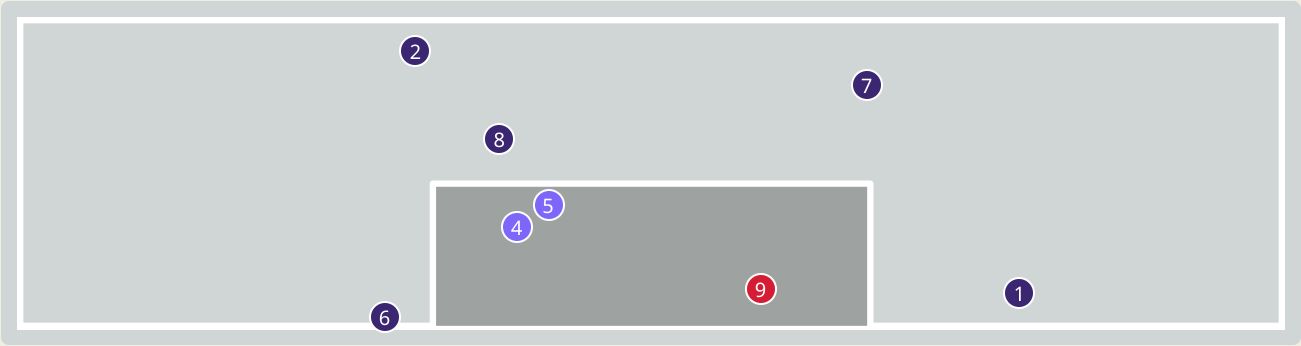
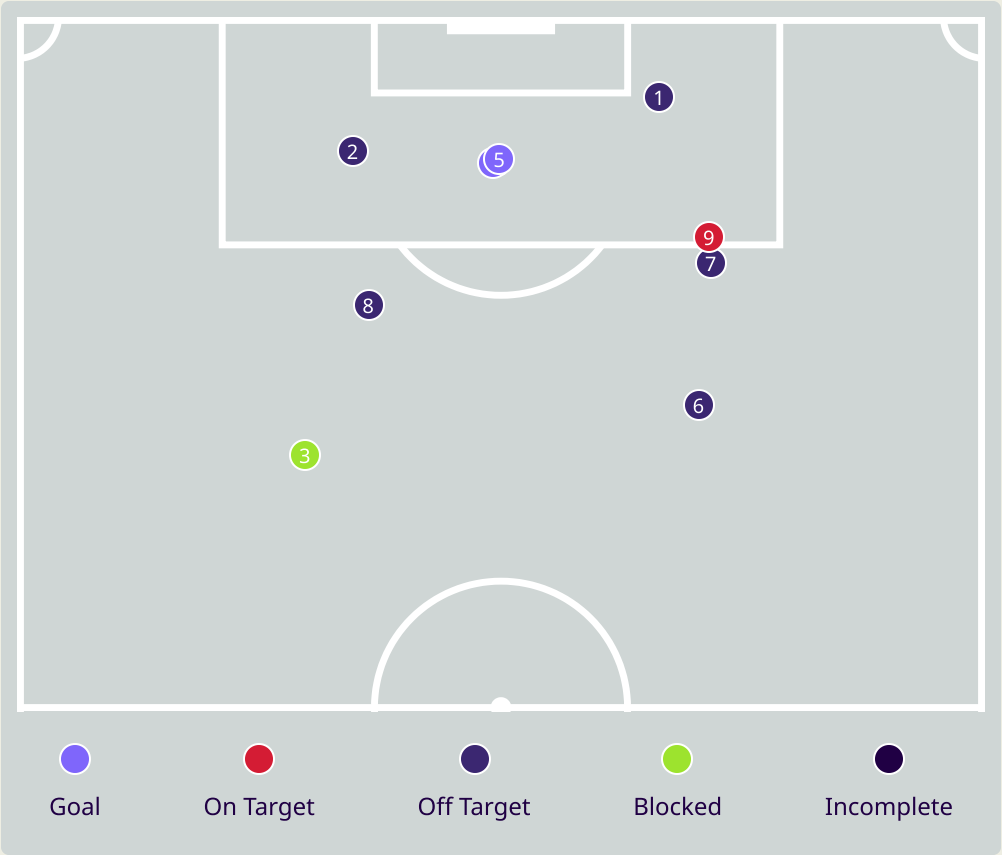
Passing Networks



#	Passes From ↓ to →	HAMADA Rami	SALEH Mohammed	KHAROUB Oday	BATTAT Musab	SEYAM Tamer	ABUWARDA Mahmoud	DABBAGH Oday	SALDANA Camilo	TERMANINI Michel	MAHAJNEH Ameer	QUNBAR Zeid	RASHID Mohammed	QUMBOR Shehab	BATRAN Islam
22	HAMADA Rami		3	1	3	0	0	0	0	3	0	0	0	0	0
5	SALEH Mohammed	2		0	3	0	7	0	5	2	0	1	1	0	0
6	KHAROUB Oday	0	1		5	3	0	0	0	3	1	0	0	0	1
7	BATTAT Musab	2	1	2		4	0	5	2	2	4	0	0	0	8
9	SEYAM Tamer	0	0	1	1		0	1	0	0	2	0	0	0	0
10	ABUWARDA Mahmoud	0	2	0	1	2		1	8	0	0	0	2	3	0
11	DABBAGH Oday	0	0	1	4	1	0		1	0	2	4	1	0	1
12	SALDANA Camilo	0	2	0	2	0	8	2		1	3	0	1	0	0
15	TERMANINI Michel	2	4	2	5	1	1	0	1		1	0	0	0	0
18	MAHAJNEH Ameer	1	1	2	3	0	4	0	7	1		0	1	0	1
20	QUNBAR Zeid	0	0	0	0	1	1	0	1	0	0		0	0	0
3	RASHID Mohammed	0	3	0	2	0	2	0	1	1	2	0		0	1
13	QUMBOR Shehab	0	0	0	0	0	0	0	0	0	0	0	1		0
21	BATRAN Islam	0	0	1	5	0	1	0	0	3	3	0	0	0	


Top 5 Player to Player Passers		
Player	Passed To	% of Total Team Passes
BATTAT Musab	BATRAN Islam	4%
ABUWARDA Mahmoud	SALDANA Camilo	4%
SALDANA Camilo	ABUWARDA Mahmoud	4%
SALEH Mohammed	ABUWARDA Mahmoud	3.5%
MAHAJNEH Ameer	SALDANA Camilo	3.5%

Attempts at Goal



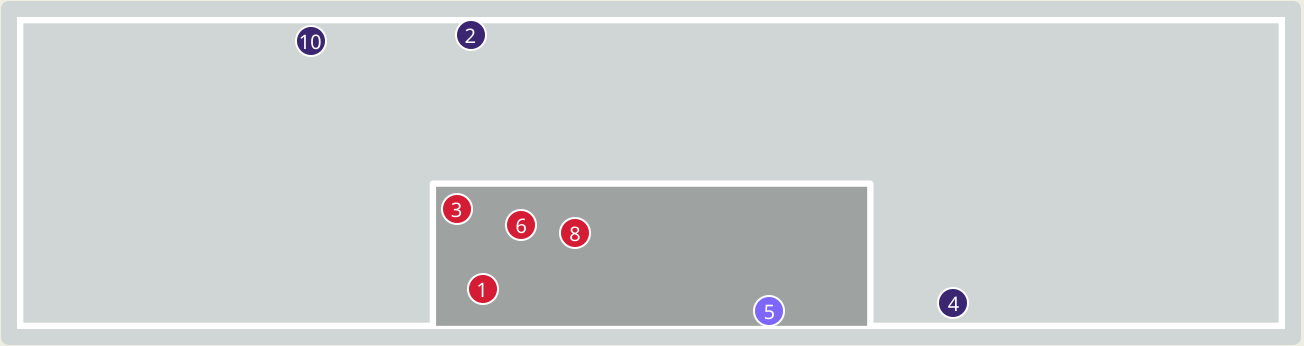
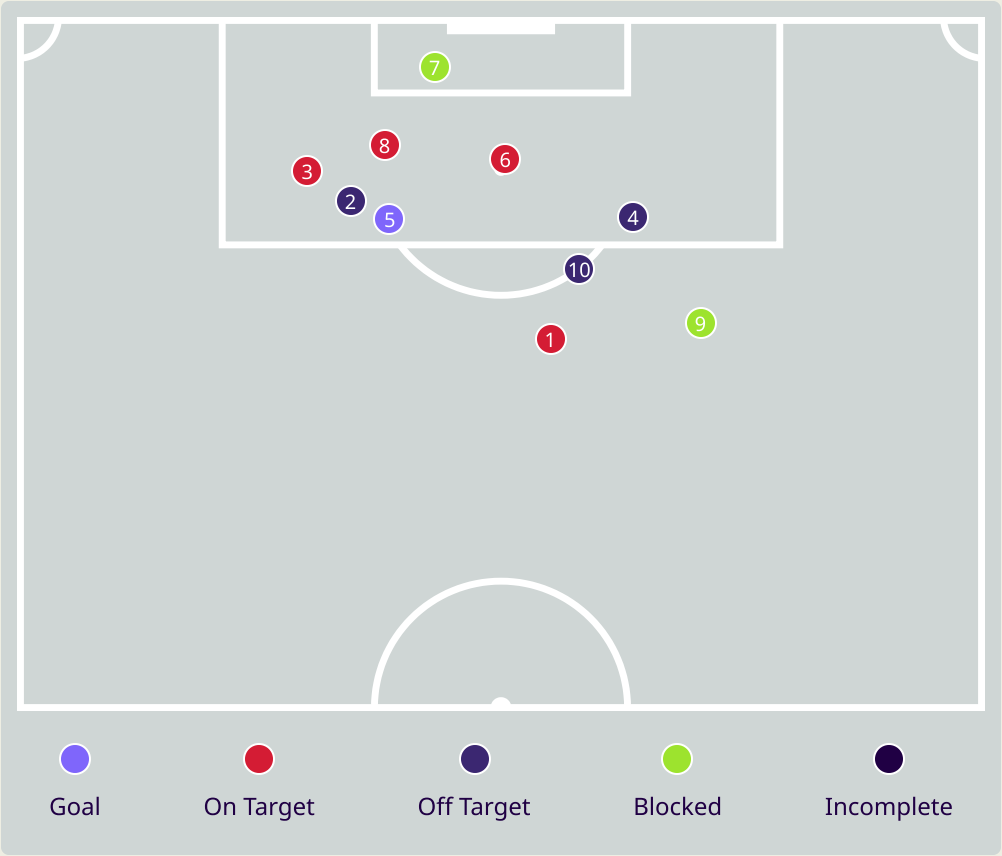
Key	Outcome	Shots
	Goals	2
	On Target	1
	Off Target	5
	Blocked	1
	Incomplete	0

Attempts at Goal



Time	Player	Outcome	Body Part	Delivery Type
8	15 BASSAM ALRAWI	Off Target	Head	Cross
15	10 HASSAN ALHAYDOS	Off Target	Head	Cross
28	16 BOUALEM KHOUKHI	Incomplete - Blocked	Right Foot	Freekick
48	11 AKRAM AFIF	On Target - Goal	Right Foot	Penalty
50	10 HASSAN ALHAYDOS	Deflected On Target - Goal	Right Foot	Corner
60	25 AHMED ALGANEHI	Off Target - Saved	Right Foot	Pass
82	19 ALMOEZ ALI	Off Target	Right Foot	Pass
86	11 AKRAM AFIF	Off Target	Right Foot	Freekick
91	6 ABDULAZIZ HATEM	On Target - Saved	Right Foot	Pass

Attempts at Goal



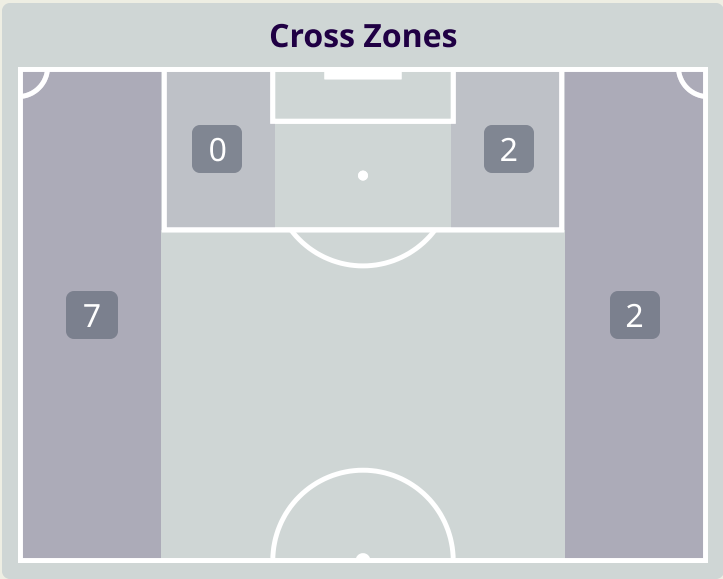
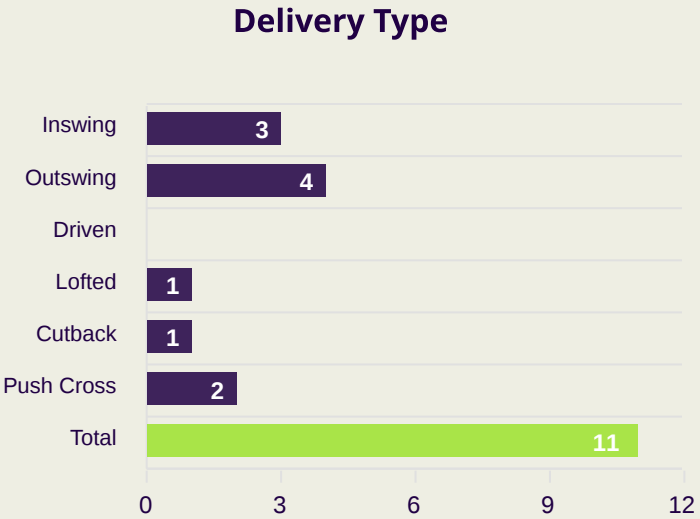
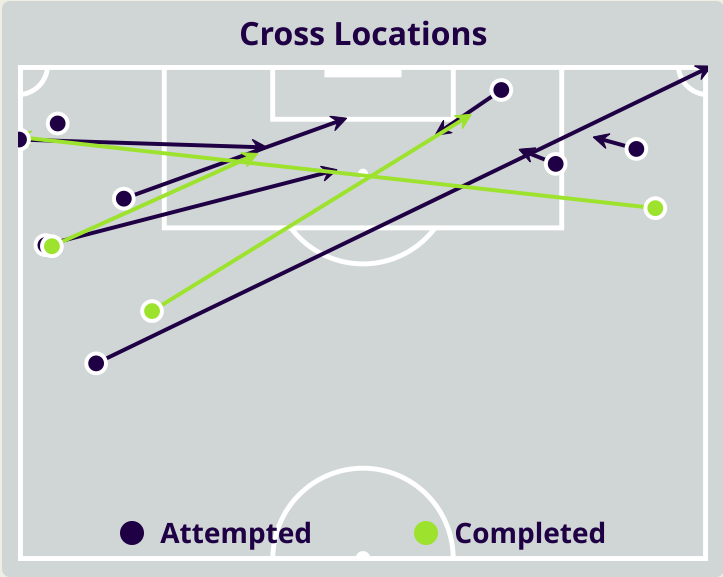

Key	Outcome	Shots
	Goals	1
	On Target	4
	Off Target	3
	Blocked	2
	Incomplete	0

Attempts at Goal



Time	Player	Outcome	Body Part	Delivery Type
18	18 MAHAJNEH Ameer	On Target - Saved	Right Foot	Pass
23	11 DABBAGH Oday	Off Target	Left Foot	Other
25	10 ABUWARDA Mahmoud	On Target - Saved	Left Foot	Pass
26	11 DABBAGH Oday	Off Target	Left Foot	Cross
36	11 DABBAGH Oday	On Target - Goal	Left Foot	Loose Ball
63	11 DABBAGH Oday	On Target - Saved	Head	Cross
76	5 SALEH Mohammed	Incomplete - Blocked	Upper Body	Corner
80	20QUNBAR Zeid	On Target - Saved	Head	Cross
82	18 MAHAJNEH Ameer	Incomplete - Blocked	Right Foot	Pass
93	21 BATRAN Islam	Off Target	Left Foot	Loose Ball

Crosses (Open Play)



Attempted

11

Completed

3

Most Crosses Attempted

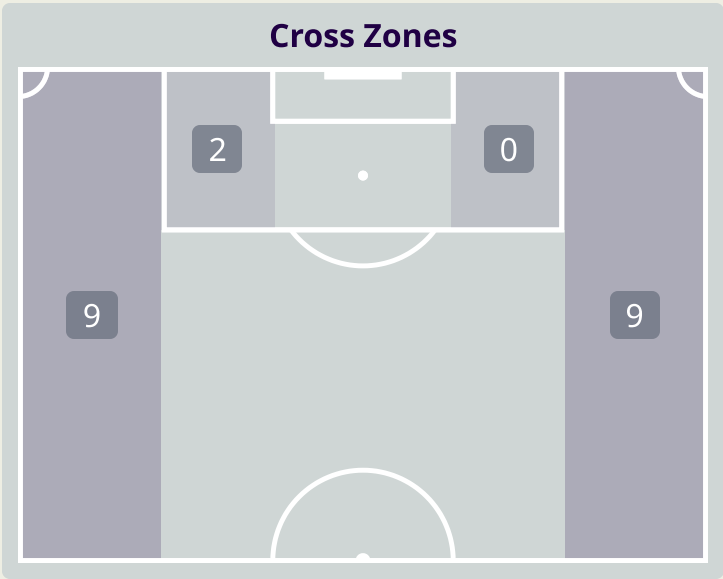
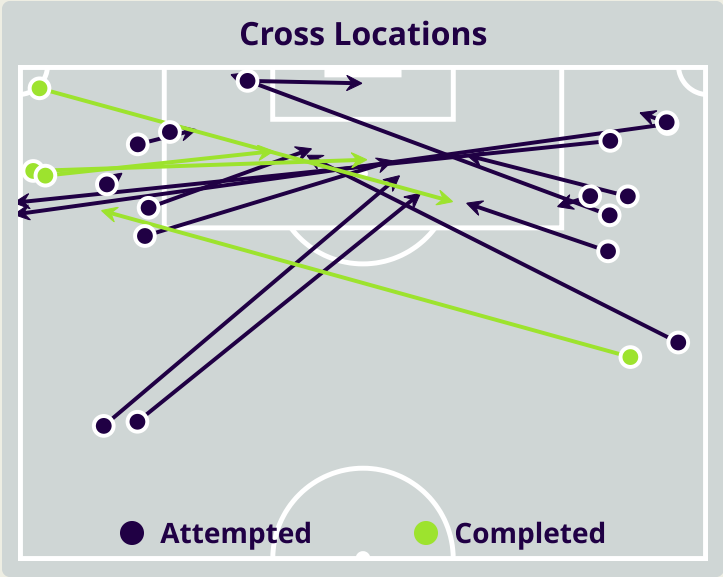
4

MOHAMMED WAAD

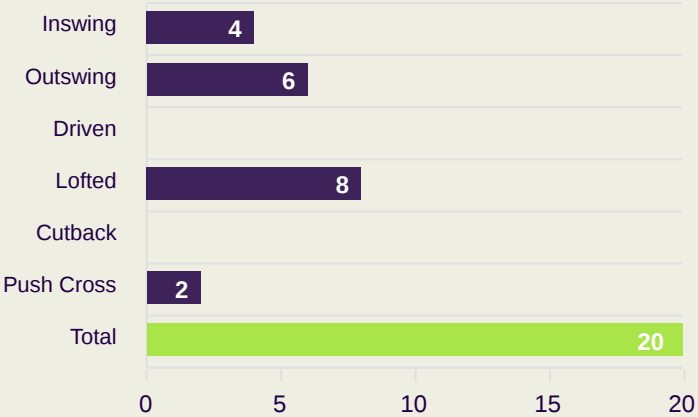
LEFT MIDFIELD

#	Player	Inswing	Outswing	Driven	Lofted	Cutback	Push Cross	Total Attempted
22	MESHAAL BARSHAM	0	0	0	0	0	0	0
2	PEDRO MIGUEL	0	0	0	0	0	1	1
4	MOHAMMED WAAD	0	4	0	0	0	0	4
10	HASSAN ALHAYDOS	1	0	0	0	0	1	2
11	AKRAM AFIF	2	0	0	0	1	0	3
12	LUCAS MENDES	0	0	0	0	0	0	0
15	BASSAM ALRAWI	0	0	0	0	0	0	0
16	BOUALEM KHOUKHI	0	0	0	0	0	0	0
19	ALMOEZ ALI	0	0	0	1	0	0	1
20	AHMED FATHY	0	0	0	0	0	0	0
24	JASSEM GABER	0	0	0	0	0	0	0
3	ALMAHDI ALI	0	0	0	0	0	0	0
5	TAREK SALMAN	0	0	0	0	0	0	0
6	ABDULAZIZ HATEM	0	0	0	0	0	0	0
25	AHMED ALGANEHI	0	0	0	0	0	0	0

Crosses (Open Play)



Delivery Type



Attempted

20

Completed

4


Most Crosses Attempted

4

SALDANA Camilo
LEFT BACK

#	Player	Inswing	Outswing	Driven	Lofted	Cutback	Push Cross	Total Attempted
22	HAMADA Rami	0	0	0	0	0	0	0
5	SALEH Mohammed	0	0	0	1	0	0	1
6	KHAROUB Oday	0	0	0	0	0	0	0
7	BATTAT Musab	0	2	0	0	0	0	2
9	SEYAM Tamer	1	1	0	0	0	1	3
10	ABUWARDA Mahmoud	0	1	0	2	0	1	4
11	DABBAGH Oday	0	0	0	1	0	0	1
12	SALDANA Camilo	0	0	0	4	0	0	4
15	TERMANINI Michel	0	0	0	0	0	0	0
18	MAHAJNEH Ameer	0	1	0	0	0	0	1
20	QUNBAR Zeid	0	0	0	0	0	0	0
3	RASHID Mohammed	0	1	0	0	0	0	1
13	QUMBOR Shehab	0	0	0	0	0	0	0
21	BATRAN Islam	3	0	0	0	0	0	3

Offering to Receive



274

Total Offers Made

92

Total Offers Received

Most Offers

55

AKRAM AFIF

CENTRE FORWARD LEFT

123

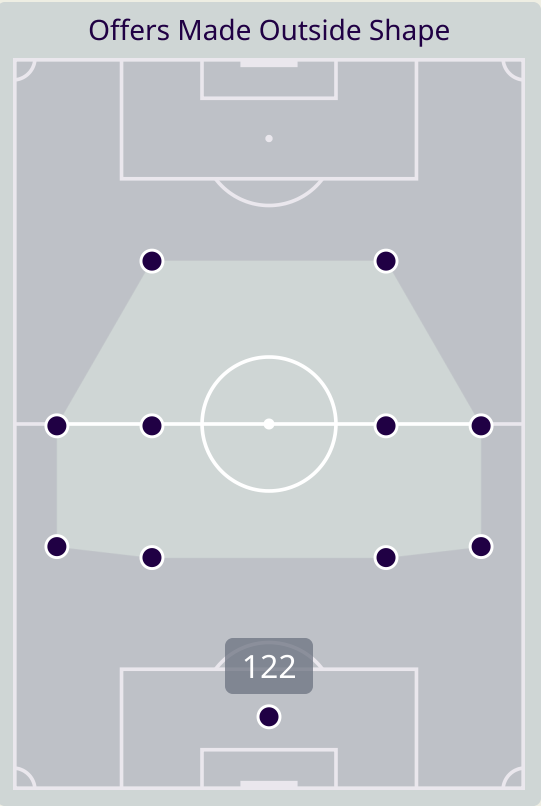
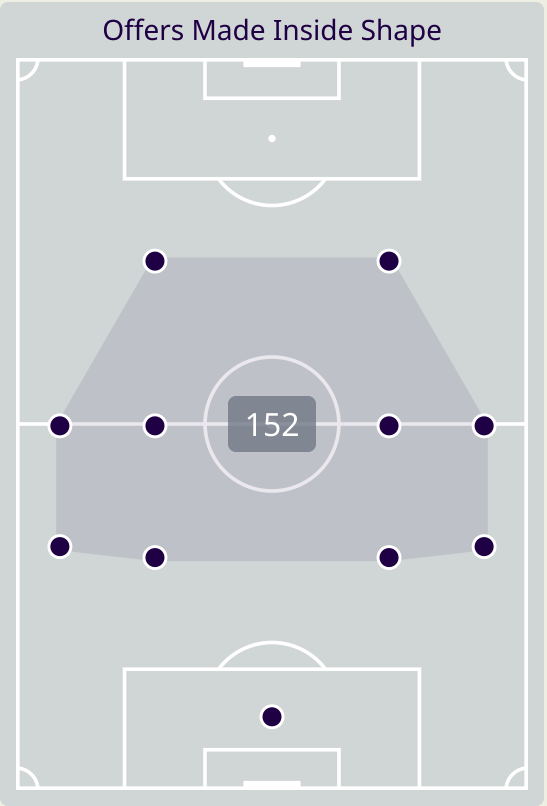
Offers Made in Final Third

133

Offers Made in Middle Third

18

Offers Made in Defensive Third



#	Player	Offers Made	Offers Received	% Made & Received
22	MESHAAL BARSHAM	2	1	50%
2	PEDRO MIGUEL	28	7	25%
4	MOHAMMED WAAD	14	11	78.6%
10	HASSAN ALHAYDOS	23	8	34.8%
11	AKRAM AFIF	55	15	27.3%
12	LUCAS MENDES	10	6	60%
15	BASSAM ALRAWI	3	3	100%
16	BOUALEM KHOUKHI	1	0	0%
19	ALMOEZ ALI	51	17	33.3%
20	AHMED FATHY	20	9	45%
24	JASSEM GABER	52	10	19.2%
3	ALMAHDI ALI	0	0	0%
5	TAREK SALMAN	0	0	0%
6	ABDULAZIZ HATEM	3	1	33.3%
25	AHMED ALGANEHI	12	4	33.3%

Offering to Receive



238

Total Offers Made

70

Total Offers Received

Most Offers

44

ABUWARDA Mahmoud

LEFT MIDFIELD

107

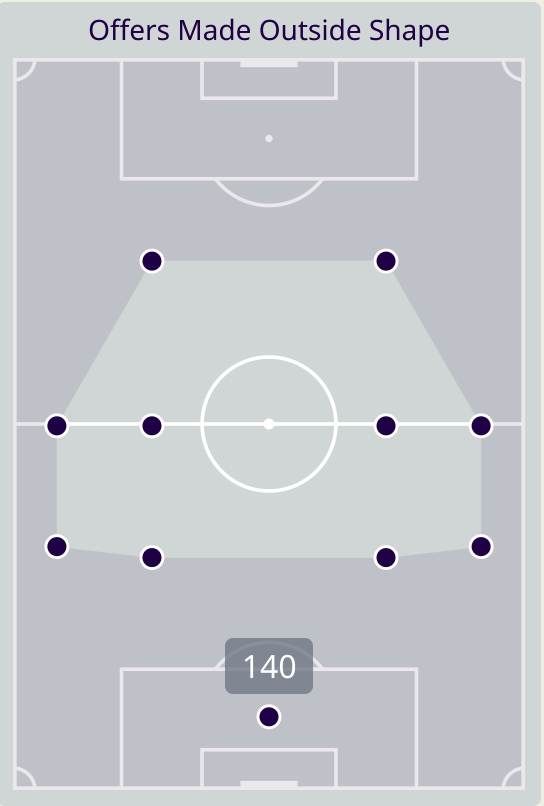
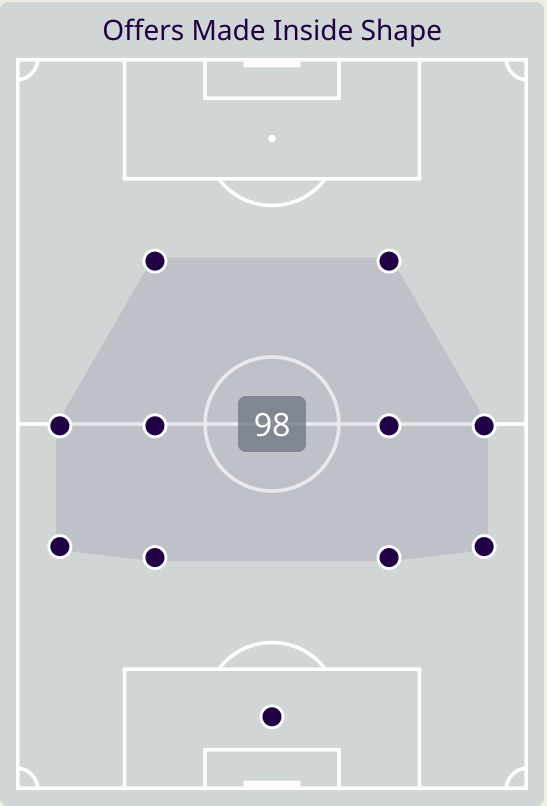
Offers Made in Final Third

84

Offers Made in Middle Third

47

Offers Made in Defensive Third



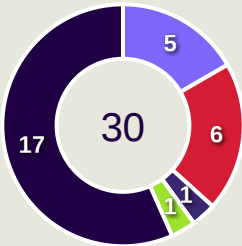
#	Player	Offers Made	Offers Received	% Made & Received
22	HAMADA Rami	4	2	50%
5	SALEH Mohammed	5	2	40%
6	KHAROUB Oday	11	4	36.4%
7	BATTAT Musab	12	4	33.3%
9	SEYAM Tamer	16	3	18.8%
10	ABUWARDA Mahmoud	44	19	43.2%
11	DABBAGH Oday	27	5	18.5%
12	SALDANA Camilo	22	9	40.9%
15	TERMANINI Michel	20	4	20%
18	MAHAJNEH Ameer	27	5	18.5%
20	QUNBAR Zeid	19	1	5.3%
3	RASHID Mohammed	8	2	25%
13	QUMBOR Shehab	8	2	25%
21	BATRAN Islam	15	8	53.3%

Movement to Receive

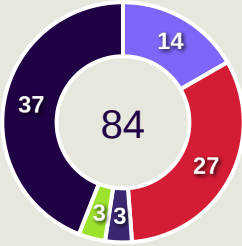


Movement Types by Phase

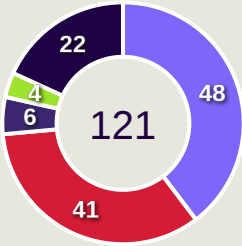
Final Third Phase



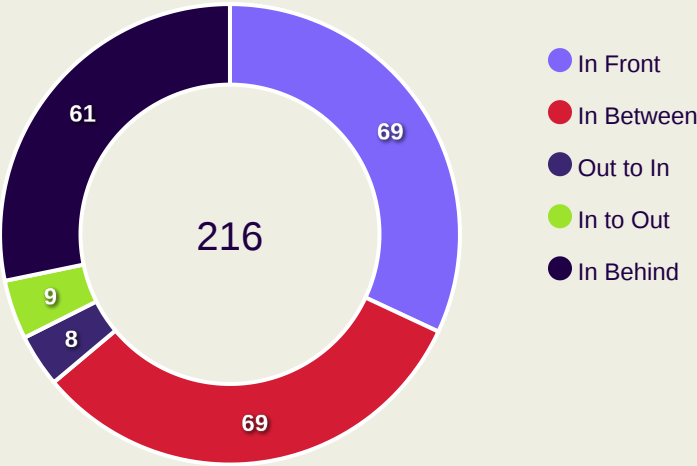
Progression Phase



Build Up Phase



All Movement Types

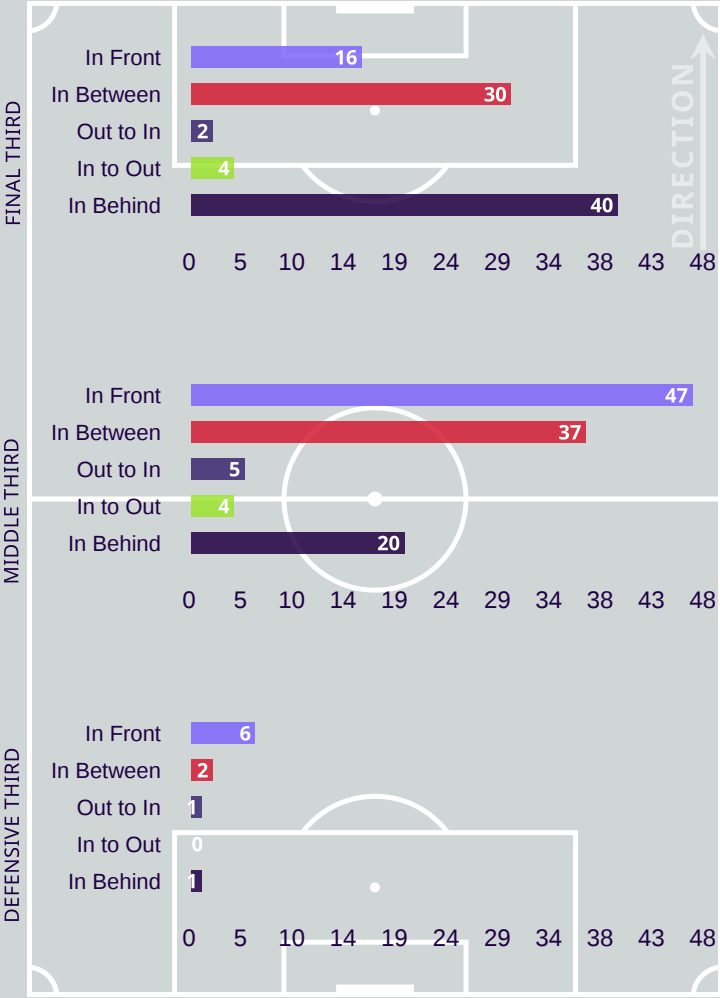


- In Front
- In Between
- Out to In
- In to Out
- In Behind

Top Ranked Players

Type	Player	Movements
In Front	20 AHMED FATHY	19
In Between	24 JASSEM GABER	26
Out to In	24 JASSEM GABER	3
In to Out	10 HASSAN ALHAYDOS	3
In Behind	11 AKRAM AFIF	21

Movement Types Pitch Third

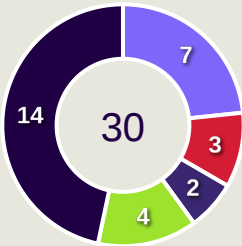


Movement to Receive

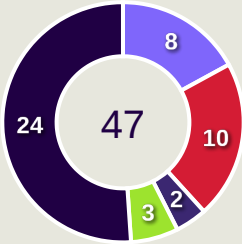


Movement Types by Phase

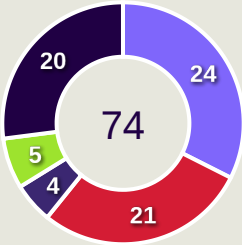
Final Third Phase



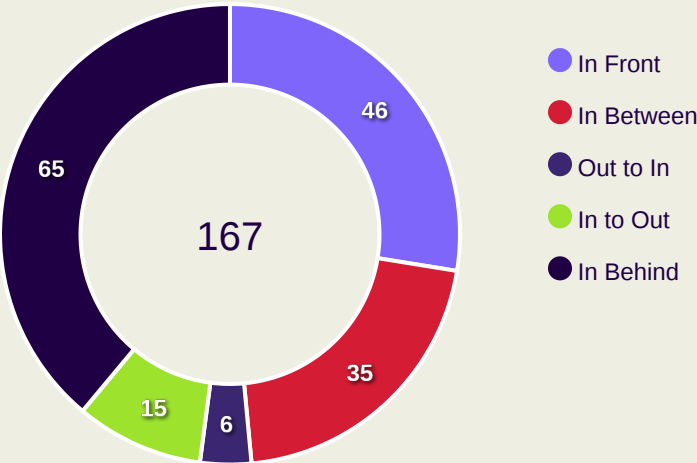
Progression Phase



Build Up Phase



All Movement Types

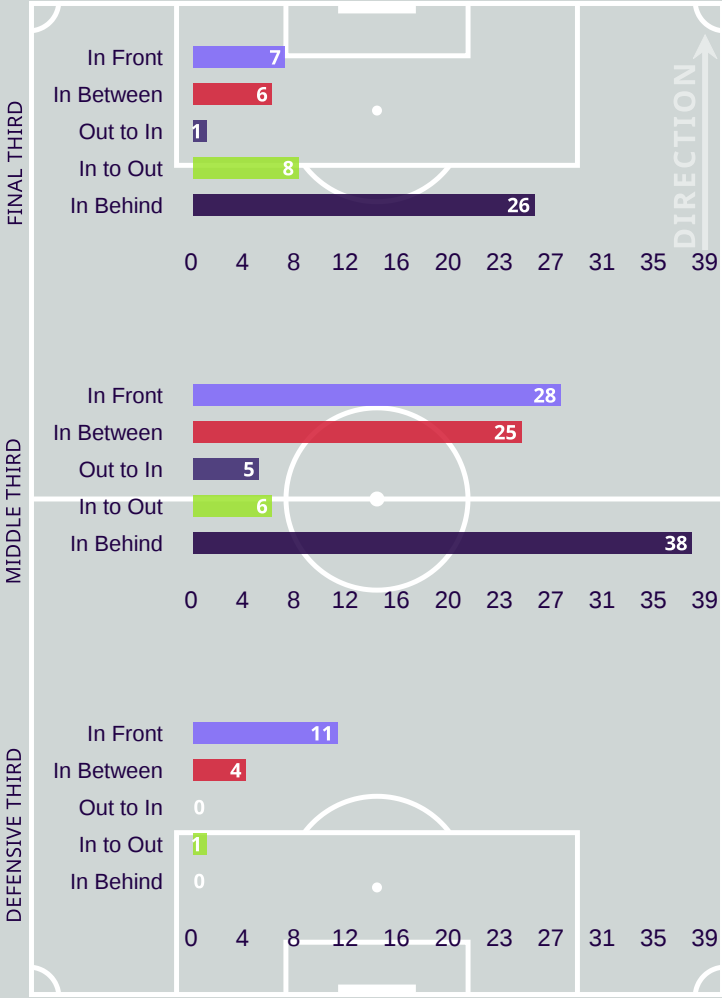


- In Front
- In Between
- Out to In
- In to Out
- In Behind

Top Ranked Players

Type	Player	Movements
In Front	18 MAHAJNEH Ameer	16
In Between	11 DABBAGH Oday	9
Out to In	10 ABUWARDA Mahmoud	3
In to Out	10 ABUWARDA Mahmoud	9
In Behind	11 DABBAGH Oday	15

Movement Types Pitch Third



OUT OF POSSESSION



Qatar v Palestine

Defensive Actions

60

Forced Turnovers

49

Possession Regained

6

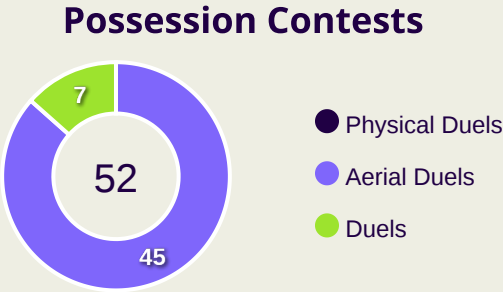
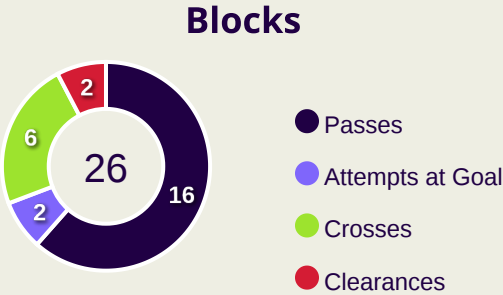
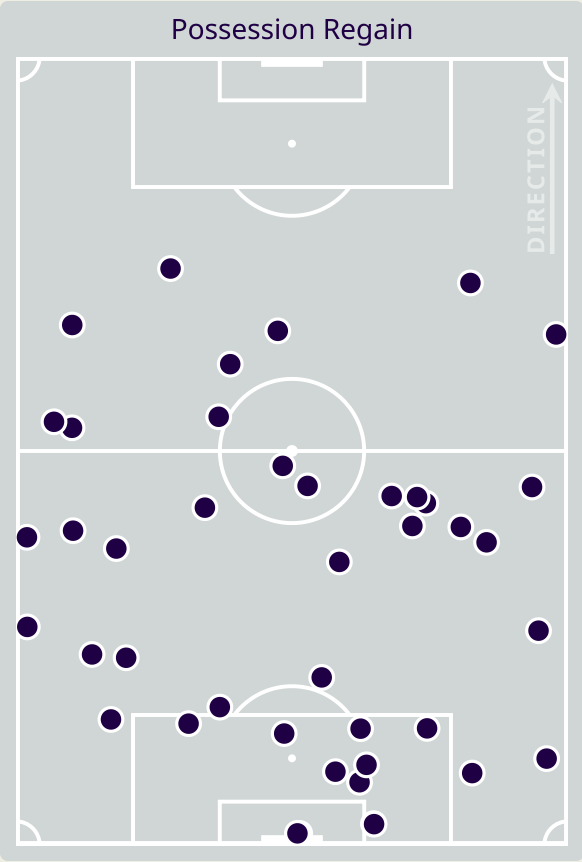
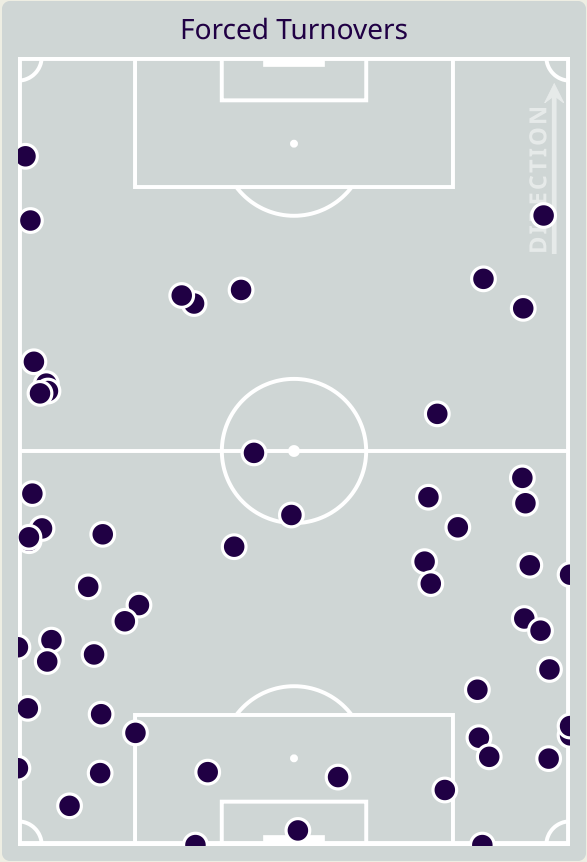
Interceptions

29

Tackles

4.12


Possession Actions / Defensive Action



Most Possession Regains

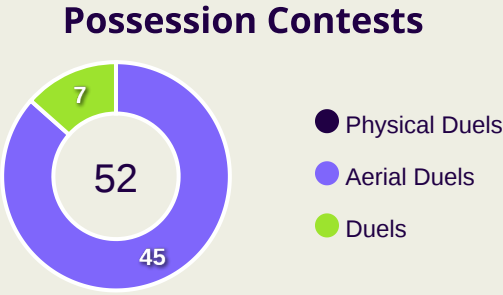
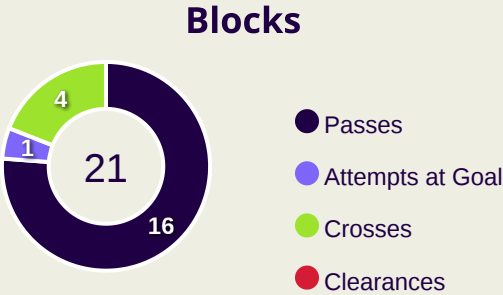
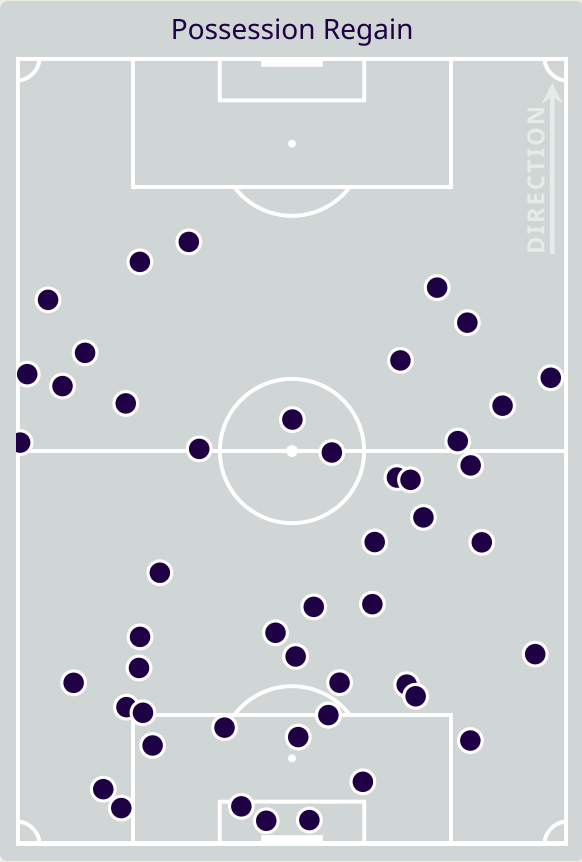
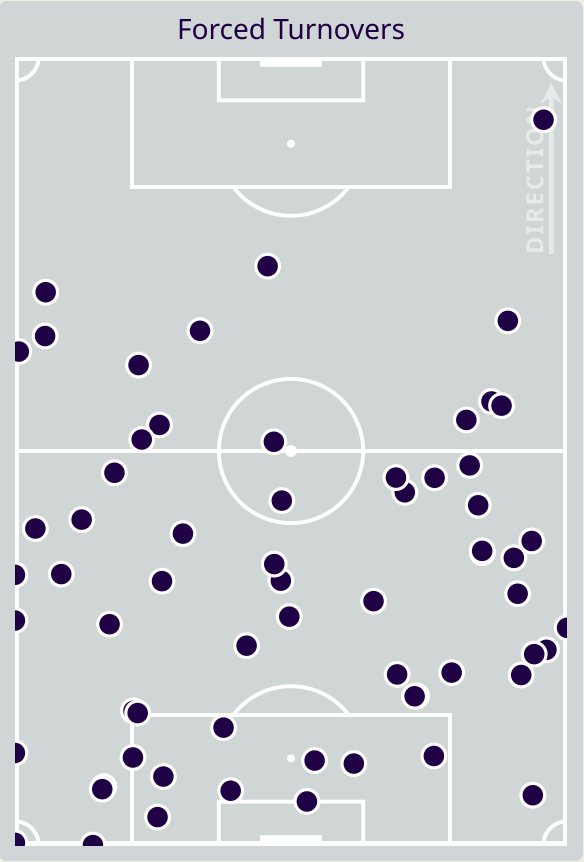
7

MESHAAL BARSHAM
GOALKEEPER



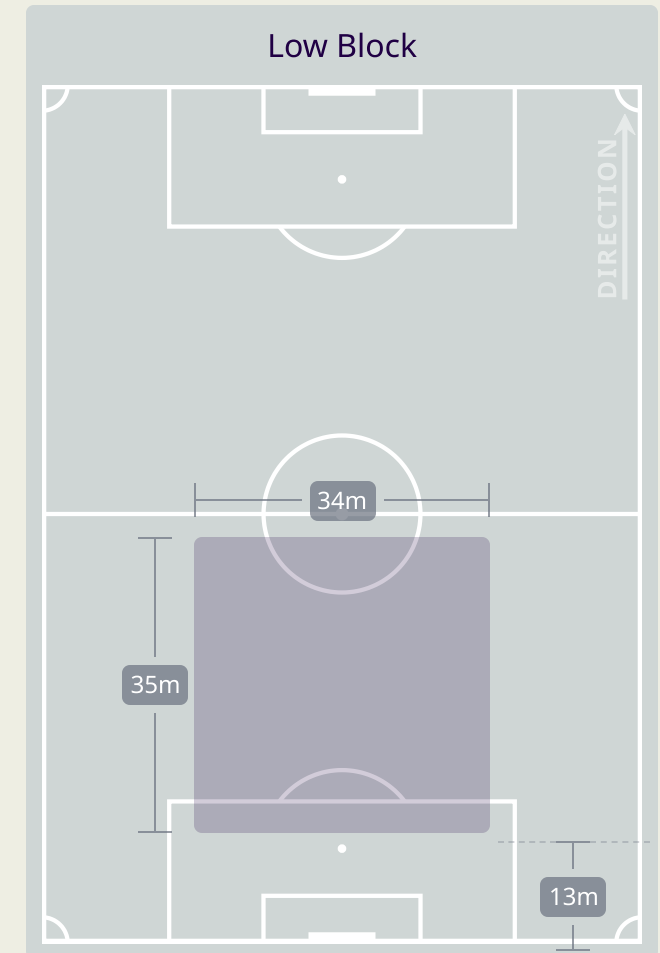
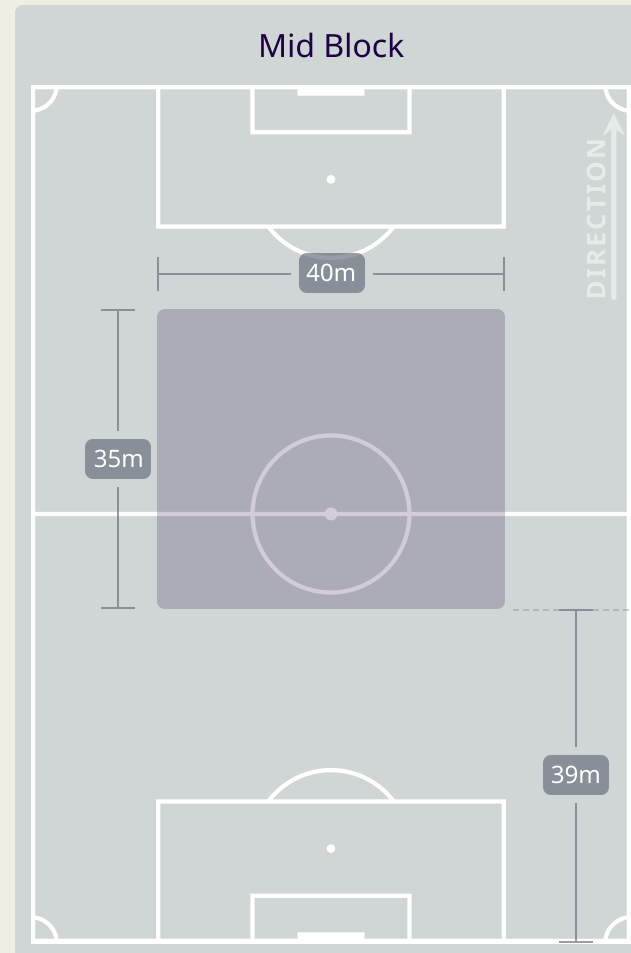
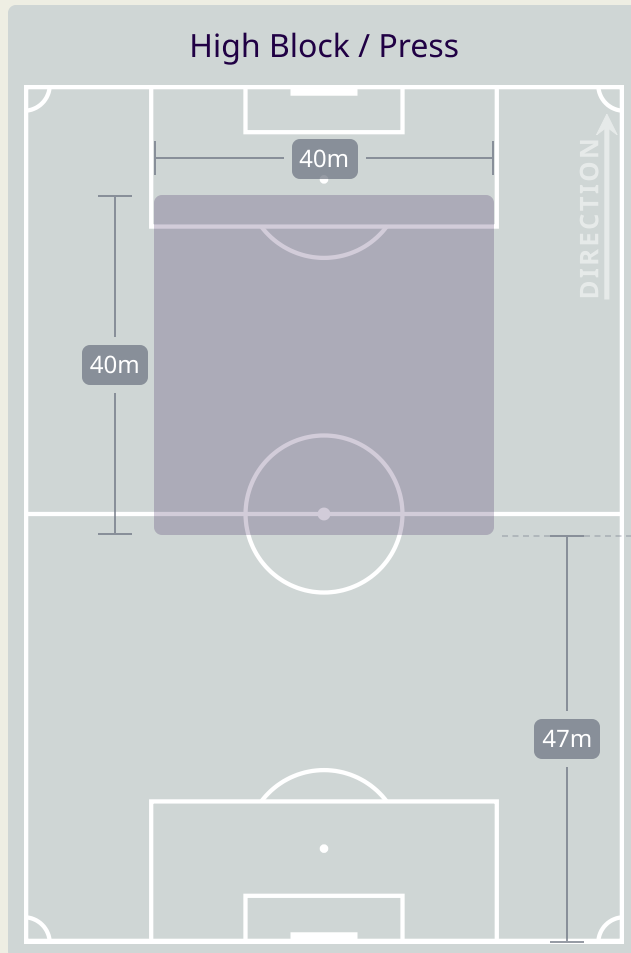
#	Player	Total Possession Regains
22	MESHAAL BARSHAM	7
2	PEDRO MIGUEL	6
4	MOHAMMED WAAD	6
10	HASSAN ALHAYDOS	1
11	AKRAM AFIF	0
12	LUCAS MENDES	7
15	BASSAM ALRAWI	4
16	BOUALEM KHOUKHI	1
19	ALMOEZ ALI	2
20	AHMED FATHY	6
24	JASSEM GABER	2
3	ALMAHDI ALI	2
5	TAREK SALMAN	3
6	ABDULAZIZ HATEM	0
25	AHMED ALGANEHI	2

Defensive Actions



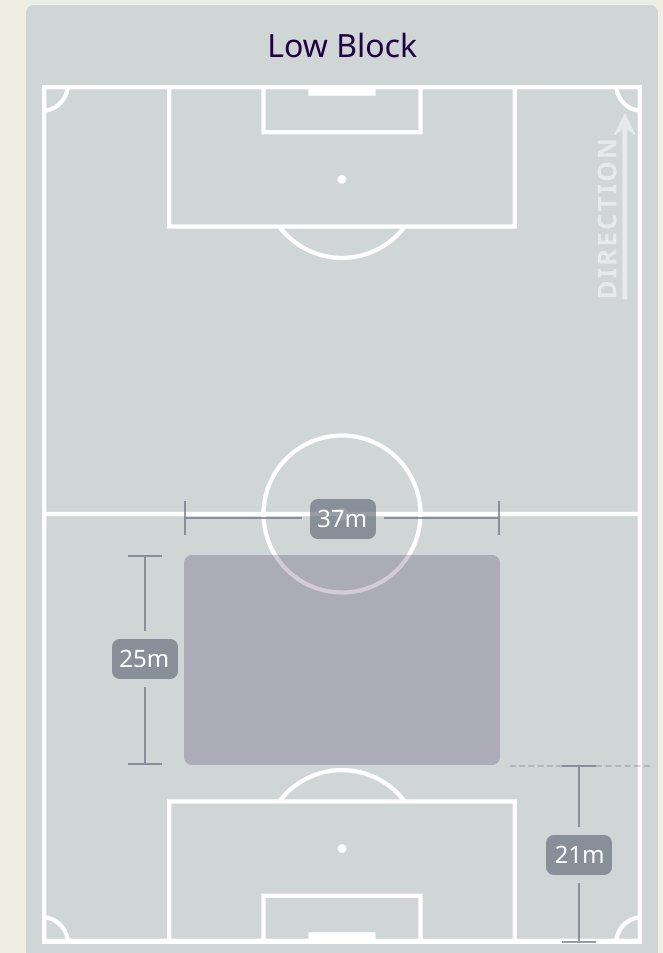
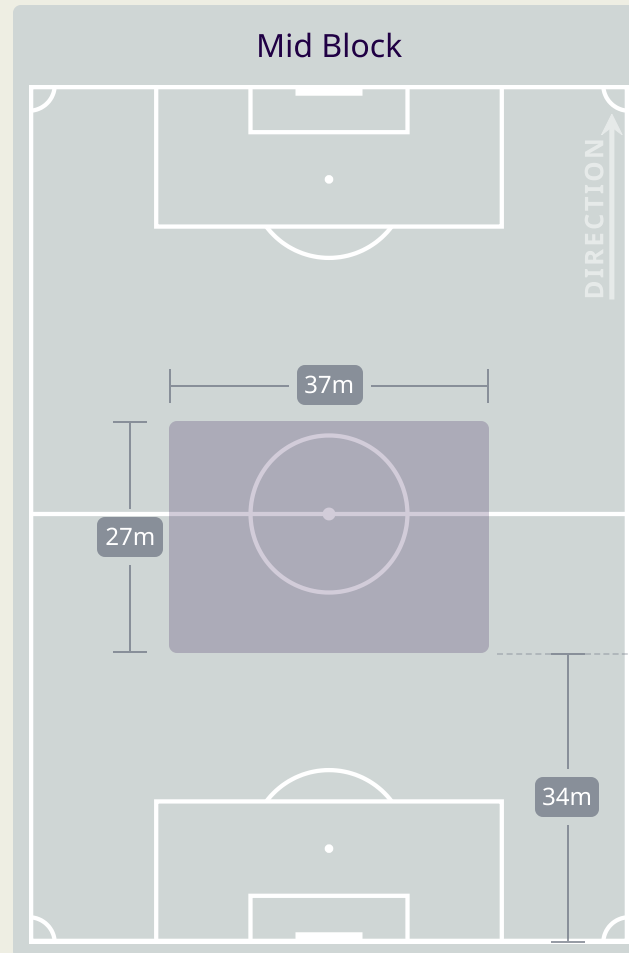
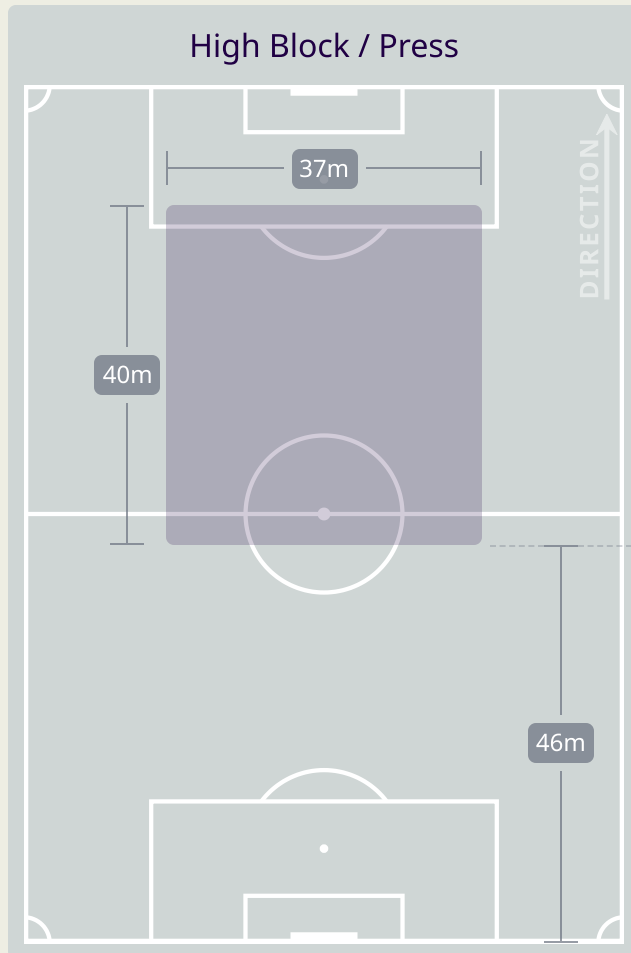
#	Player	Total Possession Regains
22	HAMADA Rami	5
5	SALEH Mohammed	6
6	KHAROUB Oday	2
7	BATTAT Musab	6
9	SEYAM Tamer	2
10	ABUWARDA Mahmoud	5
11	DABBAGH Oday	2
12	SALDANA Camilo	8
15	TERMANINI Michel	5
18	MAHAJNEH Ameen	7
20	QUNBAR Zeid	0
3	RASHID Mohammed	2
13	QUMBOR Shehab	0
21	BATRAN Islam	2

Defensive Line Height & Team Length



Defensive Line Height & Team Length

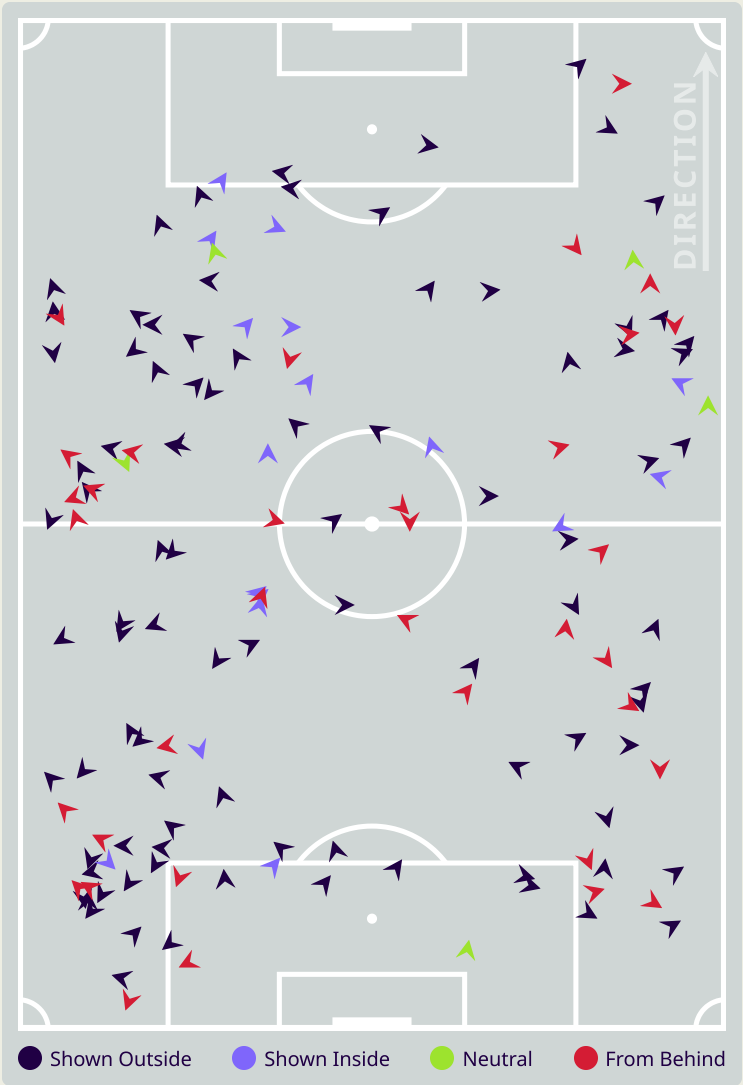
Palestine



Defensive Pressure



Qatar



148	Total Pressures	212
40	Direct Pressures	41
1.26s	Avg Pressure Duration	1.49s
60	Forced Turnovers	64
6.93s	Ball Recovery Time	11.35s
66	Pushing on into Pressing	92
137	Pushing on	223
17	Pressing Direction Inside	37
91	Pressing Direction Outside	116

Most Direct Pressures

10

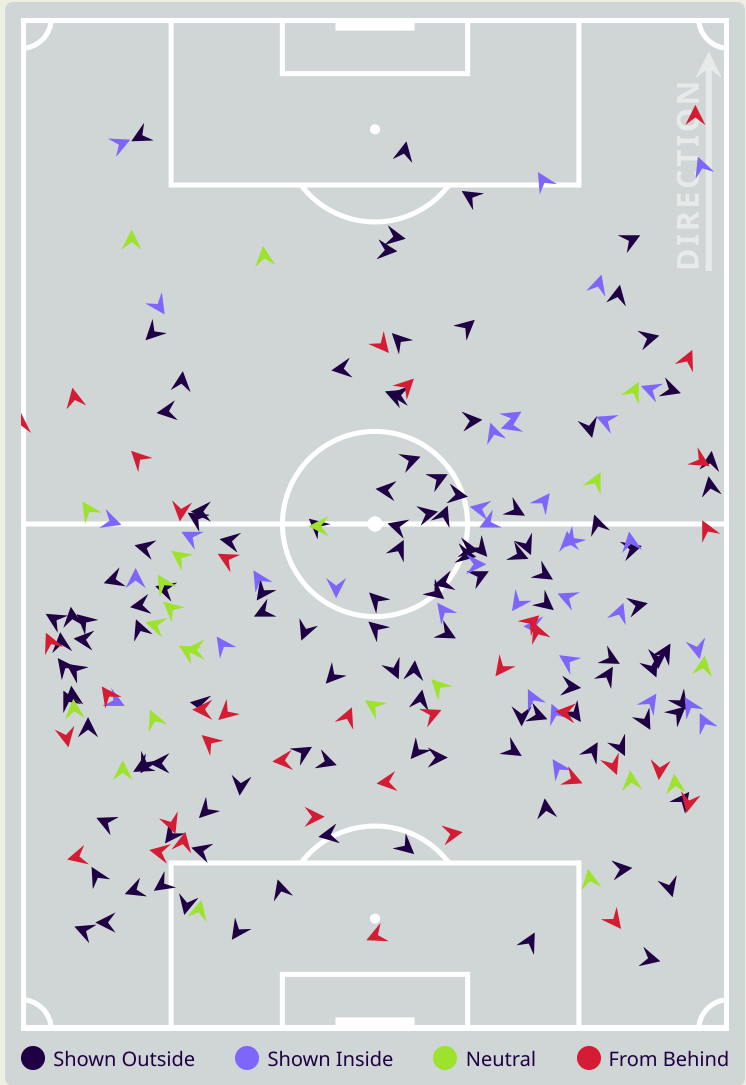
AHMED FATHY
CENTRE MIDFIELD

Most Direct Pressures

8

SALDANA Camilo
LEFT BACK

Palestine



GOALKEEPING



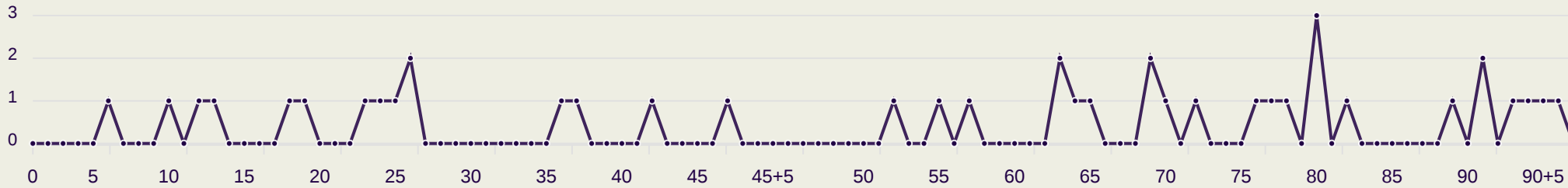
Qatar v Palestine

Goalkeeping Involvement



Qatar

Qatar GK Involvement Timeline



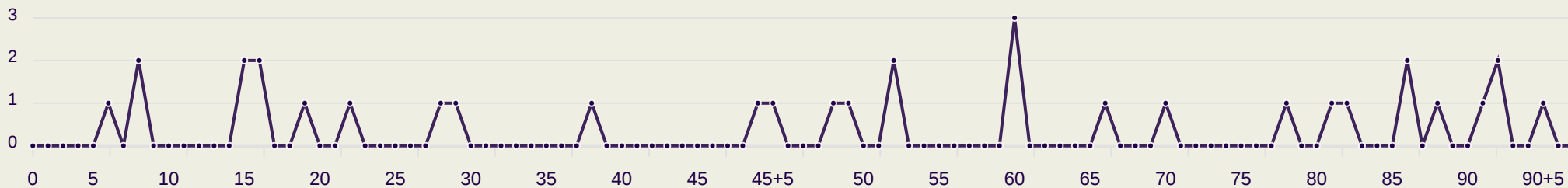
40

Total Involvements



Palestine

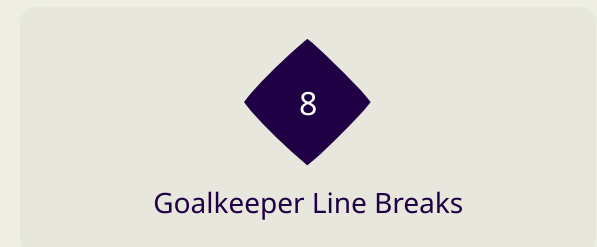
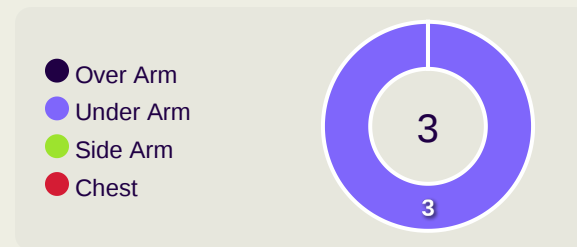
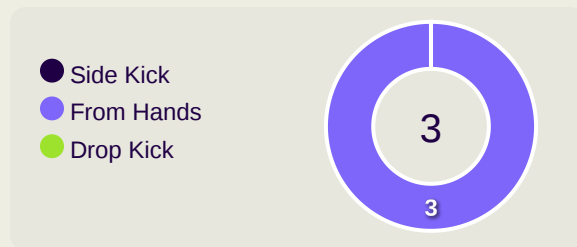
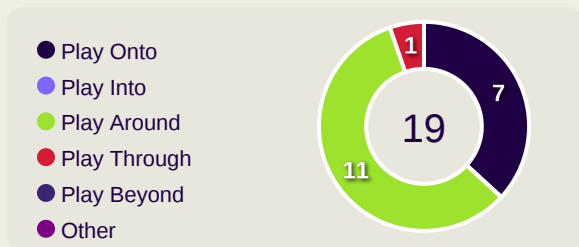
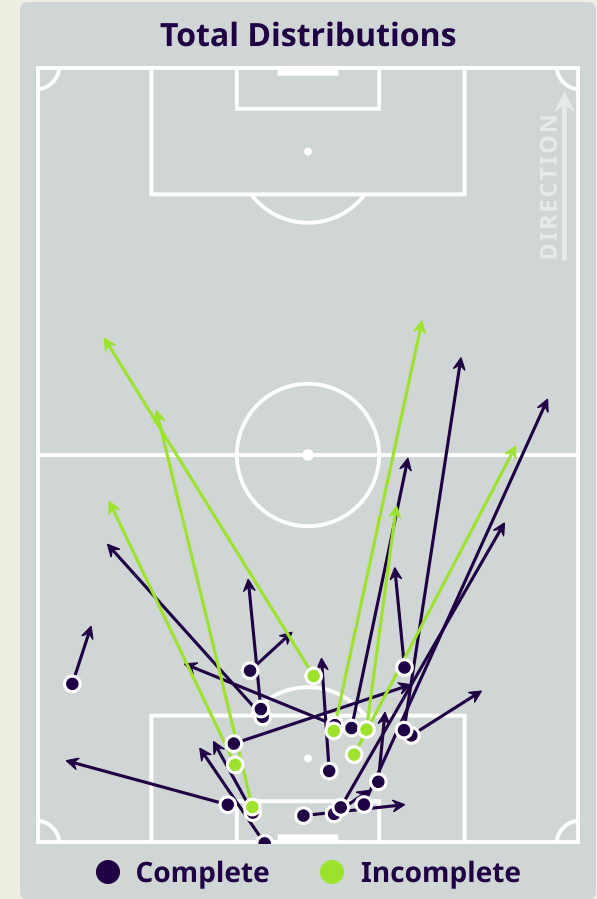
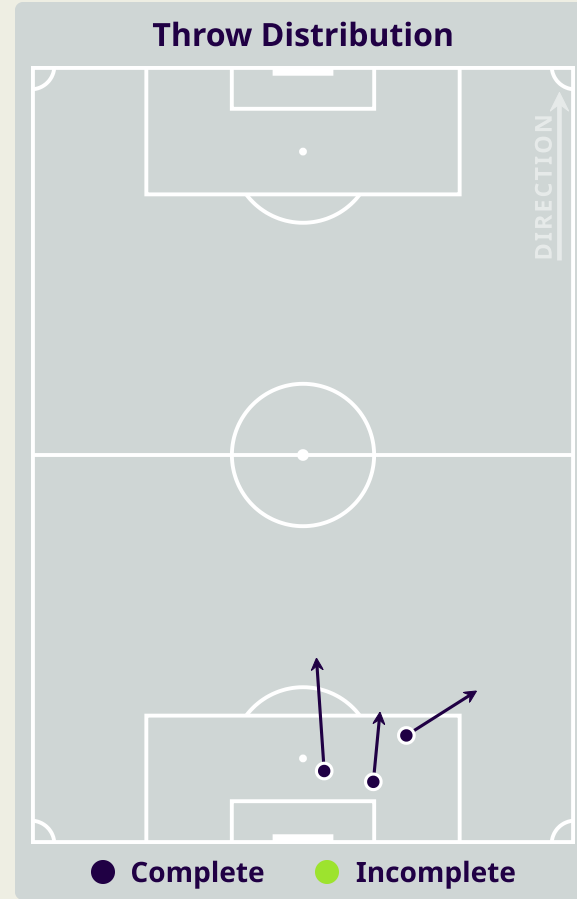
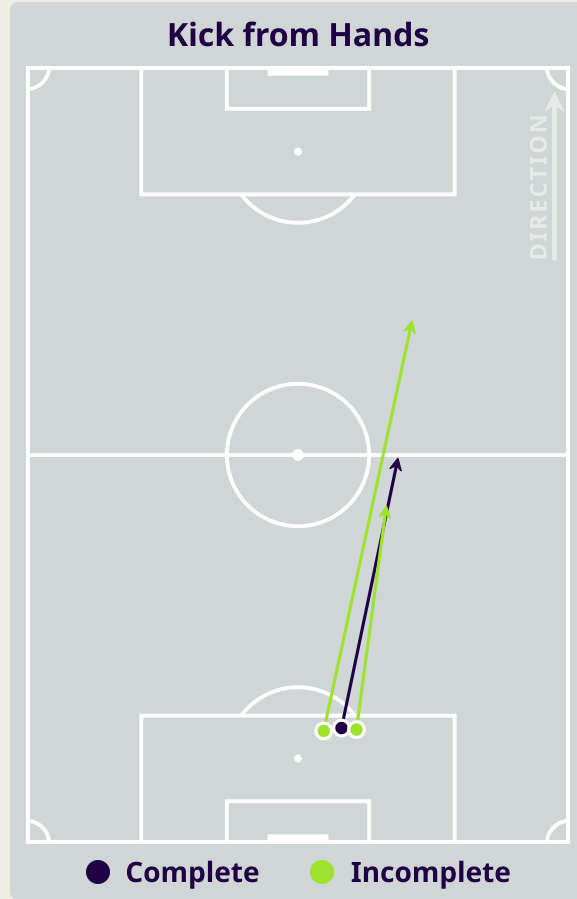
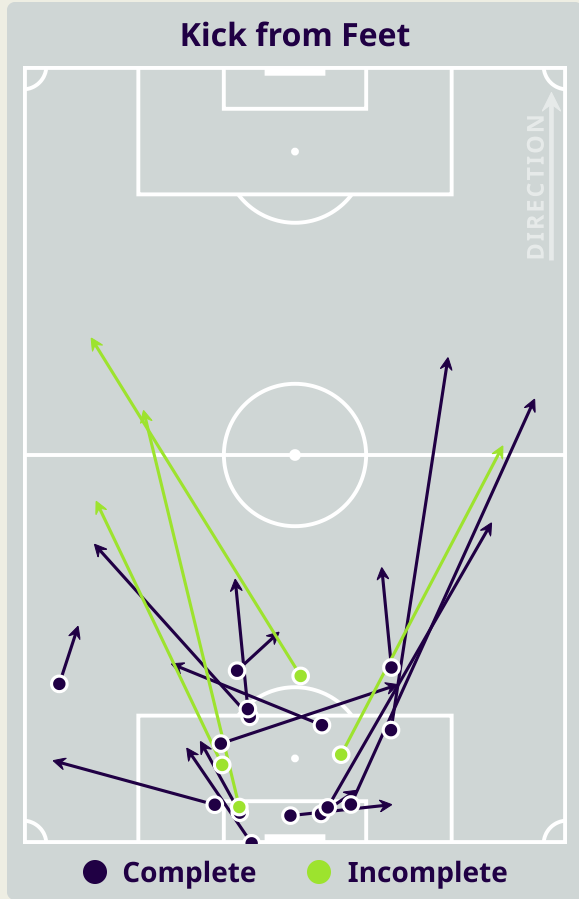
Palestine GK Involvement Timeline



33

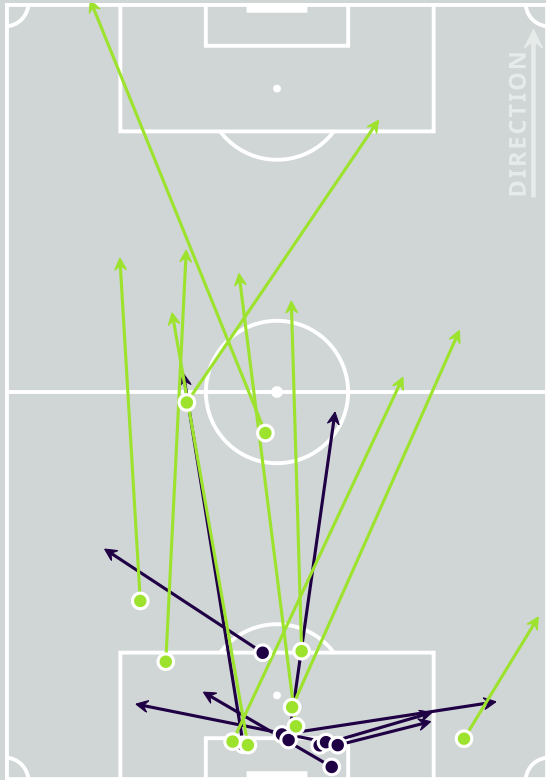
Total Involvements

Goalkeeping Distribution



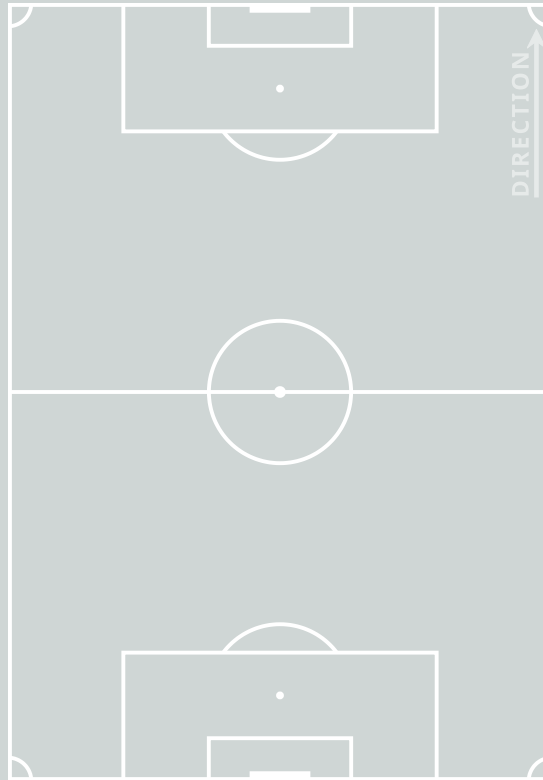
Goalkeeping Distribution

Kick from Feet



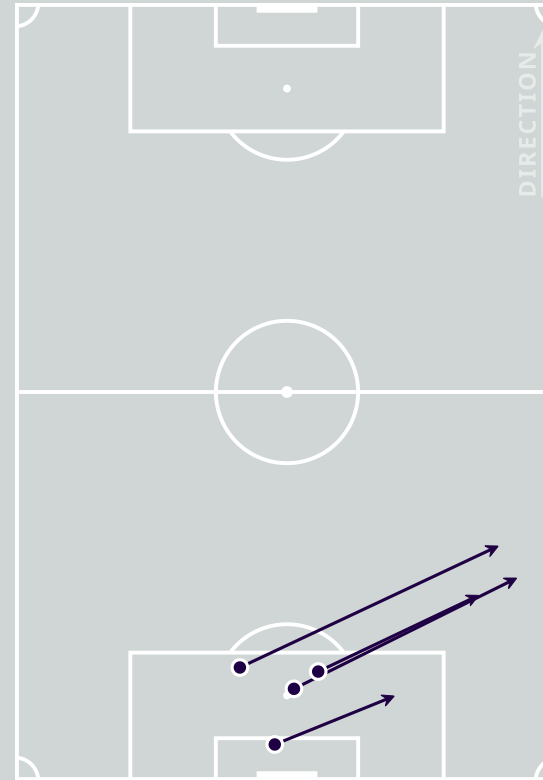
● Complete ● Incomplete

Kick from Hands



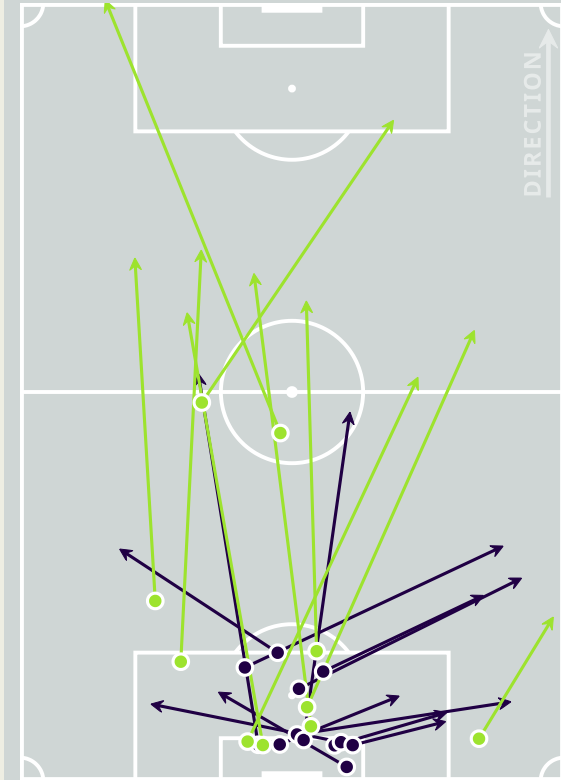
● Complete ● Incomplete

Throw Distribution



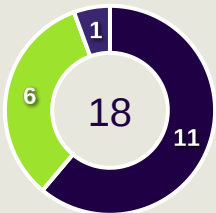
● Complete ● Incomplete

Total Distributions



● Complete ● Incomplete

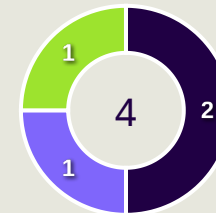
- Play Onto
- Play Into
- Play Around
- Play Through
- Play Beyond
- Other



- Side Kick
- From Hands
- Drop Kick

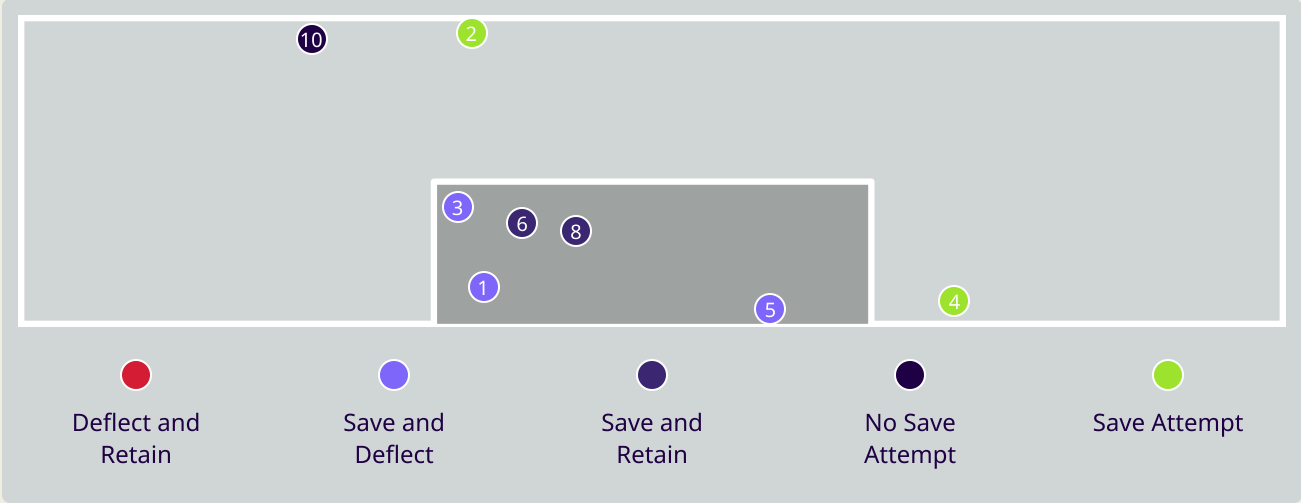
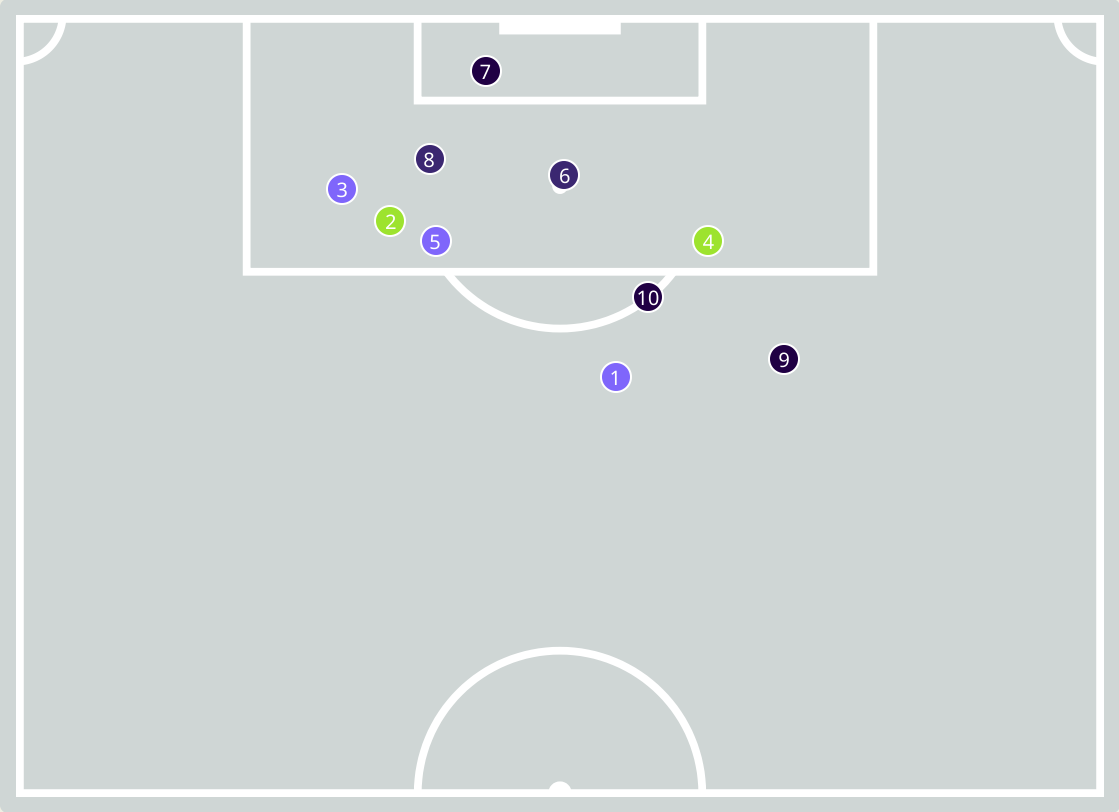

0

- Over Arm
- Under Arm
- Side Arm
- Chest



Goalkeeper Line Breaks

Goal Prevention



Deflect and Retain Save and Deflect Save and Retain No Save Attempt Save Attempt

Intervention Type



Deflect & Retain Save & Deflect
Save & Retain No Save Attempt
Save Attempt

Intervention Body Type



Head Hands Upper Body
Lower Body Feet

11

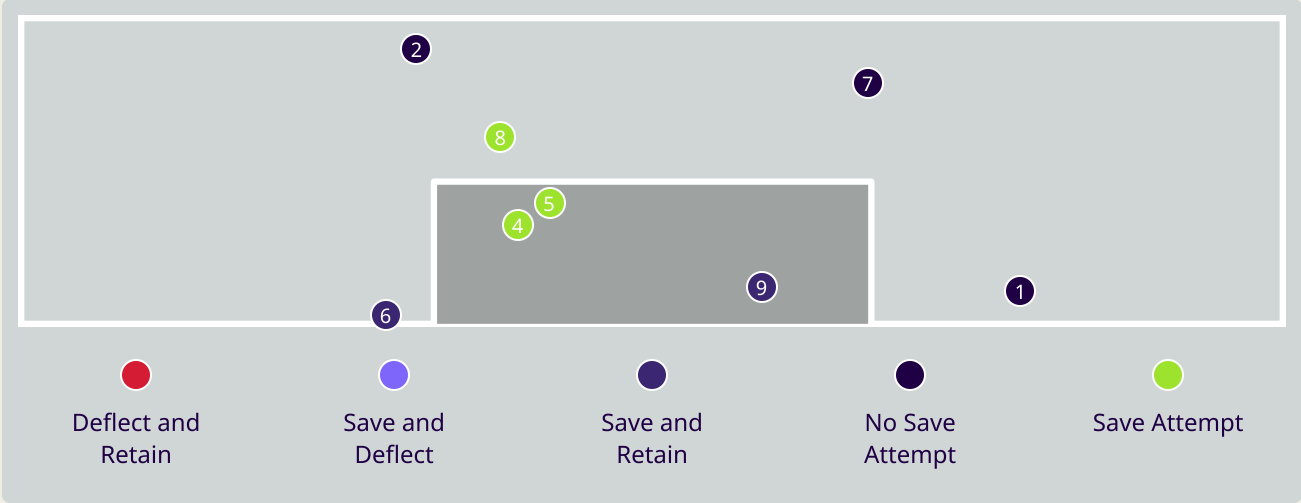
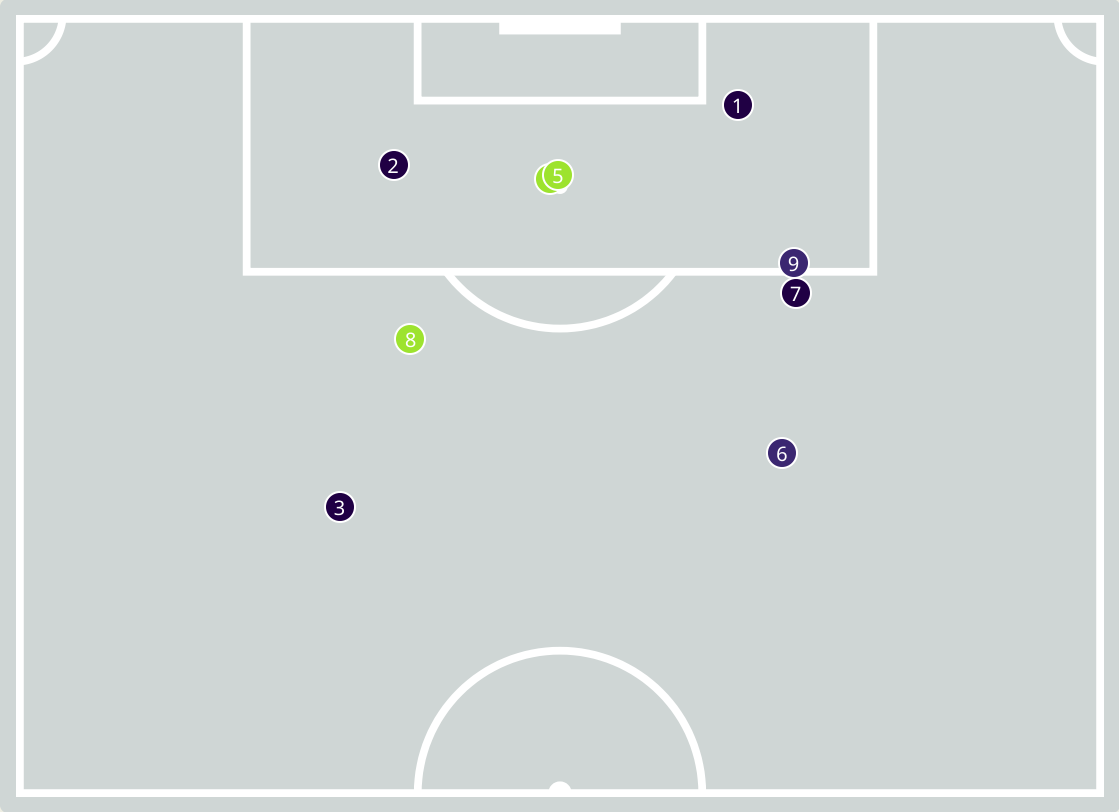
Total Attempts on Goal Faced

80

Save %

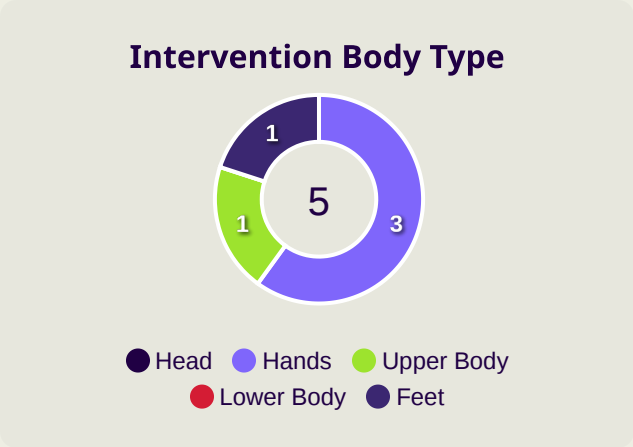
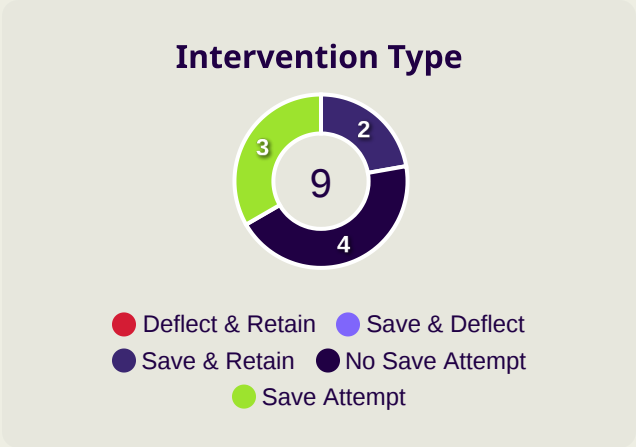
Total Attempts on Goal Faced	Total Goal Interventions	Save & Retain	Deflect & Retain	Save & Deflect	Save Attempt	No Save Attempt
11	5	2	0	3	2	4

Goal Prevention



Total Attempts on Goal Faced

Save %



Total Attempts on Goal Faced	Total Goal Interventions	Save & Retain	Deflect & Retain	Save & Deflect	Save Attempt	No Save Attempt
9	2	2	0	0	3	4

Qatar



Aerial Control

2
Total Interventions

0

Complete

1

Punches

1

Incomplete

1

Complete

1

Claims

0

Incomplete

0

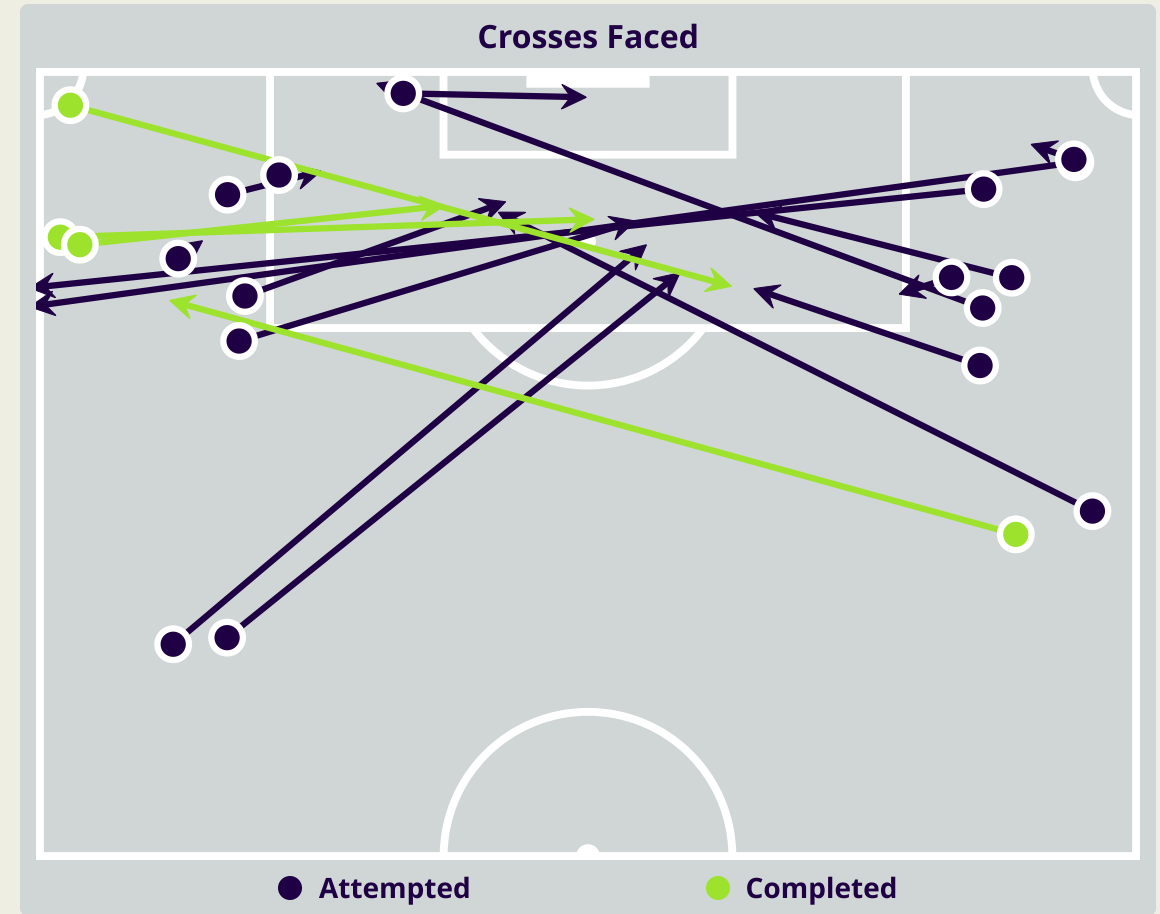
Complete

0

Tipped/Palmed

0

Incomplete



Delivery Types Faced

Total	In Swing	Out Swing	Driven	Lofted	Cutback	Push
26	8	7	1	8	0	2

Aerial Control



1

Total Interventions

1

Complete

1

Punches

0

Incomplete

0

Complete

0

Claims

0

Incomplete

0

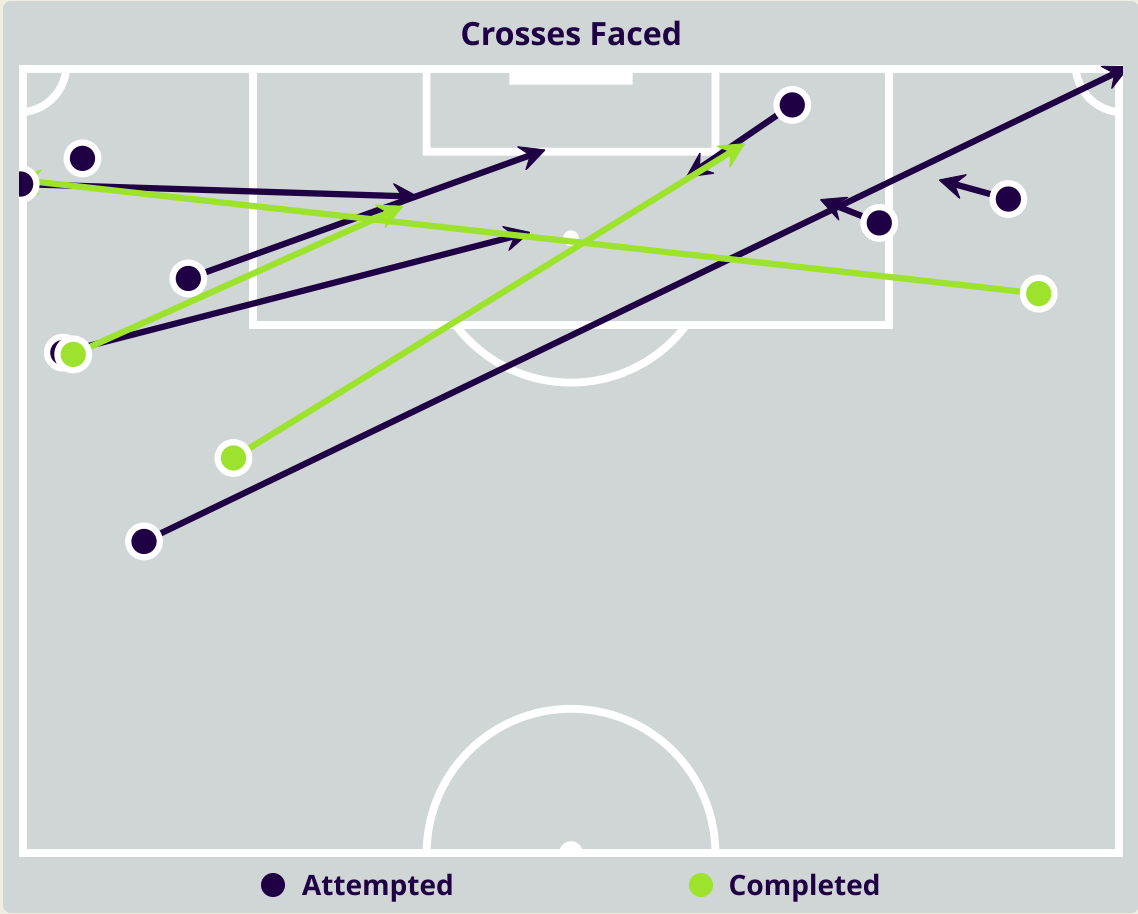
Complete

0

Tipped/Palmed

0

Incomplete



Delivery Types Faced


Total	In Swing	Out Swing	Driven	Lofted	Cutback	Push
15	3	7	1	1	1	2

SET PLAYS



Qatar v Palestine

Set Plays



43

Total Set Plays

16

Total Free Kicks

1

Total Penalties

4

Total Corners

22

Total Throw Ins

Free Kicks	
Type	Total
Direct	14
Direct (on target)	0
Direct (off target)	2
Indirect	2

Corners			
Delivery Type	From Left Side	From Right Side	Total
Direct to Area	0	3	3
Short	1	0	1

Edge of Penalty Area	0	0	0
----------------------	---	---	---

Corners	
Delivery Style	Total
Inswing	0
Outswing	2
Driven	1

Set Plays



Free Kicks	
Type	Total
Direct	11
Direct (on target)	0
Direct (off target)	0
Indirect	1

Corners			
Delivery Type	From Left Side	From Right Side	Total
Direct to Area	4	1	5
Short	1	0	1
Edge of Penalty Area	0	0	0

Corners	
Delivery Style	Total
Inswing	3
Outswing	1
Driven	1

INDIVIDUAL DATA IN POSSESSION




Qatar v Palestine

In Possession - Distributions



#	Player	Passes Attempted	Passes Completed	Pass Completion %	Switches of Play	Crosses Attempted	Crosses Completed	Line Breaks Attempted	Line Breaks Completed	Line Break Completion %	Ball Progressions	Take Ons	Step Ins	Attempts at Goal	Goals
22	MESHAAL BARSHAM	25	19	76%	0	0	0	8	4	50%	0	0	0	0	0
2	PEDRO MIGUEL	34	28	82%	1	1	0	9	5	55%	1	1	0	0	0
4	MOHAMMED WAAD	44	38	86%	2	4	1	7	5	71%	2	2	0	0	0
10	HASSAN ALHAYDOS	22	18	82%	1	2	0	6	5	83%	1	1	0	2	1
11	AKRAM AFIF	32	21	66%	0	7	3	15	8	53%	0	0	0	2	1
12	LUCAS MENDES	78	70	90%	1	0	0	31	26	83%	0	0	0	0	0
15	BASSAM ALRAWI	53	45	85%	3	0	0	19	14	73%	0	0	0	1	0
16	BOUALEM KHOUKHI	53	53	100%	1	0	0	5	5	100%	0	0	0	1	0
19	ALMOEZ ALI	18	13	72%	2	1	1	3	1	33%	1	0	1	1	0
20	AHMED FATHY	35	32	91%	0	0	0	6	5	83%	1	1	0	0	0
24	JASSEM GABER	22	17	77%	0	0	0	3	3	100%	1	1	0	0	0
3	ALMAHDI ALI	1	1	100%	0	0	0	1	1	100%	0	0	0	0	0
5	TAREK SALMAN	22	21	95%	0	0	0	3	3	100%	0	0	0	0	0
6	ABDULAZIZ HATEM	8	3	38%	0	0	0	0	0	0%	1	1	0	1	0
25	AHMED ALGANEHI	10	7	70%	0	0	0	2	2	100%	1	1	0	1	0

In Possession - Offers & Receptions



			Offer movement types						
#	Player	Total Offers	In Front	In Between	Out to In	In to Out	In Behind	No Movement	Offers Received
22	MESHAAL BARSHAM	2	0	0	0	0	0	2	1
2	PEDRO MIGUEL	28	2	1	1	0	9	15	7
4	MOHAMMED WAAD	14	5	0	0	0	1	8	11
10	HASSAN ALHAYDOS	23	4	7	2	3	4	3	8
11	AKRAM AFIF	55	8	14	1	2	21	9	15
12	LUCAS MENDES	10	4	1	0	0	0	5	6
15	BASSAM ALRAWI	3	0	0	0	0	1	2	3
16	BOUALEM KHOUKHI	1	0	0	0	0	0	1	0
19	ALMOEZ ALI	51	6	18	0	3	20	4	17
20	AHMED FATHY	20	19	0	0	0	0	1	9
24	JASSEM GABER	52	18	26	3	1	0	4	10
3	ALMAHDI ALI	0	0	0	0	0	0	0	0
5	TAREK SALMAN	0	0	0	0	0	0	0	0
6	ABDULAZIZ HATEM	3	1	1	0	0	1	0	1
25	AHMED ALGANEHI	12	2	1	1	0	4	4	4

In Possession - Distributions



#	Player	Passes Attempted	Passes Completed	Pass Completion %	Switches of Play	Crosses Attempted	Crosses Completed	Line Breaks Attempted	Line Breaks Completed	Line Break Completion %	Ball Progressions	Take Ons	Step Ins	Attempts at Goal	Goals
22	HAMADA Rami	22	12	55%	0	0	0	9	2	22%	0	0	0	0	0
5	SALEH Mohammed	27	22	81%	1	1	0	12	10	83%	0	0	0	1	0
6	KHAROUB Oday	19	15	79%	0	2	1	3	1	33%	0	0	0	0	0
7	BATTAT Musab	61	43	70%	1	2	0	32	21	65%	2	0	2	0	0
9	SEYAM Tamer	10	5	50%	0	3	1	4	2	50%	0	0	0	0	0
10	ABUWARDA Mahmoud	25	21	84%	2	4	0	11	9	81%	3	2	1	1	0
11	DABBAGH Oday	25	17	68%	0	1	0	5	3	60%	0	0	0	4	1
12	SALDANA Camilo	38	25	66%	1	4	1	14	6	42%	0	0	0	0	0
15	TERMANINI Michel	23	17	74%	1	0	0	7	3	42%	1	0	1	0	0
18	MAHAJNEH Ameen	25	21	84%	1	1	1	8	7	87%	0	0	0	2	0
20	QUNBAR Zeid	6	3	50%	0	0	0	1	0	0%	0	0	0	1	0
3	RASHID Mohammed	14	13	93%	0	4	2	6	5	83%	0	0	0	0	0
13	QUMBOR Shehab	1	1	100%	0	0	0	0	0	0%	0	0	0	0	0
21	BATRAN Islam	15	13	87%	0	4	0	2	1	50%	0	0	0	1	0

In Possession - Offers & Receptions




			Offer movement types						
#	Player	Total Offers	In Front	In Between	Out to In	In to Out	In Behind	No Movement	Offers Received
22	HAMADA Rami	4	0	0	0	0	0	4	2
5	SALEH Mohammed	5	0	0	0	0	0	5	2
6	KHAROUB Oday	11	3	2	0	1	3	2	4
7	BATTAT Musab	12	2	0	0	0	2	8	4
9	SEYAM Tamer	16	1	1	1	0	10	3	3
10	ABUWARDA Mahmoud	44	12	5	3	9	5	10	19
11	DABBAGH Oday	27	0	9	0	1	15	2	5
12	SALDANA Camilo	22	5	1	0	1	5	10	9
15	TERMANINI Michel	20	4	0	0	0	0	16	4
18	MAHAJNEH Ameer	27	16	8	0	0	0	3	5
20	QUNBAR Zeid	19	1	2	1	0	11	4	1
3	RASHID Mohammed	8	1	3	0	1	3	0	2
13	QUMBOR Shehab	8	0	3	0	0	4	1	2
21	BATRAN Islam	15	1	1	1	2	7	3	8

INDIVIDUAL DATA OUT OF POSSESSION



Qatar v Palestine

Out of Possession



#	Player	Tackles Made / Won	Blocks	Interceptions	Pressing Direct	Pressing Indirect	Duels Won - Aerial	Duels Won - Physical	Possession Contests won	Clearances	Loose Ball Receptions	Pushing On	Pushing On into Pressing	Possession Regains	Possession Interrupted
22	MESHAAL BARSHAM	0 / 0	0	0	0	0	0	0	0	1	4	0	0	7	0
2	PEDRO MIGUEL	3 / 1	3	1	3	11	1	0	1	5	2	9	4	6	3
4	MOHAMMED WAAD	1 / 0	5	0	3	16	3	0	3	4	7	11	5	6	2
10	HASSAN ALHAYDOS	0 / 0	1	0	0	5	0	0	1	0	3	6	3	1	0
11	AKRAM AFIF	1 / 0	0	0	2	19	1	0	1	0	5	19	13	0	1
12	LUCAS MENDES	0 / 0	4	0	3	4	7	0	7	12	8	11	3	7	7
15	BASSAM ALRAWI	2 / 0	1	1	0	0	2	0	2	1	1	1	0	4	2
16	BOUALEM KHOUKHI	0 / 0	0	0	0	1	0	0	0	3	1	0	0	1	2
19	ALMOEZ ALI	1 / 0	6	0	3	15	5	0	6	0	2	20	8	2	2
20	AHMED FATHY	8 / 1	3	2	10	13	3	0	4	7	3	20	10	6	6
24	JASSEM GABER	4 / 0	0	0	7	7	3	0	3	1	3	17	7	2	1
3	ALMAHDI ALI	0 / 0	1	1	0	3	0	0	0	1	1	2	1	2	1
5	TAREK SALMAN	3 / 0	0	1	4	3	1	0	1	3	1	5	2	3	2
6	ABDULAZIZ HATEM	0 / 0	0	0	0	3	1	0	1	0	1	8	3	0	0
25	AHMED ALGANEHI	6 / 1	2	0	5	8	0	0	1	3	4	8	7	2	5

Out of Possession



#	Player	Tackles Made / Won	Blocks	Interceptions	Pressing Direct	Pressing Indirect	Duels Won - Aerial	Duels Won - Physical	Possession Contests won	Clearances	Loose Ball Receptions	Pushing On	Pushing On into Pressing	Possession Regains	Possession Interrupted
22	HAMADA Rami	0 / 0	0	0	0	0	0	0	0	1	1	0	0	5	1
5	SALEH Mohammed	1 / 0	1	2	2	2	1	0	1	8	3	7	0	6	2
6	KHAROUB Oday	2 / 0	4	0	4	25	0	0	0	2	2	27	11	2	5
7	BATTAT Musab	2 / 0	2	1	1	5	1	0	1	5	8	12	2	6	3
9	SEYAM Tamer	1 / 0	2	0	5	21	0	0	0	0	2	19	13	2	1
10	ABUWARDA Mahmoud	4 / 0	3	3	6	22	1	0	1	2	6	30	16	5	3
11	DABBAGH Oday	1 / 0	4	0	2	36	2	0	3	0	9	18	12	2	2
12	SALDANA Camilo	7 / 2	1	0	8	10	1	0	1	6	3	33	11	8	4
15	TERMANINI Michel	2 / 0	1	2	2	4	0	0	0	6	4	14	4	5	6
18	MAHAJNEH Ameer	5 / 1	1	0	5	12	2	0	3	2	5	32	4	7	4
20	QUNBAR Zeid	2 / 0	0	0	5	28	5	0	5	0	1	24	14	0	0
3	RASHID Mohammed	0 / 0	1	0	0	0	0	0	1	0	5	2	0	2	0
13	QUMBOR Shehab	0 / 0	0	0	0	3	1	0	1	0	0	2	2	0	0
21	BATRAN Islam	2 / 0	2	0	1	3	2	0	2	0	4	3	3	2	0

INDIVIDUAL DATA PHYSICAL



Qatar v Palestine

Physical Data



#	Player	Total Distance (m)	Zone 1: 0-7 km/h (m)	Zone 2: 7-15 km/h (m)	Zone 3: 15-20 km/h (m)	Zone 4: 20-25 km/h (m)	Zone 5: 25+ km/h (m)	High Speed Runs (Zone 4)	Sprints (Zone 5)	Top Speed (km/h)
22	MESHAAL BARSHAM	4961.4	3604.0	1093.8	193.4	51.5	18.8	6.0	2.0	28.6
2	PEDRO MIGUEL	9960.3	4101.7	3931.0	1216.8	519.0	191.8	66.0	19.0	31.8
4	MOHAMMED WAAD	10771.6	3910.3	4220.5	1594.4	722.4	323.9	105.0	18.0	31.8
10	HASSAN ALHAYDOS	6998.0	2435.3	2990.2	1163.6	358.2	50.7	47.0	7.0	27.7
11	AKRAM AFIF	9816.5	4563.0	3091.6	1089.6	692.3	380.1	93.0	27.0	34.4
12	LUCAS MENDES	9715.7	3981.7	4018.9	1259.2	351.7	104.1	53.0	9.0	29.6
15	BASSAM ALRAWI	4555.5	2129.0	1833.4	482.8	95.9	14.4	12.0	2.0	27.1
16	BOUALEM KHOUKHI	4344.1	2102.1	1773.5	326.6	67.4	74.6	13.0	5.0	29.7
19	ALMOEZ ALI	10738.8	4667.0	3905.9	1295.4	565.9	304.6	90.0	22.0	32.2
20	AHMED FATHY	11018.3	3900.0	4351.4	2068.7	527.4	170.8	74.0	15.0	30.7
24	JASSEM GABER	9730.1	3719.3	4036.8	1524.9	423.9	25.1	49.0	4.0	26.8
3	ALMAHDI ALI	798.6	428.3	262.8	63.5	36.9	7.0	6.0	2.0	25.3
5	TAREK SALMAN	5325.7	1848.5	2393.1	753.3	261.8	69.0	36.0	6.0	32.4
6	ABDULAZIZ HATEM	4568.0	1222.7	1969.0	999.8	309.0	67.5	33.0	5.0	29.8
25	AHMED ALGANEHI	5479.6	2170.9	2245.5	630.4	283.4	149.5	44.0	16.0	32.0

Physical Data



#	Player	Total Distance (m)	Zone 1: 0-7 km/h (m)	Zone 2: 7-15 km/h (m)	Zone 3: 15-20 km/h (m)	Zone 4: 20-25 km/h (m)	Zone 5: 25+ km/h (m)	High Speed Runs (Zone 4)	Sprints (Zone 5)	Top Speed (km/h)
22	HAMADA Rami	3739.6	3037.7	627.2	54.0	20.7	0	4.0	0	23.3
5	SALEH Mohammed	9120.3	4671.8	3157.2	937.6	301.9	51.7	36.0	6.0	29.3
6	KHAROUB Oday	8696.1	2442.0	3828.6	1697.8	523.5	204.1	72.0	14.0	30.5
7	BATTAT Musab	10264.1	4040.8	4183.8	1354.9	544.5	140.1	64.0	15.0	29.6
9	SEYAM Tamer	7184.4	2265.6	3301.9	891.1	507.3	218.5	70.0	15.0	30.3
10	ABUWARDA Mahmoud	10798.4	3982.1	4380.0	1563.8	719.5	153.1	88.0	17.0	31.2
11	DABBAGH Oday	11419.2	4191.9	4435.3	1837.7	700.4	253.9	104.0	23.0	32.8
12	SALDANA Camilo	10597.6	3971.6	4719.7	1449.6	430.6	26.0	55.0	3.0	28.6
15	TERMANINI Michel	9777.9	4216.9	3974.5	1179.9	323.9	82.8	41.0	7.0	30.1
18	MAHAJNEH Ameer	11085.2	3808.1	4721.6	1848.7	570.5	136.3	66.0	13.0	30.4
20	QUNBAR Zeid	9971.2	3528.5	4671.5	1267.3	340.3	163.7	46.0	7.0	30.8
3	RASHID Mohammed	2705.7	825.9	1228.8	566.3	84.8	0	12.0	0	24.8
13	QUMBOR Shehab	1649.6	566.2	665.5	182.1	148.6	87.2	22.0	7.0	31.9
21	BATRAN Islam	4826.7	1606.4	1919.8	820.6	405.9	73.9	45.0	8.0	29.6



AFC
ASIAN CUP
QATAR 2023™