



AFC
ASIAN CUP
QATAR 2023™



Uzbekistan 2 - 1 Thailand

Round of 16 - Match 41

30 January 2024

14:30 Kick Off

Al Janoub Stadium

POST MATCH SUMMARY REPORT

Match Summary - Teams



Uzbekistan

2 — 1



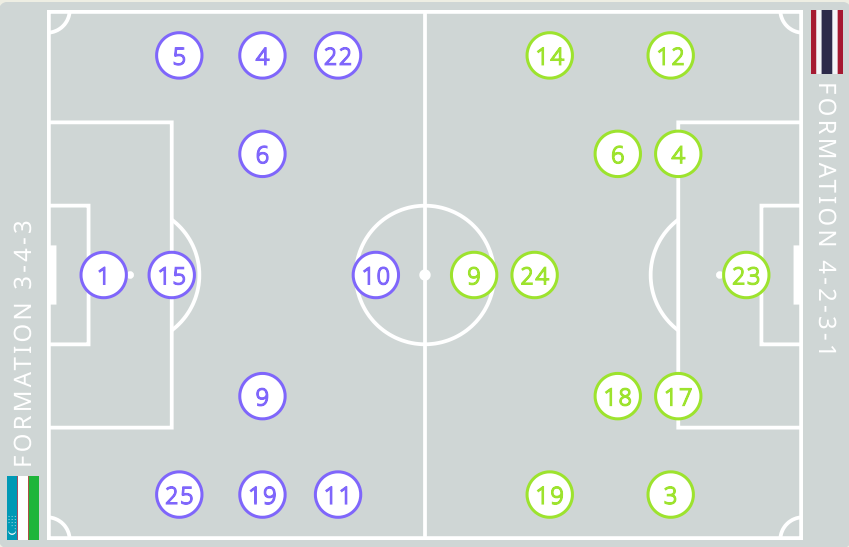
Thailand

STARTING

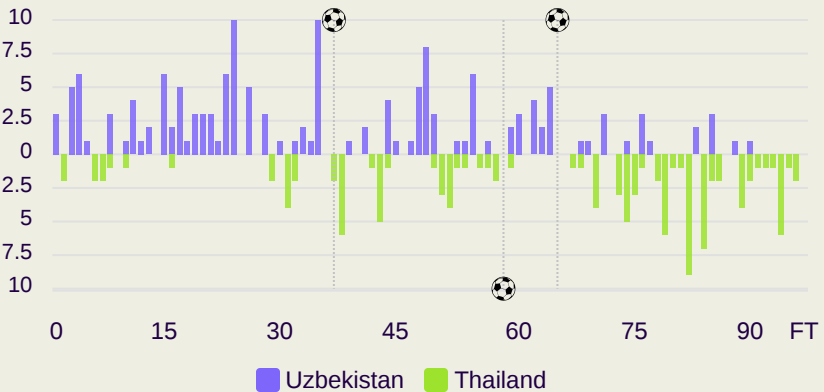
1	GK	YUSUPOV Utkir	
4	DF	SAYFIEV Farrukh	
5	DF	ASHURMATOV Rustam	
6	MF	KHOLMATOV Diyor	
9	MF	HAMROBEKOV Odiljon	
10	MF	MASHARIPOV Jaloliddin (C)	↓ 82'
11	MF	URUNOV Oston	↓ 67'
15	DF	ESHMURODOV Umar	
19	MF	TURGUNBOEV Azizbek	⚽ 37' ↓ 81'
22	MF	FAYZULLAEV Abbosbek	⚽ 65' ↓ 90+1'
25	DF	KHUSANOV Abdukodir	🟡 87'

SUBSTITUTES

12	GK	NEMATOV Abduvohid	
16	GK	ERGASHEV Botirali	
2	DF	KHAMRALIEV Mukhammadkodir	
3	DF	ALIJONOV Khojiakbar	
7	MF	SHUKUROV Otabek	
8	MF	ISKANDEROV Jamshid	↑ 82'
13	DF	NASRULLAEV Sherzod	
14	MF	BOLTABOEV Jamshid	↑ 90+1'
17	FW	ABDIKHOLIKOV Bobur	
18	DF	ABDULLAEV Abdulla	
20	MF	ERKINOV Khojimat	↑ 67'
21	FW	SERGEEV Igor	
23	MF	UMAROV Shokhboz	
24	FW	AMONOV Azizbek	
26	DF	ABDIRAKHMATOV Zafarmurod	↑ 81'



Distribution in the Final Third



STARTING

	KHAMMAI Patiwat	GK	23	
	(C) BUNMATHAN Theerathon	DF	3	
	DOLAH Elias	DF	4	
↓ 82'	YOOYEN Sarach	MF	6	
	CHAIDED Supachai	FW	9	
	MICKELSON Nicholas	DF	12	
↓ 73'	POOMCHANTUEK Rungrath	MF	14	
	HEMVIBOON Pansa	DF	17	
↓ 82'	POMPHAN Weerathep	MF	18	
↓ 45'	CHAROENRATTANAPIROM Pathompon	MF	19	
↓ 45'	KANITSRIBAMPEN Worachit	MF	24	

SUBSTITUTES

	TEDSUNGNOEN Siwarak	GK	1	
	ANUIN Saranon	GK	20	
	CHANNGOM Santiphap	DF	2	
	KAMAN Kritsada	MF	5	
⚽ 58' ↑ 45'	SARACHAT Supachok	MF	7	
↑ 82'	AUTRA Picha	MF	8	
↑ 45'	MUEANTA Suphanat	FW	10	
	PHALA Bordin	MF	11	
	WONGGORN Jaroensak	MF	13	
	POEIPHIMAI Teerasak	FW	15	
	PRAISUWAN Jakkapan	DF	16	
	BUREERAT Suphanan	DF	21	
↑ 73'	PROMSRIKAEW Channarong	MF	22	
↑ 82'	CHAMRATSAMEE Peeradon	MF	25	
	THONGSONG Suphan	DF	26	

Match Summary - Key Statistics



Uzbekistan



Thailand



Possession			
Total	<div><div>41.1%</div><div>11.2%</div><div>47.7%</div></div>	Total	
2	Goals	1	
13 (5)	Attempts at Goal (On Target)	8 (3)	
495 (403)	Total Passes (Complete)	605 (508)	
81 %	Pass Completion %	84 %	
84	Completed Line Breaks	102	
10	Defensive Line Breaks	4	
125	Receptions in the Final Third	68	
10	Crosses	21	
14	Ball Progressions	18	
245 (51)	Defensive Pressures Applied (Direct Pressures)	227 (43)	
78	Forced Turnovers	80	
81	Second Balls	86	
118 km	Total Distance Covered	114.9 km	
6.1 km	Zone 4 – Low Speed Sprinting: 20-25 km/h	5.8 km	



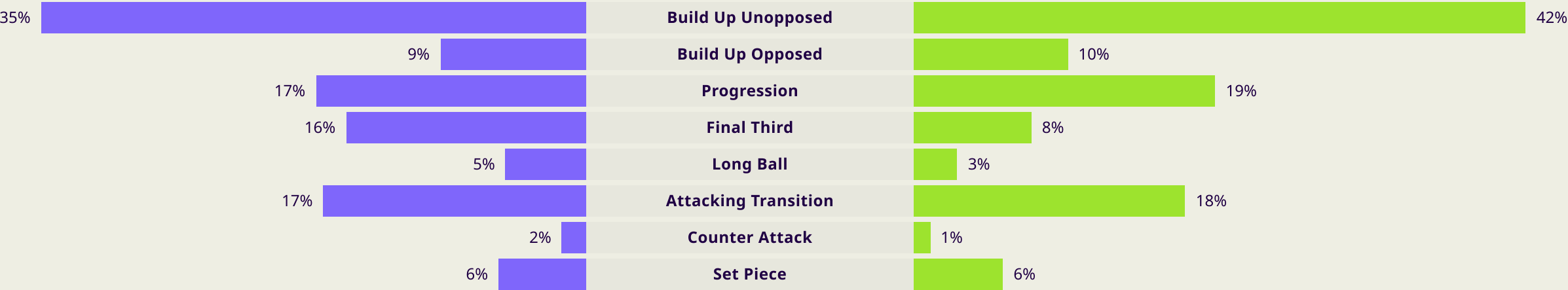
Uzbekistan

Phases of Play

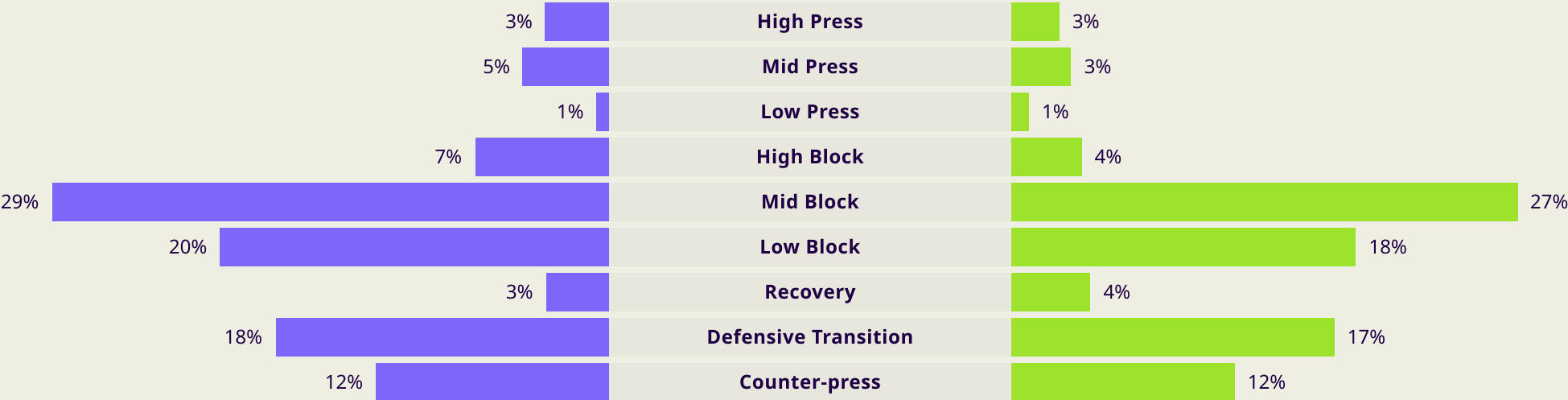
Thailand



IN POSSESSION



OUT OF POSSESSION

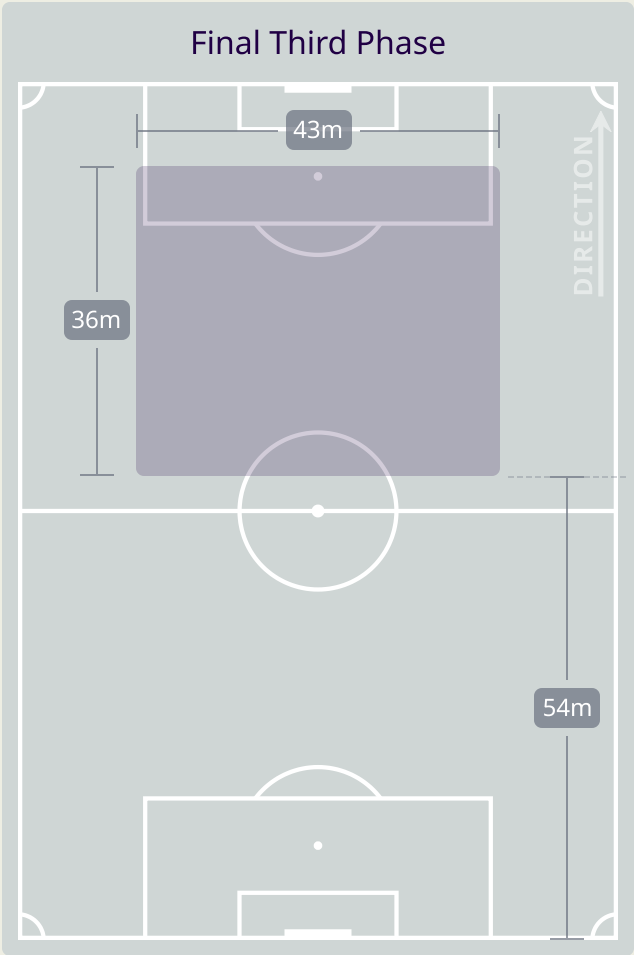
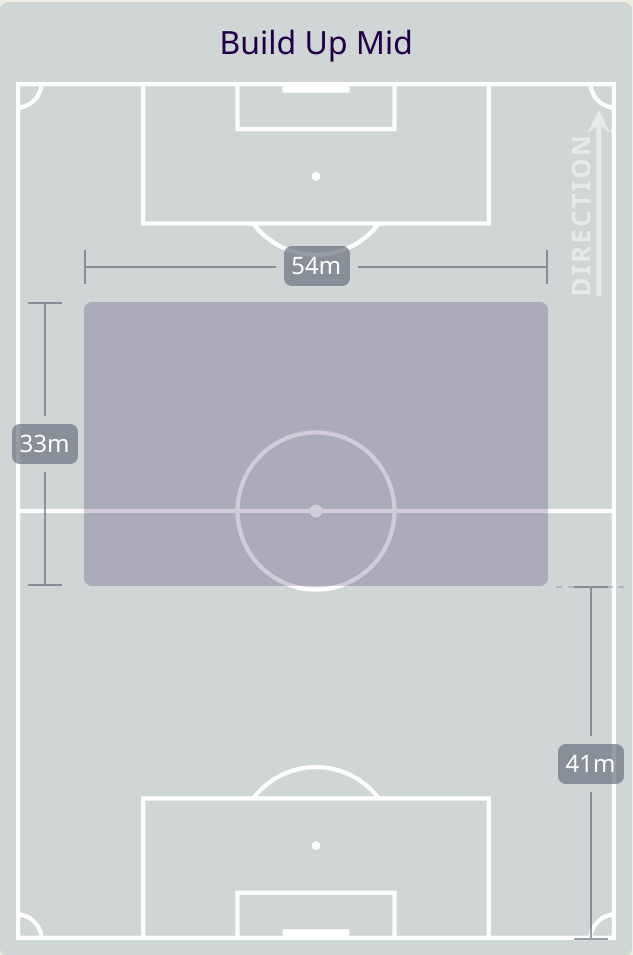
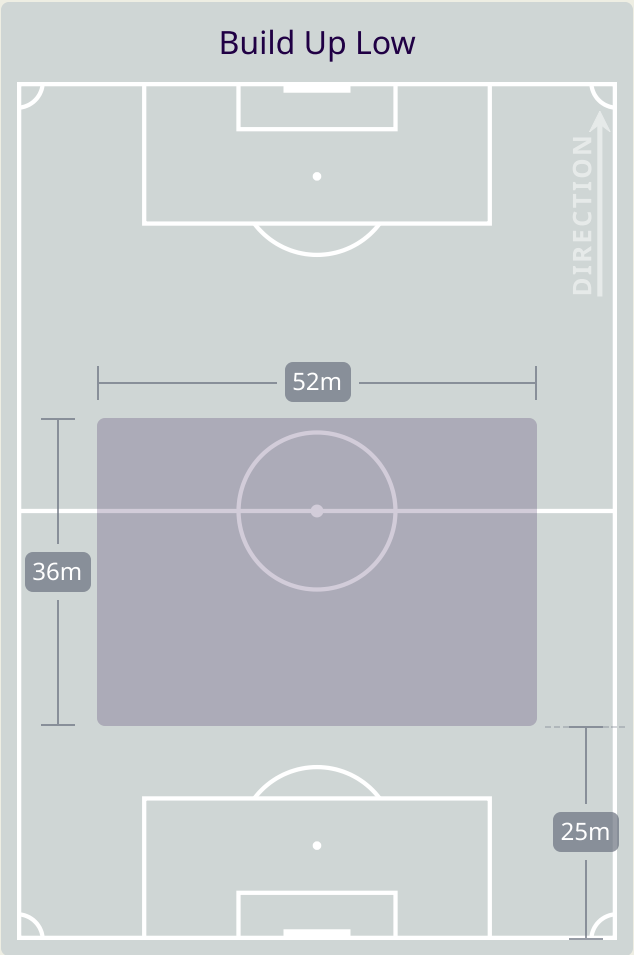


IN POSSESSION

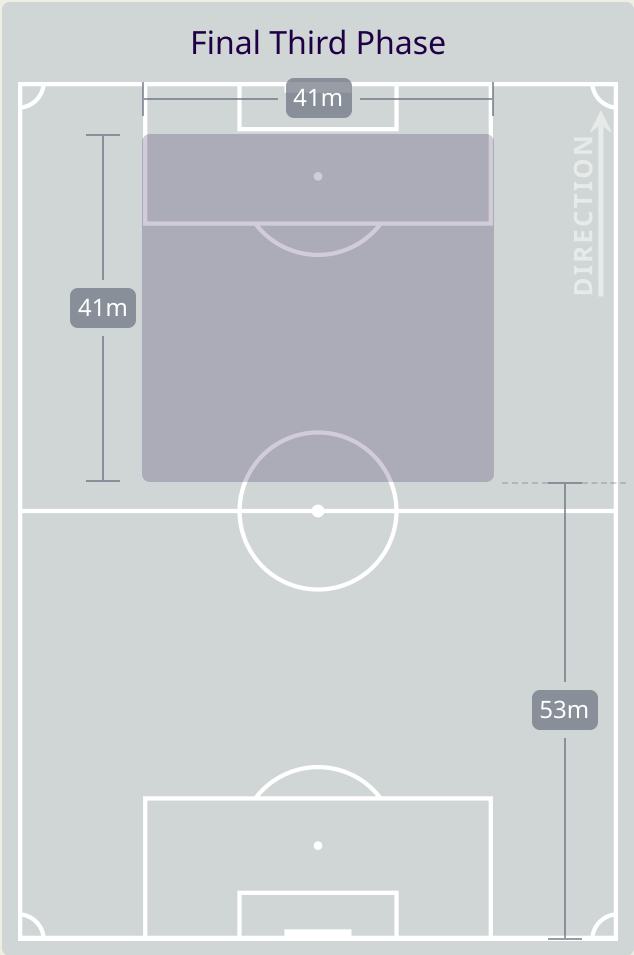
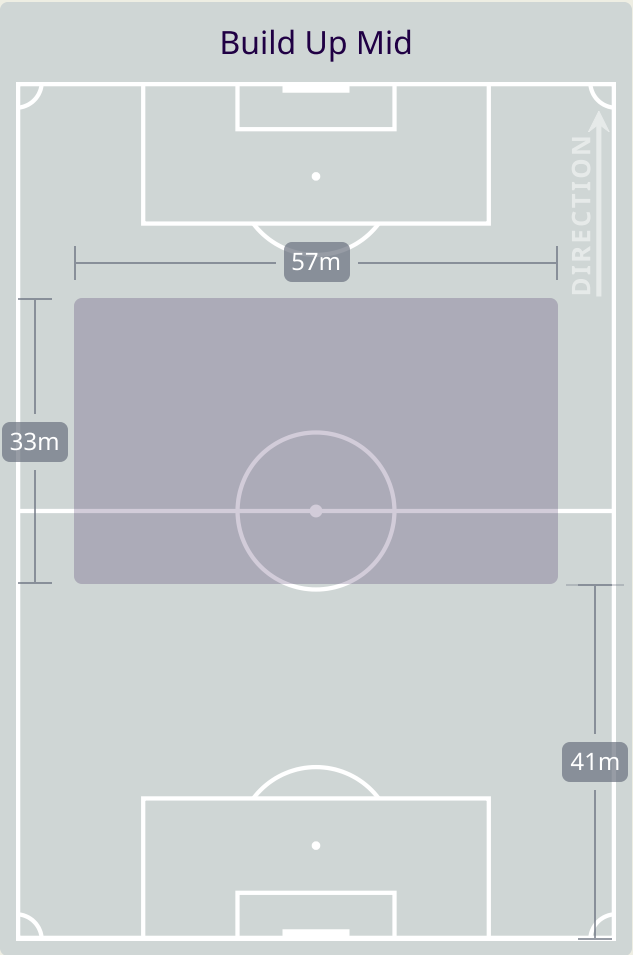
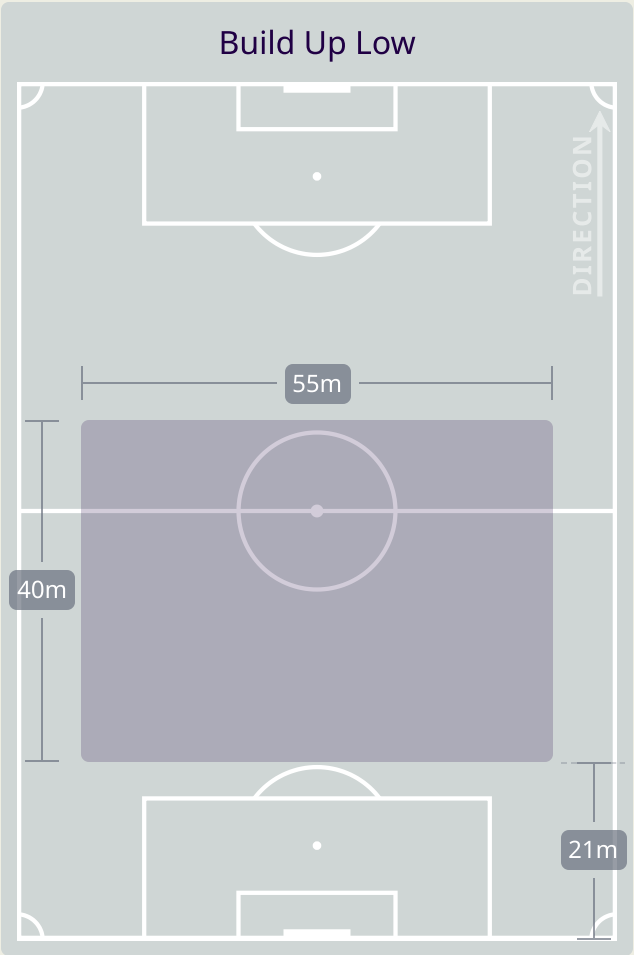


Uzbekistan v Thailand

In Possession Line Height & Team Length



In Possession Line Height & Team Length



Line Breaks



Uzbekistan

Attempted Line Breaks

144

33 Attempted

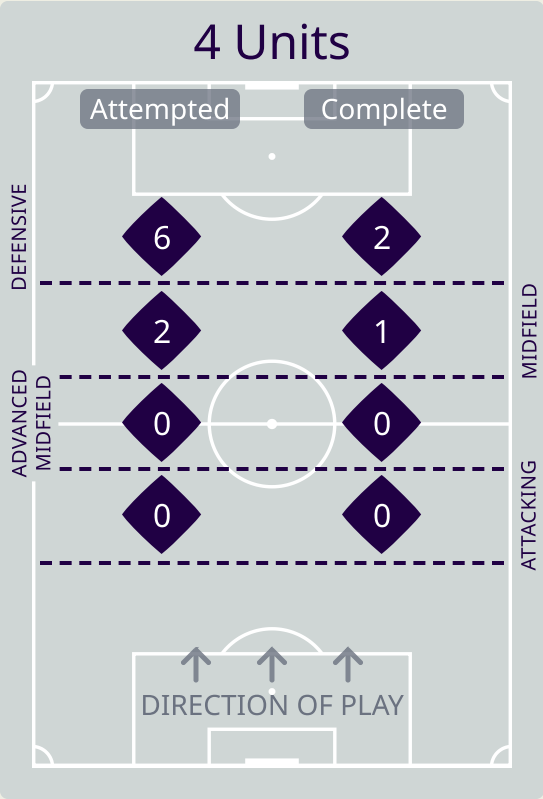
22 Complete

39 Attempted

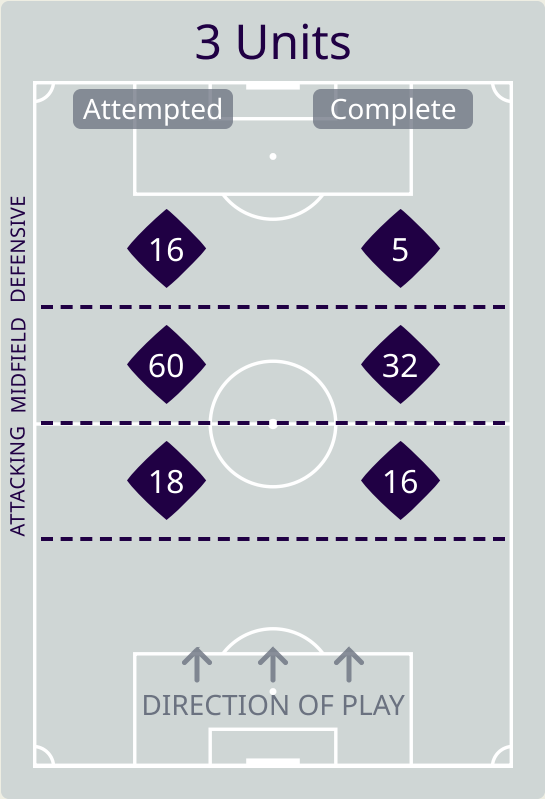
32 Complete

72 Attempted

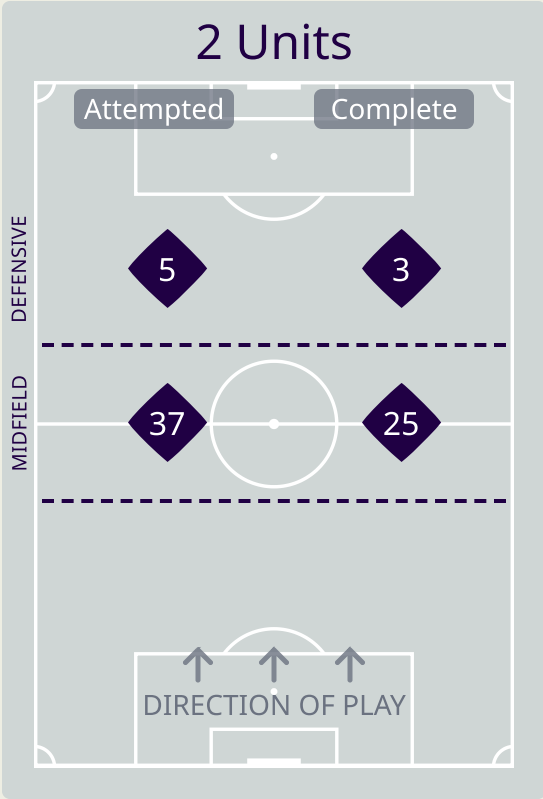
30 Complete



Attempted Line Breaks	8
Inside Shape	4
Outside Shape	4



Attempted Line Breaks	94
Inside Shape	66
Outside Shape	28



Attempted Line Breaks	42
Inside Shape	28
Outside Shape	14

Line Breaks



Attempted Line Breaks

152

39

32

Attempted Complete

58

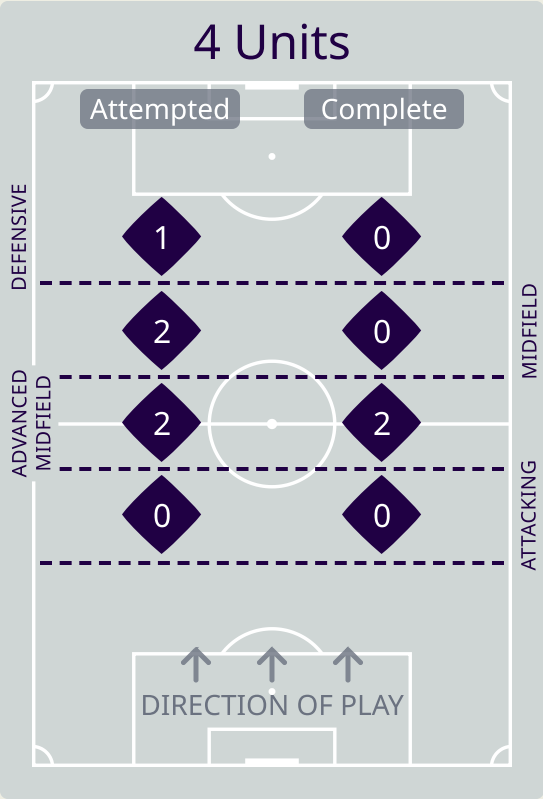
49

Attempted Complete

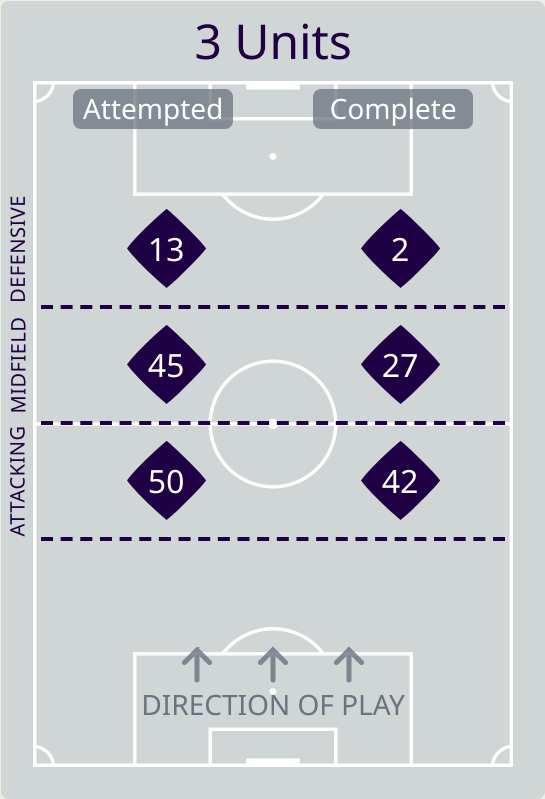
55

21

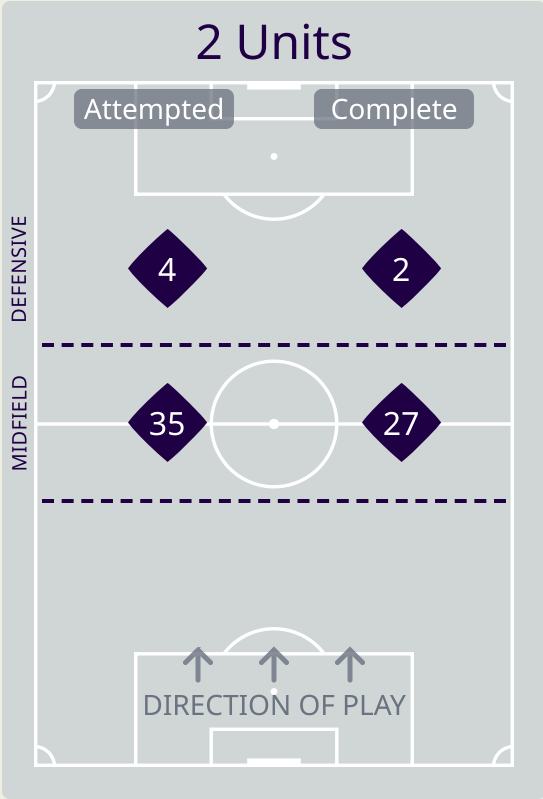
Attempted Complete



Attempted Line Breaks	5
Inside Shape	4
Outside Shape	1



Attempted Line Breaks	108
Inside Shape	67
Outside Shape	41



Attempted Line Breaks	39
Inside Shape	22
Outside Shape	17

Line Breaks



					4 Units				3 Units			2 Units		Direction			Distribution Type		
#	Player	Line Breaks Attempted	Line Breaks Completed	Line Break Completion %	Attacking Line	Attacking Midfield Line	Midfield Line	Defensive Line	Attacking Line	Midfield Line	Defensive Line	Midfield Line	Defensive Line	Through	Around	Over	Pass	Cross	Ball Progression
1	YUSUPOV Utkir	22	10	45%	0	0	0	1	3	15	0	3	0	1	0	21	22	0	0
4	SAYFIEV Farrukh	14	10	71%	0	0	1	0	1	5	0	6	1	1	5	8	14	0	0
5	ASHURMATOV Rustam	18	10	55%	0	0	0	3	3	5	1	6	0	4	6	8	18	0	0
6	KHOLMATOV Diyor	8	7	87%	0	0	0	0	3	1	1	3	0	1	3	4	8	0	0
9	HAMROBEKOV Odiljon	16	10	62%	0	0	0	0	3	7	2	4	0	6	6	4	16	0	0
10	MASHARIPOV Jaloliddin	20	10	50%	0	0	0	0	0	4	6	7	3	10	3	7	20	0	0
11	URUNOV Oston	2	1	50%	0	0	0	0	1	1	0	0	0	1	1	0	2	0	0
15	ESHMURODOV Umar	10	4	40%	0	0	0	0	1	7	1	1	0	0	3	7	10	0	0
19	TURGUNBOEV Azizbek	9	7	77%	0	0	0	0	1	5	0	3	0	2	4	3	9	0	0
22	FAYZULLAEV Abbosbek	7	5	71%	0	0	0	0	0	3	2	2	0	4	1	2	6	1	0
25	KHUSANOV Abdukodir	14	9	64%	0	0	1	1	2	6	2	2	0	3	5	6	14	0	0
8	ISKANDEROV Jamshid	3	0	0%	0	0	0	1	0	0	1	0	1	0	2	1	2	0	1
14	BOLTABOEV Jamshid	0	0	0%	0	0	0	0	0	0	0	0	0	0	0	0	0	0	0
20	ERKINOV Khojimat	0	0	0%	0	0	0	0	0	0	0	0	0	0	0	0	0	0	0
26	ABDIRAKHMATOV Zafarmurod	1	1	100%	0	0	0	0	0	1	0	0	0	0	0	1	1	0	0

Line Breaks



					4 Units				3 Units			2 Units		Direction			Distribution Type		
#	Player	Line Breaks Attempted	Line Breaks Completed	Line Break Completion %	Attacking Line	Attacking Midfield Line	Midfield Line	Defensive Line	Attacking Line	Midfield Line	Defensive Line	Midfield Line	Defensive Line	Through	Around	Over	Pass	Cross	Ball Progression
23	KHAMMAI Patiwat	11	6	54%	0	0	0	0	7	4	0	0	0	1	0	10	11	0	0
3	BUNMATHAN Theerathon	42	28	66%	0	1	1	0	15	10	2	13	0	6	24	12	40	2	0
4	DOLAH Elias	21	10	47%	0	0	0	1	8	4	2	6	0	4	6	11	21	0	0
6	YOOYEN Sarach	5	5	100%	0	0	0	0	1	1	0	3	0	3	2	0	5	0	0
9	CHAIDED Supachai	1	0	0%	0	0	0	0	0	0	0	1	0	1	0	0	1	0	0
12	MICKELSON Nicholas	10	9	90%	0	1	0	0	2	4	3	0	0	2	4	4	8	1	1
14	POOMCHANTUEK Rungrath	7	5	71%	0	0	0	0	1	4	1	0	1	5	0	2	6	1	0
17	HEMVIBOON Pansa	11	7	63%	0	0	1	0	6	2	1	1	0	3	3	5	11	0	0
18	POMPHAN Weerathep	20	17	85%	0	0	0	0	10	5	1	3	1	5	8	7	20	0	0
19	CHAROENRATTANAPIROM Pathompon	2	1	50%	0	0	0	0	0	1	0	1	0	1	1	0	2	0	0
24	KANITSRIBAMPEN Worachit	2	1	50%	0	0	0	0	0	1	1	0	0	1	1	0	2	0	0
7	SARACHAT Supachok	11	8	72%	0	0	0	0	0	5	1	3	2	6	4	1	11	0	0
8	AUTRA Picha	1	0	0%	0	0	0	0	0	1	0	0	0	1	0	0	1	0	0
10	MUEANTA Suphanat	4	3	75%	0	0	0	0	0	2	1	1	0	0	3	1	3	0	1
22	PROMSRIKAEW Channarong	2	1	50%	0	0	0	0	0	0	0	2	0	0	1	1	1	1	0
25	CHAMRATSAMEE Peeradon	2	1	50%	0	0	0	0	0	1	0	1	0	0	1	1	2	0	0

Passing Networks



#	Passes From ↓ to →	YUSUPOV Utkir	SAYFIEV Farrukh	ASHURMATOV Rustam	KHOLMATOV Diyor	HAMROBEKOV Odiljon	MASHARIPOV Jaloliddin	URUNOV Ostons	ESHMURODOV Umar	TURGUNBOEV Azizbek	FAYZULLAEV Abbosbek	KHUSANOV Abdukodir	ISKANDEROV Jamshid	BOLTABOEV Jamshid	ERKINOV Khojimat	ABDIRAKHMATOV Zafarmurod
1	YUSUPOV Utkir		3	3	0	1	0	0	1	2	2	3	0	0	0	0
4	SAYFIEV Farrukh	0		7	4	4	11	0	0	0	5	0	0	0	1	0
5	ASHURMATOV Rustam	4	8		5	5	4	0	4	1	2	5	0	0	0	0
6	KHOLMATOV Diyor	1	9	3		8	9	4	6	2	1	2	0	0	0	0
9	HAMROBEKOV Odiljon	1	5	3	2		7	1	3	9	2	7	0	0	1	0
10	MASHARIPOV Jaloliddin	0	7	1	7	6		7	1	3	8	2	0	0	0	0
11	URUNOV Ostons	0	1	0	4	0	8		0	3	1	0	0	0	0	0
15	ESHMURODOV Umar	4	1	14	0	2	0	1		1	0	18	0	0	0	0
19	TURGUNBOEV Azizbek	2	0	1	6	2	5	2	4		1	4	0	0	0	0
22	FAYZULLAEV Abbosbek	0	4	1	5	3	5	2	1	1		0	0	0	1	1
25	KHUSANOV Abdukodir	3	0	2	0	4	2	4	25	3	3		0	0	0	0
8	ISKANDEROV Jamshid	0	0	0	0	0	0	0	0	0	0	0		0	1	0
14	BOLTABOEV Jamshid	0	0	0	0	0	0	0	0	0	0	0	0		0	0
20	ERKINOV Khojimat	0	1	0	1	1	0	0	0	0	0	0	1	0		0
26	ABDIRAKHMATOV Zafarmurod	0	0	0	0	0	0	0	0	0	0	1	0	0	1	

Top 5 Player to Player Passers		
Player	Passed To	% of Total Team Passes
KHUSANOV Abdukodir	ESHMURODOV Umar	6.7%
ESHMURODOV Umar	KHUSANOV Abdukodir	4.8%
ESHMURODOV Umar	ASHURMATOV Rustam	3.7%
SAYFIEV Farrukh	MASHARIPOV Jaloliddin	2.9%

KHOLMATOV Diyor	MASHARIPOV Jaloliddin	2.4%
-----------------	-----------------------	------

Passing Networks

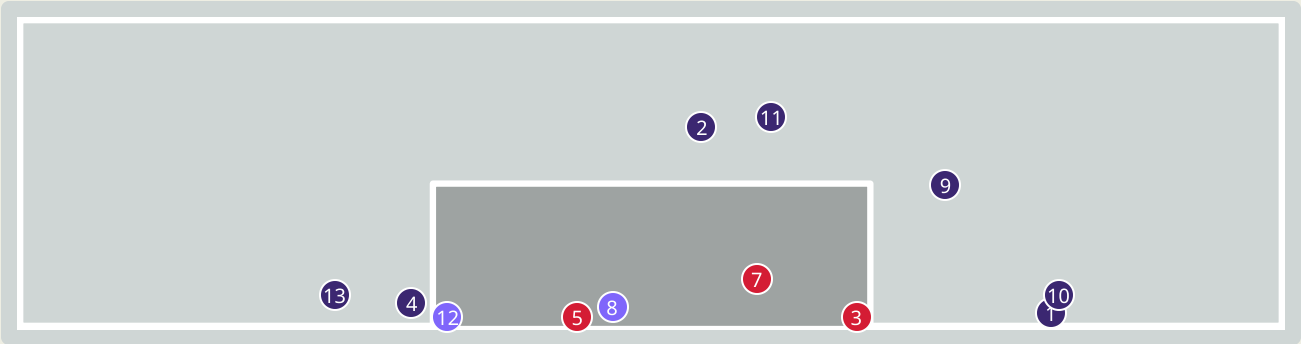
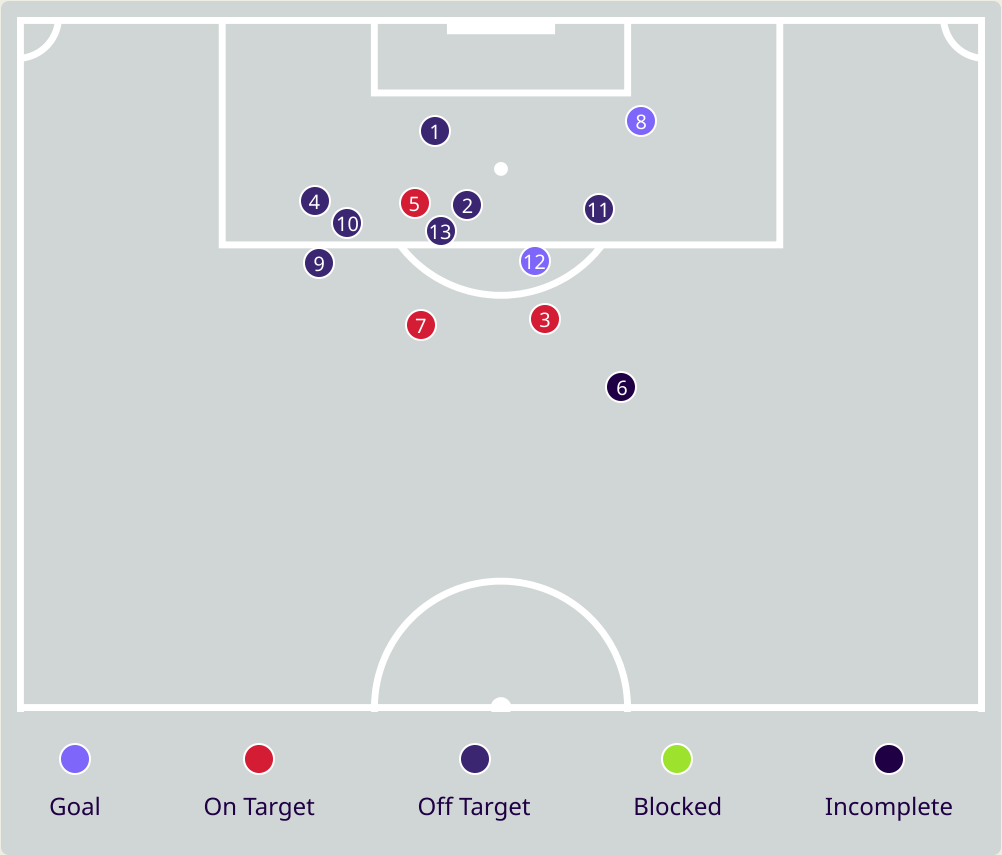







#	Passes From ↓ to →	KHAMMAI Patiwat	BUNMATHAN Theerathon	DOLAH Elias	YOOYEN Sarach	CHAIDED Supachai	MICKELSON Nicholas	POOMCHANTUEK Rungrath	HEMVIBOON Pansa	POMPHAN Weerathep	CHAROENRATTANAPIROM Pathompon	KANITSRIBAMPEN Worachit	SARACHAT Supachok	AUTRA Picha	MUEANTA Suphanat	PROMSRIKAEW Channarong	CHAMRATSAMEE Peeradon
23	KHAMMAI Patiwat		7	5	0	0	1	1	19	5	0	0	0	2	0	0	0
3	BUNMATHAN Theerathon	1		2	1	4	1	0	10	7	6	4	10	1	4	3	0
4	DOLAH Elias	7	1		5	0	9	1	27	9	1	0	0	3	0	0	1
6	YOOYEN Sarach	0	0	0		2	4	3	2	5	0	1	3	0	0	1	0
9	CHAIDED Supachai	0	3	1	0		0	1	0	1	2	1	3	0	1	0	0
12	MICKELSON Nicholas	1	0	10	2	0		4	1	2	0	0	1	1	0	1	0
14	POOMCHANTUEK Rungrath	0	1	0	1	1	1		0	2	1	2	0	0	1	0	0
17	HEMVIBOON Pansa	12	25	19	2	1	1	0		25	2	1	1	4	2	0	2
18	POMPHAN Weerathep	3	8	17	5	2	2	3	24		6	1	5	0	1	2	0
19	CHAROENRATTANAPIROM Pathompon	0	1	0	0	1	2	0	1	7		0	0	0	0	0	0
24	KANITSRIBAMPEN Worachit	0	1	0	0	2	0	1	0	6	0		0	0	0	0	0
7	SARACHAT Supachok	0	8	0	1	3	2	1	0	1	0	0		2	2	0	1
8	AUTRA Picha	0	1	2	0	0	0	0	8	0	0	0	0		0	0	1
10	MUEANTA Suphanat	0	2	1	0	5	0	0	0	0	0	0	1	0		0	1
22	PROMSRIKAEW Channarong	0	2	0	0	1	3	0	0	3	0	0	1	0	0		0
25	CHAMRATSAMEE Peeradon	0	0	2	0	0	1	0	0	0	0	0	1	1	0	0	

Top 5 Player to Player Passers		
Player	Passed To	% of Total Team Passes
DOLAH Elias	HEMVIBOON Pansa	5.6%
HEMVIBOON Pansa	BUNMATHAN Theerathon	5.2%
HEMVIBOON Pansa	POMPHAN Weerathep	5.2%
POMPHAN Weerathep	HEMVIBOON Pansa	5%

KHAMMAI Patiwat	HEMVIBOON Pansa	4%
-----------------	-----------------	----

Attempts at Goal



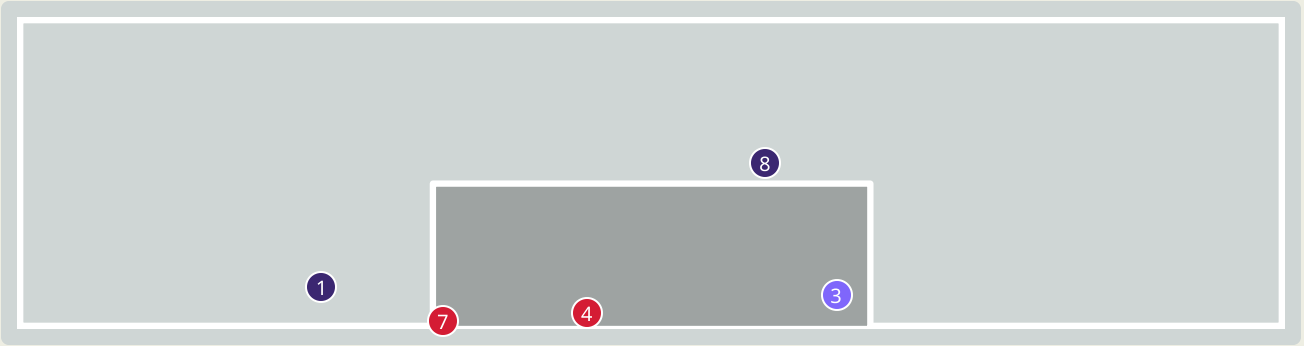
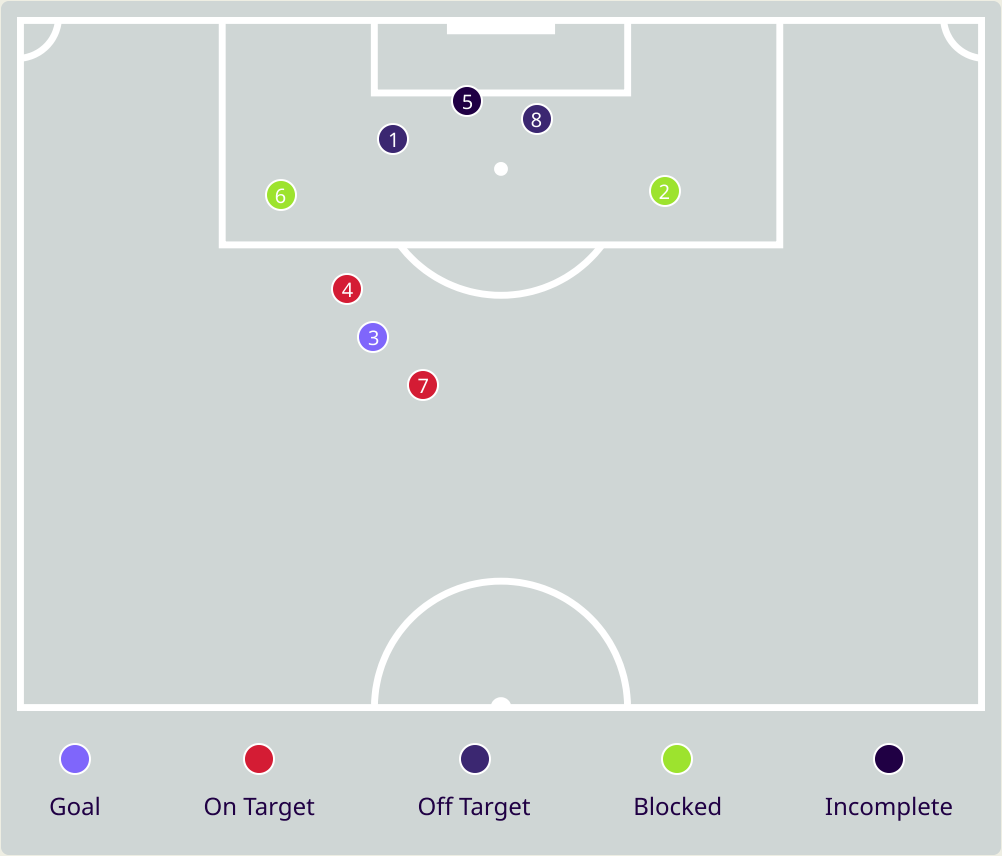
Key	Outcome	Shots
	Goals	2
	On Target	3
	Off Target	7
	Blocked	0
	Incomplete	1

Attempts at Goal



Time	Player	Outcome	Body Part	Delivery Type
17	11 URUNOV Oston	Off Target	Right Foot	Pass
19	11 URUNOV Oston	Deflected Off Target - Defensive Event	Right Foot	Loose Ball
21	10 MASHARIPOV Jaloliddin	On Target - Saved	Right Foot	Pass
22	9 HAMROBEKOV Odiljon	Off Target	Left Foot	Loose Ball
24	11 URUNOV Oston	On Target	Right Foot	Cross
30	9 HAMROBEKOV Odiljon	Incomplete	Right Foot	Loose Ball
30	6 KHOLMATOV Diyor	On Target - Saved	Right Foot	Loose Ball
36	19 TURGUNBOEV Azizbek	On Target - Goal	Left Foot	Pass
41	6 KHOLMATOV Diyor	Off Target	Right Foot	Pass
44	22 FAYZULLAEV Abbosbek	Off Target	Left Foot	Pass
48	11 URUNOV Oston	Deflected Off Target - Defensive Event	Right Foot	Pass
64	22 FAYZULLAEV Abbosbek	On Target - Goal	Right Foot	Pass
94	6 KHOLMATOV Diyor	Off Target	Right Foot	Loose Ball

Attempts at Goal



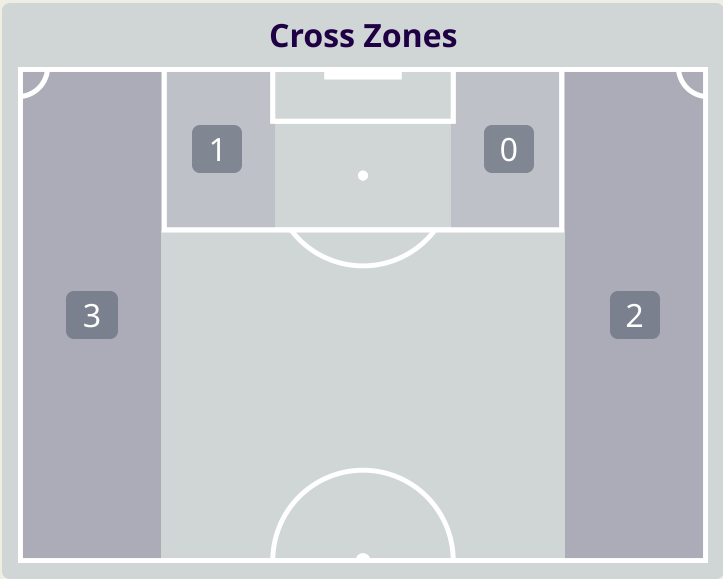
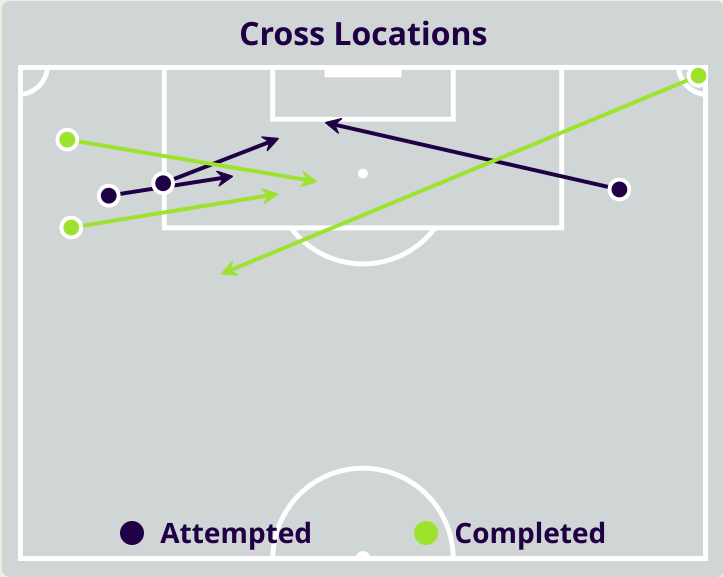
Key	Outcome	Shots
	Goals	1
	On Target	2
	Off Target	2
	Blocked	2
	Incomplete	1

Attempts at Goal

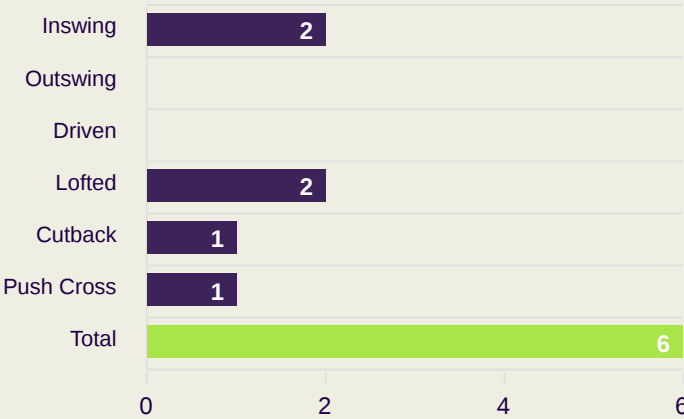


Time	Player	Outcome	Body Part	Delivery Type
7	4 DOLAH Elias	Off Target	Head	Corner
46	14 POOMCHANTUEK Rungrath	Incomplete - Blocked	Left Foot	Pass
57	7 SARACHAT Supachok	On Target - Goal	Right Foot	Pass
59	10 MUEANTA Suphanat	On Target - Saved	Right Foot	Pass
80	7 SARACHAT Supachok	Incomplete - Player On Ball Error	Head	Corner
84	7 SARACHAT Supachok	Incomplete - Blocked	Right Foot	Pass
87	7 SARACHAT Supachok	On Target - Saved	Right Foot	Freekick
92	4 DOLAH Elias	Off Target	Head	Freekick

Crosses (Open Play)



Delivery Type



Attempted

6

Completed

3

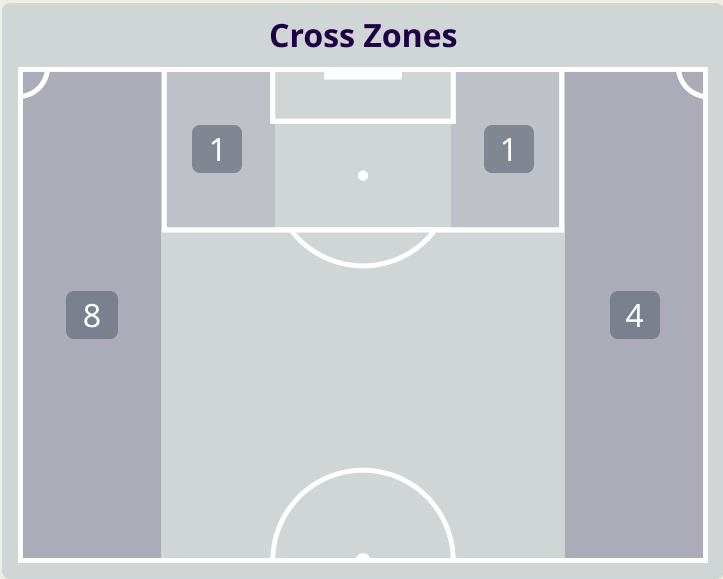
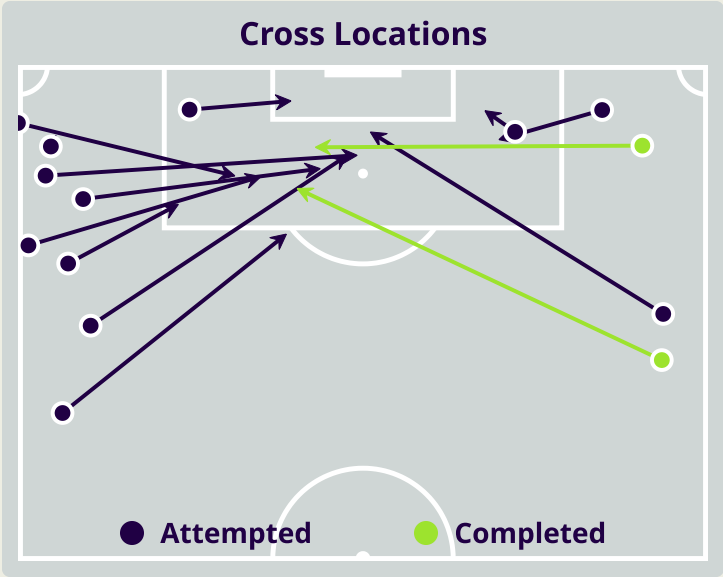
Most Crosses Attempted

3

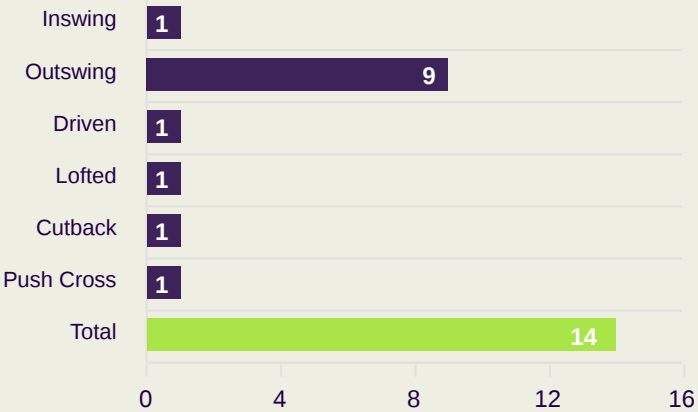
SAYFIEV Farrukh
LEFT MIDFIELD

#	Player	Inswing	Outswing	Driven	Lofted	Cutback	Push Cross	Total Attempted
1	YUSUPOV Utkir	0	0	0	0	0	0	0
4	SAYFIEV Farrukh	1	0	0	1	0	1	3
5	ASHURMATOV Rustam	0	0	0	0	0	0	0
6	KHOLMATOV Diyor	0	0	0	0	0	0	0
9	HAMROBEKOV Odiljon	0	0	0	0	0	0	0
10	MASHARIPOV Jaloliddin	0	0	0	0	0	0	0
11	URUNOV Oston	0	0	0	0	1	0	1
15	ESHMURODOV Umar	0	0	0	0	0	0	0
19	TURGUNBOEV Azizbek	1	0	0	0	0	0	1
22	FAYZULLAEV Abbosbek	0	0	0	1	0	0	1
25	KHUSANOV Abdukodir	0	0	0	0	0	0	0
8	ISKANDEROV Jamshid	0	0	0	0	0	0	0
14	BOLTABOEV Jamshid	0	0	0	0	0	0	0
20	ERKINOV Khojimat	0	0	0	0	0	0	0
26	ABDIRAKHMATOV Zafarmurod	0	0	0	0	0	0	0

Crosses (Open Play)



Delivery Type



Attempted

14

Completed

2

Most Crosses Attempted

4

BUNMATHAN Theerathon
LEFT BACK

#	Player	Inswing	Outswing	Driven	Lofted	Cutback	Push Cross	Total Attempted
23	KHAMMAI Patiwat	0	0	0	0	0	0	0
3	BUNMATHAN Theerathon	0	3	0	0	0	1	4
4	DOLAH Elias	0	0	0	0	0	0	0
6	YOOYEN Sarach	0	0	0	0	0	0	0
9	CHAIDED Supachai	0	1	0	0	0	0	1
12	MICKELSON Nicholas	0	3	0	0	0	0	3
14	POOMCHANTUEK Rungrath	0	0	0	1	0	0	1
17	HEMVIBOON Pansa	0	0	0	0	0	0	0
18	POMPHAN Weerathep	0	0	0	0	0	0	0
19	CHAROENRATTANAPIROM Pathompon	1	1	0	0	0	0	2
24	KANITSRIBAMPEN Worachit	0	0	1	0	0	0	1
7	SARACHAT Supachok	0	0	0	0	0	0	0
8	AUTRA Picha	0	0	0	0	0	0	0
10	MUEANTA Suphanat	0	0	0	0	0	0	0
22	PROMSRIKAEW Channarong	0	1	0	0	0	0	1
25	CHAMRATSAMEE Peeradon	0	0	0	0	1	0	1

Offering to Receive

253

Total Offers Made

83

Total Offers Received

Most Offers

54

FAYZULLAEV Abbosbek

LEFT WINGER

132

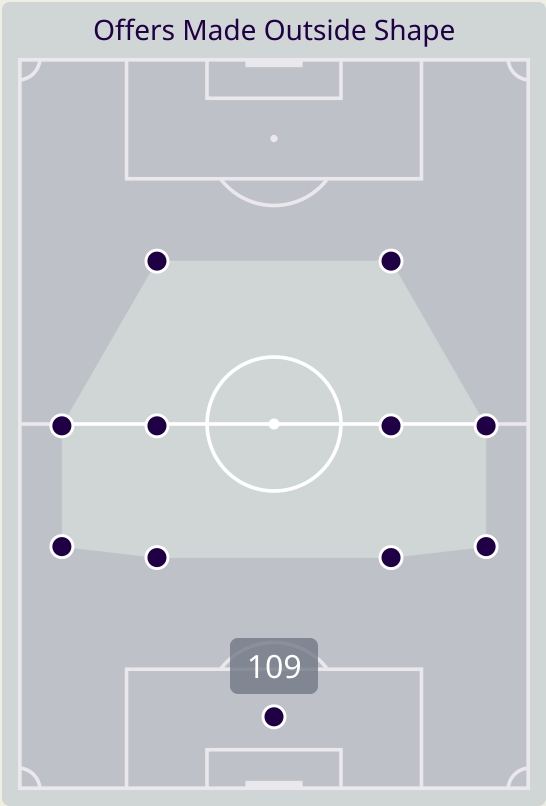
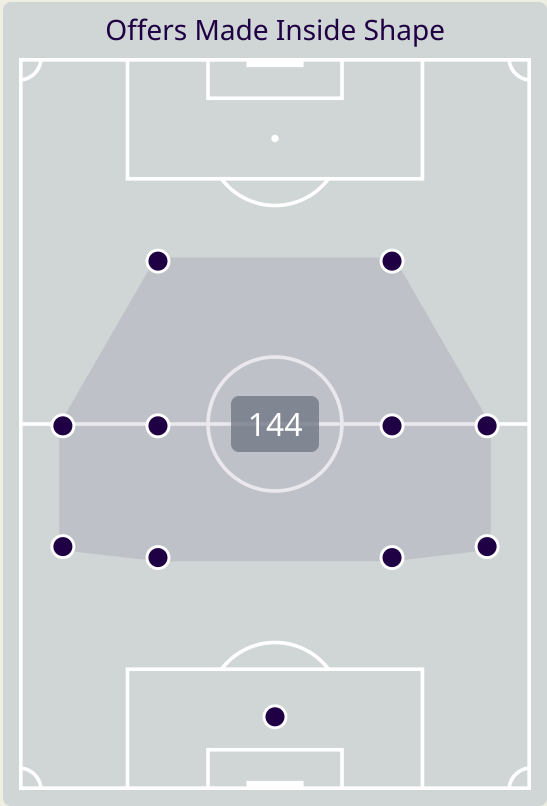
Offers Made in Final Third

105

Offers Made in Middle Third

16

Offers Made in Defensive Third



Uzbekistan

#	Player	Offers Made	Offers Received	% Made & Received
1	YUSUPOV Utkir	0	0	0%
4	SAYFIEV Farrukh	22	5	22.7%
5	ASHURMATOV Rustam	7	5	71.4%
6	KHOLMATOV Diyor	46	9	19.6%
9	HAMROBEKOV Odiljon	35	15	42.9%
10	MASHARIPOV Jaloliddin	35	14	40%
11	URUNOV Oston	24	10	41.7%
15	ESHMURODOV Umar	4	3	75%
19	TURGUNBOEV Azizbek	13	6	46.2%
22	FAYZULLAEV Abbosbek	54	13	24.1%
25	KHUSANOV Abdukodir	1	0	0%
8	ISKANDEROV Jamshid	2	0	0%
14	BOLTABOEV Jamshid	1	0	0%
20	ERKINOV Khojimat	8	2	25%
26	ABDIRAKHMATOV Zafarmurod	1	1	100%

Offering to Receive



338

Total Offers Made

130

Total Offers Received

Most Offers

42

BUNMATHAN Theerathon

LEFT BACK

151

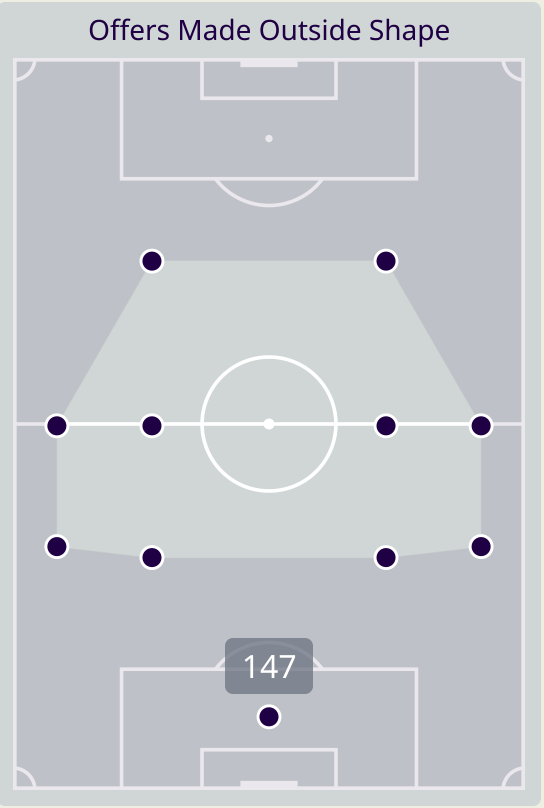
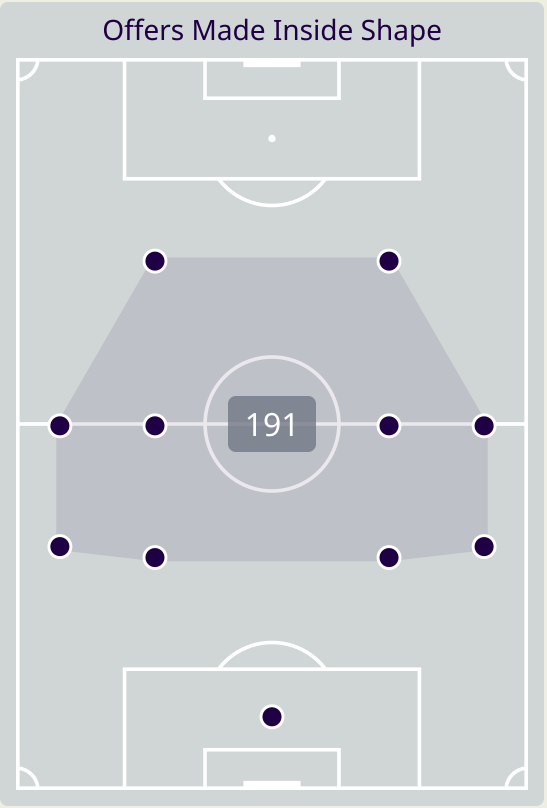
Offers Made in Final Third

149

Offers Made in Middle Third

38

Offers Made in Defensive Third



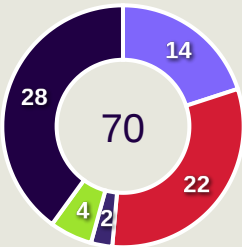
#	Player	Offers Made	Offers Received	% Made & Received
23	KHAMMAI Patiwat	1	1	100%
3	BUNMATHAN Theerathon	42	25	59.5%
4	DOLAH Elias	2	2	100%
6	YOOYEN Sarach	29	8	27.6%
9	CHAIDED Supachai	24	4	16.7%
12	MICKELSON Nicholas	24	3	12.5%
14	POOMCHANTUEK Rungrath	26	9	34.6%
17	HEMVIBOON Pansa	2	1	50%
18	POMPHAN Weerathep	36	25	69.4%
19	CHAROENRATTANAPIROM Pathompon	28	12	42.9%
24	KANITSRIBAMPEN Worachit	21	8	38.1%
7	SARACHAT Supachok	39	16	41%
8	AUTRA Picha	5	3	60%
10	MUEANTA Suphanat	41	6	14.6%
22	PROMSRIKAEW Channarong	13	4	30.8%
25	CHAMRATSAMEE Peeradon	5	3	60%

Movement to Receive

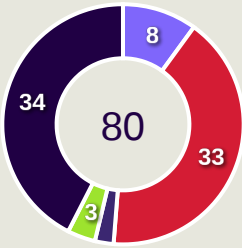


Movement Types by Phase

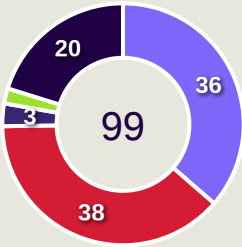
Final Third Phase



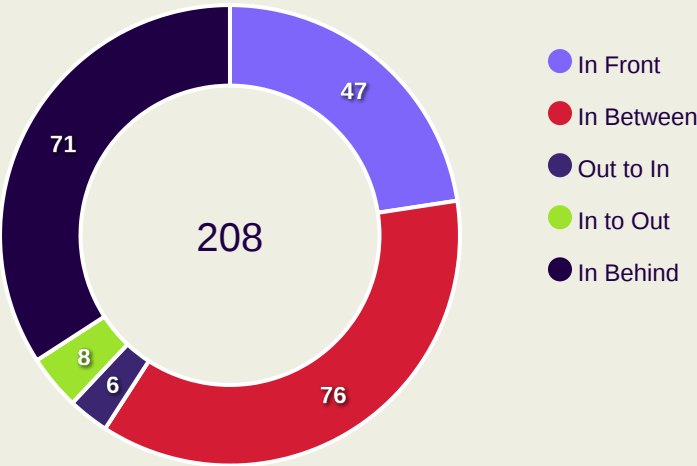
Progression Phase



Build Up Phase



All Movement Types

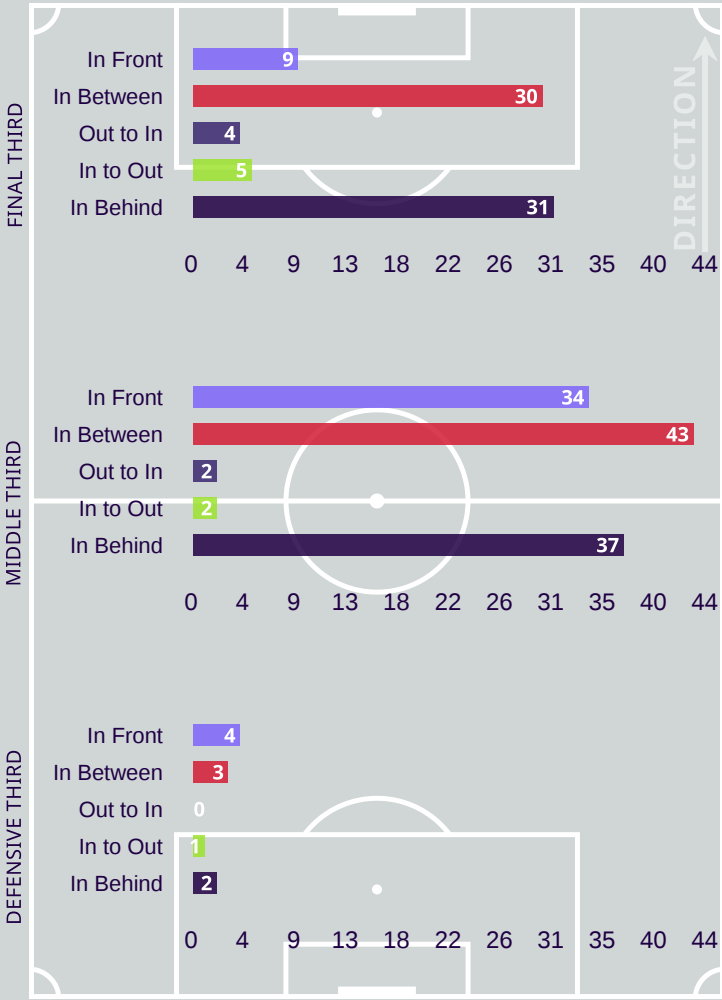


- In Front
- In Between
- Out to In
- In to Out
- In Behind

Top Ranked Players

Type	Player	Movements
In Front	9 HAMROBEKOV Odiljon	17
In Between	22FAYZULLAEV Abbosbek	24
Out to In	22FAYZULLAEV Abbosbek	3
In to Out	6 KHOLMATOV Diyor	3
In Behind	22FAYZULLAEV Abbosbek	20

Movement Types Pitch Third

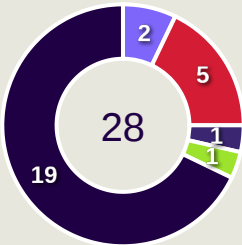


Movement to Receive

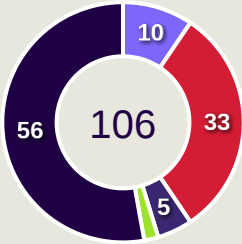


Movement Types by Phase

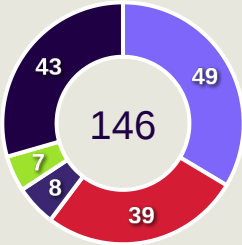
Final Third Phase



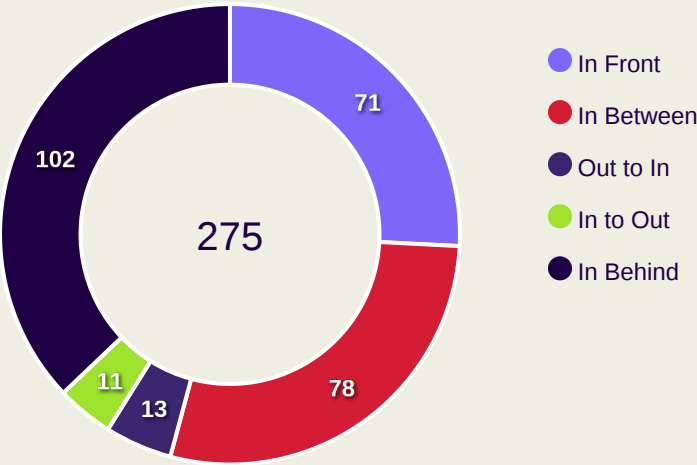
Progression Phase



Build Up Phase



All Movement Types

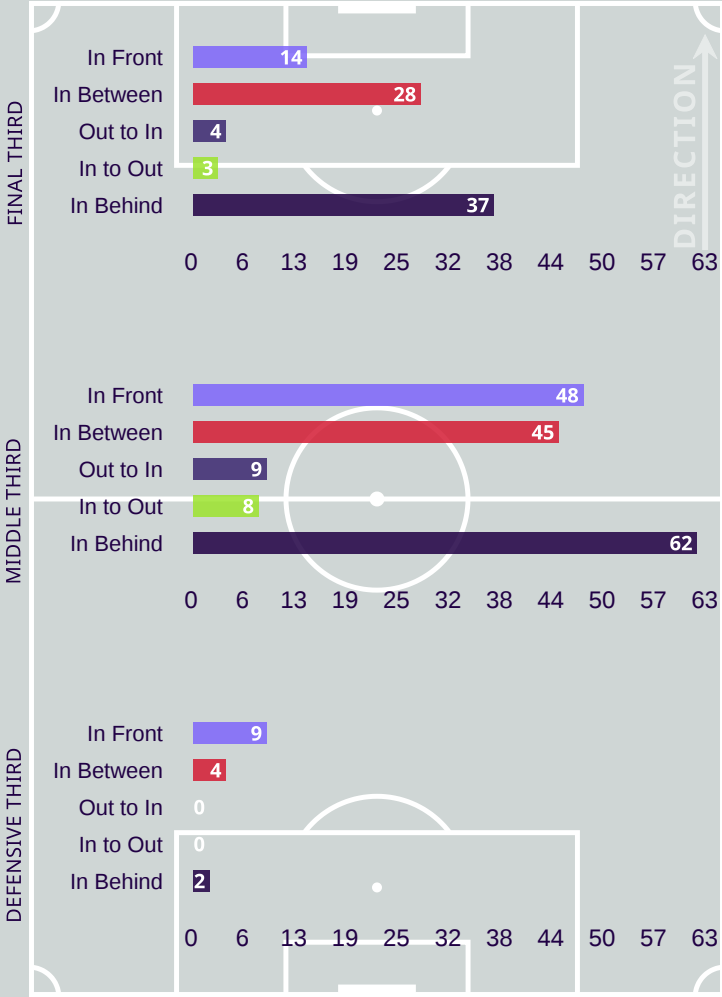


- In Front
- In Between
- Out to In
- In to Out
- In Behind

Top Ranked Players

Type	Player	Movements
In Front	18 POMPHAN Weerathep	23
In Between	24 KANITSRIBAMPEN Worachit	14
Out to In	19 CHAROENRATTANAPIROM Pathompon	6
In to Out	19 CHAROENRATTANAPIROM Pathompon	3
In Behind	10 MUEANTA Suphanat	31

Movement Types Pitch Third



OUT OF POSSESSION



Uzbekistan v Thailand

Defensive Actions

78

Forced Turnovers

71

Possession Regained

15

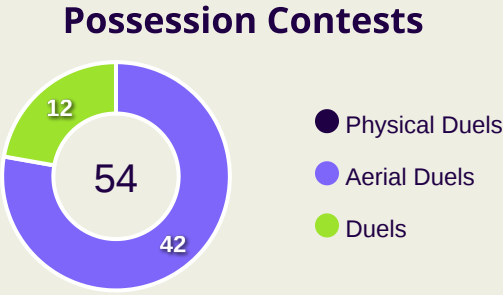
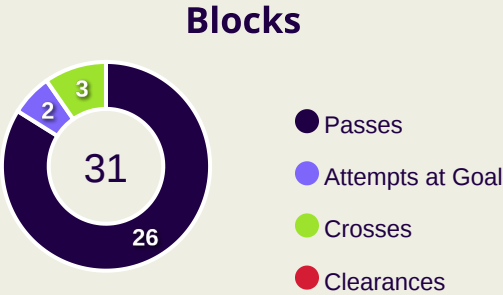
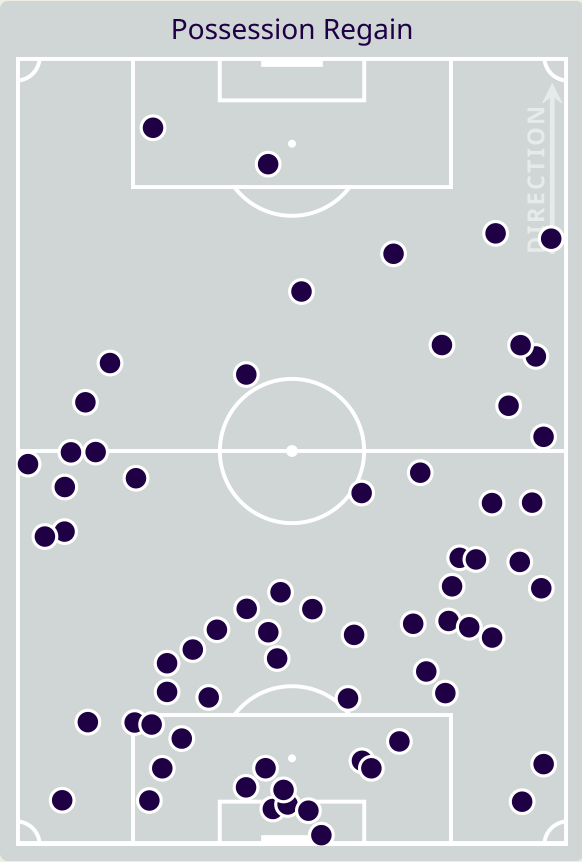
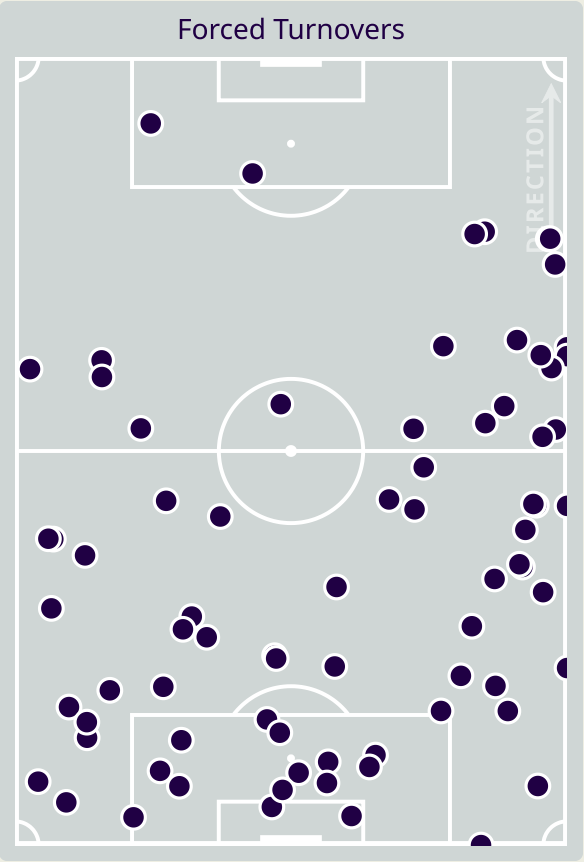
Interceptions

34

Tackles

3.59

Possession Actions / Defensive Action



Most Possession Regains

14

ASHURMATOV Rustam
LEFT BACK

Uzbekistan

#	Player	Total Possession Regains
1	YUSUPOV Utkir	11
4	SAYFIEV Farrukh	5
5	ASHURMATOV Rustam	14
6	KHOLMATOV Diyor	5
9	HAMROBEKOV Odiljon	4
10	MASHARIPOV Jaloliddin	1
11	URUNOV Oston	4
15	ESHMURODOV Umar	5
19	TURGUNBOEV Azizbek	7
22	FAYZULLAEV Abbosbek	3
25	KHUSANOV Abdukodir	8
8	ISKANDEROV Jamshid	0
14	BOLTABOEV Jamshid	0
20	ERKINOV Khojimat	2
26	ABDIRAKHMATOV Zafarmurod	2

Defensive Actions

80

Forced Turnovers

60

Possession Regained

7

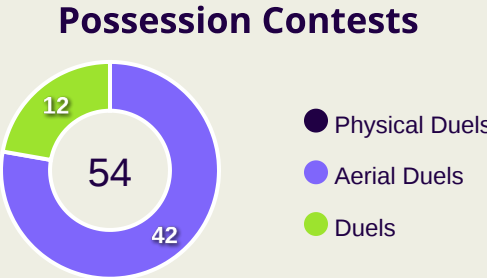
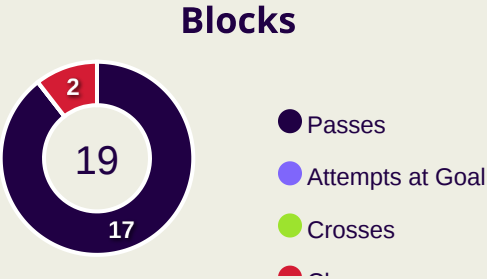
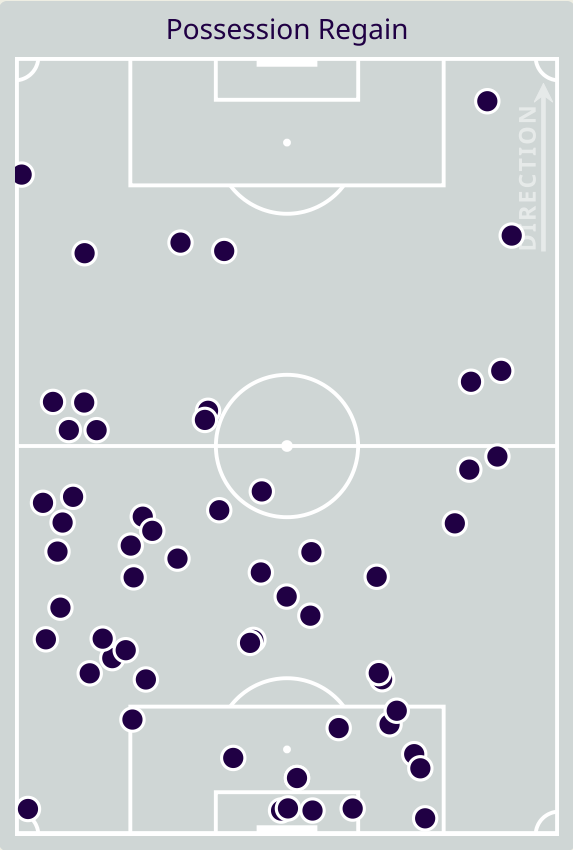
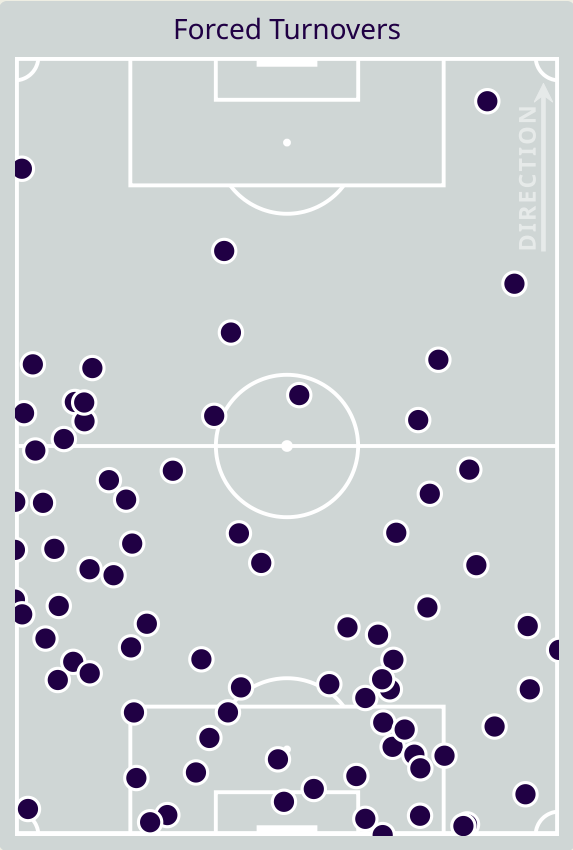
Interceptions

40

Tackles

5.09

Possession Actions / Defensive Action



Most Possession Regains

10

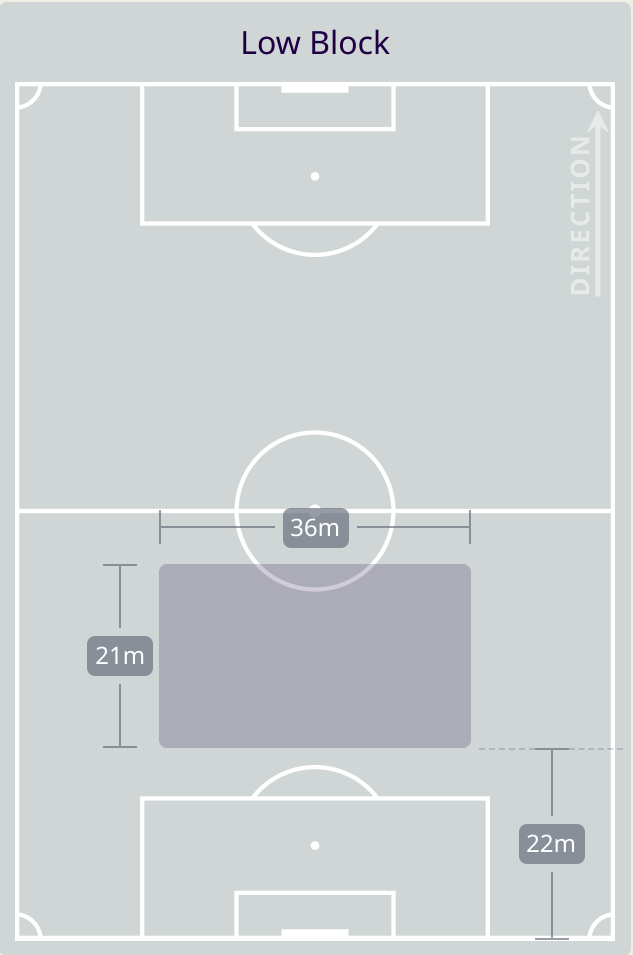
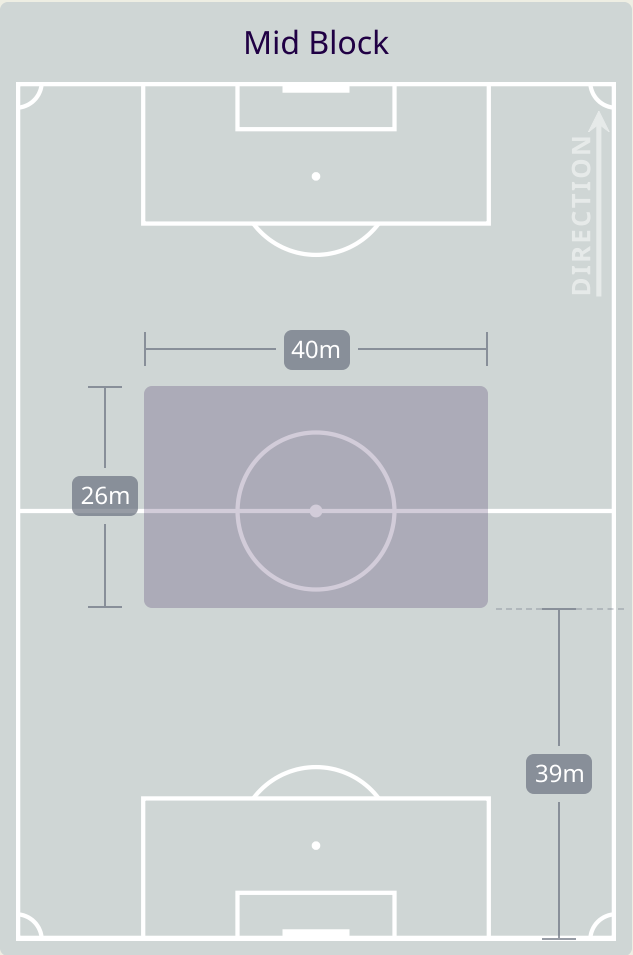
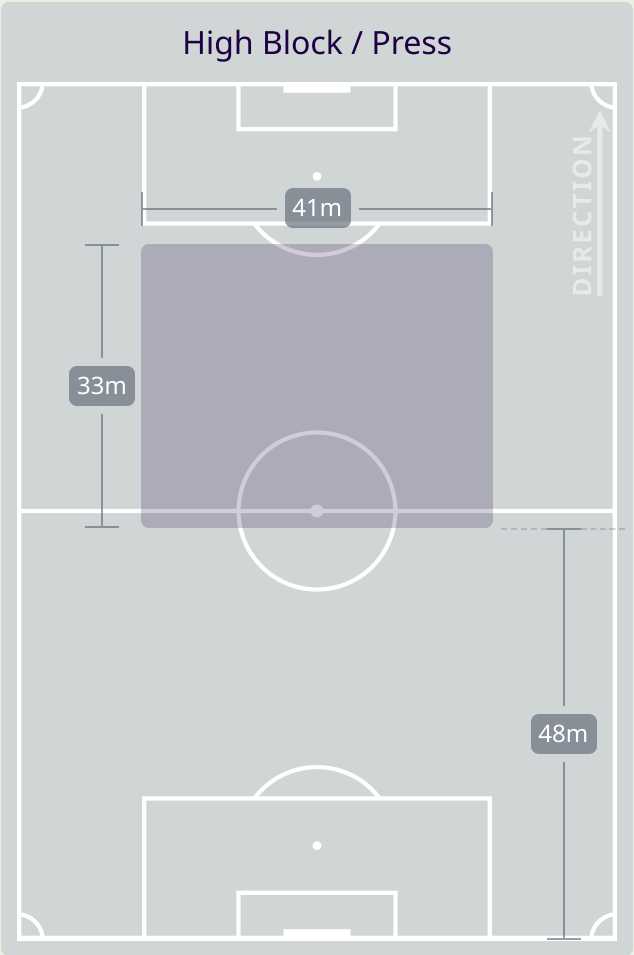
BUNMATHAN Theerathon

LEFT BACK

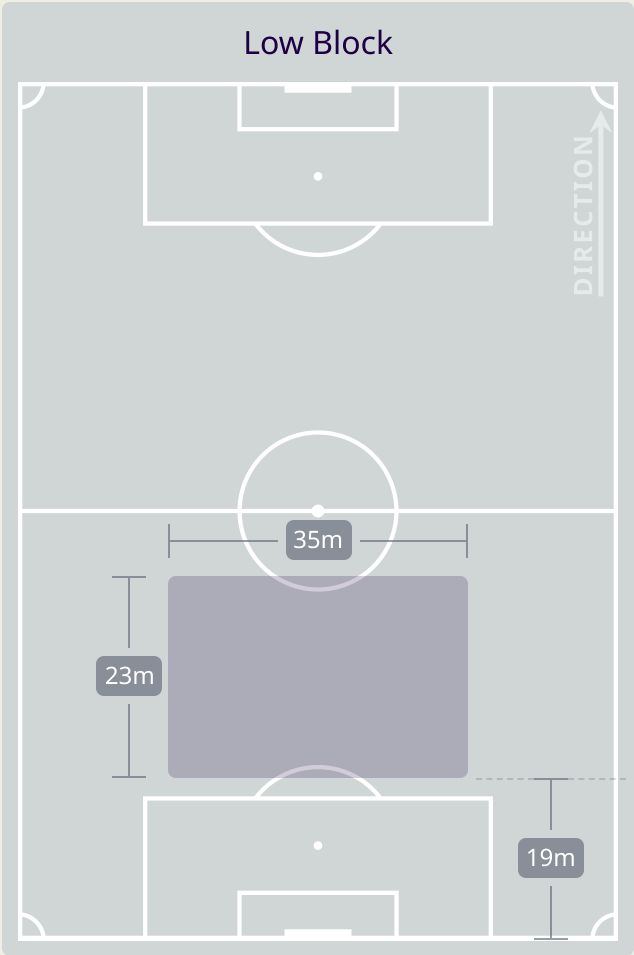
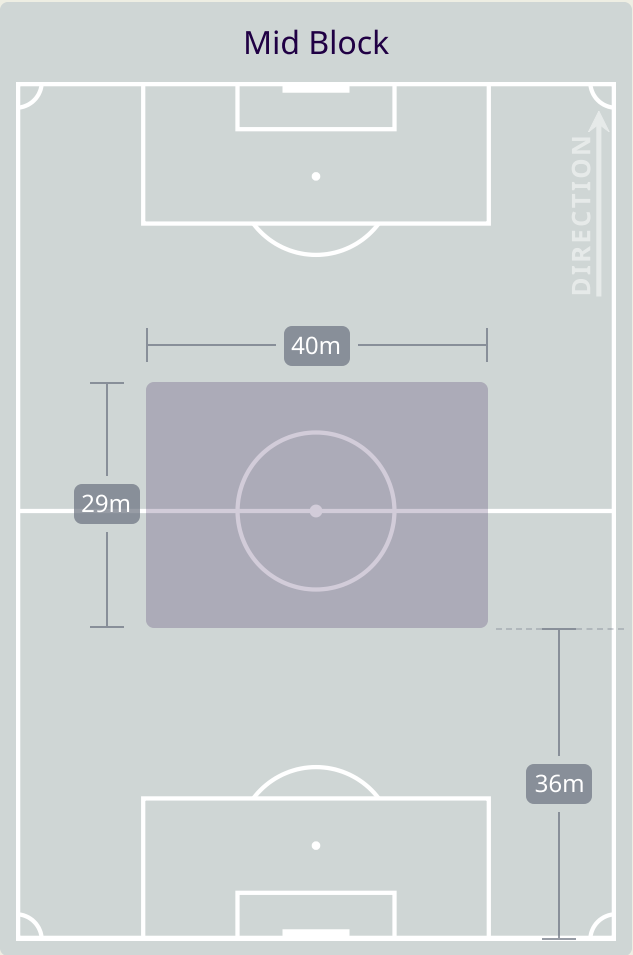
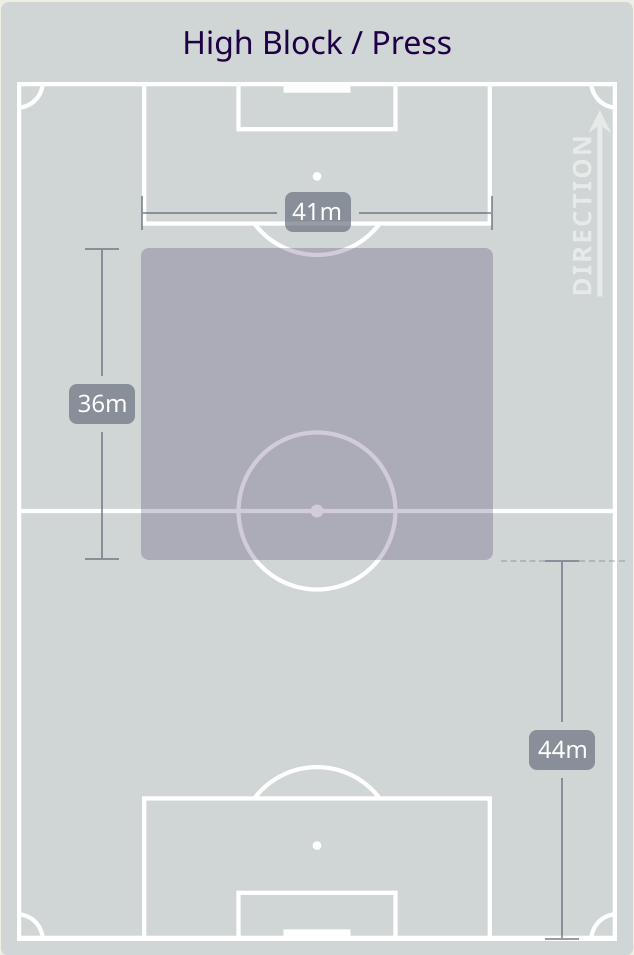


#	Player	Total Possession Regains
23	KHAMMAI Patiwat	8
3	BUNMATHAN Theerathon	10
4	DOLAH Elias	8
6	YOOYEN Sarach	5
9	CHAIDED Supachai	1
12	MICKELSON Nicholas	5
14	POOMCHANTUEK Rungrath	0
17	HEMVIBOON Pansa	4
18	POMPHAN Weerathep	5
19	CHAROENRATTANAPIROM Pathompon	1
24	KANITSRIBAMPEN Worachit	1
7	SARACHAT Supachok	5
8	AUTRA Picha	3
10	MUEANTA Suphanat	3
22	PROMSRIKAEW Channarong	1
25	CHAMRATSAMEE Peeradon	0

Defensive Line Height & Team Length



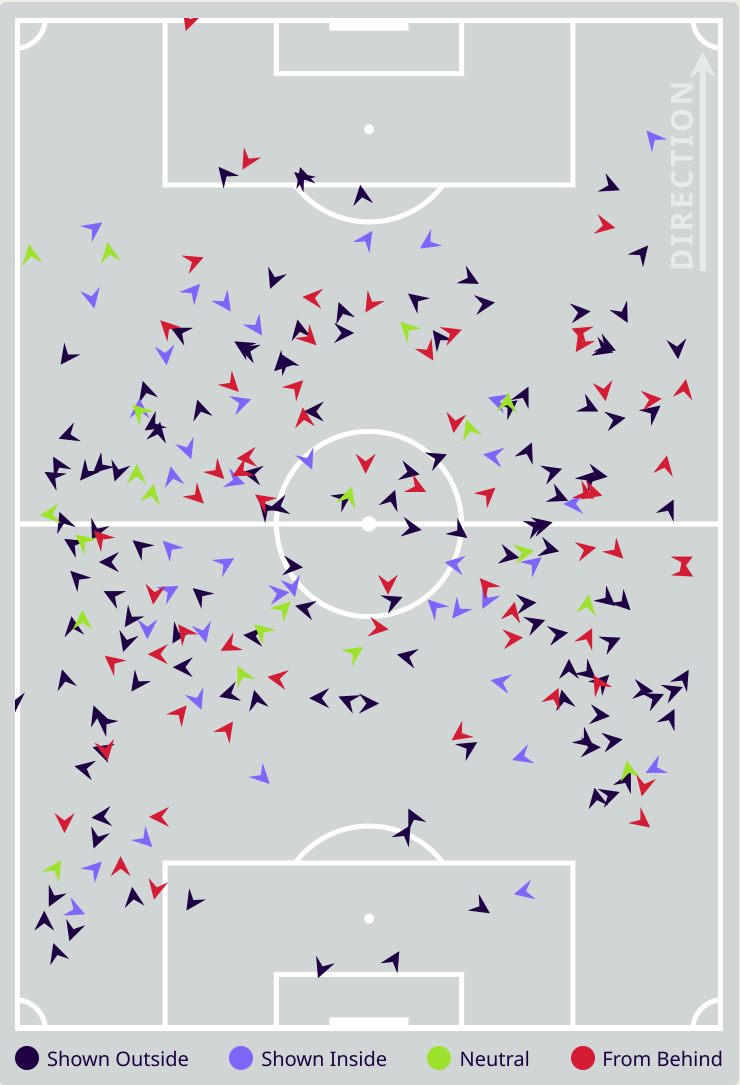
Defensive Line Height & Team Length



Defensive Pressure



Uzbekistan



245	Total Pressures	227
51	Direct Pressures	43
1.47s	Avg Pressure Duration	1.48s
78	Forced Turnovers	80
11.84s	Ball Recovery Time	11.43s
100	Pushing on into Pressing	92
276	Pushing on	203
39	Pressing Direction Inside	33
126	Pressing Direction Outside	129

Most Direct Pressures

9

KHOLMATOV Diyor

LEFT CENTRE MIDFIELD

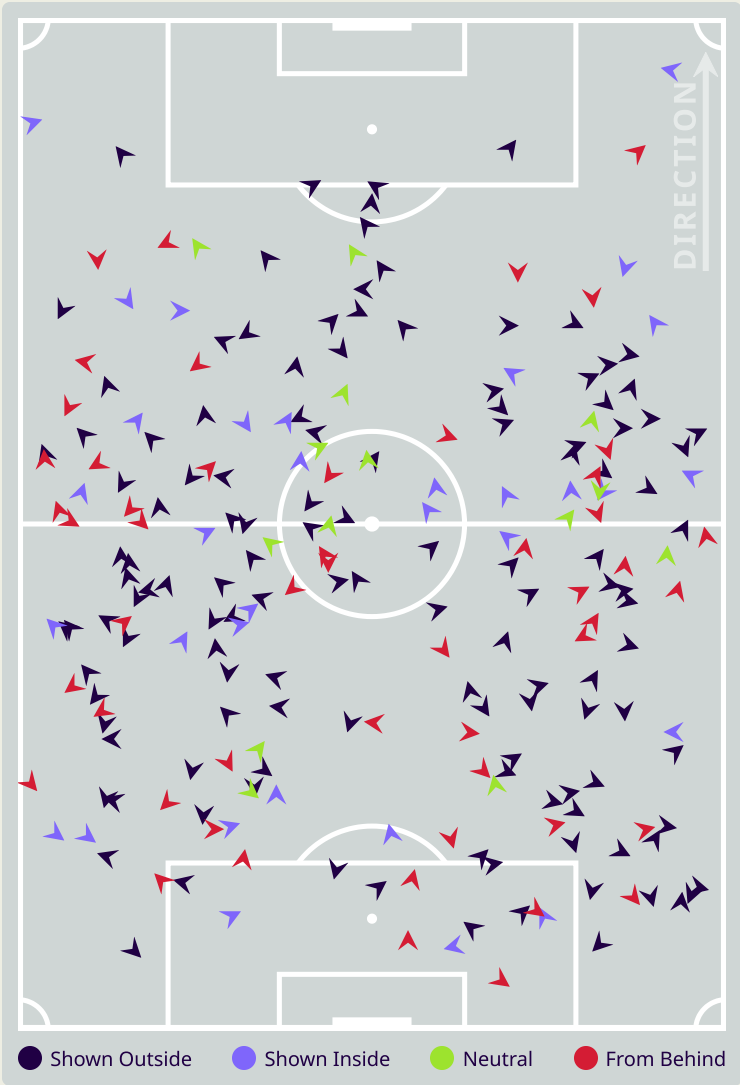
Most Direct Pressures

8

POMPHAN Weerathep

DEFENSIVE MIDFIELD CENTRE LEFT

Thailand



GOALKEEPING



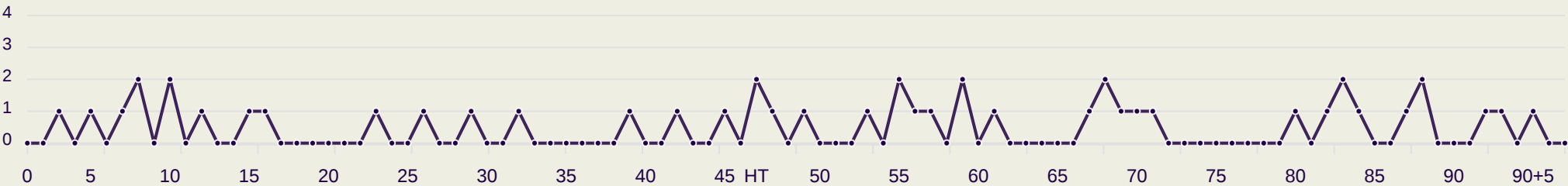
Uzbekistan v Thailand

Goalkeeping Involvement



Uzbekistan

Uzbekistan GK Involvement Timeline



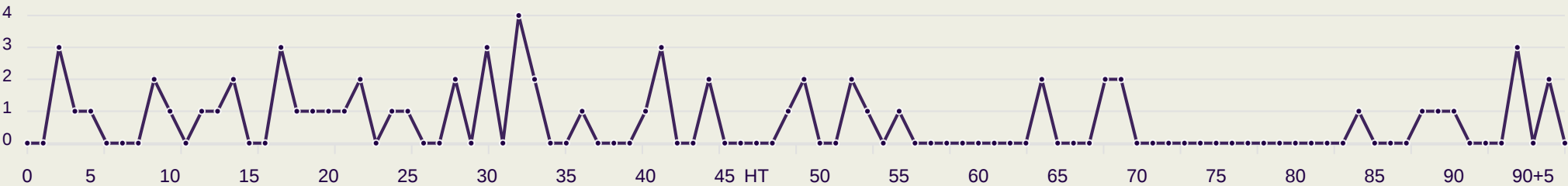
47

Total Involvements



Thailand

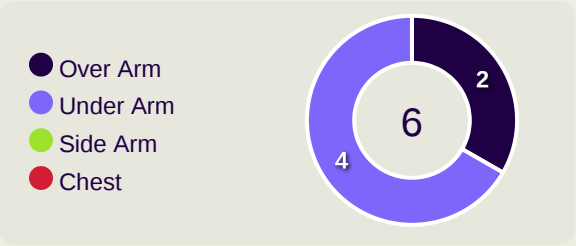
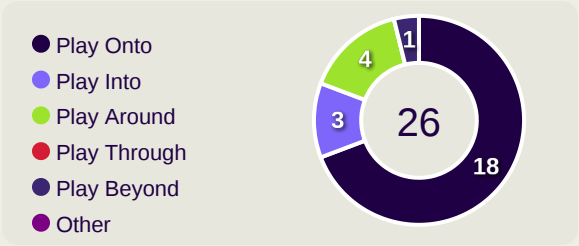
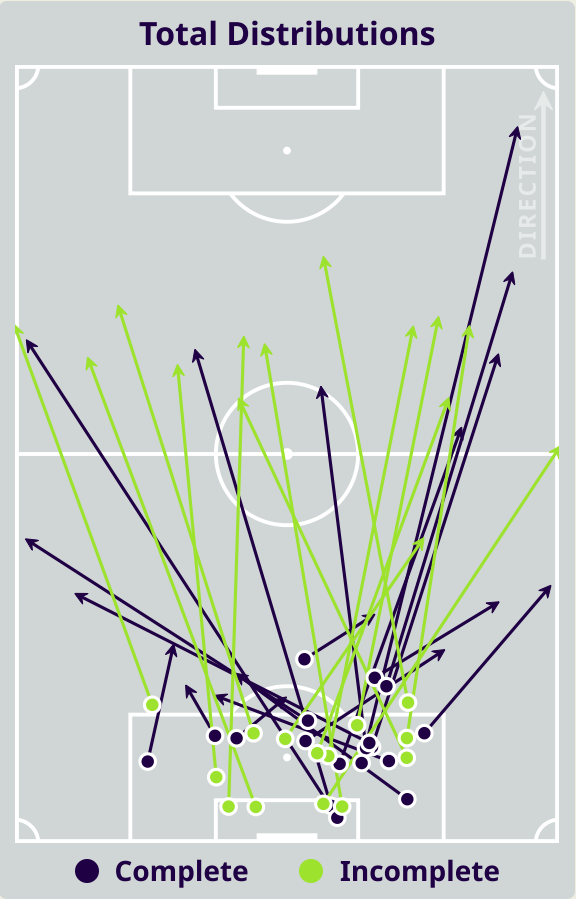
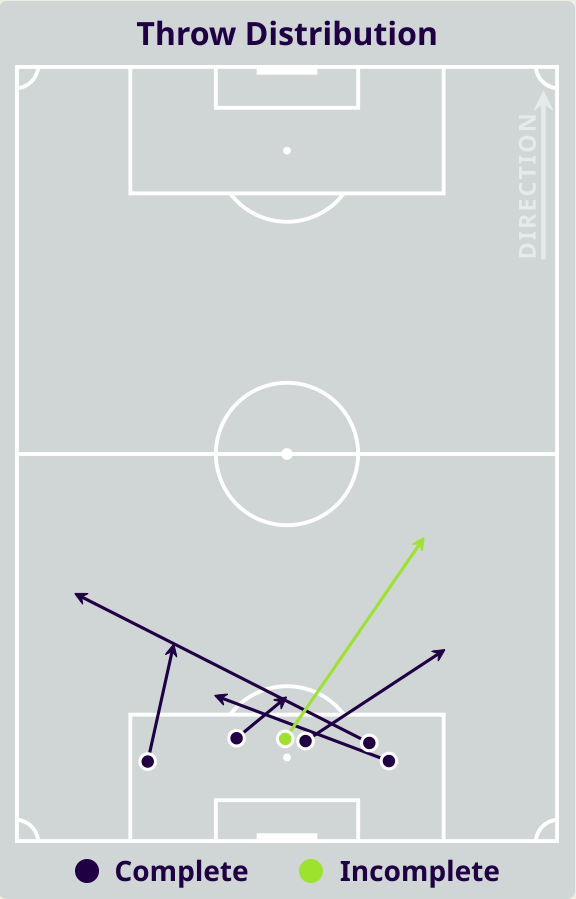
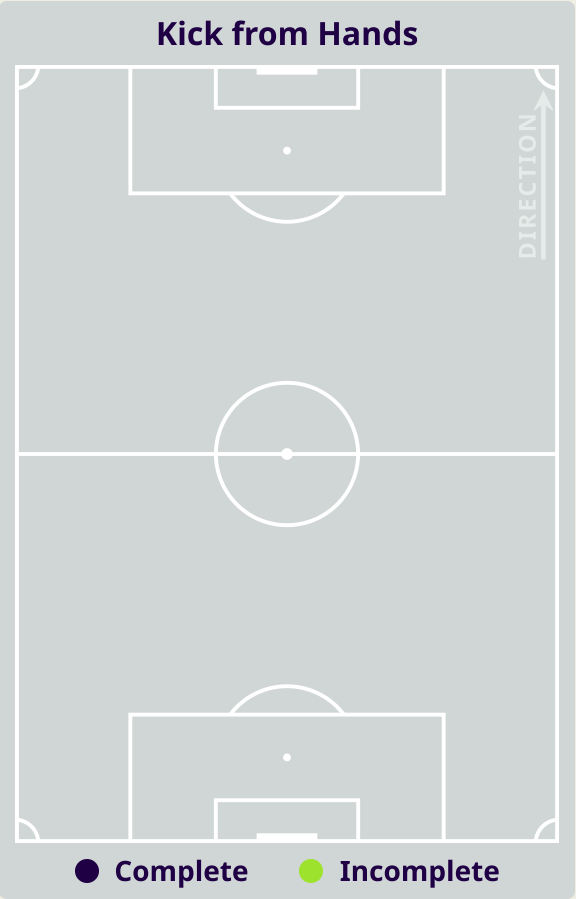
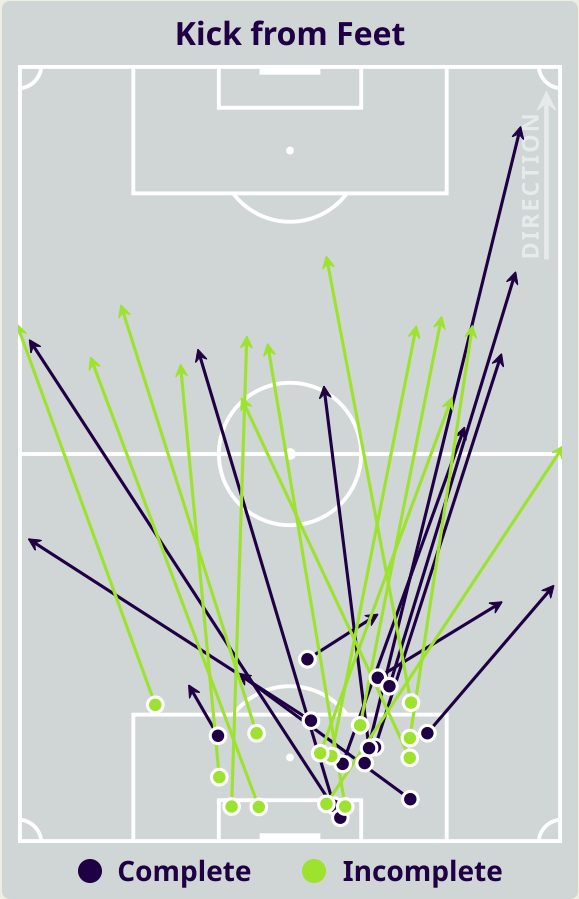
Thailand GK Involvement Timeline



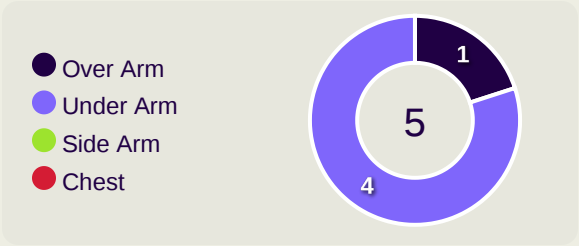
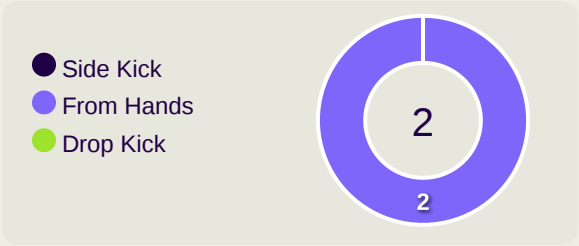
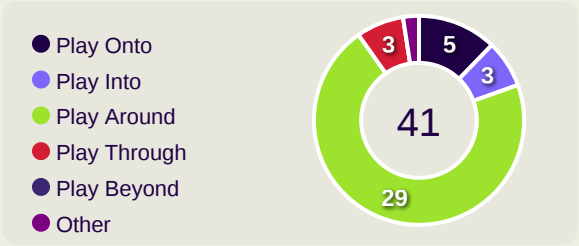
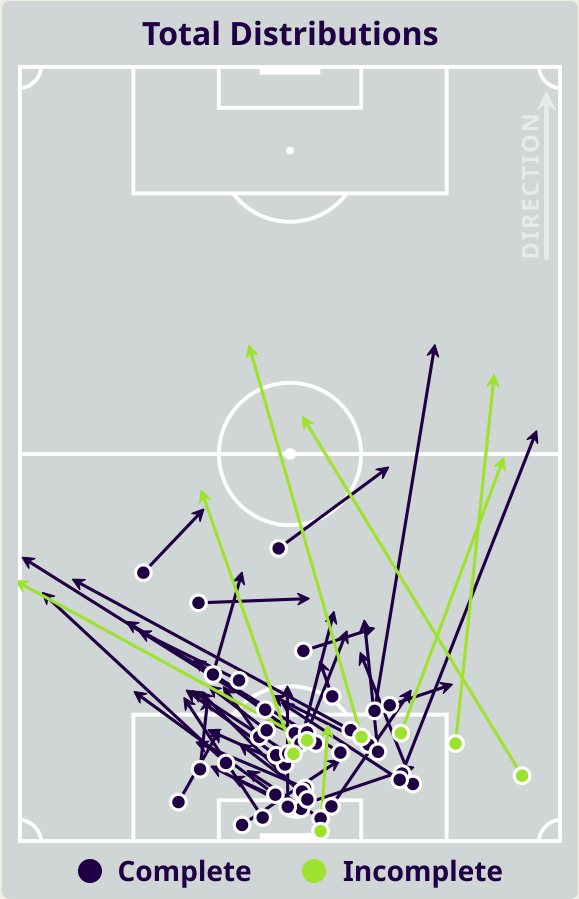
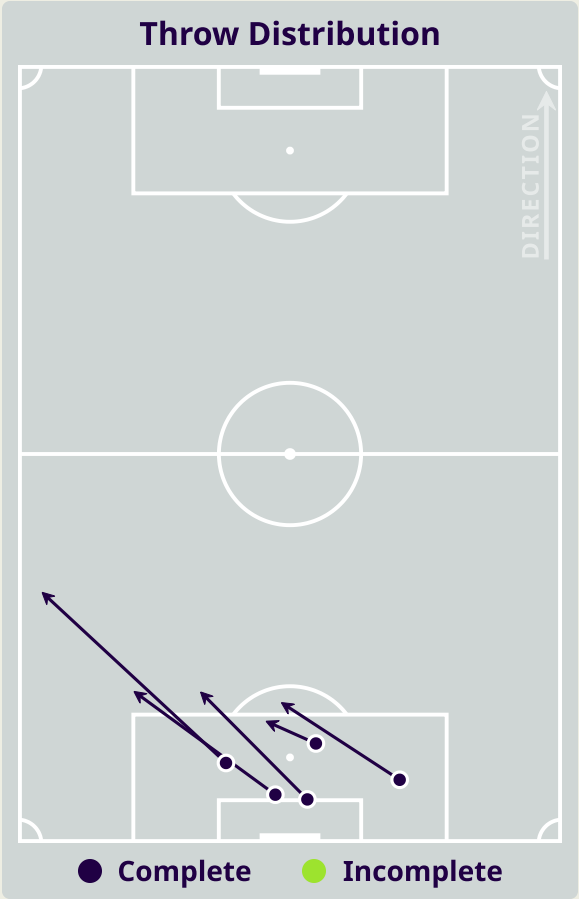
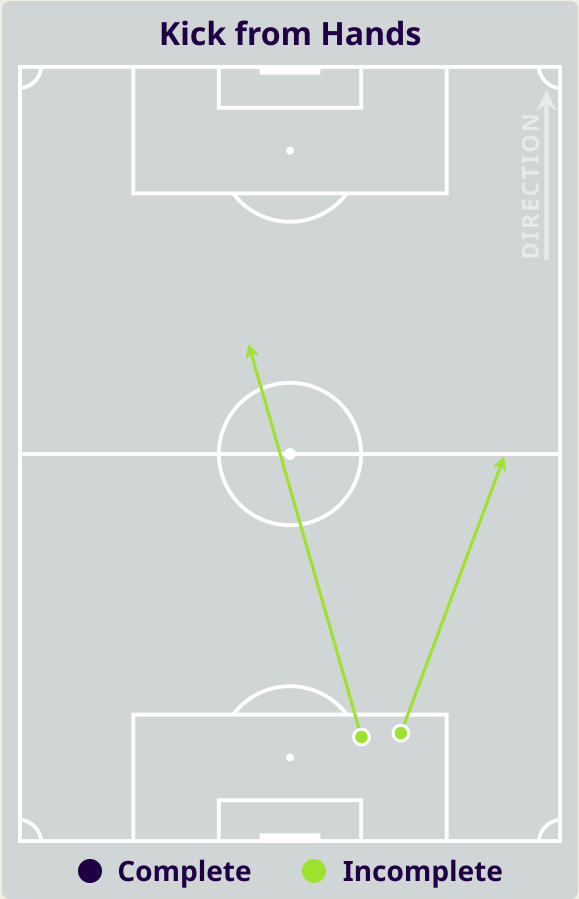
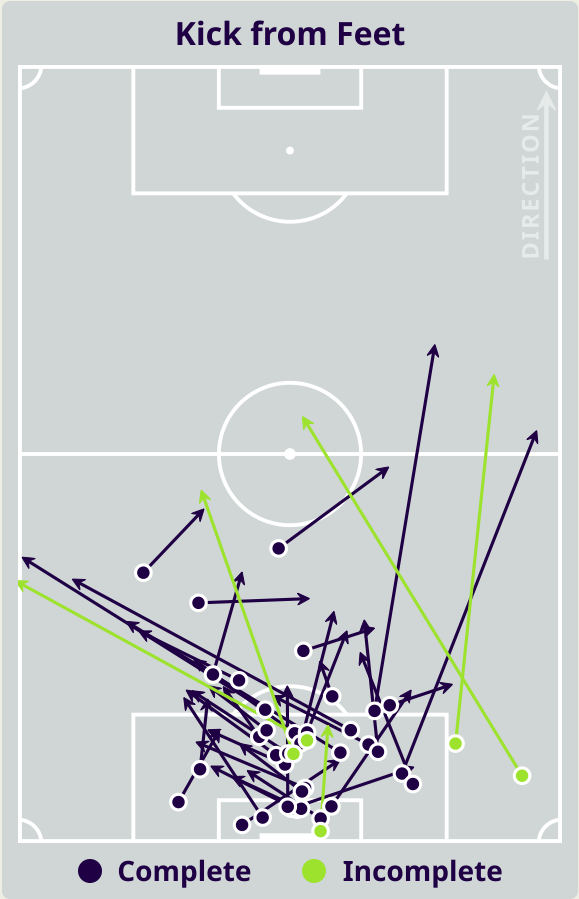
64

Total Involvements

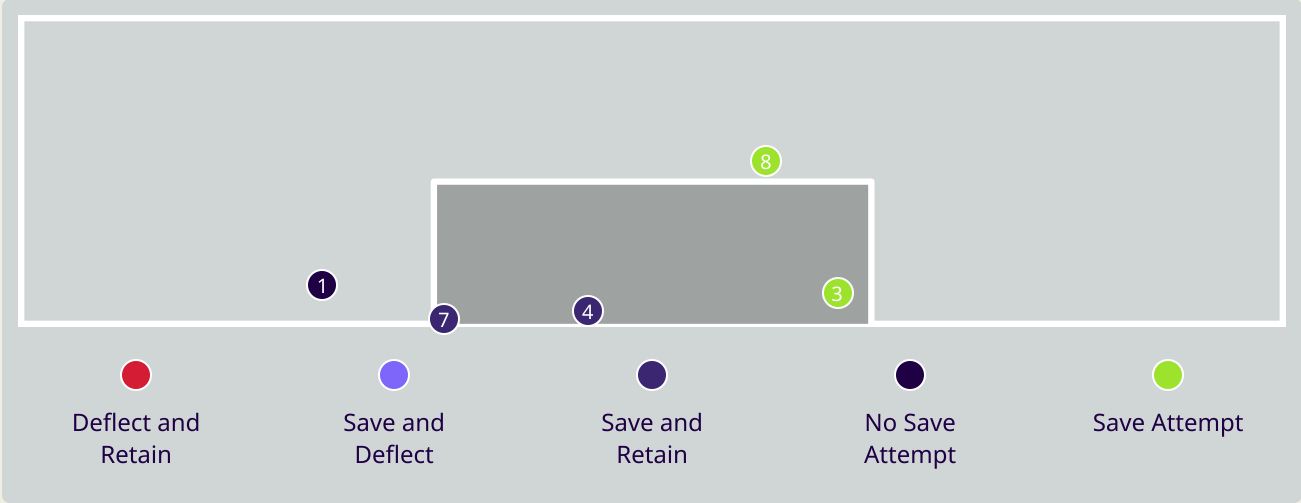
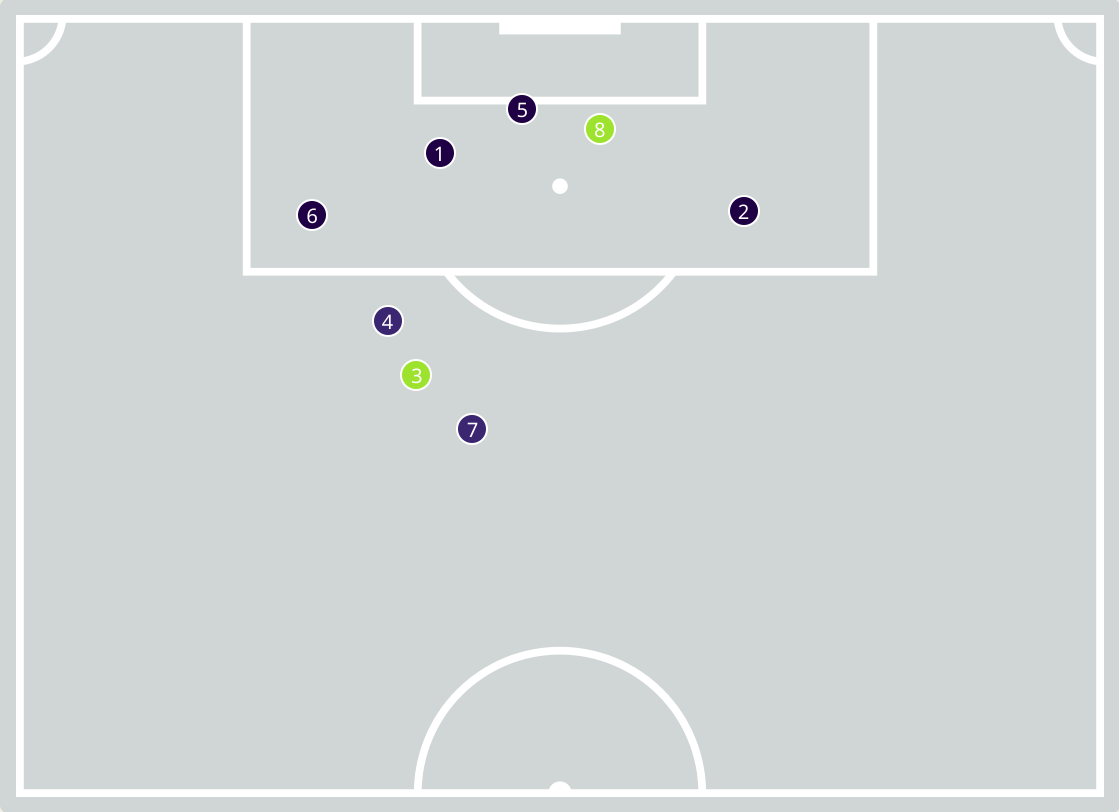
Goalkeeping Distribution



Goalkeeping Distribution



Goal Prevention

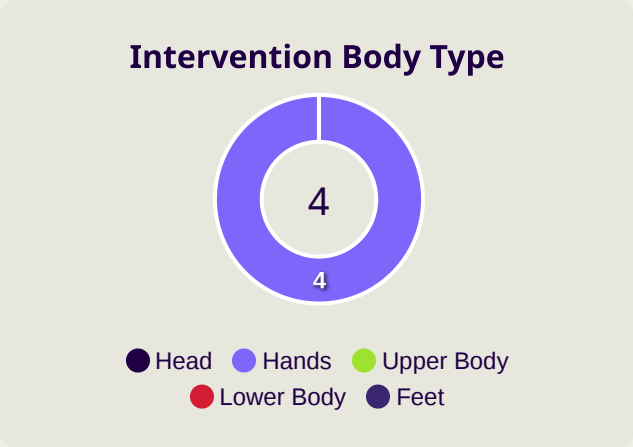
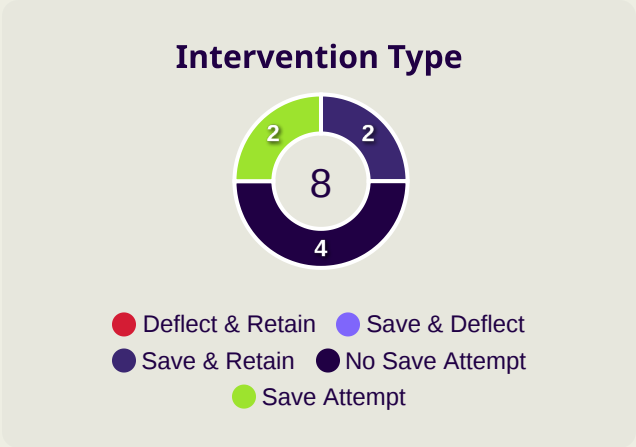


8

Total Attempts on Goal Faced

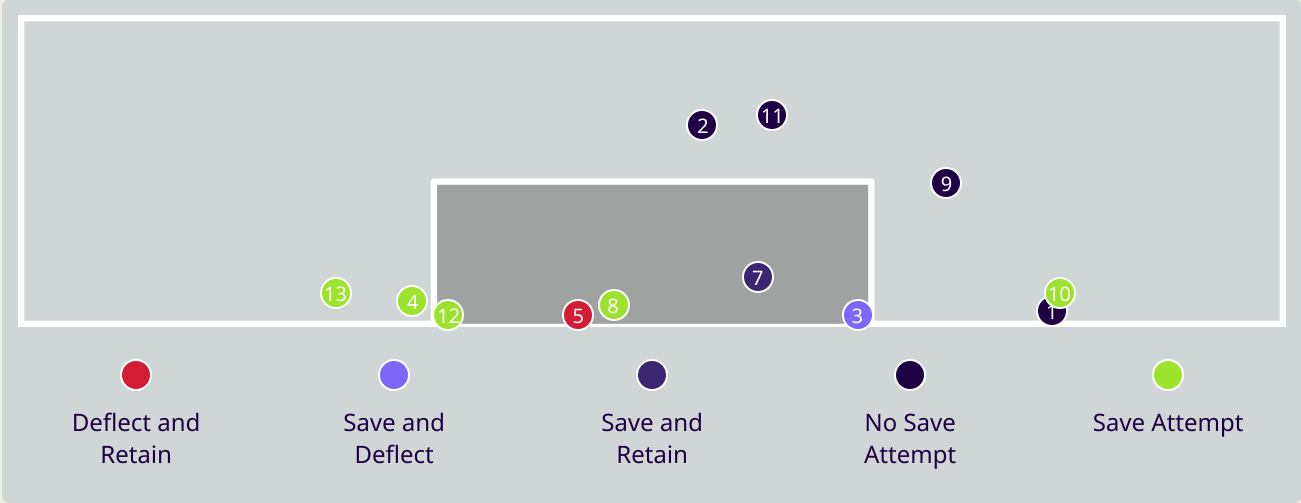
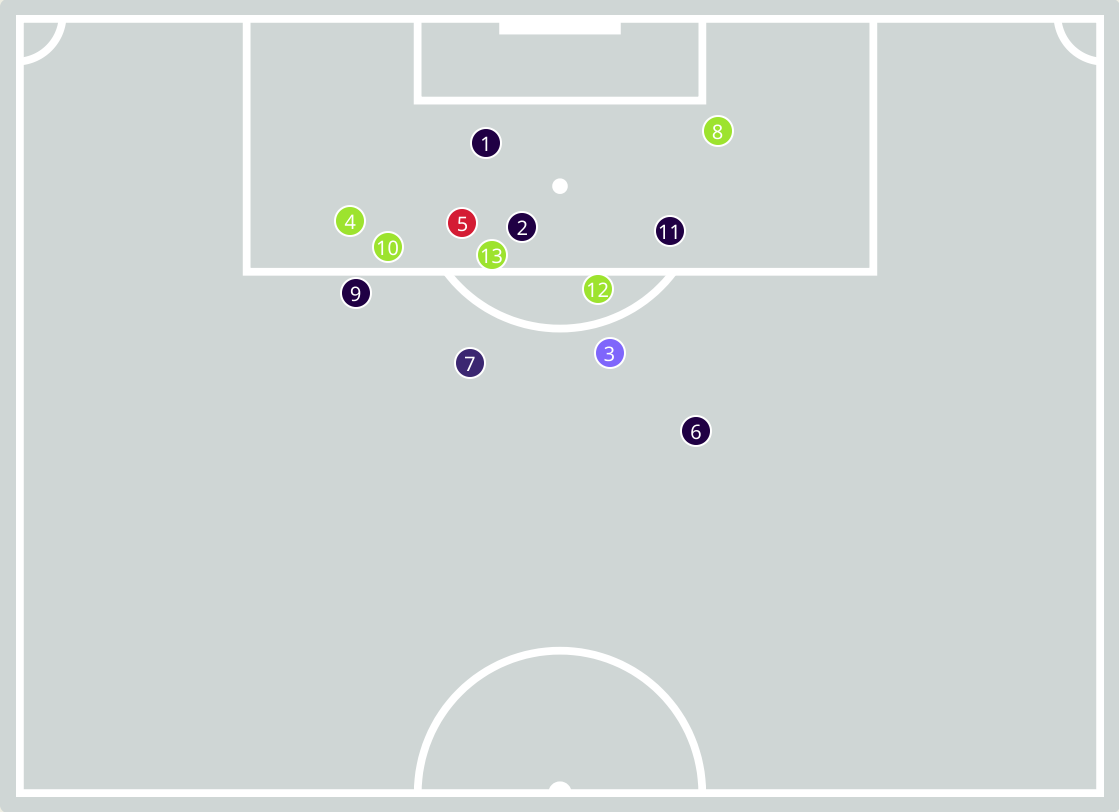
67

Save %



Total Attempts on Goal Faced	Total Goal Interventions	Save & Retain	Deflect & Retain	Save & Deflect	Save Attempt	No Save Attempt
8	2	2	0	0	2	4

Goal Prevention

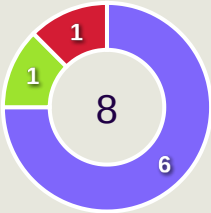


Intervention Type



- Deflect & Retain
- Save & Deflect
- Save & Retain
- No Save Attempt
- Save Attempt

Intervention Body Type



- Head
- Hands
- Upper Body
- Lower Body
- Feet

13

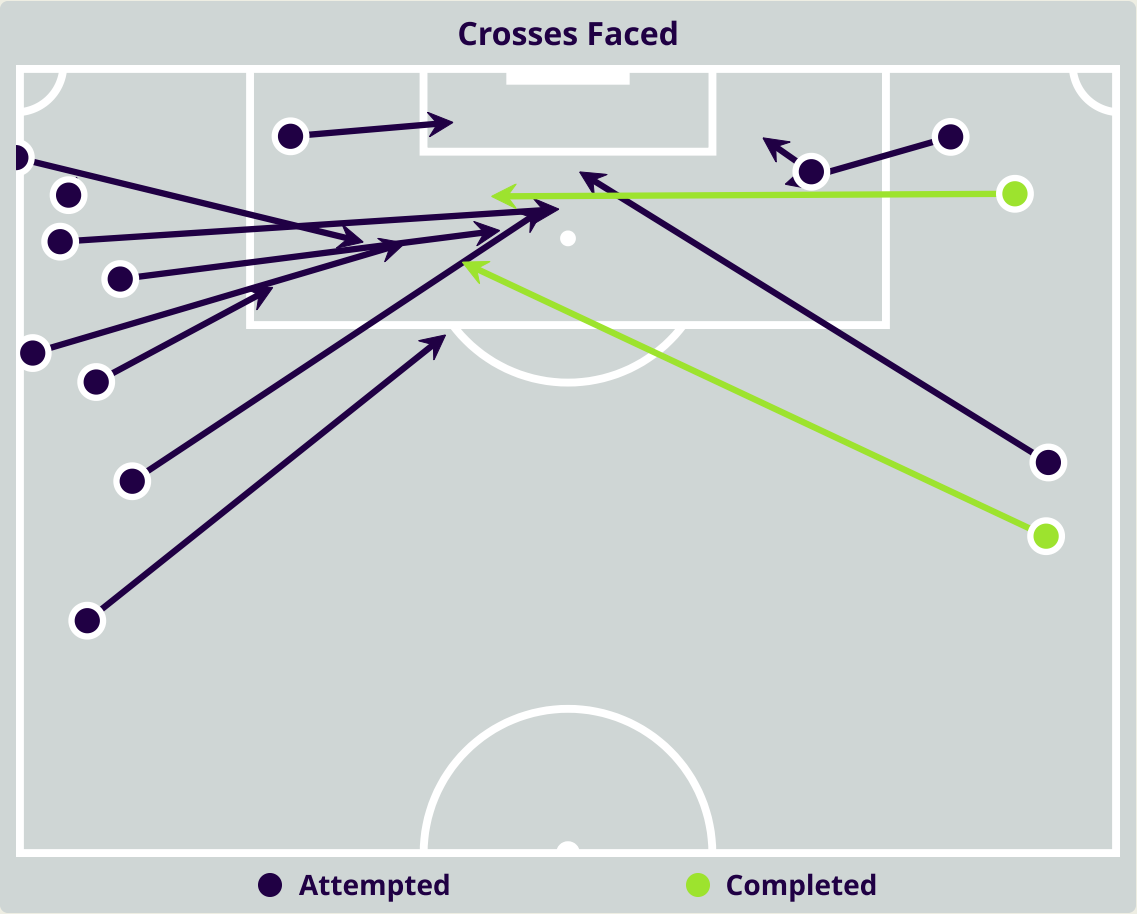
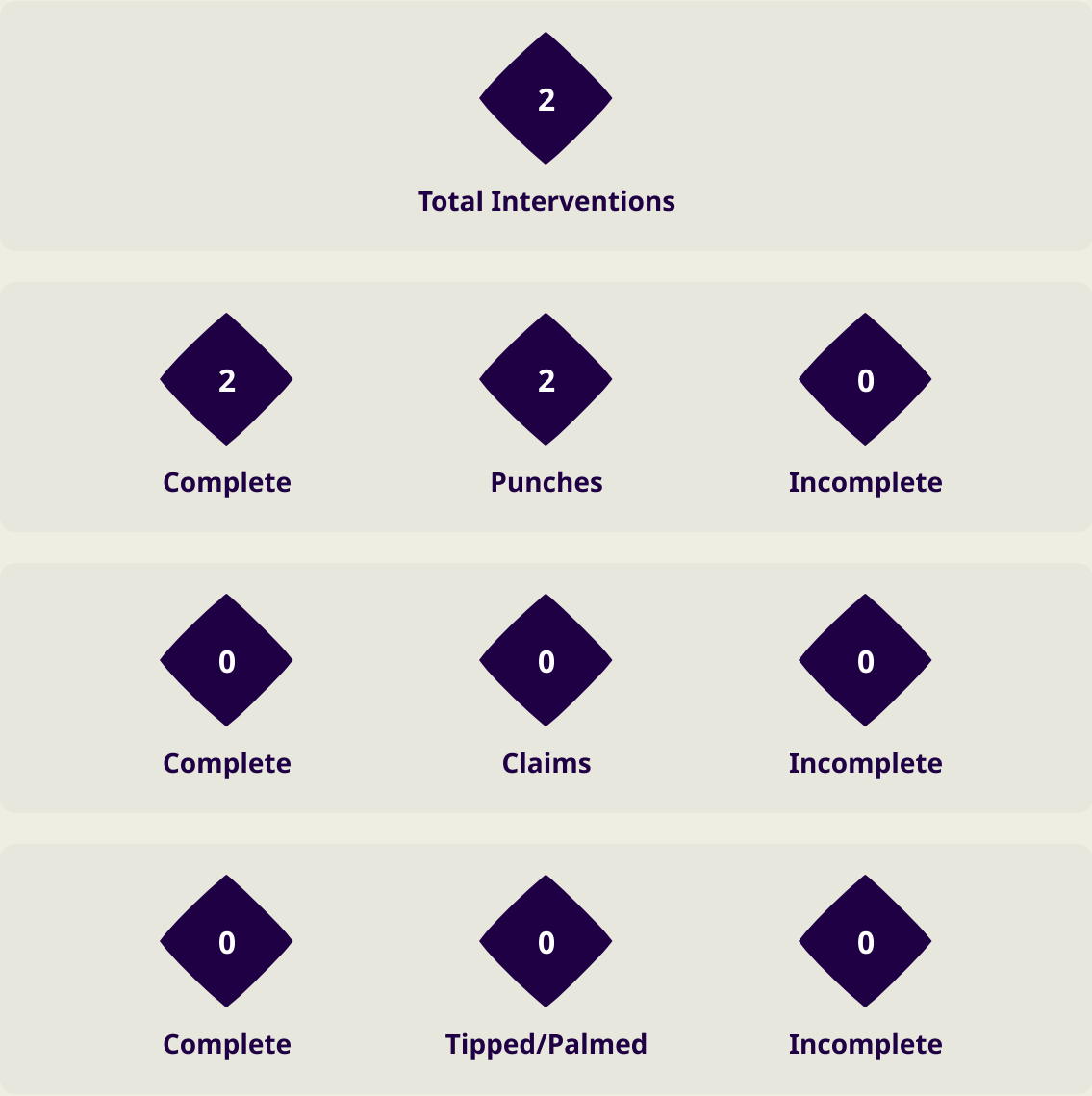
Total Attempts on Goal Faced

60

Save %

Total Attempts on Goal Faced	Total Goal Interventions	Save & Retain	Deflect & Retain	Save & Deflect	Save Attempt	No Save Attempt
13	2	1	0	1	5	5

Aerial Control



Delivery Types Faced

Total	In Swing	Out Swing	Driven	Lofted	Cutback	Push
21	2	12	1	4	1	1

Aerial Control



0

Total Interventions

0

Complete

0

Punches

0

Incomplete

0

Complete

0

Claims

0

Incomplete

0

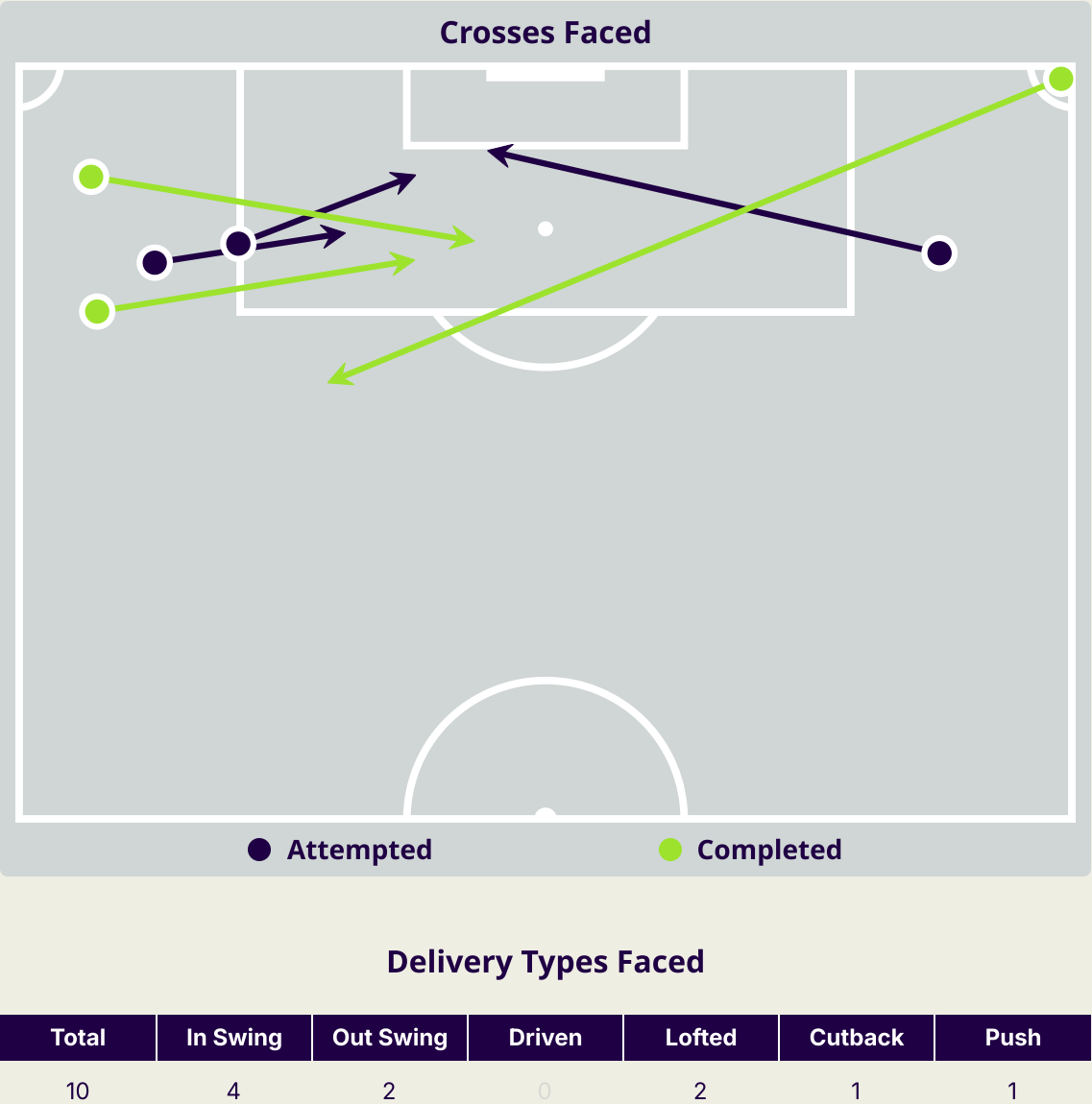
Complete

0

Tipped/Palmed

0

Incomplete



SET PLAYS



Uzbekistan v Thailand

Set Plays



Free Kicks	
Type	Total
Direct	6
Direct (on target)	0
Direct (off target)	0
Indirect	1

Uzbekistan



Corners			
Delivery Type	From Left Side	From Right Side	Total
Direct to Area	1	3	4
Short	0	0	0
Edge of Penalty Area	0	0	0

Corners	
Delivery Style	Total
Inswing	2
Outswing	2
Driven	0

Set Plays



Free Kicks	
Type	Total
Direct	9
Direct (on target)	1
Direct (off target)	0
Indirect	2

Corners			
Delivery Type	From Left Side	From Right Side	Total
Direct to Area	3	3	6
Short	0	0	0
Edge of Penalty Area	0	0	0

Corners	
Delivery Style	Total
Inswing	1
Outswing	2
Driven	0

INDIVIDUAL DATA IN POSSESSION



Uzbekistan v Thailand

In Possession - Distributions



#	Player	Passes Attempted	Passes Completed	Pass Completion %	Switches of Play	Crosses Attempted	Crosses Completed	Line Breaks Attempted	Line Breaks Completed	Line Break Completion %	Ball Progressions	Take Ons	Step Ins	Attempts at Goal	Goals
1	YUSUPOV Utkir	32	18	56%	1	0	0	22	10	45%	0	0	0	0	0
4	SAYFIEV Farrukh	46	39	85%	0	3	2	14	10	71%	1	1	0	0	0
5	ASHURMATOV Rustam	49	39	80%	4	0	0	18	10	55%	0	0	0	0	0
6	KHOLMATOV Diyor	48	45	94%	0	0	0	8	7	87%	0	0	0	3	0
9	HAMROBEKOV Odiljon	54	41	76%	1	0	0	16	10	62%	0	0	0	2	0
10	MASHARIPOV Jaloliddin	61	45	74%	1	4	1	20	10	50%	1	1	0	1	0
11	URUNOV Oston	20	17	85%	0	1	1	2	1	50%	4	4	0	4	0
15	ESHMURODOV Umar	48	41	85%	0	0	0	10	4	40%	0	0	0	0	0
19	TURGUNBOEV Azizbek	45	39	87%	0	1	0	9	7	77%	4	4	0	1	1
22	FAYZULLAEV Abbosbek	30	25	83%	0	1	0	7	5	71%	3	3	0	2	1
25	KHUSANOV Abdukodir	52	46	88%	1	0	0	14	9	64%	0	0	0	0	0
8	ISKANDEROV Jamshid	3	1	33%	0	0	0	3	0	0%	1	0	1	0	0
14	BOLTABOEV Jamshid	0	0	0%	0	0	0	0	0	0%	0	0	0	0	0
20	ERKINOV Khojimat	4	4	100%	0	0	0	0	0	0%	0	0	0	0	0
26	ABDIRAKHMATOV Zafarmurod	3	3	100%	0	0	0	1	1	100%	0	0	0	0	0

In Possession - Offers & Receptions



			Offer movement types						
#	Player	Total Offers	In Front	In Between	Out to In	In to Out	In Behind	No Movement	Offers Received
1	YUSUPOV Utkir	0	0	0	0	0	0	0	0
4	SAYFIEV Farrukh	22	2	0	0	0	14	6	5
5	ASHURMATOV Rustam	7	2	0	0	0	0	5	5
6	KHOLMATOV Diyor	46	16	19	2	3	2	4	9
9	HAMROBEKOV Odiljon	35	17	9	0	1	0	8	15
10	MASHARIPOV Jaloliddin	35	4	14	1	1	9	6	14
11	URUNOV Oston	24	4	5	0	1	10	4	10
15	ESHMURODOV Umar	4	0	1	0	0	0	3	3
19	TURGUNBOEV Azizbek	13	0	2	0	1	7	3	6
22	FAYZULLAEV Abbosbek	54	2	24	3	0	20	5	13
25	KHUSANOV Abdukodir	1	0	0	0	0	0	1	0
8	ISKANDEROV Jamshid	2	0	1	0	1	0	0	0
14	BOLTABOEV Jamshid	1	0	1	0	0	0	0	0
20	ERKINOV Khojimat	8	0	0	0	0	8	0	2
26	ABDIRAKHMATOV Zafarmurod	1	0	0	0	0	1	0	1

In Possession - Distributions



#	Player	Passes Attempted	Passes Completed	Pass Completion %	Switches of Play	Crosses Attempted	Crosses Completed	Line Breaks Attempted	Line Breaks Completed	Line Break Completion %	Ball Progressions	Take Ons	Step Ins	Attempts at Goal	Goals
23	KHAMMAI Patiwat	49	41	84%	0	0	0	11	6	54%	0	0	0	0	0
3	BUNMATHAN Theerathon	82	62	76%	0	7	4	42	28	66%	1	1	0	0	0
4	DOLAH Elias	80	65	81%	2	0	0	21	10	47%	0	0	0	2	0
6	YOOYEN Sarach	23	21	91%	0	1	0	5	5	100%	1	0	1	0	0
9	CHAIDED Supachai	20	13	65%	0	1	0	1	0	0%	2	1	1	0	0
12	MICKELSON Nicholas	42	37	88%	0	3	2	10	9	90%	2	1	1	0	0
14	POOMCHANTUEK Rungrath	15	10	67%	0	1	0	7	5	71%	3	2	1	1	0
17	HEMVIBOON Pansa	103	98	95%	0	0	0	11	7	63%	0	0	0	0	0
18	POMPHAN Weerathep	87	80	92%	0	3	1	20	17	85%	1	1	0	0	0
19	CHAROENRATTANAPIROM Pathompon	18	12	67%	1	2	0	2	1	50%	1	1	0	0	0
24	KANITSRIBAMPEN Worachit	14	10	71%	0	1	0	2	1	50%	1	1	0	0	0
7	SARACHAT Supachok	26	21	81%	0	0	0	11	8	72%	4	1	3	4	1
8	AUTRA Picha	14	12	86%	0	0	0	1	0	0%	0	0	0	0	0
10	MUEANTA Suphanat	13	10	77%	0	0	0	4	3	75%	1	1	0	1	0
22	PROMSRIKAEW Channarong	13	11	85%	0	1	0	2	1	50%	1	0	1	0	0
25	CHAMRATSAMEE Peeradon	6	5	83%	0	1	0	2	1	50%	0	0	0	0	0

In Possession - Offers & Receptions



			Offer movement types						
#	Player	Total Offers	In Front	In Between	Out to In	In to Out	In Behind	No Movement	Offers Received
23	KHAMMAI Patiwat	1	0	0	0	0	0	1	1
3	BUNMATHAN Theerathon	42	9	6	0	1	3	23	25
4	DOLAH Elias	2	0	0	0	0	0	2	2
6	YOOYEN Sarach	29	5	11	2	2	6	3	8
9	CHAIDED Supachai	24	0	5	1	1	17	0	4
12	MICKELSON Nicholas	24	2	1	0	0	11	10	3
14	POOMCHANTUEK Rungrath	26	0	6	1	1	16	2	9
17	HEMVIBOON Pansa	2	0	0	0	0	0	2	1
18	POMPHAN Weerathep	36	23	7	0	0	0	6	25
19	CHAROENRATTANAPIROM Pathompon	28	7	4	6	3	4	4	12
24	KANITSRIBAMPEN Worachit	21	1	14	0	1	5	0	8
7	SARACHAT Supachok	39	13	14	3	1	5	3	16
8	AUTRA Picha	5	3	0	0	0	0	2	3
10	MUEANTA Suphanat	41	1	5	0	1	31	3	6
22	PROMSRIKAEW Channarong	13	4	4	0	0	4	1	4
25	CHAMRATSAMEE Peeradon	5	3	1	0	0	0	1	3

INDIVIDUAL DATA OUT OF POSSESSION



Uzbekistan v Thailand

Out of Possession



#	Player	Tackles Made / Won	Blocks	Interceptions	Pressing Direct	Pressing Indirect	Duels Won - Aerial	Duels Won - Physical	Possession Contests won	Clearances	Loose Ball Receptions	Pushing On	Pushing On into Pressing	Possession Regains	Possession Interrupted
1	YUSUPOV Utkir	0 / 0	0	0	0	0	0	0	0	0	2	0	0	11	0
4	SAYFIEV Farrukh	1 / 0	3	1	4	16	1	0	1	4	1	20	11	5	3
5	ASHURMATOV Rustam	5 / 1	4	0	8	4	4	0	4	11	6	17	4	14	6
6	KHOLMATOV Diyor	4 / 0	1	2	9	30	0	0	1	1	13	73	23	5	2
9	HAMROBEKOV Odiljon	10 / 1	2	1	5	22	0	0	0	3	10	38	12	4	3
10	MASHARIPOV Jaloliddin	4 / 0	0	1	6	30	1	0	2	1	3	23	13	1	2
11	URUNOV Oston	0 / 0	1	2	2	16	0	0	0	0	6	5	2	4	0
15	ESHMURODOV Umar	1 / 0	2	0	1	5	0	0	0	7	1	20	1	5	5
19	TURGUNBOEV Azizbek	3 / 1	3	4	3	6	5	0	7	4	8	12	5	7	3
22	FAYZULLAEV Abbosbek	1 / 0	5	1	6	44	1	0	2	1	9	40	21	3	2
25	KHUSANOV Abdukodir	2 / 0	7	3	2	2	5	0	6	7	3	14	2	8	7
8	ISKANDEROV Jamshid	0 / 0	0	0	1	7	0	0	0	1	2	5	3	0	1
14	BOLTABOEV Jamshid	0 / 0	0	0	1	1	0	0	0	2	0	2	0	0	1
20	ERKINOV Khojimat	2 / 0	1	0	2	9	0	0	1	0	2	1	0	2	0
26	ABDIRAKHMATOV Zafarmurod	1 / 0	2	0	1	2	1	0	1	1	1	6	3	2	1

Out of Possession



#	Player	Tackles Made / Won	Blocks	Interceptions	Pressing Direct	Pressing Indirect	Duels Won - Aerial	Duels Won - Physical	Possession Contests won	Clearances	Loose Ball Receptions	Pushing On	Pushing On into Pressing	Possession Regains	Possession Interrupted
23	KHAMMAI Patiwat	0 / 0	0	0	0	0	0	0	0	0	8	0	0	8	0
3	BUNMATHAN Theerathon	6 / 2	0	3	7	9	2	0	2	2	10	17	4	10	1
4	DOLAH Elias	4 / 1	3	0	2	4	10	0	10	6	8	7	5	8	4
6	YOOYEN Sarach	5 / 1	2	1	5	27	0	0	0	0	4	30	16	5	0
9	CHAIDED Supachai	1 / 1	1	0	3	29	4	0	4	0	1	23	14	1	1
12	MICKELSON Nicholas	2 / 1	1	2	2	11	1	0	2	4	7	14	5	5	3
14	POOMCHANTUEK Rungrath	4 / 0	1	0	3	21	0	0	0	1	3	18	10	0	3
17	HEMVIBOON Pansa	2 / 0	6	0	1	3	2	0	2	8	6	8	2	4	9
18	POMPHAN Weerathep	8 / 1	1	0	8	19	1	0	2	4	7	24	9	5	4
19	CHAROENRATTANAPIROM Pathompon	0 / 0	1	0	0	15	0	0	0	2	4	10	4	1	1
24	KANITSRIBAMPEN Worachit	1 / 0	0	0	3	14	0	0	0	0	3	16	8	1	0
7	SARACHAT Supachok	4 / 0	4	0	4	14	2	0	3	1	5	14	7	5	4
8	AUTRA Picha	2 / 1	1	0	3	1	0	0	0	1	0	3	0	3	0
10	MUEANTA Suphanat	1 / 1	1	0	1	14	1	0	1	1	1	14	7	3	1
22	PROMSRIKAEW Channarong	0 / 0	0	1	0	1	0	0	0	0	2	2	1	1	0
25	CHAMRATSAMEE Peeradon	0 / 0	0	0	1	2	0	0	0	0	0	3	0	0	0

INDIVIDUAL DATA PHYSICAL



Uzbekistan v Thailand

Physical Data



#	Player	Total Distance (m)	Zone 1: 0-7 km/h (m)	Zone 2: 7-15 km/h (m)	Zone 3: 15-20 km/h (m)	Zone 4: 20-25 km/h (m)	Zone 5: 25+ km/h (m)	High Speed Runs (Zone 4)	Sprints (Zone 5)	Top Speed (km/h)
1	YUSUPOV Utkir	4880.5	4162.4	572.1	121.8	20.6	3.5	5.0	1.0	25.3
4	SAYFIEV Farrukh	11332.0	4199.8	4532.7	1485.9	696.8	416.8	97.0	25.0	31.2
5	ASHURMATOV Rustam	10558.9	3790.4	5277.7	999.6	353.5	137.7	43.0	10.0	31.0
6	KHOLMATOV Diyor	12495.1	3474.8	6001.7	2055.8	796.8	166.0	110.0	18.0	30.1
9	HAMROBEKOV Odiljon	12583.8	3617.3	5929.2	2291.5	681.1	64.7	76.0	8.0	29.0
10	MASHARIPOV Jaloliddin	9563.9	3984.2	3623.9	1269.9	578.9	107.0	73.0	12.0	30.0
11	URUNOV Oston	8109.3	3327.7	2950.9	1031.3	532.9	266.5	75.0	19.0	31.6
15	ESHMURODOV Umar	10421.0	3891.1	5100.8	956.0	353.1	119.9	52.0	11.0	29.6
19	TURGUNBOEV Azizbek	8945.6	3338.5	3933.7	1069.5	476.6	127.3	59.0	12.0	30.8
22	FAYZULLAEV Abbosbek	10782.7	3702.5	4694.6	1465.5	706.4	213.7	104.0	24.0	31.5
25	KHUSANOV Abdukodir	9771.0	4396.1	4057.9	718.5	361.9	236.6	52.0	15.0	34.2
8	ISKANDEROV Jamshid	2073.4	476.6	1056.6	398.3	141.8	0	14.0	0	24.6
14	BOLTABOEV Jamshid	919.9	216.8	422.0	240.8	21.7	18.6	5.0	2.0	27.5
20	ERKINOV Khojimat	3740.9	1034.9	1585.9	586.2	282.3	251.5	46.0	14.0	31.7
26	ABDIRAKHMATOV Zafarmurod	1866.4	564.6	901.7	228.2	81.7	90.2	15.0	4.0	33.6

Physical Data



#	Player	Total Distance (m)	Zone 1: 0-7 km/h (m)	Zone 2: 7-15 km/h (m)	Zone 3: 15-20 km/h (m)	Zone 4: 20-25 km/h (m)	Zone 5: 25+ km/h (m)	High Speed Runs (Zone 4)	Sprints (Zone 5)	Top Speed (km/h)
23	KHAMMAI Patiwat	5159.8	4023.0	979.9	126.8	30.0	0	5.0	0	24.1
3	BUNMATHAN Theerathon	10021.3	4038.3	4006.7	1236.1	636.8	103.3	63.0	6.0	29.9
4	DOLAH Elias	10392.8	4191.7	4785.7	962.4	398.3	54.6	43.0	9.0	28.8
6	YOOYEN Sarach	9506.5	3210.1	4386.2	1264.7	492.9	152.7	58.0	10.0	30.5
9	CHAIDED Supachai	11803.3	4021.1	5483.7	1608.0	516.4	174.2	63.0	12.0	29.9
12	MICKELSON Nicholas	11448.5	3750.3	5240.1	1494.6	687.7	275.9	89.0	22.0	30.2
14	POOMCHANTUEK Rungrath	8762.4	2821.0	3603.2	1394.2	652.7	291.5	87.0	20.0	30.5
17	HEMVIBOON Pansa	9580.3	4542.4	3543.0	1043.6	375.0	76.3	41.0	6.0	31.6
18	POMPHAN Weerathep	9333.6	3041.9	4804.2	1196.8	253.5	37.2	37.0	3.0	28.4
19	CHAROENRATTANAPIROM Pathompon	5598.9	1760.5	2546.4	899.2	302.9	89.8	45.0	6.0	32.3
24	KANITSRIBAMPEN Worachit	5740.6	1714.5	2651.5	988.9	310.0	75.6	43.0	8.0	27.8
7	SARACHAT Supachok	5509.6	2179.9	2035.8	785.7	396.1	112.1	52.0	11.0	29.6
8	AUTRA Picha	1963.7	532.5	1022.8	238.8	92.1	77.6	9.0	3.0	30.9
10	MUEANTA Suphanat	5661.0	1993.2	2330.5	713.2	402.3	221.7	62.0	15.0	33.1
22	PROMSRIKAEW Channarong	2504.5	1017.2	820.0	431.7	156.1	79.5	24.0	7.0	30.0
25	CHAMRATSAMEE Peeradon	1945.2	592.8	878.3	381.7	88.9	3.5	14.0	1.0	25.4



AFC
ASIAN CUP
QATAR 2023™