



AFC
ASIAN CUP
QATAR 2023™



Bahrain 1 - 3 Japan

Round of 16 - Match 43

31 January 2024

14:30 Kick Off

Al Thumama Stadium

POST MATCH SUMMARY REPORT

Match Summary - Teams



Bahrain

1

3

Japan

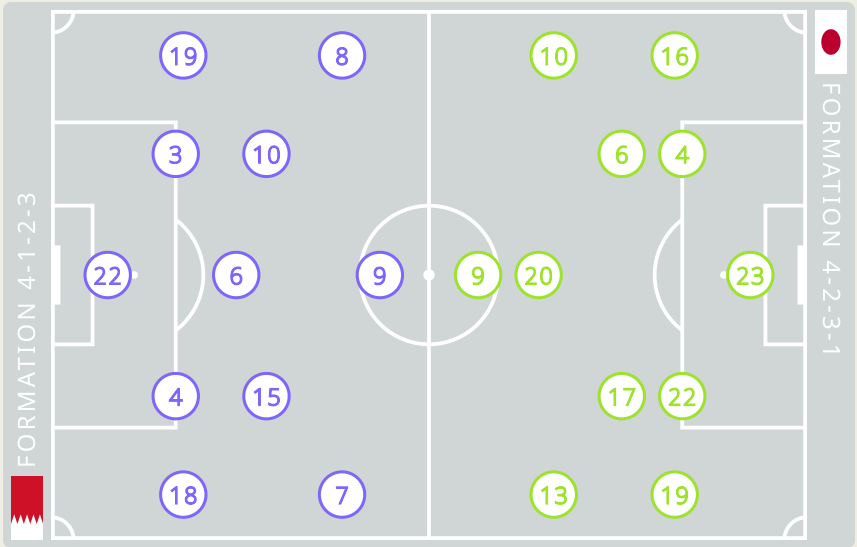


STARTING

	22	GK	EBRAHIM LUTFALLA	
	3	DF	WALEED ALHAYAM (C)	79'
	4	DF	SAYED MAHDI	
	6	MF	MOHAMED ALHARDAN	77'
	7	MF	ALI MADAN	
	8	MF	MOHAMED MARHOON	64'
	9	FW	ABDULLA YUSUF	52'
	10	MF	KOMAIL ALASWAD	77'
	15	MF	JASIM ALSHAIKH	90+2'
	18	DF	MOHAMED ADEL	
	19	DF	HAZZA MUBARAK	90+2'

SUBSTITUTES

	1	GK	ABDULKARIM FARDAN	
	21	GK	SAYED JAAFAR	
	2	DF	AMINE BENADI	
	5	MF	MOHAMED ABDULWAHAB	
	11	MF	EBRAHIM ALKHATAL	
	12	MF	ALI HASAN	
	13	MF	MOSES ATEDE	77'
	14	FW	ABDULLA ALHASHASH	77'
	16	MF	MOHAMMED QAYOOM	
	17	DF	SALEM HUSAIN	
	20	MF	MAHDI ALHUMAIDAN	64'
	23	DF	ABDULLA ALKHULASI	90+2'
	24	MF	JASIM ALSALAMA	90+2'
	25	P	IBRAHIM ALWALI	
	26	DF	HUSAIN ALEKER	



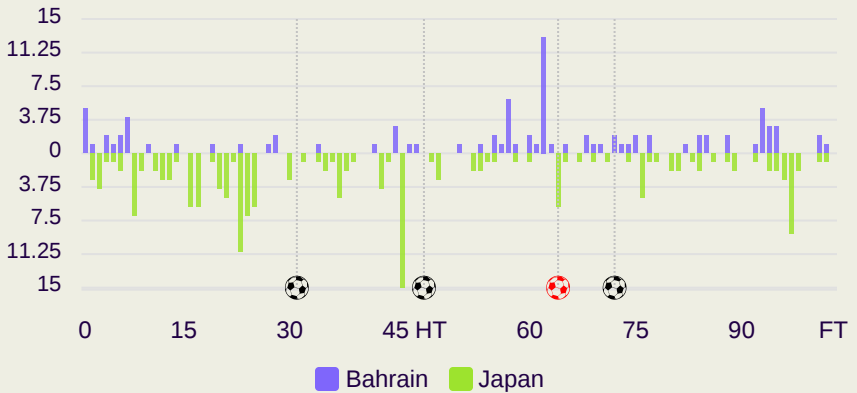
STARTING

			SUZUKI Zion	GK	23	
			ITAKURA Kou	DF	4	
			(C) ENDO Wataru	MF	6	
80'	72'	64'	UEDA Ayase	FW	9	
80'	31'		DOAN Ritsu	MF	10	
68'			NAKAMURA Keito	MF	13	
	57'		MAIKUMA Seiya	DF	16	
	36'		HATATE Reo	MF	17	
			NAKAYAMA Yuta	DF	19	
68'	49'		KUBO Takefusa	MF	20	
			TOMIYASU Takehiro	DF	22	

SUBSTITUTES

			MAEKAWA Daiya	GK	1	
			NOZAWA Taishi	GK	12	
			SUGAWARA Yukinari	DF	2	
			TANIGUCHI Shogo	DF	3	
36'			MORITA Hidemasa	MF	5	
68'			MITOMA Kaoru	MF	7	
68'			MINAMINO Takumi	MF	8	
			HOSOYA Mao	FW	11	
			ITO Junya	MF	14	
80'			MACHIDA Koki	DF	15	
80'			ASANO Takuma	FW	18	
			ITO Hiroki	DF	21	
			WATANABE Tsuyoshi	DF	24	
			MAEDA Daizen	FW	25	
			SANO Kaishu	MF	26	

Distribution in the Final Third



Match Summary - Key Statistics

 **Bahrain**



Japan 

Possession			
Total	<div><div>40.2%</div><div>13.1%</div><div>46.7%</div></div>	Total	
1	Goals	3	
7 (2)	Attempts at Goal (On Target)	14 (6)	
468 (369)	Total Passes (Complete)	500 (425)	
79 %	Pass Completion %	85 %	
74	Completed Line Breaks	113	
2	Defensive Line Breaks	22	
60	Receptions in the Final Third	134	
12	Crosses	19	
5	Ball Progressions	17	
191 (46)	Defensive Pressures Applied (Direct Pressures)	170 (43)	
57	Forced Turnovers	62	
78	Second Balls	90	
112.4 km	Total Distance Covered	120.6 km	
5.8 km	Zone 4 – Low Speed Sprinting: 20-25 km/h	6 km	



Bahrain

Phases of Play

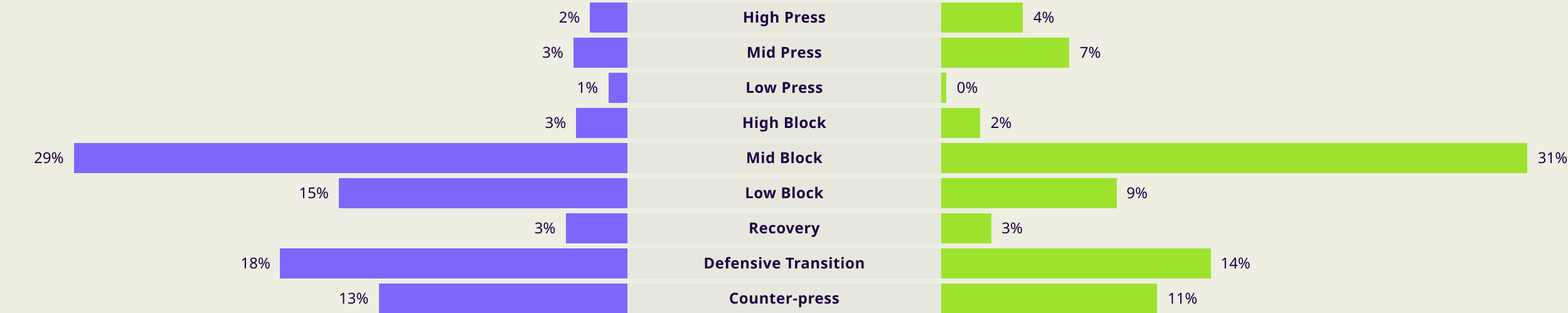
Japan



IN POSSESSION



OUT OF POSSESSION

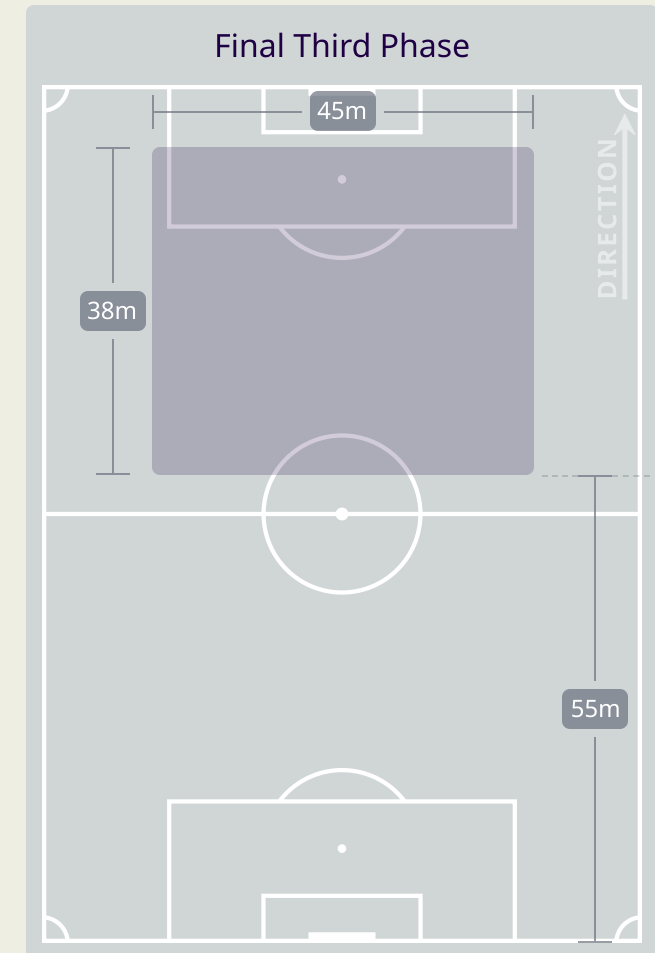
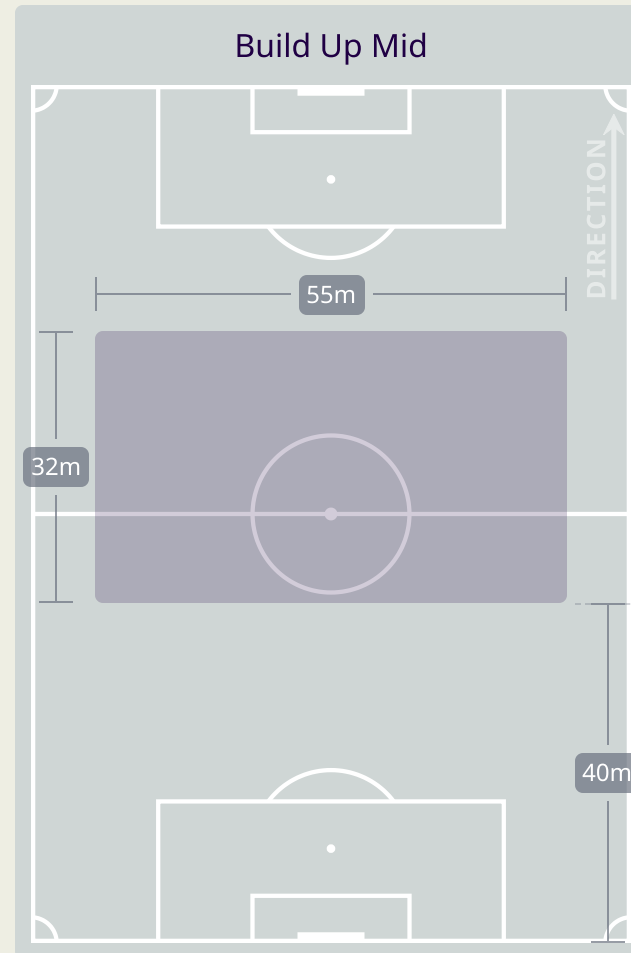
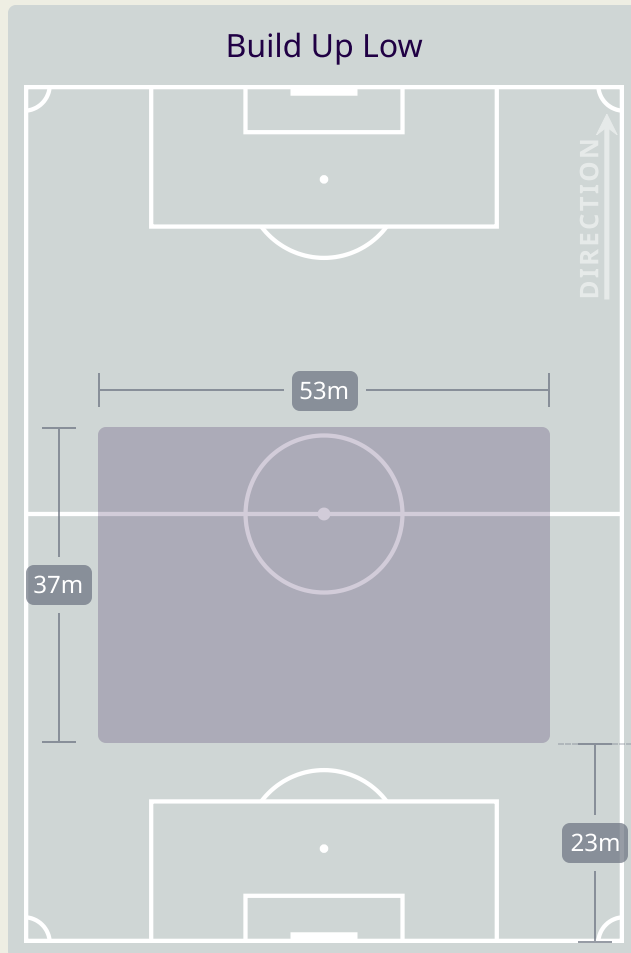


IN POSSESSION

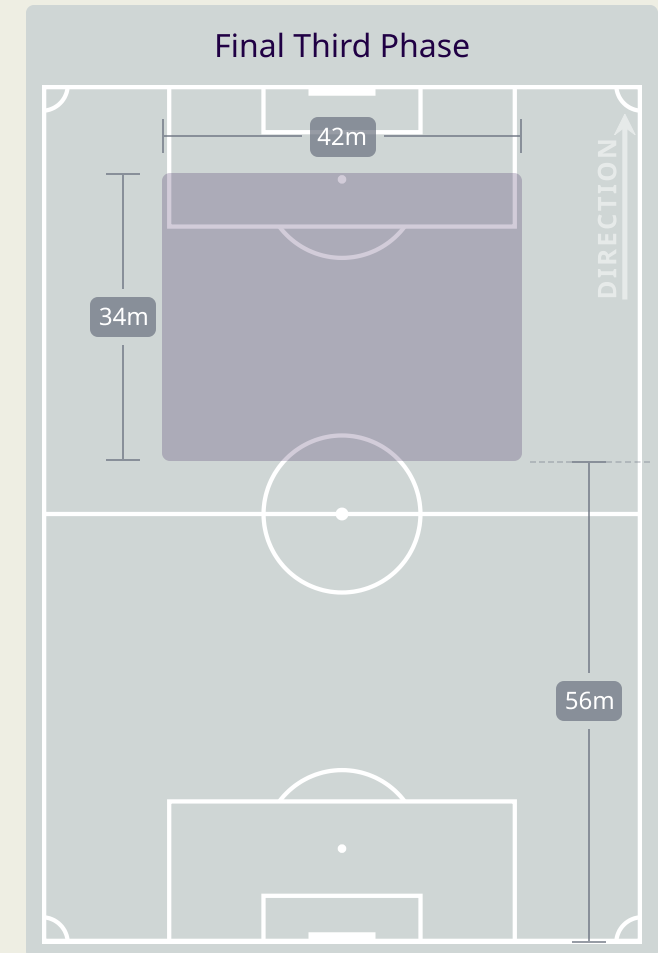
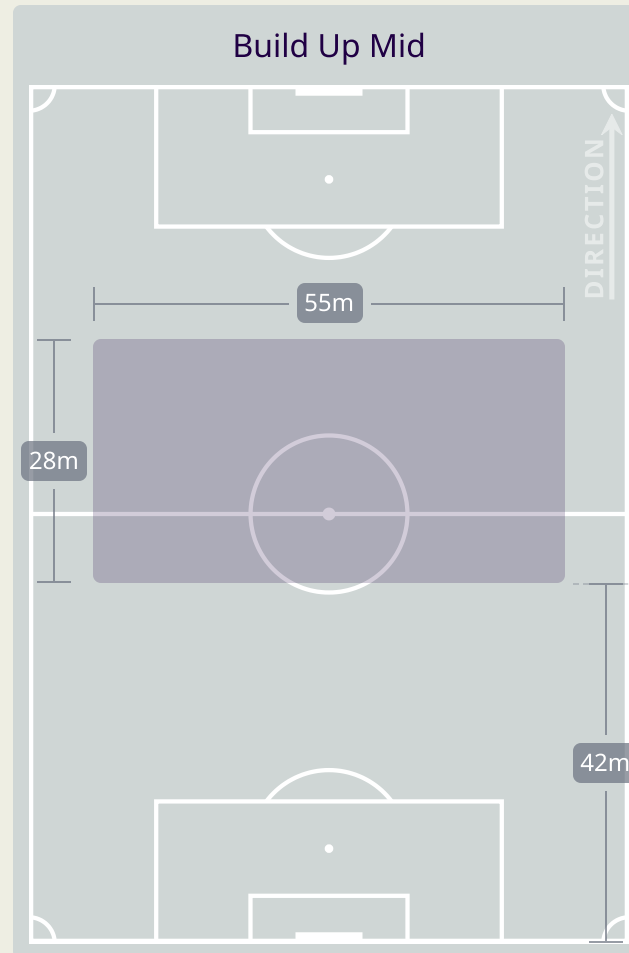
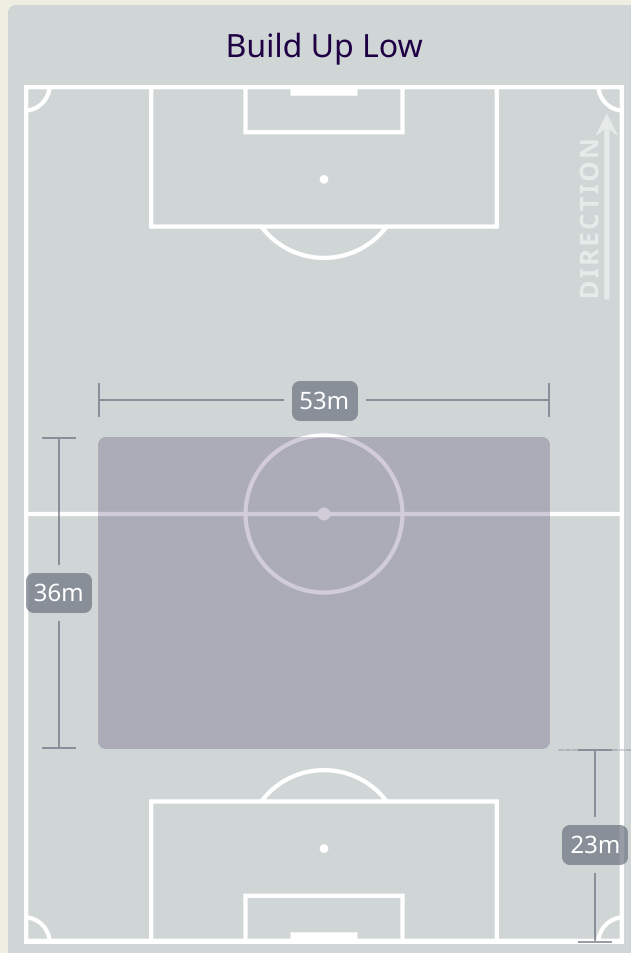


Bahrain v Japan

In Possession Line Height & Team Length



In Possession Line Height & Team Length



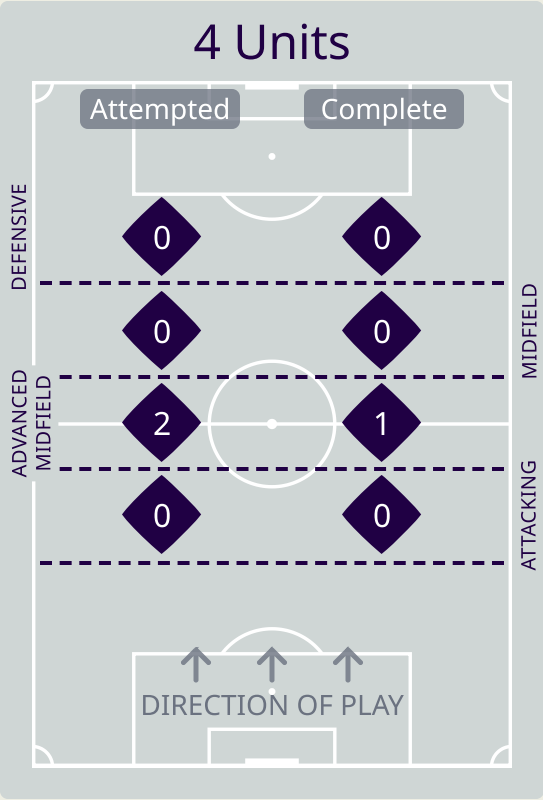
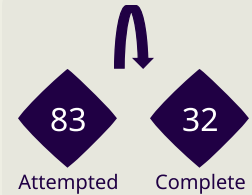
Line Breaks



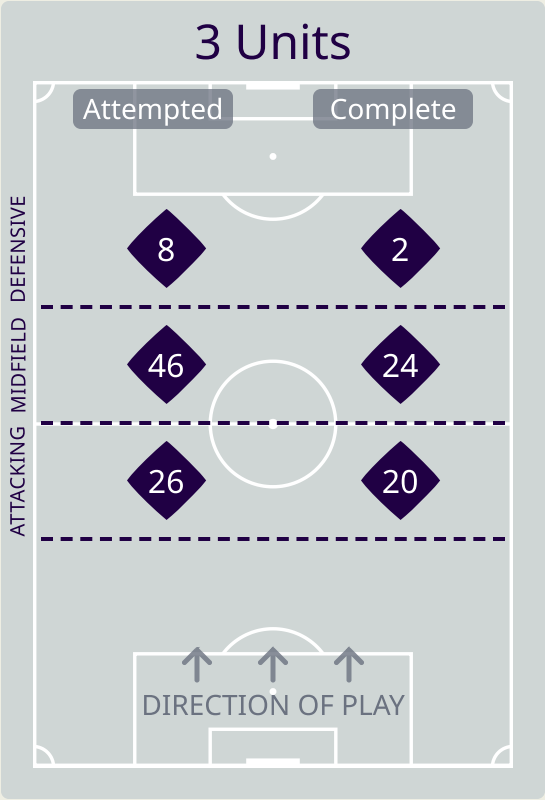
Bahrain

Attempted Line Breaks

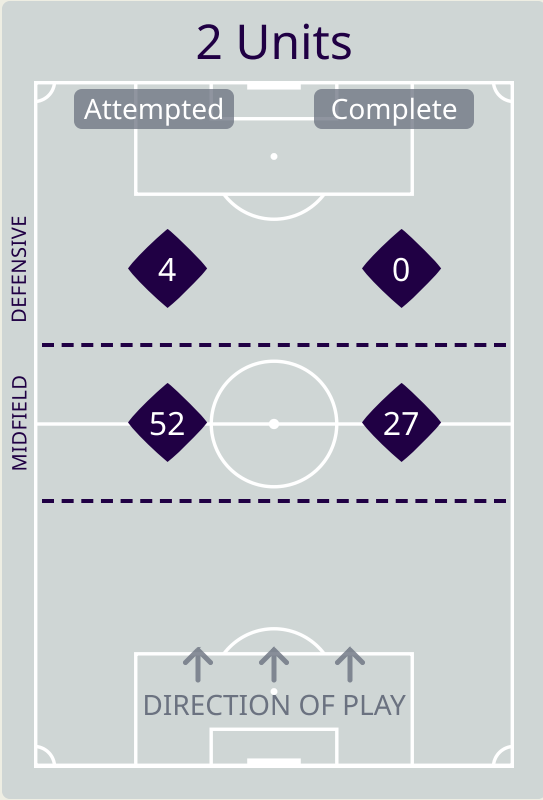
138



Attempted Line Breaks	2
Inside Shape	2
Outside Shape	0



Attempted Line Breaks	80
Inside Shape	58
Outside Shape	22



Attempted Line Breaks	56
Inside Shape	43
Outside Shape	13

Line Breaks



Japan

Attempted Line Breaks

142

↑

44

Attempted

40

Complete

↻

57

Attempted

52

Complete

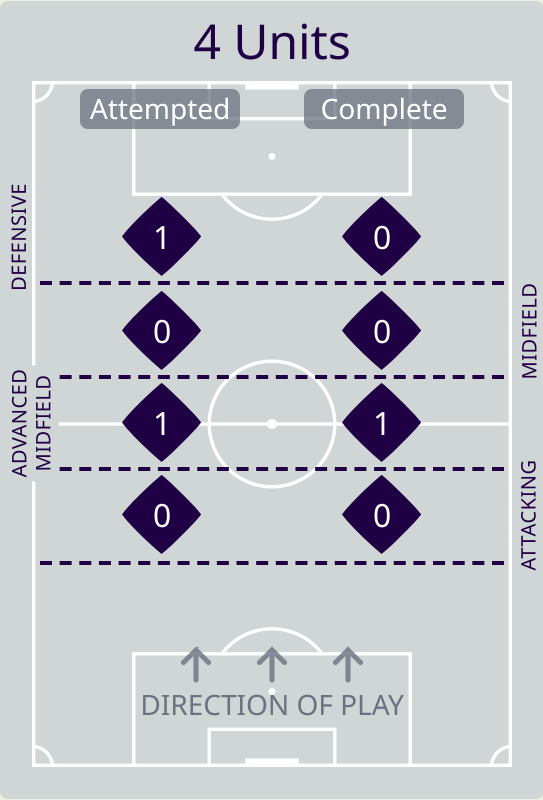
↷

41

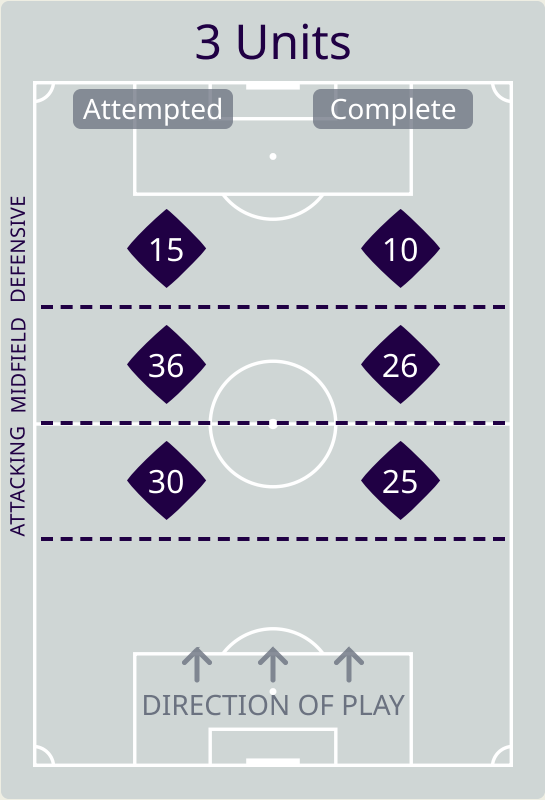
Attempted

21

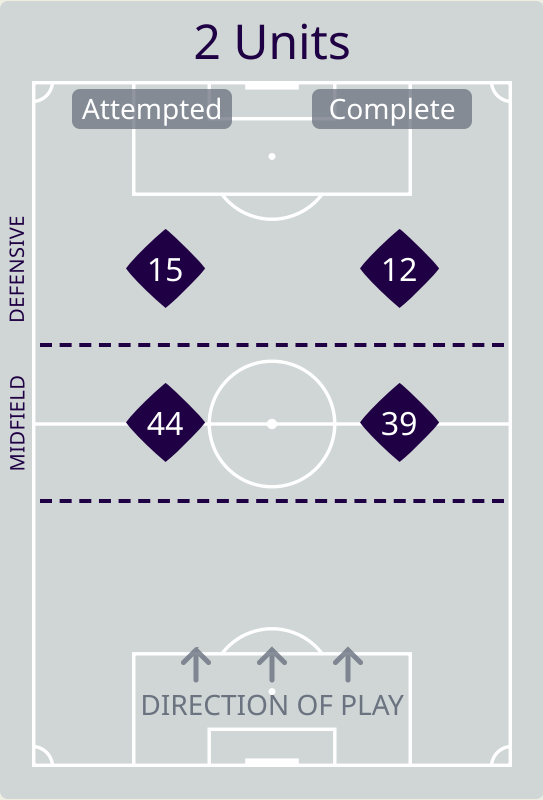
Complete



Attempted Line Breaks	2
Inside Shape	1
Outside Shape	1



Attempted Line Breaks	81
Inside Shape	57
Outside Shape	24



Attempted Line Breaks	59
Inside Shape	27
Outside Shape	32

Line Breaks



					4 Units				3 Units			2 Units		Direction			Distribution Type		
#	Player	Line Breaks Attempted	Line Breaks Completed	Line Break Completion %	Attacking Line	Attacking Midfield Line	Midfield Line	Defensive Line	Attacking Line	Midfield Line	Defensive Line	Midfield Line	Defensive Line	Through	Around	Over	Pass	Cross	Ball Progression
22	EBRAHIM LUTFALLA	21	5	23%	0	0	0	0	1	4	1	15	0	1	0	20	21	0	0
3	WALEED ALHAYAM	23	15	65%	0	0	0	0	6	12	2	2	1	4	7	12	23	0	0
4	SAYED MAHDI	14	7	50%	0	0	0	0	4	6	1	3	0	5	0	9	14	0	0
6	MOHAMED ALHARDAN	12	7	58%	0	0	0	0	4	5	1	2	0	1	4	7	12	0	0
7	ALI MADAN	5	2	40%	0	0	0	0	0	2	0	3	0	2	1	2	5	0	0
8	MOHAMED MARHOON	6	1	16%	0	0	0	0	1	3	0	2	0	2	1	3	5	0	1
9	ABDULLA YUSUF	3	1	33%	0	0	0	0	0	0	2	1	0	2	0	1	3	0	0
10	KOMAIL ALASWAD	7	3	42%	0	1	0	0	1	1	0	4	0	1	1	5	6	1	0
15	JASIM ALSHAIKH	5	4	80%	0	0	0	0	1	1	0	3	0	0	3	2	5	0	0
18	MOHAMED ADEL	14	9	64%	0	1	0	0	3	5	0	3	2	1	2	11	12	2	0
19	HAZZA MUBARAK	11	9	81%	0	0	0	0	3	2	1	5	0	1	5	5	11	0	0
13	MOSES ATEDE	6	4	66%	0	0	0	0	2	0	0	4	0	5	1	0	6	0	0
14	ABDULLA ALHASHASH	2	2	100%	0	0	0	0	0	1	0	1	0	1	1	0	2	0	0
20	MAHDI ALHUMAIDAN	3	0	0%	0	0	0	0	0	1	0	1	1	0	0	3	2	1	0
23	ABDULLA ALKHULASI	1	1	100%	0	0	0	0	0	1	0	0	0	0	0	1	1	0	0
24	JASIM ALSALAMA	5	4	80%	0	0	0	0	0	2	0	3	0	2	1	2	5	0	0

[illegible]

Passing Networks



#	Passes From ↓ to →	EBRAHIM LUTFALLA	WALEED ALHAYAM	SAYED MAHDI	MOHAMED ALHARDAN	ALI MADAN	MOHAMED MARHOON	ABDULLA YUSUF	KOMAIL ALASWAD	JASIM ALSHAIKH	MOHAMED ADEL	HAZZA MUBARAK	MOSES ATEDE	ABDULLA ALHASHASH	MAHDI ALHUMAIDAN	ABDULLA ALKHULASI	JASIM ALSALAMA
22	EBRAHIM LUTFALLA		7	3	0	0	0	3	0	0	0	1	0	0	0	0	1
3	WALEED ALHAYAM	1		17	1	4	5	0	8	5	0	9	5	0	2	1	2
4	SAYED MAHDI	2	16		9	0	0	0	2	3	3	1	2	0	2	0	2
6	MOHAMED ALHARDAN	2	3	5		3	1	1	3	2	3	0	0	0	0	0	0
7	ALI MADAN	0	2	5	2		1	0	1	2	3	2	2	0	0	1	0
8	MOHAMED MARHOON	0	2	0	0	3		0	2	1	1	3	0	0	0	0	0
9	ABDULLA YUSUF	0	0	0	0	2	0		1	1	2	0	0	0	1	0	0
10	KOMAIL ALASWAD	0	9	2	7	3	2	0		6	1	4	0	0	1	0	0
15	JASIM ALSHAIKH	0	5	5	3	2	4	0	3		5	3	0	0	1	0	0
18	MOHAMED ADEL	1	2	3	0	4	0	0	2	3		0	3	0	3	0	0
19	HAZZA MUBARAK	0	6	0	1	4	8	0	4	2	1		0	1	0	0	0
13	MOSES ATEDE	0	2	3	0	1	0	2	0	3	2	0		2	1	0	0
14	ABDULLA ALHASHASH	0	0	0	0	0	0	2	0	0	0	0	1		1	0	0
20	MAHDI ALHUMAIDAN	0	0	2	0	1	0	0	0	1	3	2	2	1		0	0
23	ABDULLA ALKHULASI	0	0	0	0	1	0	0	0	0	0	0	0	0	0		1
24	JASIM ALSALAMA	0	0	0	0	2	0	0	0	0	0	0	1	0	1	1	

Top 5 Player to Player Passers		
Player	Passed To	% of Total Team Passes
WALEED ALHAYAM	SAYED MAHDI	5.1%
SAYED MAHDI	WALEED ALHAYAM	4.8%
WALEED ALHAYAM	HAZZA MUBARAK	2.7%
SAYED MAHDI	MOHAMED ALHARDAN	2.7%

KOMAIL ALASWAD	WALEED ALHAYAM	2.7%
----------------	----------------	------

Passing Networks

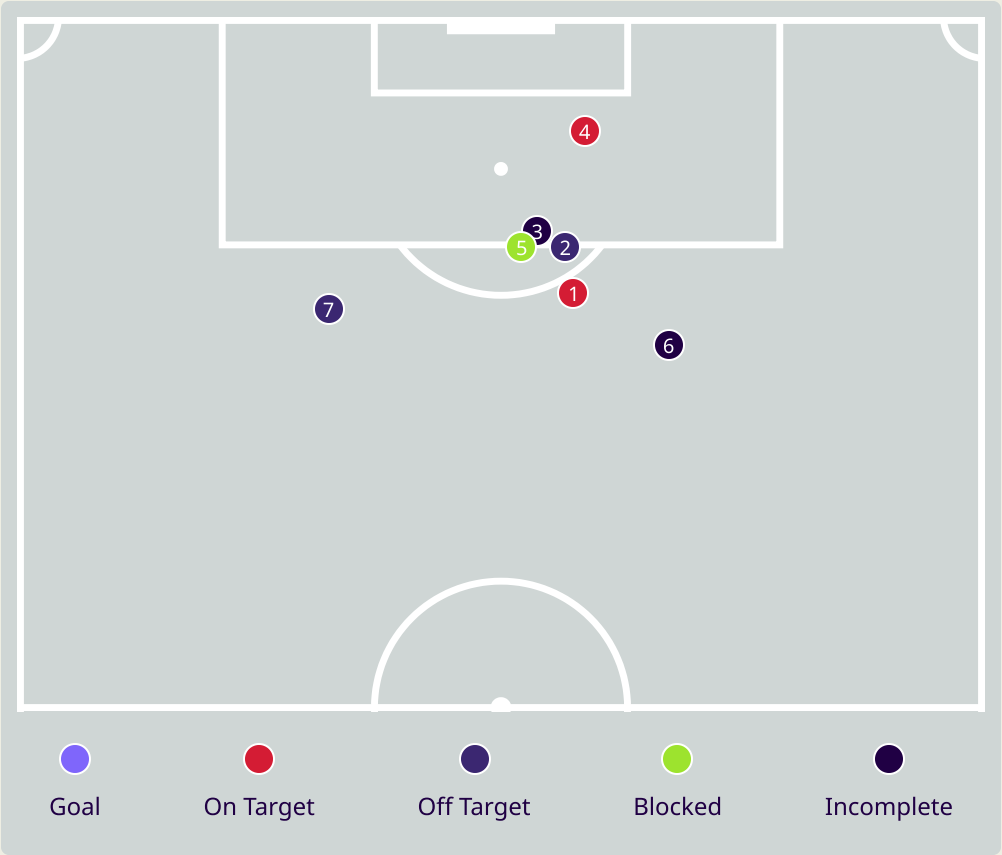







#	Passes From ↓ to →	SUZUKI Zion	ITAKURA Kou	ENDO Wataru	UEDA Ayase	DOAN Ritsu	NAKAMURA Keito	MAIKUMA Seiya	HATATE Reo	NAKAYAMA Yuta	KUBO Takefusa	TOMIYASU Takehiro	MORITA Hidemasa	MITOMA Kaoru	MINAMINO Takumi	MACHIDA Koki	ASANO Takuma
23	SUZUKI Zion		4	1	0	0	0	0	1	1	0	6	0	1	0	0	0
4	ITAKURA Kou	2		10	1	0	0	21	2	2	2	10	2	0	0	1	0
6	ENDO Wataru	0	7		4	2	1	13	2	6	8	15	3	2	1	0	1
9	UEDA Ayase	0	0	2		3	0	1	2	1	3	0	0	1	0	0	0
10	DOAN Ritsu	0	1	2	3		1	2	0	0	1	0	0	1	0	0	0
13	NAKAMURA Keito	0	1	4	3	0		0	2	3	3	1	1	0	0	0	0
16	MAIKUMA Seiya	1	16	10	4	4	0		0	1	2	5	1	0	1	0	1
17	HATATE Reo	0	1	3	1	2	1	1		3	0	3	0	0	0	0	0
19	NAKAYAMA Yuta	0	2	4	0	0	5	0	3		4	3	6	5	1	0	2
20	KUBO Takefusa	0	2	2	3	3	2	3	2	3		1	3	0	0	0	0
22	TOMIYASU Takehiro	6	16	7	0	0	6	2	1	4	1		3	0	0	1	0
5	MORITA Hidemasa	0	2	2	0	1	3	3	0	6	1	0		4	1	3	1
7	MITOMA Kaoru	0	0	3	1	0	0	0	0	5	0	0	2		0	1	4
8	MINAMINO Takumi	0	0	1	0	0	0	3	0	0	0	0	1	2		0	0
15	MACHIDA Koki	0	0	0	0	0	0	0	0	1	0	1	1	6	0		0
18	ASANO Takuma	0	0	1	0	0	0	0	0	1	0	0	0	1	3	0	

Top 5 Player to Player Passers		
Player	Passed To	% of Total Team Passes
ITAKURA Kou	MAIKUMA Seiya	5.2%
MAIKUMA Seiya	ITAKURA Kou	3.9%
TOMIYASU Takehiro	ITAKURA Kou	3.9%
ENDO Wataru	TOMIYASU Takehiro	3.7%

ENDO Wataru	MAIKUMA Seiya	3.2%
-------------	---------------	------

Attempts at Goal



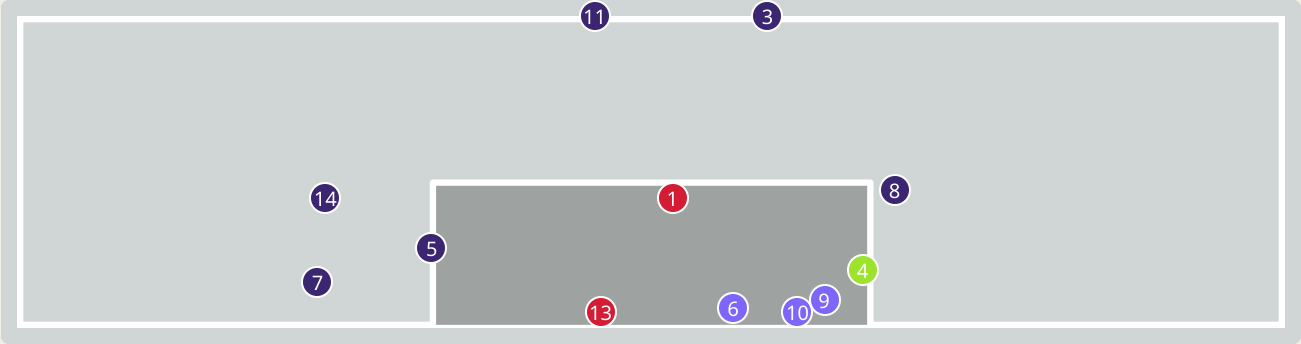
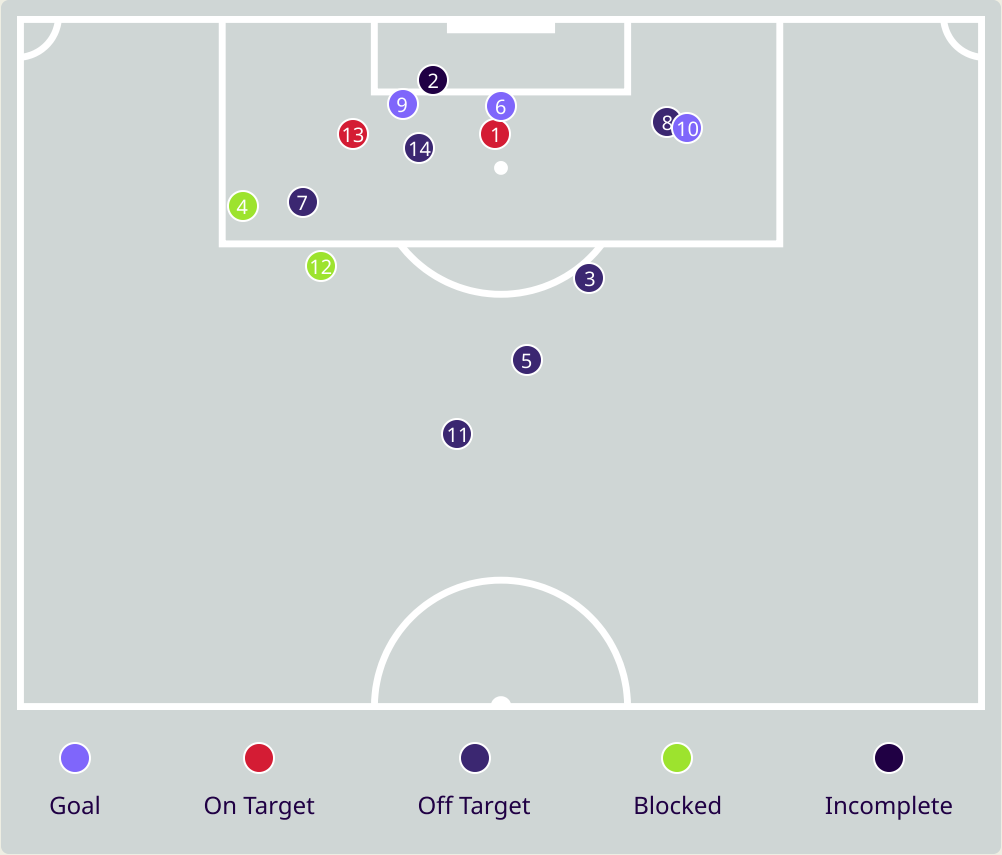
Key	Outcome	Shots
	Goals	0
	On Target	2
	Off Target	2
	Blocked	1
	Incomplete	2

Attempts at Goal



Time	Player	Outcome	Body Part	Delivery Type
28	7 ALI MADAN	On Target - Saved	Left Foot	Pass
45	9 ABDULLA YUSUF	Off Target - Saved	Right Foot	Pass
57	9 ABDULLA YUSUF	Incomplete	Head	Cross
63	4 SAYED MAHDI	On Target - Saved	Head	Corner
82	9 ABDULLA YUSUF	Incomplete - Blocked	Right Foot	Other
82	13 MOSES ATEDE	Incomplete - Player On Ball Error	Right Foot	Loose Ball
88	9 ABDULLA YUSUF	Deflected Off Target - Defensive Event	Left Foot	Pass

Attempts at Goal



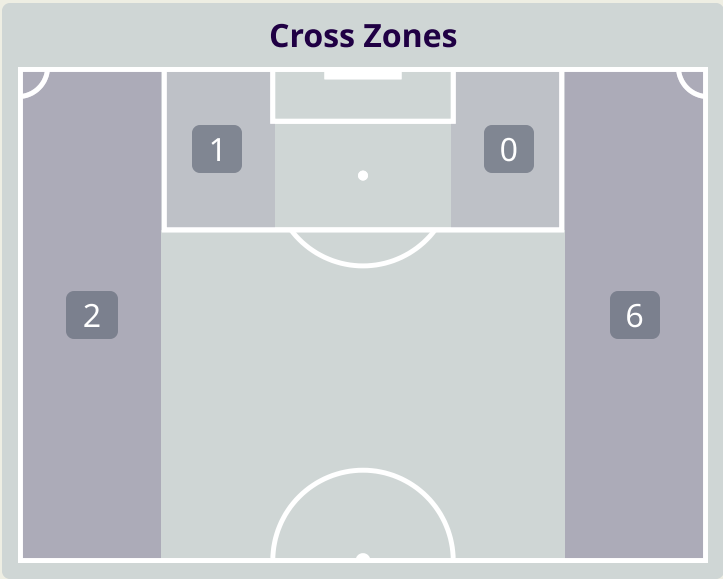
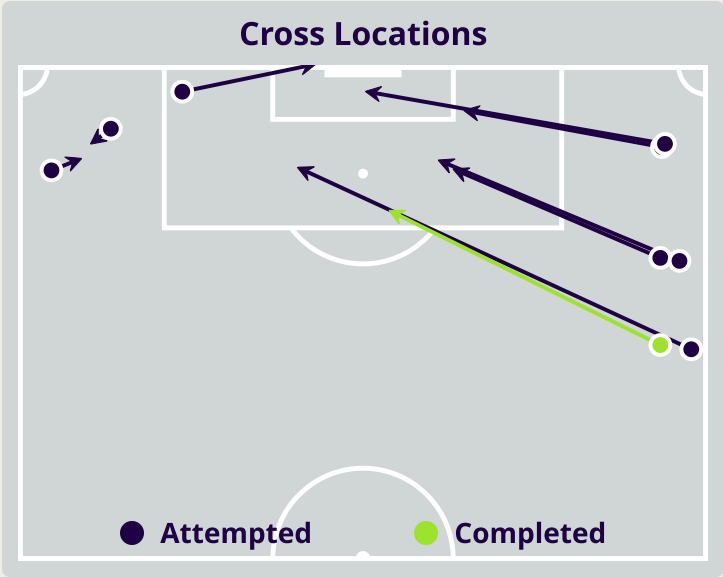
Key	Outcome	Shots
	Goals	3
	On Target	2
	Off Target	6
	Blocked	2
	Incomplete	1

Attempts at Goal

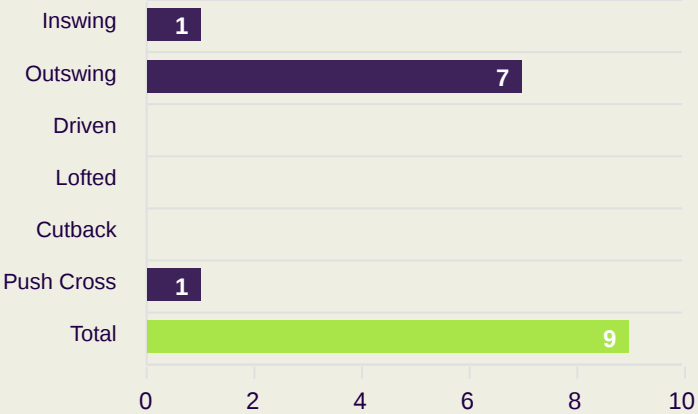


Time	Player	Outcome	Body Part	Delivery Type
9	9 UEDA Ayase	On Target - Saved	Head	Corner
21	6 ENDO Wataru	Incomplete - Player On Ball Error	Head	Pass
22	17 HATATE Reo	Off Target	Right Foot	Loose Ball
25	13 NAKAMURA Keito	On Target - Blocked	Right Foot	Pass
30	16 MAIKUMA Seiya	Off Target	Right Foot	Pass
30	10 DOAN Ritsu	On Target - Goal	Left Foot	Other
38	13 NAKAMURA Keito	Deflected Off Target - Defensive Event	Left Foot	Pass
46	4 ITAKURA Kou	Off Target	Head	Freekick
48	20 KUBO Takefusa	On Target - Goal	Left Foot	Loose Ball
71	9 UEDA Ayase	On Target - Goal	Right Foot	Ball Progression
77	19 NAKAYAMA Yuta	Off Target	Left Foot	Loose Ball
80	8 MINAMINO Takumi	Incomplete - Blocked	Right Foot	Freekick
93	18 ASANO Takuma	On Target - Saved	Right Foot	Pass
94	7 MITOMA Kaoru	Off Target	Right Foot	Pass

Crosses (Open Play)



Delivery Type



Attempted

9

Completed

1

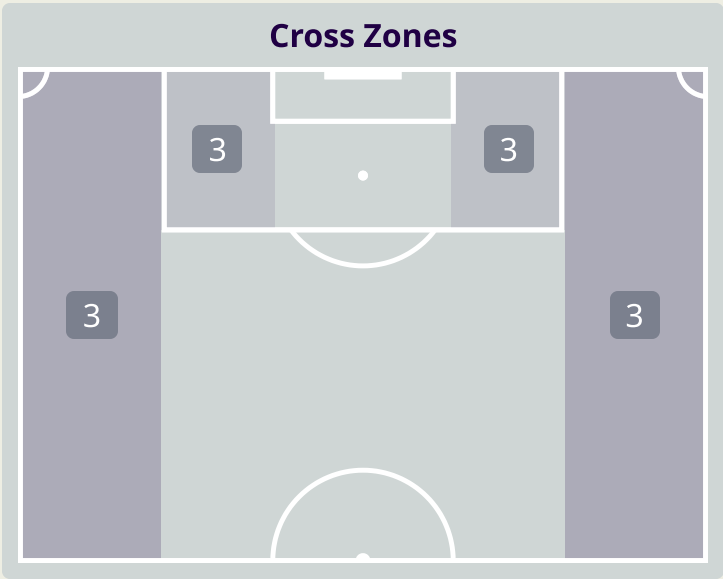
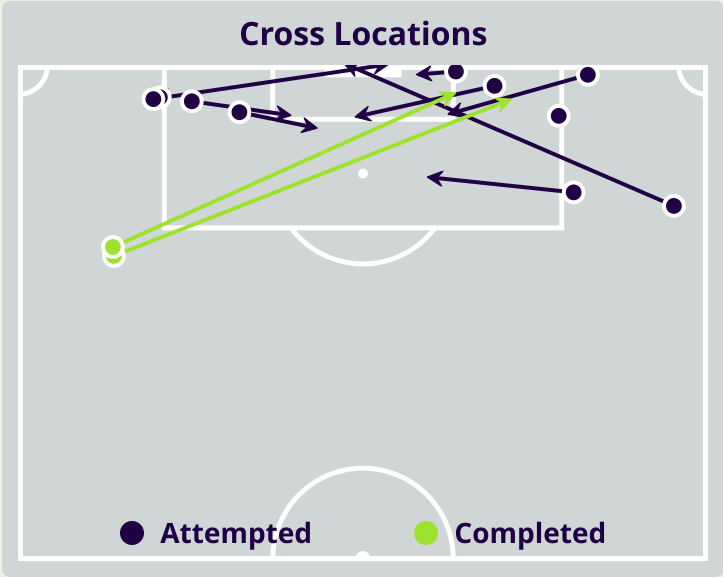
Most Crosses Attempted

5

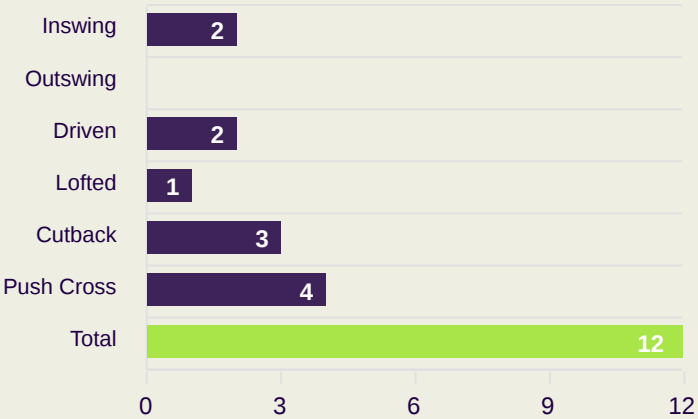
MOHAMED ADEL
RIGHT BACK

#	Player	Inswing	Outswing	Driven	Lofted	Cutback	Push Cross	Total Attempted
22	EBRAHIM LUTFALLA	0	0	0	0	0	0	0
3	WALEED ALHAYAM	0	0	0	0	0	0	0
4	SAYED MAHDI	0	0	0	0	0	0	0
6	MOHAMED ALHARDAN	0	0	0	0	0	0	0
7	ALI MADAN	0	0	0	0	0	0	0
8	MOHAMED MARHOON	1	0	0	0	0	1	2
9	ABDULLA YUSUF	0	0	0	0	0	0	0
10	KOMAIL ALASWAD	0	0	0	0	0	0	0
15	JASIM ALSHAIKH	0	0	0	0	0	0	0
18	MOHAMED ADEL	0	5	0	0	0	0	5
19	HAZZA MUBARAK	0	1	0	0	0	0	1
13	MOSES ATEDE	0	0	0	0	0	0	0
14	ABDULLA ALHASHASH	0	0	0	0	0	0	0
20	MAHDI ALHUMAIDAN	0	1	0	0	0	0	1
23	ABDULLA ALKHULASI	0	0	0	0	0	0	0
24	JASIM ALSALAMA	0	0	0	0	0	0	0

Crosses (Open Play)



Delivery Type



Attempted

12

Completed

2

Most Crosses Attempted

3

MAIKUMA Seiya
RIGHT BACK

#	Player	Inswing	Outswing	Driven	Lofted	Cutback	Push Cross	Total Attempted
23	SUZUKI Zion	0	0	0	0	0	0	0
4	ITAKURA Kou	0	0	0	0	0	0	0
6	ENDO Wataru	0	0	0	0	0	0	0
9	UEDA Ayase	0	0	0	0	0	0	0
10	DOAN Ritsu	0	0	0	0	1	0	1
13	NAKAMURA Keito	1	0	0	0	0	0	1
16	MAIKUMA Seiya	0	0	1	0	1	1	3
17	HATATE Reo	1	0	0	0	0	0	1
19	NAKAYAMA Yuta	0	0	0	0	0	1	1
20	KUBO Takefusa	0	0	1	0	0	0	1
22	TOMIYASU Takehiro	0	0	0	0	0	0	0
5	MORITA Hidemasa	0	0	0	0	0	0	0
7	MITOMA Kaoru	0	0	0	1	1	1	3
8	MINAMINO Takumi	0	0	0	0	0	1	1
15	MACHIDA Koki	0	0	0	0	0	0	0
18	ASANO Takuma	0	0	0	0	0	0	0

Offering to Receive



216

Total Offers Made

83

Total Offers Received

Most Offers

33

ALI MADAN

RIGHT WINGER

76

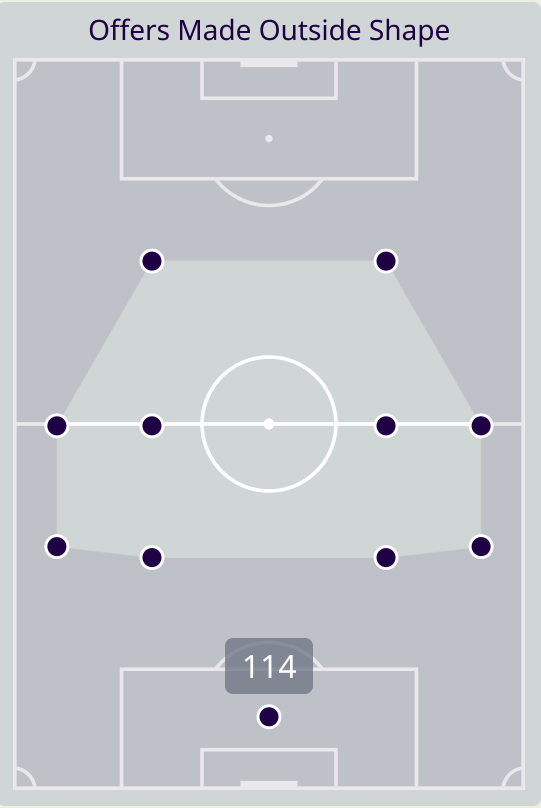
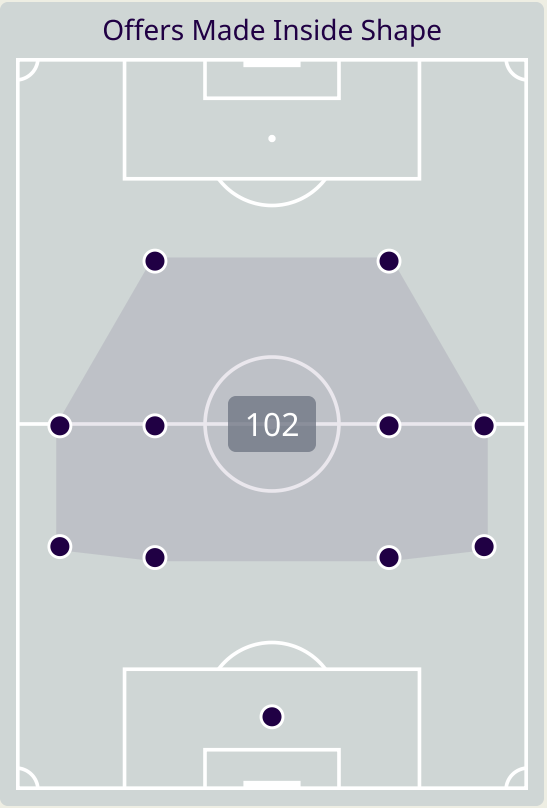
Offers Made in Final Third

116

Offers Made in Middle Third

24

Offers Made in Defensive Third



#	Player	Offers Made	Offers Received	% Made & Received
22	EBRAHIM LUTFALLA	0	0	0%
3	WALEED ALHAYAM	30	17	56.7%
4	SAYED MAHDI	2	1	50%
6	MOHAMED ALHARDAN	3	3	100%
7	ALI MADAN	33	11	33.3%
8	MOHAMED MARHOON	21	12	57.1%
9	ABDULLA YUSUF	17	3	17.6%
10	KOMAIL ALASWAD	21	7	33.3%
15	JASIM ALSHAIKH	17	6	35.3%
18	MOHAMED ADEL	11	4	36.4%
19	HAZZA MUBARAK	32	10	31.2%
13	MOSES ATEDE	2	0	0%
14	ABDULLA ALHASHASH	7	1	14.3%
20	MAHDI ALHUMAIDAN	13	5	38.5%
23	ABDULLA ALKHULASI	3	1	33.3%
24	JASIM ALSALAMA	4	2	50%

Offering to Receive



309

Total Offers Made

111

Total Offers Received

Most Offers

44

MAIKUMA Seiya

RIGHT BACK

139

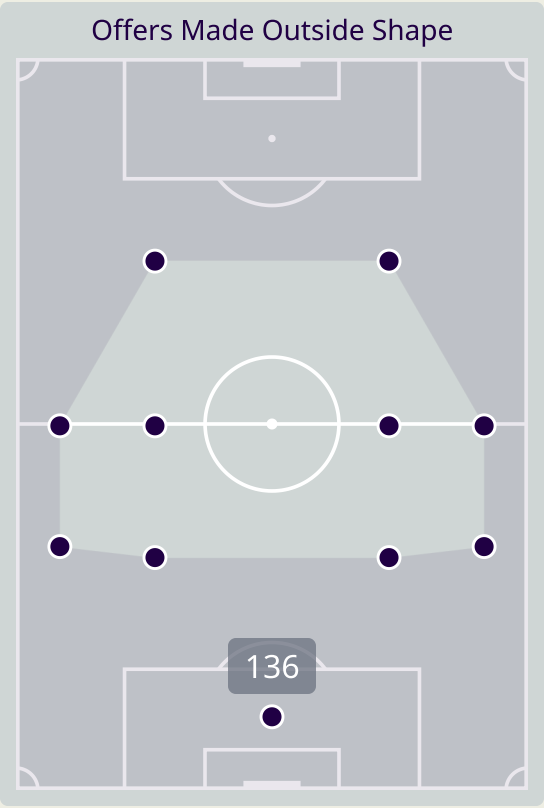
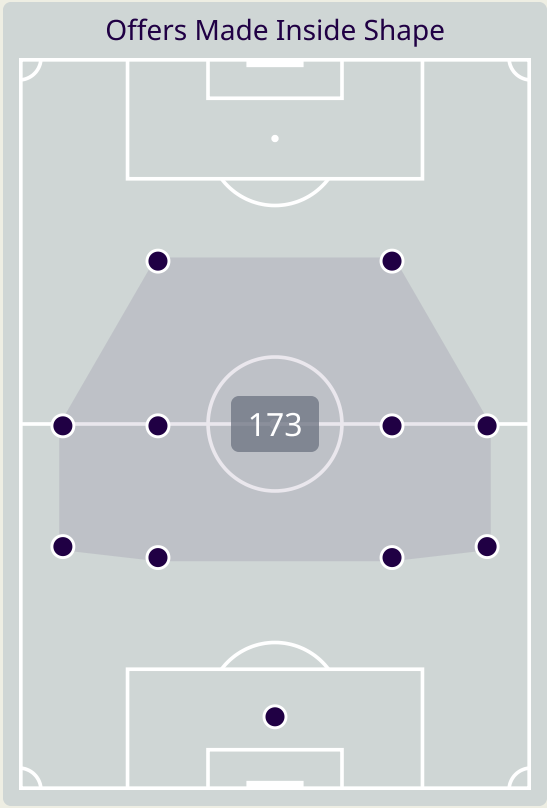
Offers Made in Final Third

122

Offers Made in Middle Third

48

Offers Made in Defensive Third



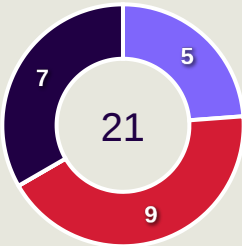
#	Player	Offers Made	Offers Received	% Made & Received
23	SUZUKI Zion	0	0	0%
4	ITAKURA Kou	24	9	37.5%
6	ENDO Wataru	35	22	62.9%
9	UEDA Ayase	32	7	21.9%
10	DOAN Ritsu	19	3	15.8%
13	NAKAMURA Keito	20	5	25%
16	MAIKUMA Seiya	44	26	59.1%
17	HATATE Reo	19	3	15.8%
19	NAKAYAMA Yuta	33	7	21.2%
20	KUBO Takefusa	27	14	51.9%
22	TOMIYASU Takehiro	6	2	33.3%
5	MORITA Hidemasa	29	7	24.1%
7	MITOMA Kaoru	3	1	33.3%
8	MINAMINO Takumi	7	3	42.9%
15	MACHIDA Koki	2	0	0%
18	ASANO Takuma	9	2	22.2%

Movement to Receive

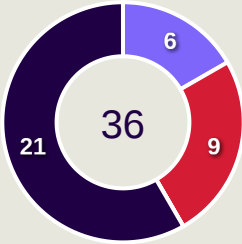


Movement Types by Phase

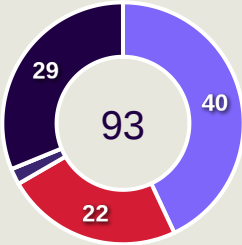
Final Third Phase



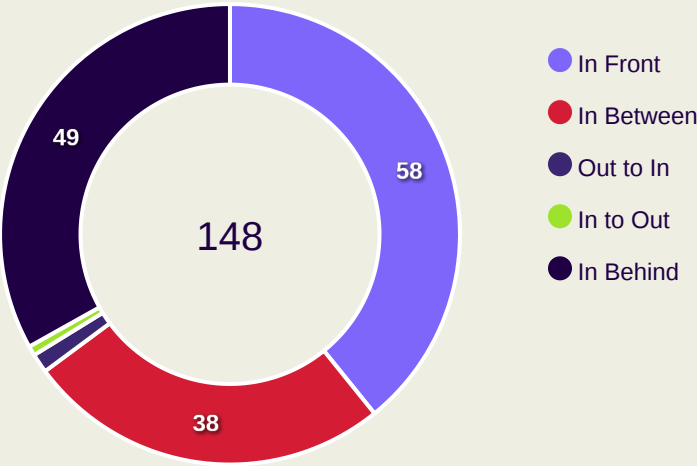
Progression Phase



Build Up Phase



All Movement Types

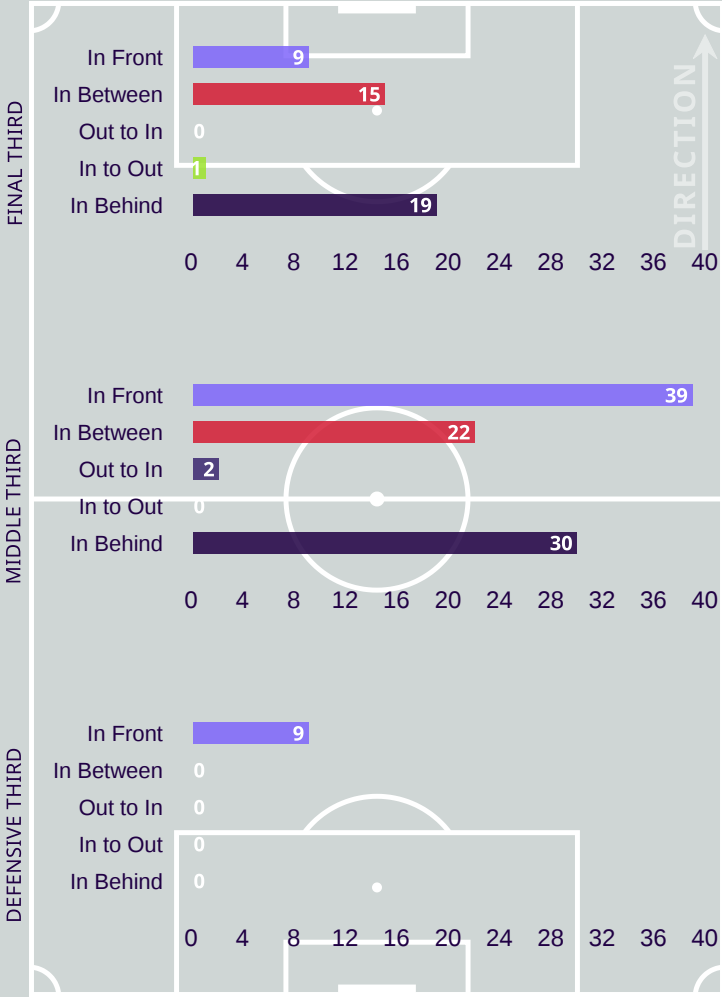


- In Front
- In Between
- Out to In
- In to Out
- In Behind

Top Ranked Players

Type	Player	Movements
In Front	15 JASIM ALSHAIKH	13
In Between	7 ALI MADAN	12
Out to In	8 MOHAMED MARHOON	1
In to Out	10 KOMAIL ALASWAD	1
In Behind	9 ABDULLA YUSUF	11

Movement Types Pitch Third

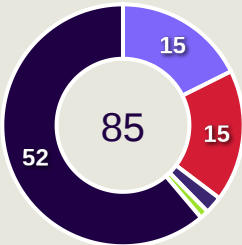


Movement to Receive

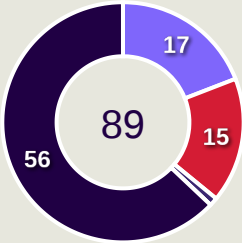


Movement Types by Phase

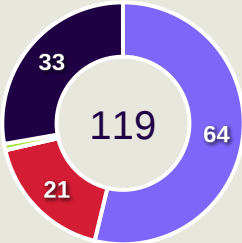
Final Third Phase



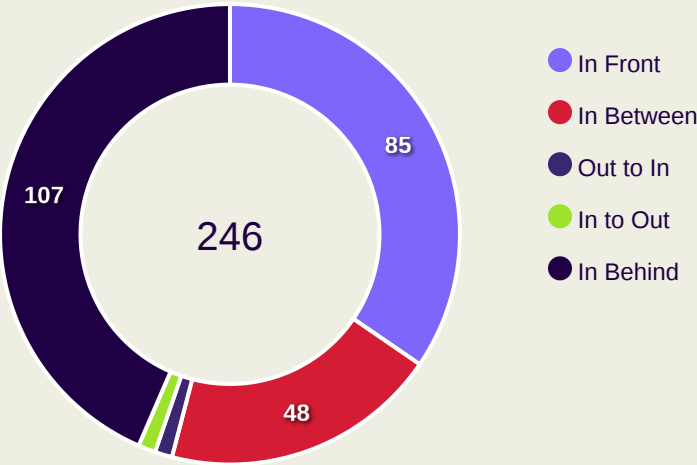
Progression Phase



Build Up Phase



All Movement Types

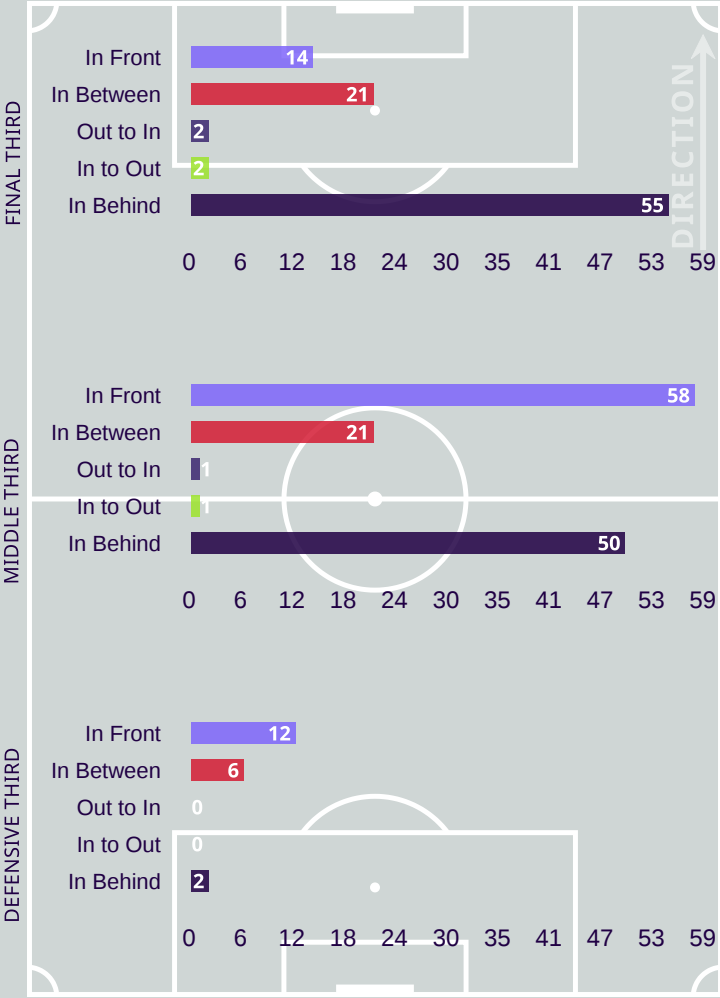


- In Front
- In Between
- Out to In
- In to Out
- In Behind

Top Ranked Players

Type	Player	Movements
In Front	6 ENDO Wataru	24
In Between	9 UEDA Ayase	9
Out to In	10 DOAN Ritsu	1
In to Out	6 ENDO Wataru	1
In Behind	9 UEDA Ayase	23

Movement Types Pitch Third



OUT OF POSSESSION



Bahrain v Japan

Defensive Actions

57

Forced Turnovers

44

Possession Regained

3

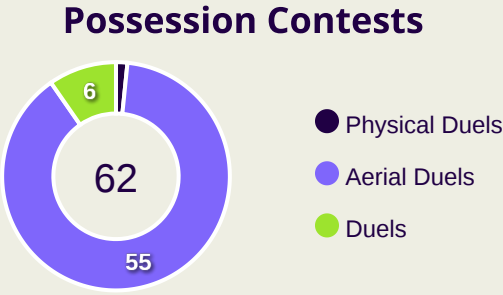
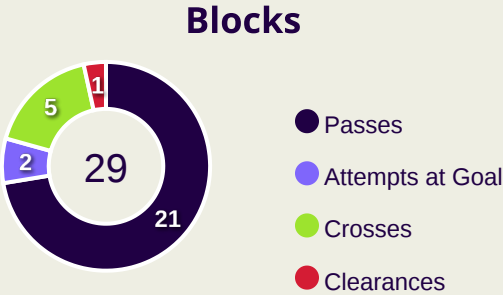
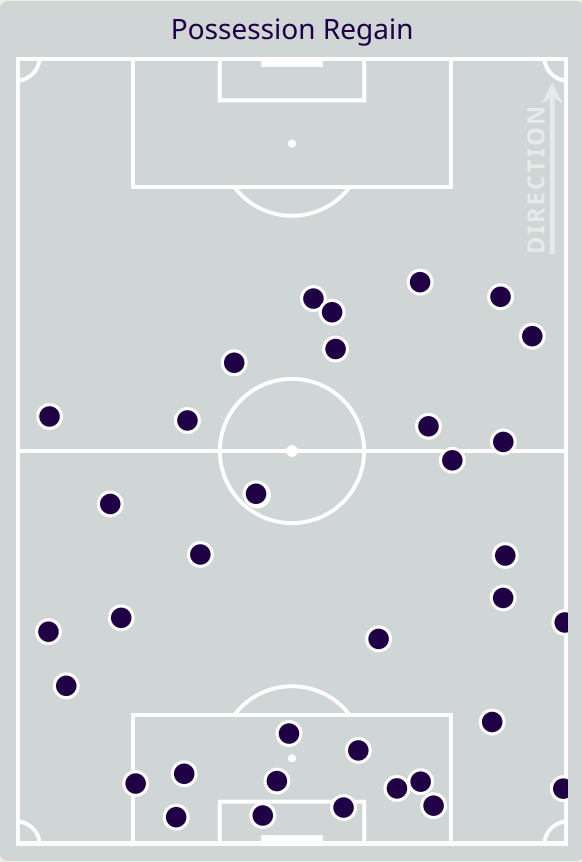
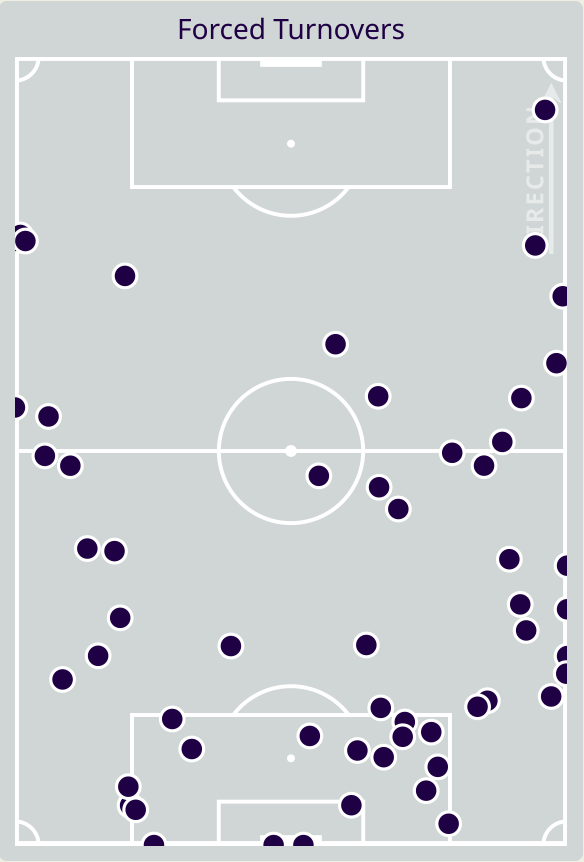
Interceptions

42

Tackles

3.97

Possession Actions / Defensive Action



Most Possession Regains

8

EBRAHIM LUTFALLA

GOALKEEPER



#	Player	Total Possession Regains
22	EBRAHIM LUTFALLA	8
3	WALEED ALHAYAM	6
4	SAYED MAHDI	6
6	MOHAMED ALHARDAN	4
7	ALI MADAN	1
8	MOHAMED MARHOON	2
9	ABDULLA YUSUF	0
10	KOMAIL ALASWAD	3
15	JASIM ALSHAIKH	3
18	MOHAMED ADEL	5
19	HAZZA MUBARAK	1
13	MOSES ATEDE	0
14	ABDULLA ALHASHASH	1
20	MAHDI ALHUMAIDAN	1
23	ABDULLA ALKHULASI	1
24	JASIM ALSALAMA	2

Defensive Actions

62

Forced Turnovers

50

Possession Regained

6

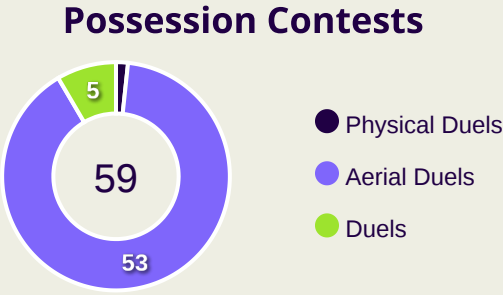
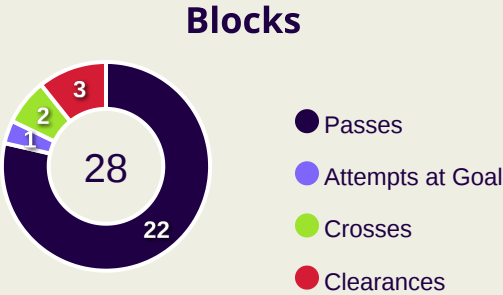
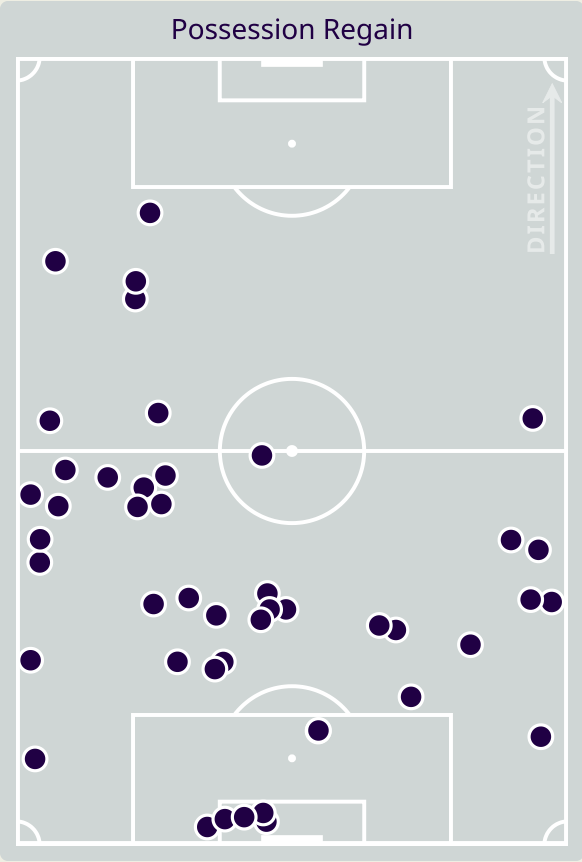
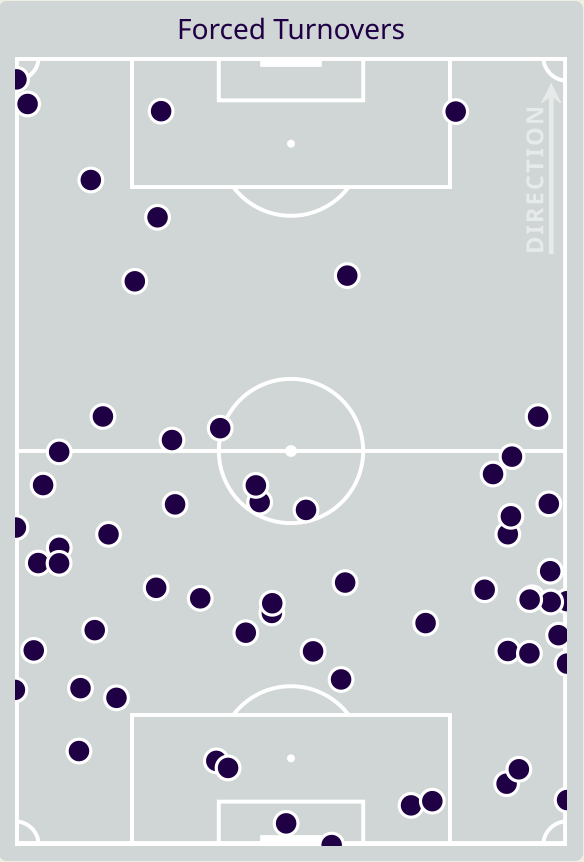
Interceptions

23

Tackles

5.29

Possession Actions / Defensive Action



Most Possession Regains

11

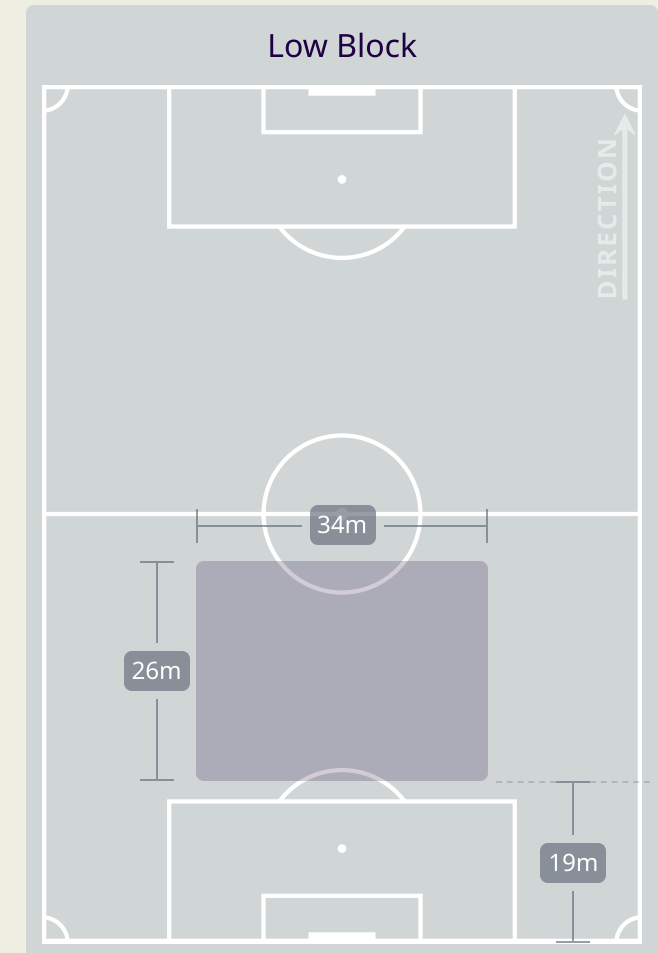
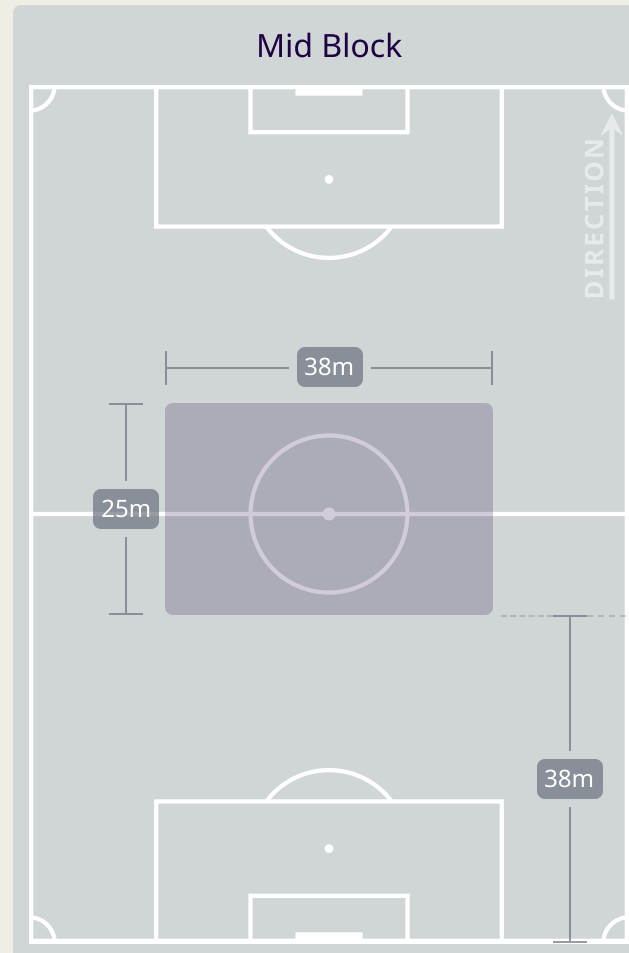
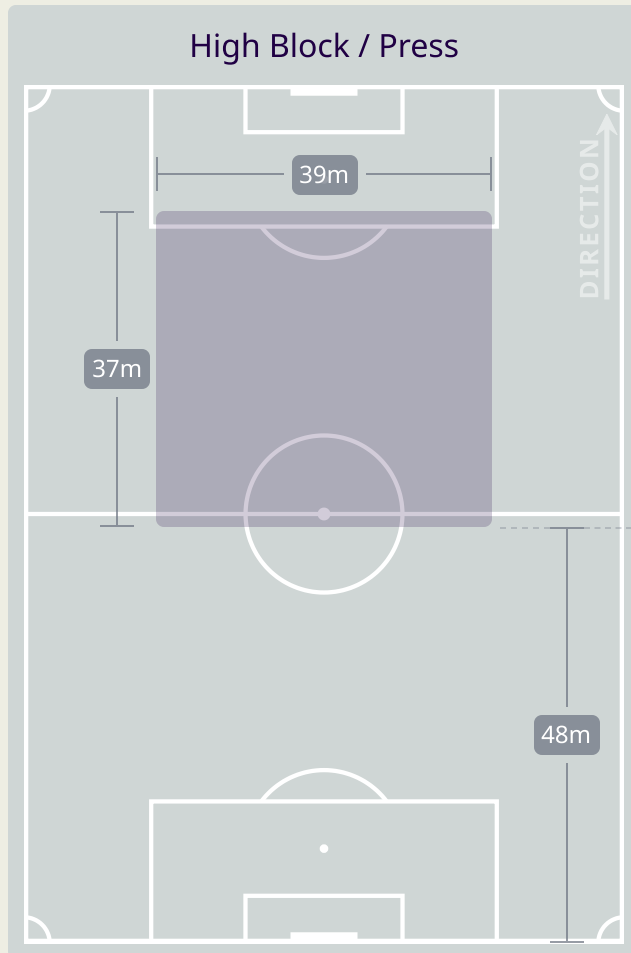
TOMIYASU Takehiro

LEFT CENTRE BACK

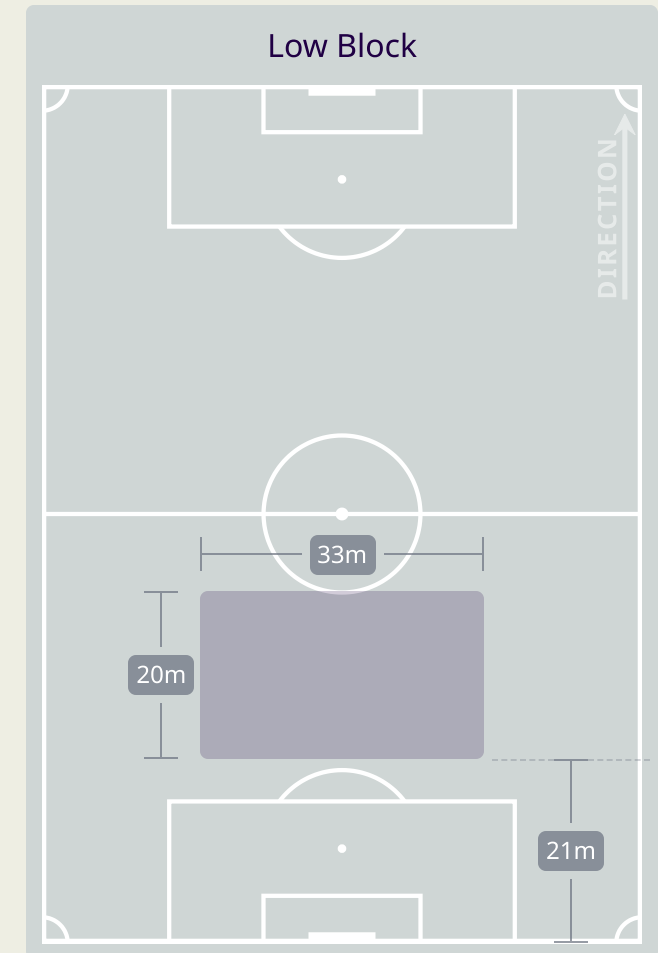
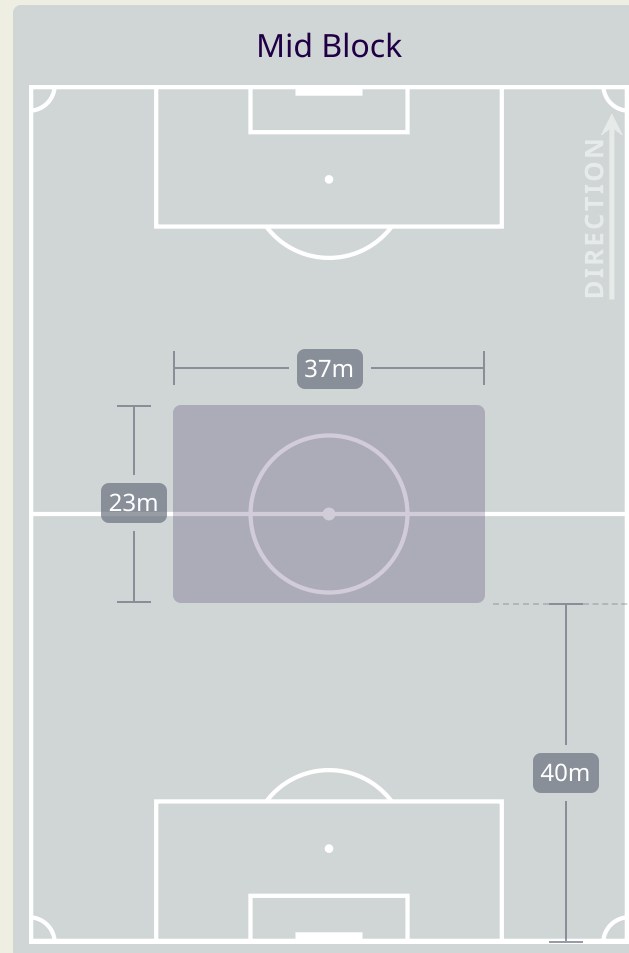
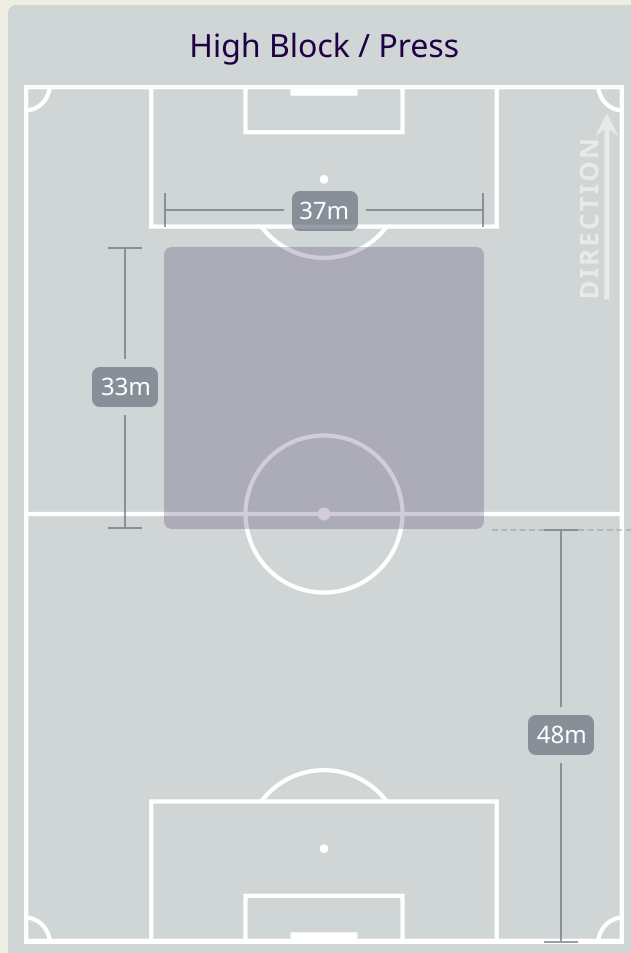


#	Player	Total Possession Regains
23	SUZUKI Zion	5
4	ITAKURA Kou	6
6	ENDO Wataru	5
9	UEDA Ayase	0
10	DOAN Ritsu	0
13	NAKAMURA Keito	2
16	MAIKUMA Seiya	5
17	HATATE Reo	0
19	NAKAYAMA Yuta	8
20	KUBO Takefusa	1
22	TOMIYASU Takehiro	11
5	MORITA Hidemasa	2
7	MITOMA Kaoru	2
8	MINAMINO Takumi	1
15	MACHIDA Koki	2
18	ASANO Takuma	0

Defensive Line Height & Team Length



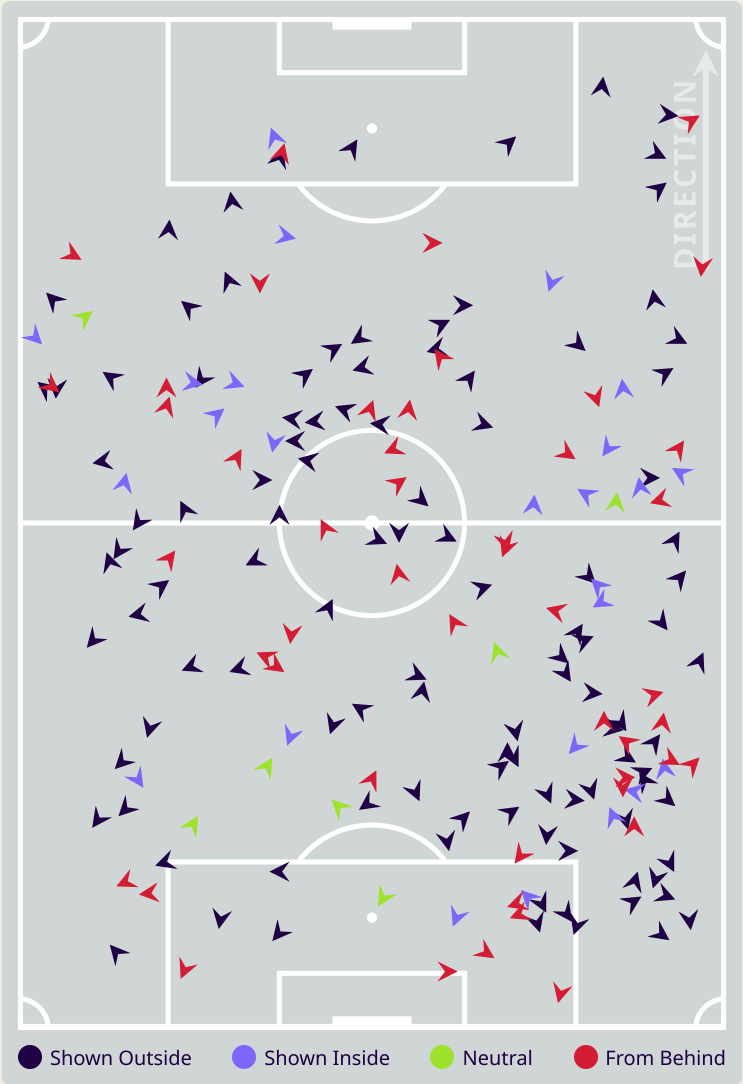
Defensive Line Height & Team Length



Defensive Pressure



Bahrain



191	Total Pressures	170
46	Direct Pressures	43
1.45s	Avg Pressure Duration	1.26s
57	Forced Turnovers	62
10.06s	Ball Recovery Time	9.16s
65	Pushing on into Pressing	62
141	Pushing on	142
25	Pressing Direction Inside	30
111	Pressing Direction Outside	86

Most Direct Pressures

10

MOHAMED ADEL

RIGHT BACK

Most Direct Pressures

8

MORITA Hidemasa

BENCH

Japan



GOALKEEPING



Bahrain v Japan



Total Involvements

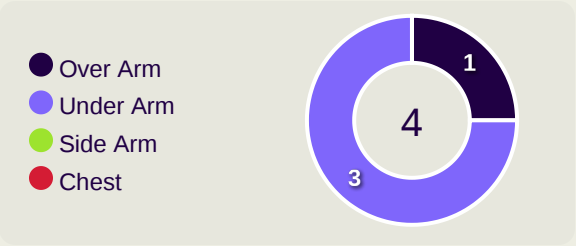
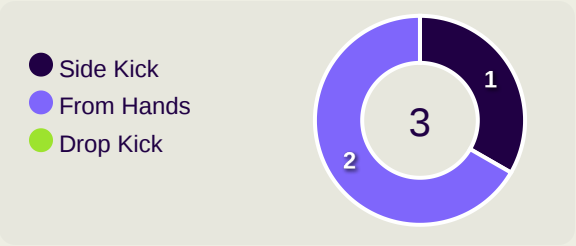
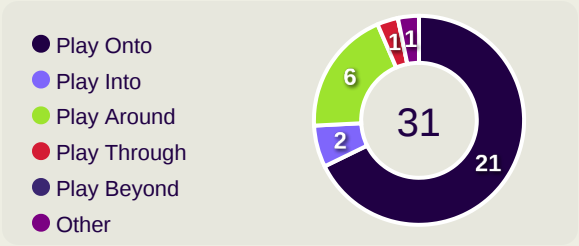
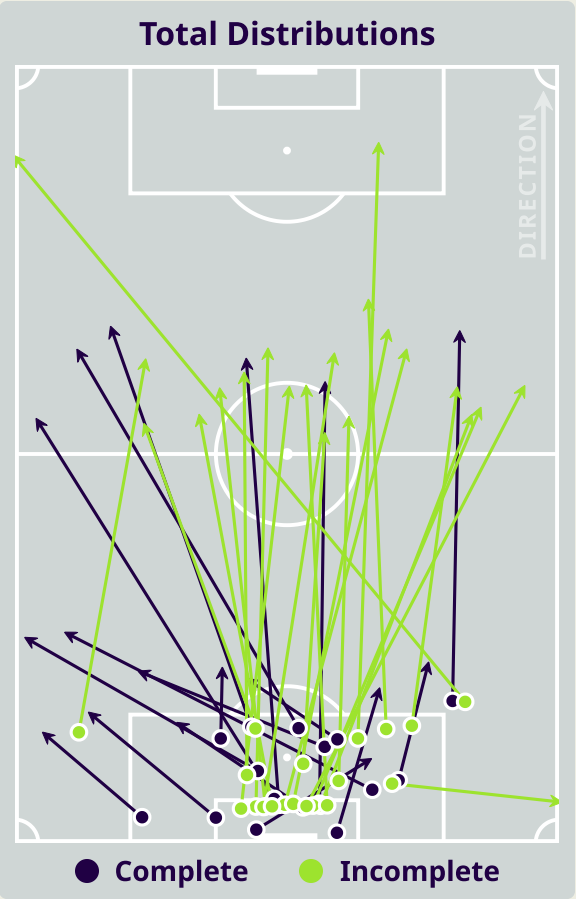
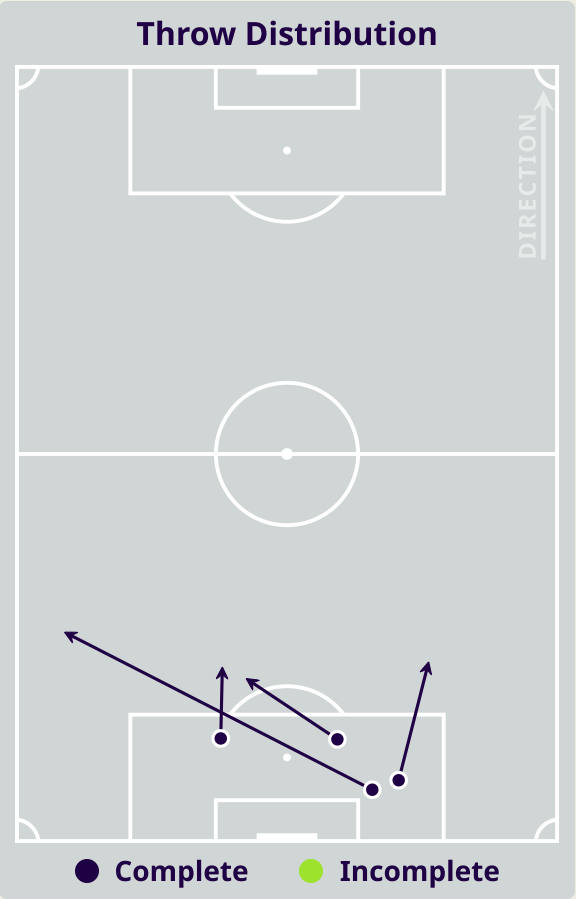
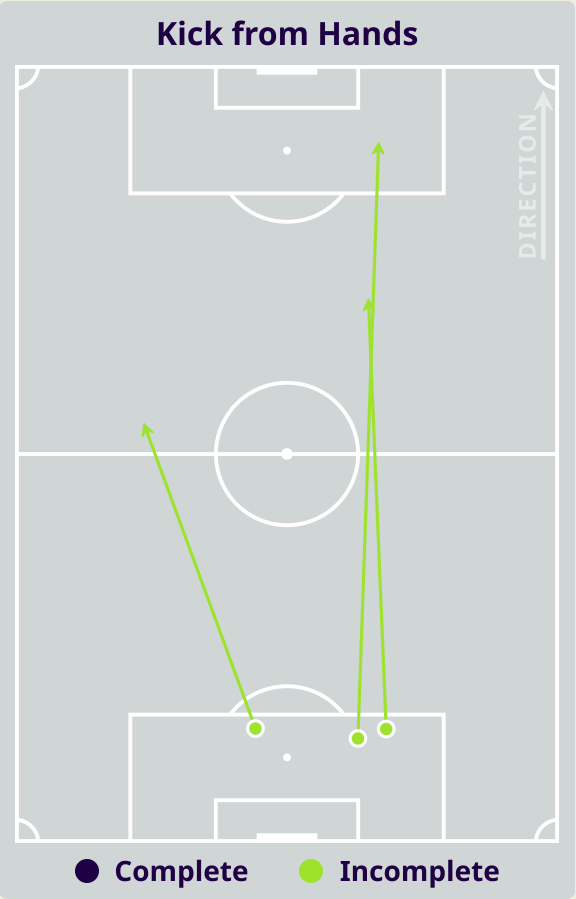
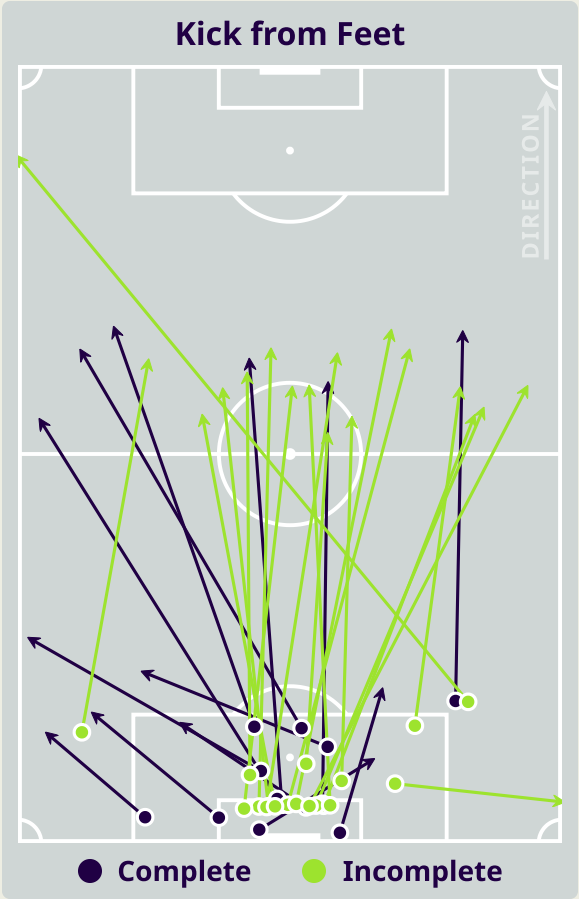


The line graph illustrates the mortality rate of COVID-19 across different age groups in the United States for the year 2020. The x-axis represents age groups in 5-year increments, starting from 0 and ending at 90+10. The y-axis represents the number of deaths per 100,000 population, with a scale from 0 to 3. The data points are connected by a dark blue line, showing a clear upward trend in mortality as age increases. There are several notable peaks, particularly in the 85+ age group where the rate reaches nearly 2 deaths per 100,000 population. The rate is consistently low (0) for younger age groups, starting from 0-4 and remaining at 0 until age 19.

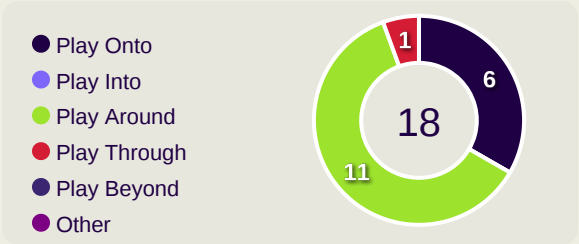
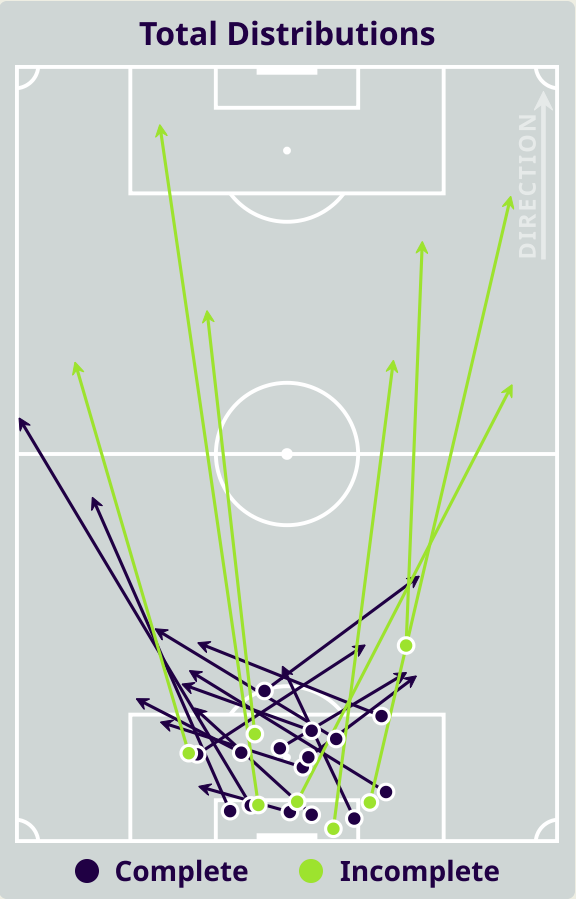
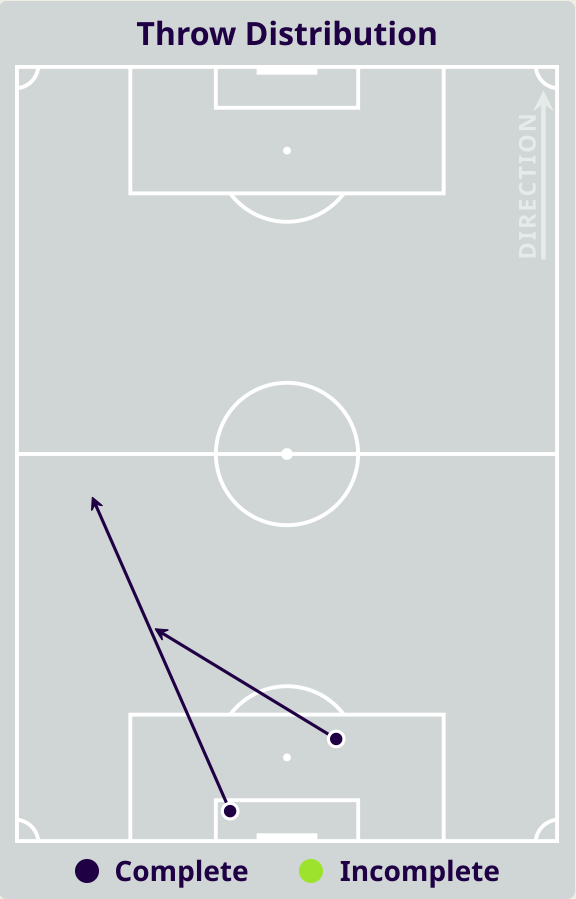
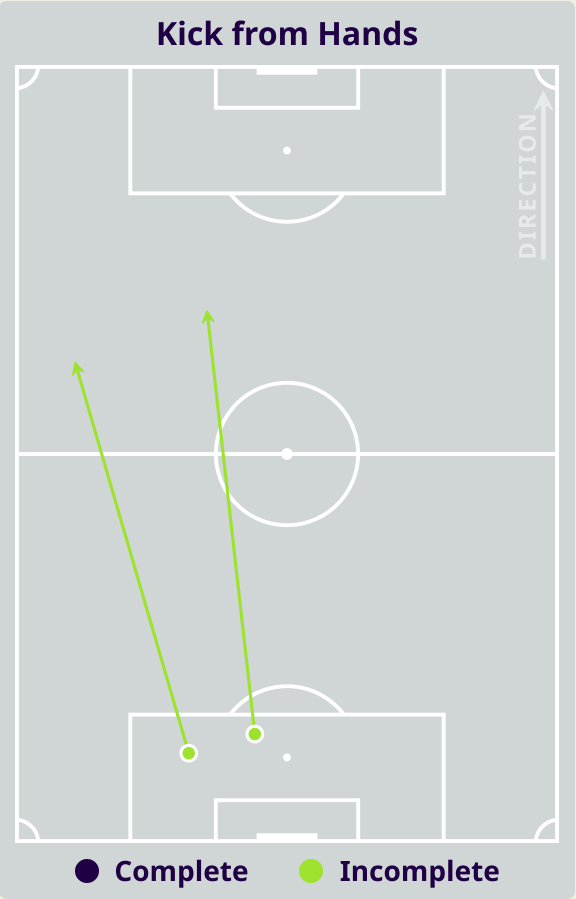
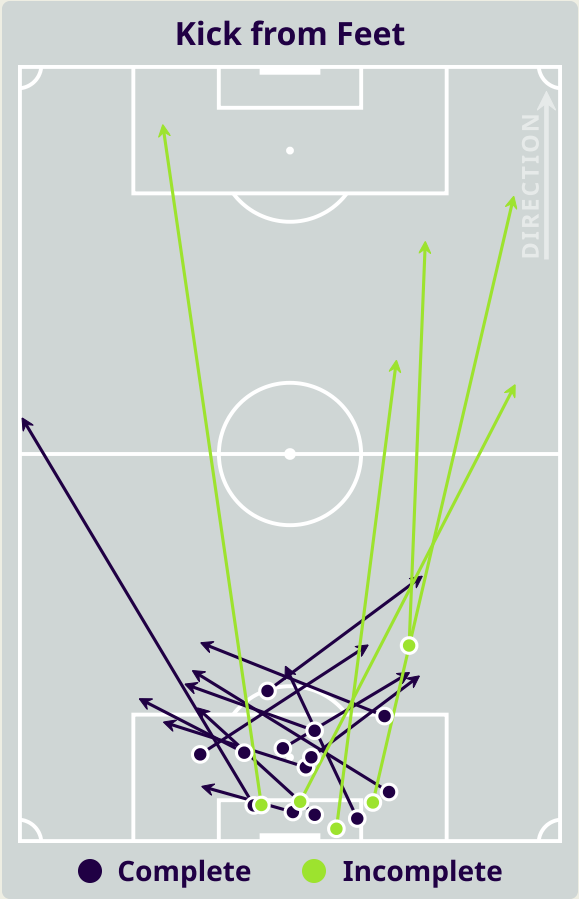
Age Group	Deaths per 100,000 Population
0	0.9
1	0.9
2	0.0
3	0.0
4	0.0
5	0.0
6	0.0
7	0.0
8	0.0
9	0.0
10	0.0
11	0.0
12	0.0
13	0.0
14	0.0
15	0.0
16	0.0
17	0.0
18	0.0
19	0.9
20	0.0
21	0.0
22	0.0
23	0.9
24	0.0
25	0.0
26	0.0
27	0.0
28	0.9
29	0.9
30	0.0
31	0.0
32	1.9
33	0.0
34	0.9
35	0.0
36	0.0
37	0.9
38	0.0
39	0.0
40	0.0
41	0.0
42	0.0
43	0.0
44	0.0
45	1.9
46	0.0
47	0.0
48	0.0
49	0.0
50	0.0
51	0.0
52	1.9
53	0.0
54	0.0
55	0.0
56	0.0
57	0.9
58	0.0
59	1.9
60	0.9
61	0.0
62	1.9
63	1.9
64	0.0
65	0.9
66	0.0
67	0.0
68	0.0
69	0.9
70	0.0
71	0.0
72	0.0
73	0.9
74	0.0
75	0.0
76	0.0
77	0.0
78	0.0
79	0.0
80	0.0
81	0.0
82	1.9
83	0.9
84	0.0
85	0.9
86	0.0
87	1.9
88	0.0
89	0.0
90	0.0
90+5	0.0
90+10	1.9
91	0.0

Total Involvements

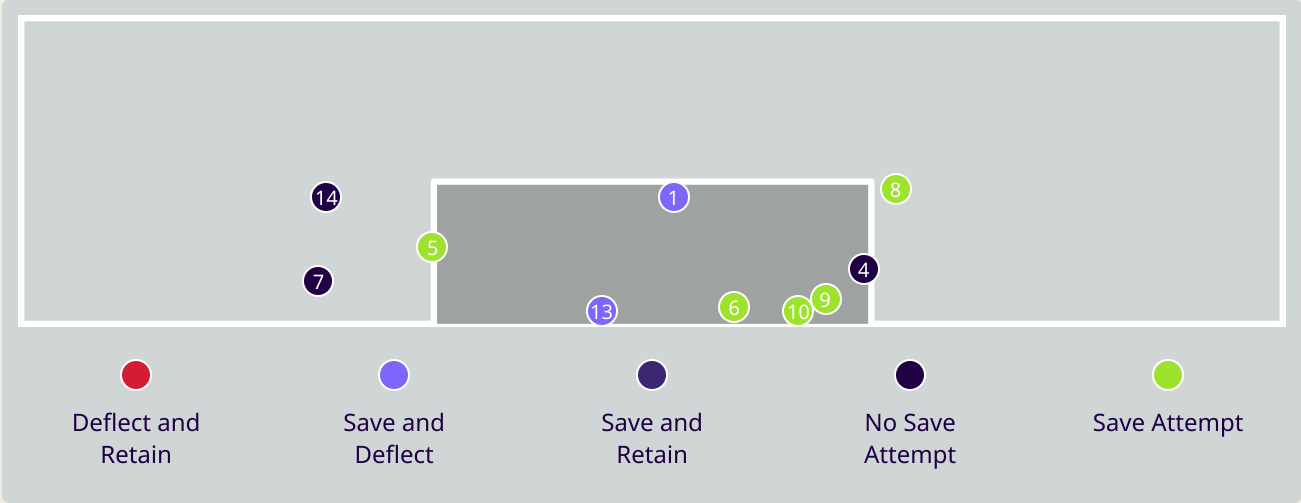
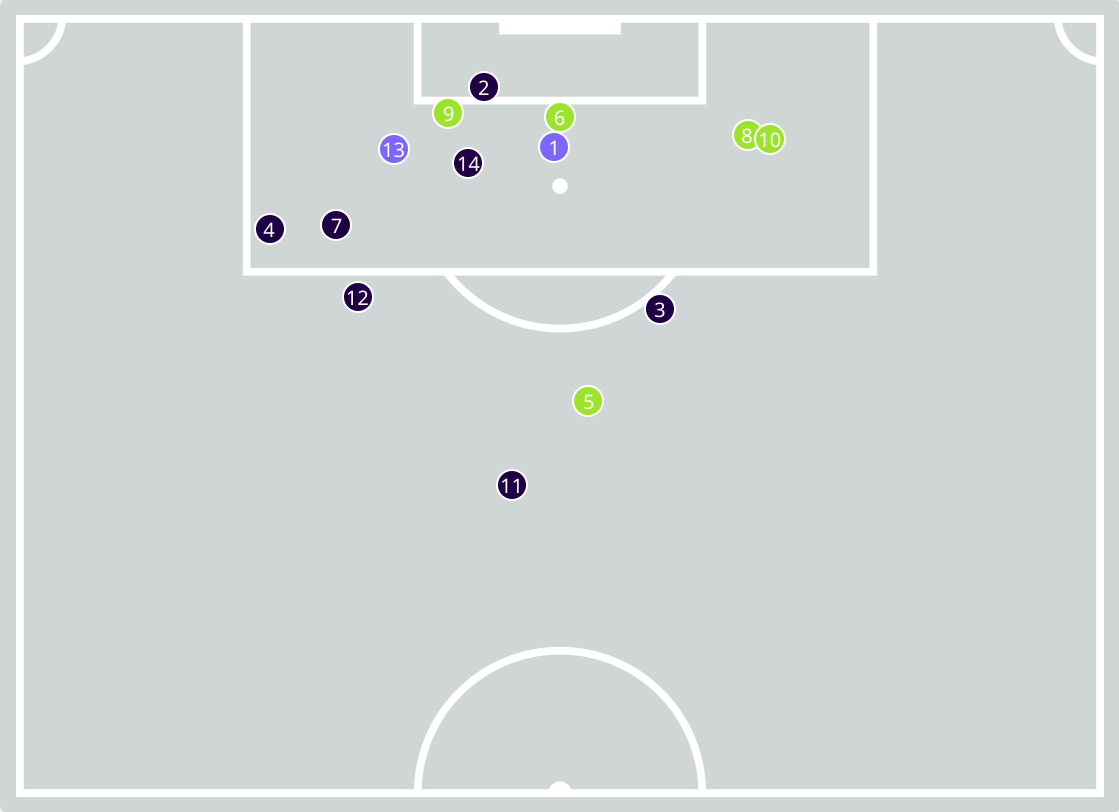
Goalkeeping Distribution



Goalkeeping Distribution



Goal Prevention

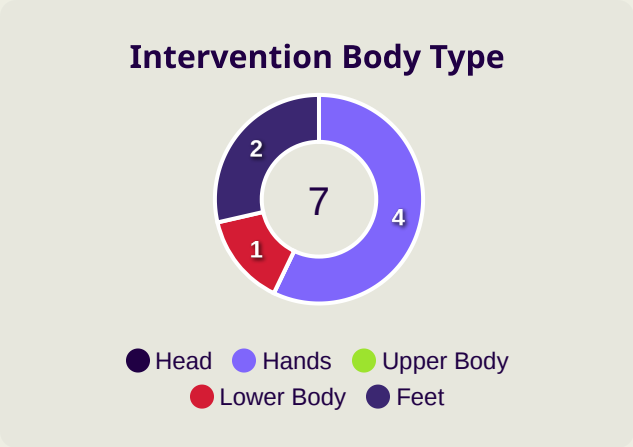
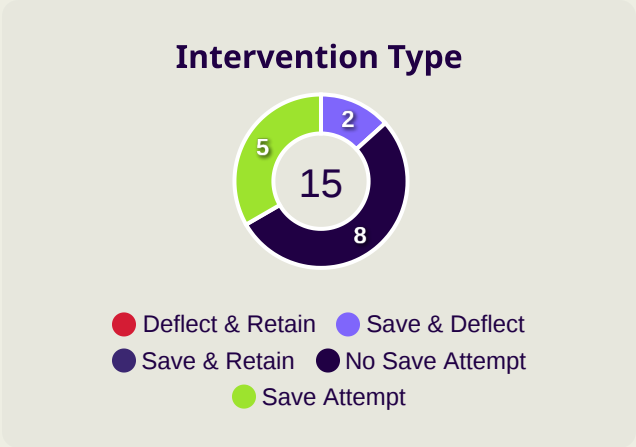


15

Total Attempts on Goal Faced

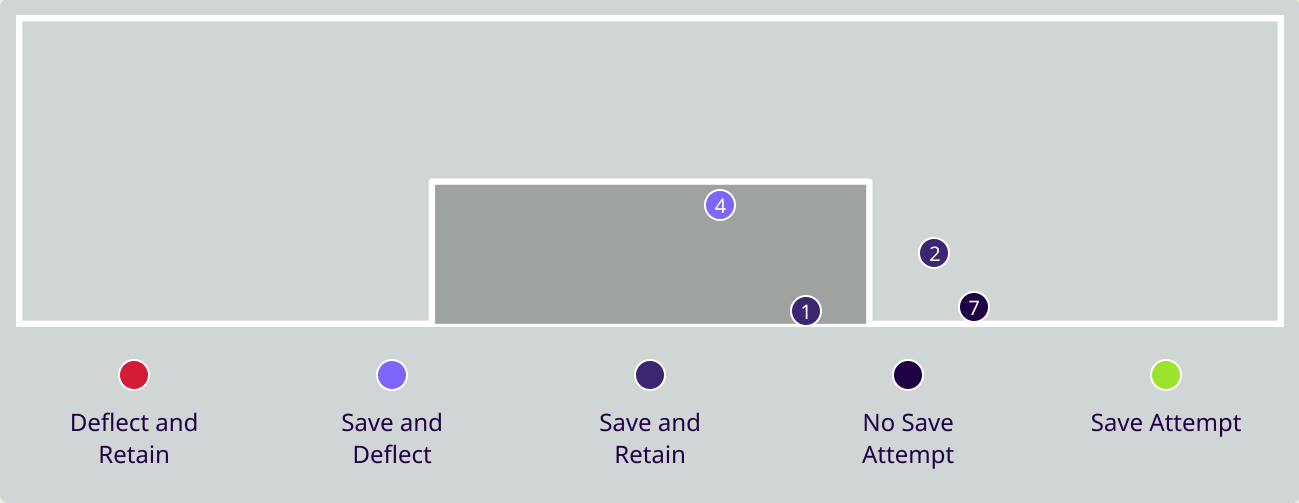
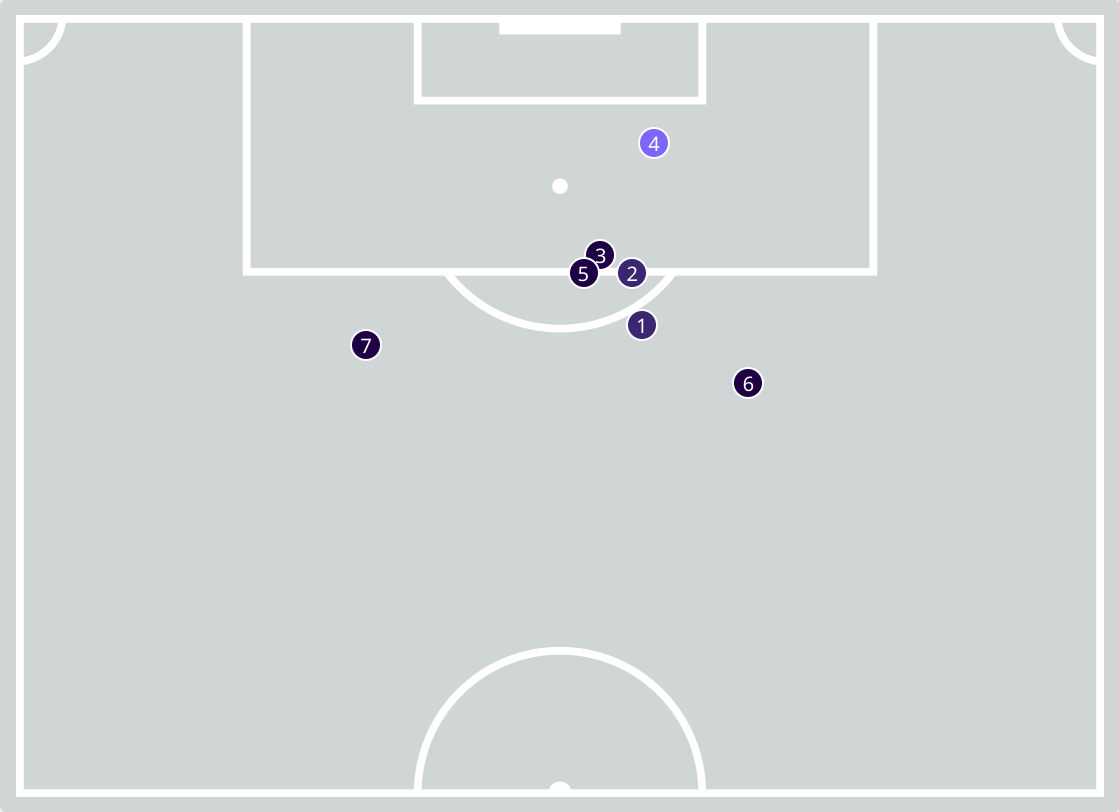
40

Save %



Total Attempts on Goal Faced	Total Goal Interventions	Save & Retain	Deflect & Retain	Save & Deflect	Save Attempt	No Save Attempt
15	2	0	0	2	5	8

Goal Prevention

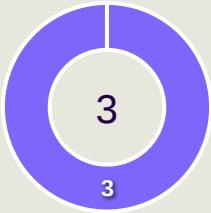


Intervention Type



- Deflect & Retain
- Save & Deflect
- Save & Retain
- No Save Attempt
- Save Attempt

Intervention Body Type



- Head
- Hands
- Upper Body
- Lower Body
- Feet

8

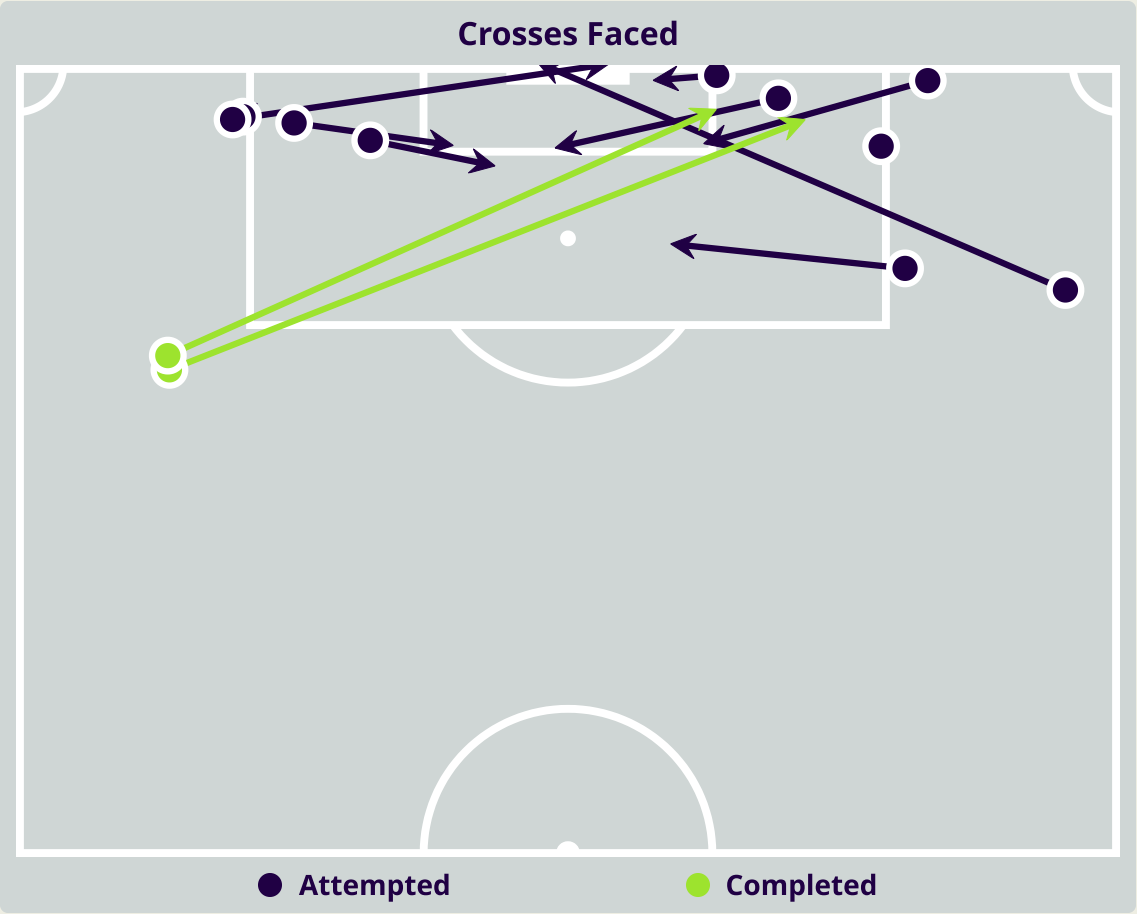

Total Attempts on Goal Faced

100

Save %

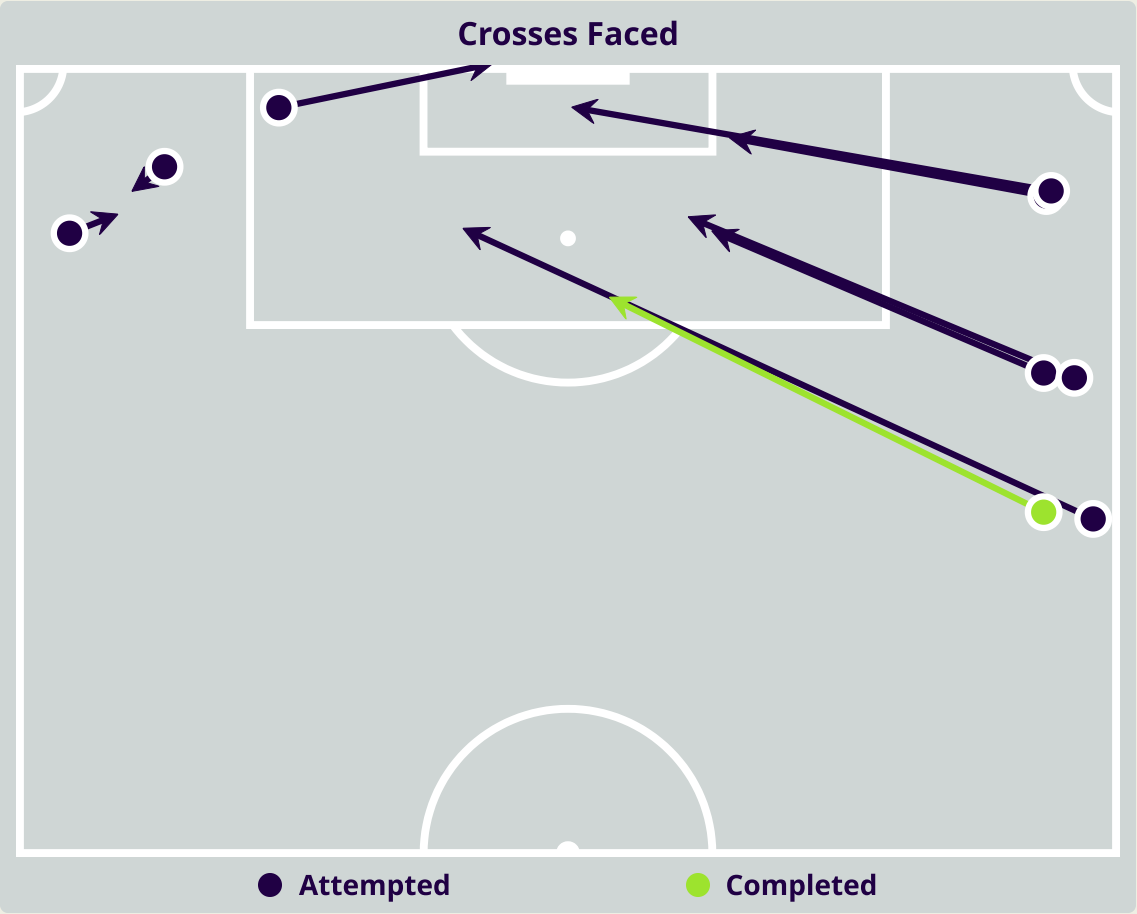

Total Attempts on Goal Faced	Total Goal Interventions	Save & Retain	Deflect & Retain	Save & Deflect	Save Attempt	No Save Attempt
8	3	2	0	1	0	5

Aerial Control



Delivery Types Faced						
Total	In Swing	Out Swing	Driven	Lofted	Cutback	Push
19	5	4	2	1	3	4

Aerial Control



Delivery Types Faced

Total	In Swing	Out Swing	Driven	Lofted	Cutback	Push
12	1	10	0	0	0	1

SET PLAYS



Bahrain v Japan

Set Plays



Free Kicks	
Type	Total
Direct	14
Direct (on target)	0
Direct (off target)	0
Indirect	3

Corners			
Delivery Type	From Left Side	From Right Side	Total
Direct to Area	1	0	1
Short	0	0	0

Edge of Penalty Area	0	0	0
----------------------	---	---	---

Corners	
Delivery Style	Total
Inswing	0
Outswing	1
Driven	0

Set Plays



Free Kicks	
Type	Total
Direct	5
Direct (on target)	0
Direct (off target)	1
Indirect	3

Corners			
Delivery Type	From Left Side	From Right Side	Total
Direct to Area	4	3	7
Short	0	0	0

Edge of Penalty Area	0	0	0
----------------------	---	---	---

Corners	
Delivery Style	Total
Inswing	3
Outswing	4
Driven	0

INDIVIDUAL DATA IN POSSESSION



Bahrain v Japan

In Possession - Distributions



#	Player	Passes Attempted	Passes Completed	Pass Completion %	Switches of Play	Crosses Attempted	Crosses Completed	Line Breaks Attempted	Line Breaks Completed	Line Break Completion %	Ball Progressions	Take Ons	Step Ins	Attempts at Goal	Goals
22	EBRAHIM LUTFALLA	38	17	45%	1	0	0	21	5	23%	0	0	0	0	0
3	WALEED ALHAYAM	70	60	86%	0	0	0	23	15	65%	0	0	0	0	0
4	SAYED MAHDI	53	44	83%	1	0	0	14	7	50%	0	0	0	1	0
6	MOHAMED ALHARDAN	32	24	75%	1	0	0	12	7	58%	0	0	0	0	0
7	ALI MADAN	29	21	72%	0	0	0	5	2	40%	4	2	2	1	0
8	MOHAMED MARHOON	19	12	63%	1	2	0	6	1	16%	1	1	0	0	0
9	ABDULLA YUSUF	12	7	58%	0	0	0	3	1	33%	0	0	0	4	0
10	KOMAIL ALASWAD	44	37	84%	1	2	1	7	3	42%	0	0	0	0	0
15	JASIM ALSHAIKH	36	32	89%	0	0	0	5	4	80%	0	0	0	0	0
18	MOHAMED ADEL	41	34	83%	3	5	1	14	9	64%	0	0	0	0	0
19	HAZZA MUBARAK	40	37	92%	1	2	0	11	9	81%	0	0	0	0	0
13	MOSES ATEDE	19	16	84%	0	0	0	6	4	66%	0	0	0	1	0
14	ABDULLA ALHASHASH	5	4	80%	0	0	0	2	2	100%	0	0	0	0	0
20	MAHDI ALHUMAIDAN	19	14	74%	0	1	0	3	0	0%	0	0	0	0	0
23	ABDULLA ALKHULASI	3	3	100%	0	0	0	1	1	100%	0	0	0	0	0
24	JASIM ALSALAMA	8	7	88%	0	0	0	5	4	80%	0	0	0	0	0

In Possession - Offers & Receptions



			Offer movement types						
#	Player	Total Offers	In Front	In Between	Out to In	In to Out	In Behind	No Movement	Offers Received
22	EBRAHIM LUTFALLA	0	0	0	0	0	0	0	0
3	WALEED ALHAYAM	30	4	0	0	0	1	25	17
4	SAYED MAHDI	2	0	0	0	0	0	2	1
6	MOHAMED ALHARDAN	3	1	0	0	0	0	2	3
7	ALI MADAN	33	10	12	0	0	4	7	11
8	MOHAMED MARHOON	21	3	4	1	0	9	4	12
9	ABDULLA YUSUF	17	1	5	0	0	11	0	3
10	KOMAIL ALASWAD	21	4	7	0	1	7	2	7
15	JASIM ALSHAIKH	17	13	4	0	0	0	0	6
18	MOHAMED ADEL	11	6	1	0	0	0	4	4
19	HAZZA MUBARAK	32	9	0	0	0	6	17	10
13	MOSES ATEDE	2	1	1	0	0	0	0	0
14	ABDULLA ALHASHASH	7	0	1	0	0	6	0	1
20	MAHDI ALHUMAIDAN	13	3	3	1	0	4	2	5
23	ABDULLA ALKHULASI	3	0	0	0	0	0	3	1
24	JASIM ALSALAMA	4	3	0	0	0	1	0	2

In Possession - Distributions



#	Player	Passes Attempted	Passes Completed	Pass Completion %	Switches of Play	Crosses Attempted	Crosses Completed	Line Breaks Attempted	Line Breaks Completed	Line Break Completion %	Ball Progressions	Take Ons	Step Ins	Attempts at Goal	Goals
23	SUZUKI Zion	22	15	68%	0	0	0	7	2	28%	0	0	0	0	0
4	ITAKURA Kou	57	53	93%	1	0	0	15	13	86%	3	0	3	1	0
6	ENDO Wataru	69	65	94%	0	0	0	19	17	89%	2	1	1	1	0
9	UEDA Ayase	15	13	87%	0	0	0	1	1	100%	1	0	1	2	1
10	DOAN Ritsu	18	11	61%	1	2	0	7	7	100%	1	0	1	1	1
13	NAKAMURA Keito	24	18	75%	0	1	1	4	3	75%	0	0	0	2	0
16	MAIKUMA Seiya	58	51	88%	0	3	0	19	13	68%	4	2	2	1	0
17	HATATE Reo	21	16	76%	0	1	1	9	6	66%	0	0	0	1	0
19	NAKAYAMA Yuta	56	47	84%	0	1	0	23	19	82%	1	0	1	1	0
20	KUBO Takefusa	29	24	83%	0	7	2	7	6	85%	0	0	0	1	1
22	TOMIYASU Takehiro	55	47	85%	0	0	0	13	11	84%	2	0	2	0	0
5	MORITA Hidemasa	30	27	90%	0	0	0	8	6	75%	0	0	0	0	0
7	MITOMA Kaoru	20	16	80%	0	3	0	5	4	80%	3	1	2	1	0
8	MINAMINO Takumi	9	7	78%	0	1	0	1	1	100%	0	0	0	1	0
15	MACHIDA Koki	9	9	100%	0	0	0	4	4	100%	0	0	0	0	0
18	ASANO Takuma	8	6	75%	0	0	0	0	0	0%	0	0	0	1	0

In Possession - Offers & Receptions



			Offer movement types						
#	Player	Total Offers	In Front	In Between	Out to In	In to Out	In Behind	No Movement	Offers Received
23	SUZUKI Zion	0	0	0	0	0	0	0	0
4	ITAKURA Kou	24	7	0	0	0	0	17	9
6	ENDO Wataru	35	24	7	0	1	0	3	22
9	UEDA Ayase	32	0	9	0	0	23	0	7
10	DOAN Ritsu	19	2	2	1	1	12	1	3
13	NAKAMURA Keito	20	2	1	0	0	9	8	5
16	MAIKUMA Seiya	44	17	1	1	0	12	13	26
17	HATATE Reo	19	6	7	0	0	5	1	3
19	NAKAYAMA Yuta	33	10	3	0	0	10	10	7
20	KUBO Takefusa	27	9	7	0	1	8	2	14
22	TOMIYASU Takehiro	6	2	0	0	0	0	4	2
5	MORITA Hidemasa	29	5	8	1	0	14	1	7
7	MITOMA Kaoru	3	0	0	0	0	2	1	1
8	MINAMINO Takumi	7	1	0	0	0	6	0	3
15	MACHIDA Koki	2	0	0	0	0	0	2	0
18	ASANO Takuma	9	0	3	0	0	6	0	2

INDIVIDUAL DATA OUT OF POSSESSION



Bahrain v Japan

[illegible]

Out of Possession



#	Player	Tackles Made / Won	Blocks	Interceptions	Pressing Direct	Pressing Indirect	Duels Won - Aerial	Duels Won - Physical	Possession Contests won	Clearances	Loose Ball Receptions	Pushing On	Pushing On into Pressing	Possession Regains	Possession Interrupted
23	SUZUKI Zion	0 / 0	0	0	0	0	0	0	0	0	5	0	0	5	0
4	ITAKURA Kou	1 / 0	1	0	3	3	4	0	4	4	4	5	2	6	3
6	ENDO Wataru	1 / 0	3	1	3	16	2	0	2	3	12	16	3	5	4
9	UEDA Ayase	1 / 0	0	0	1	18	0	0	0	2	0	15	12	0	0
10	DOAN Ritsu	3 / 0	4	0	2	14	0	0	1	0	6	13	7	0	1
13	NAKAMURA Keito	0 / 0	2	1	0	4	2	0	2	1	7	5	1	2	1
16	MAIKUMA Seiya	4 / 1	4	2	7	7	3	0	3	10	6	14	8	5	7
17	HATATE Reo	0 / 0	1	0	0	4	0	0	0	0	6	8	3	0	0
19	NAKAYAMA Yuta	3 / 0	3	0	3	4	9	0	9	5	8	15	3	8	4
20	KUBO Takefusa	1 / 1	1	0	7	20	2	0	2	0	6	18	10	1	1
22	TOMIYASU Takehiro	2 / 0	1	2	4	2	5	0	5	7	5	6	2	11	5
5	MORITA Hidemasa	3 / 0	5	0	8	17	0	1	1	0	3	19	6	2	2
7	MITOMA Kaoru	1 / 1	1	0	0	2	0	0	0	0	2	2	2	2	0
8	MINAMINO Takumi	3 / 0	1	0	4	6	0	0	1	0	4	2	2	1	1
15	MACHIDA Koki	0 / 0	2	0	0	0	2	0	2	0	3	3	0	2	2
18	ASANO Takuma	0 / 0	0	0	1	10	1	0	1	0	1	1	1	0	0

INDIVIDUAL DATA PHYSICAL



Bahrain v Japan

Physical Data



#	Player	Total Distance (m)	Zone 1: 0-7 km/h (m)	Zone 2: 7-15 km/h (m)	Zone 3: 15-20 km/h (m)	Zone 4: 20-25 km/h (m)	Zone 5: 25+ km/h (m)	High Speed Runs (Zone 4)	Sprints (Zone 5)	Top Speed (km/h)
22	EBRAHIM LUTFALLA	4231.9	3430.1	686.7	94.0	21.0	0	3.0	0	23.1
3	WALEED ALHAYAM	10076.7	4365.2	3848.7	1236.1	475.8	151.0	65.0	18.0	32.1
4	SAYED MAHDI	10183.3	4994.3	3652.7	1089.0	362.9	84.3	43.0	9.0	27.9
6	MOHAMED ALHARDAN	8059.0	3597.8	3256.5	791.1	309.4	104.1	44.0	8.0	31.8
7	ALI MADAN	10972.8	4388.3	4161.5	1533.5	760.4	129.2	94.0	13.0	29.6
8	MOHAMED MARHOON	6665.9	3135.3	1989.5	755.2	496.8	289.2	74.0	20.0	32.2
9	ABDULLA YUSUF	10085.0	4438.8	4213.2	941.0	319.4	172.6	59.0	14.0	32.1
10	KOMAIL ALASWAD	8619.2	3025.3	3649.7	1314.6	529.5	100.1	62.0	9.0	29.7
15	JASIM ALSHAIKH	10997.7	3928.4	4683.8	1742.6	555.2	87.6	67.0	7.0	31.6
18	MOHAMED ADEL	9898.4	4566.7	3476.4	1085.1	564.7	205.6	71.0	14.0	33.4
19	HAZZA MUBARAK	9367.3	4283.7	3317.6	1119.2	544.6	102.2	69.0	10.0	27.9
13	MOSES ATEDE	3070.2	962.5	1342.4	448.9	264.7	51.7	21.0	2.0	28.1
14	ABDULLA ALHASHASH	2939.1	1068.5	1128.2	553.4	178.5	10.5	18.0	1.0	25.3
20	MAHDI ALHUMAIDAN	4301.8	1330.6	2073.4	617.6	214.6	65.6	27.0	5.0	32.9
23	ABDULLA ALKHULASI	1350.1	323.3	627.7	251.2	107.7	40.2	11.0	2.0	27.4
24	JASIM ALSALAMA	1555.6	264.6	778.8	399.1	113.2	0	6.0	0	23.3

Physical Data



#	Player	Total Distance (m)	Zone 1: 0-7 km/h (m)	Zone 2: 7-15 km/h (m)	Zone 3: 15-20 km/h (m)	Zone 4: 20-25 km/h (m)	Zone 5: 25+ km/h (m)	High Speed Runs (Zone 4)	Sprints (Zone 5)	Top Speed (km/h)
23	SUZUKI Zion	5194.1	4018.3	1123.5	52.3	0	0	0	0	19.8
4	ITAKURA Kou	10085.8	4180.9	4322.0	1194.0	312.6	76.3	41.0	6.0	32.5
6	ENDO Wataru	11827.7	3916.7	5588.0	1866.6	420.6	35.8	46.0	3.0	26.4
9	UEDA Ayase	8807.0	3399.3	3545.6	1044.0	533.0	285.1	77.0	24.0	30.6
10	DOAN Ritsu	9166.5	3688.9	3504.1	1205.6	568.9	198.9	78.0	19.0	31.1
13	NAKAMURA Keito	7808.4	2895.1	3227.9	1013.1	525.5	146.8	60.0	11.0	30.5
16	MAIKUMA Seiya	11773.8	3949.7	5039.5	1656.9	781.2	346.6	109.0	21.0	32.8
17	HATATE Reo	3877.1	1304.4	1707.8	560.9	268.5	35.5	30.0	6.0	26.2
19	NAKAYAMA Yuta	11225.4	4218.7	4934.0	1397.2	519.3	156.2	70.0	13.0	30.0
20	KUBO Takefusa	8178.2	3173.3	2972.0	1285.2	570.0	177.7	81.0	15.0	30.7
22	TOMIYASU Takehiro	10357.7	4002.0	4630.8	1415.1	244.0	65.7	36.0	5.0	32.5
5	MORITA Hidemasa	8514.9	2438.6	4156.0	1312.8	457.4	150.1	57.0	10.0	29.6
7	MITOMA Kaoru	3801.6	1584.3	1297.0	474.8	207.5	237.9	33.0	13.0	33.3
8	MINAMINO Takumi	4288.2	1399.2	1713.7	656.2	358.7	160.4	46.0	10.0	30.1
15	MACHIDA Koki	2356.8	966.1	974.7	381.8	34.3	0	8.0	0	21.5
18	ASANO Takuma	3294.1	787.8	1601.5	542.6	170.9	191.3	31.0	12.0	32.2



AFC
ASIAN CUP
QATAR 2023™