



AFC
ASIAN CUP
QATAR 2023™



Tajikistan 0 - 1 Jordan

Quarter-final - Match 45

02 February 2024

14:30 Kick Off

Ahmad Bin Ali Stadium

POST MATCH SUMMARY REPORT

Match Summary - Teams



Tajikistan

0 — 1

Jordan

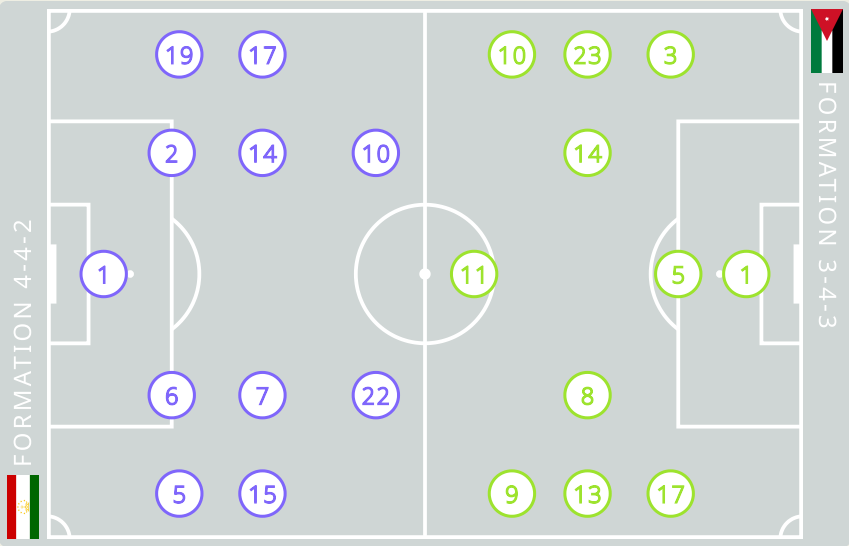


STARTING

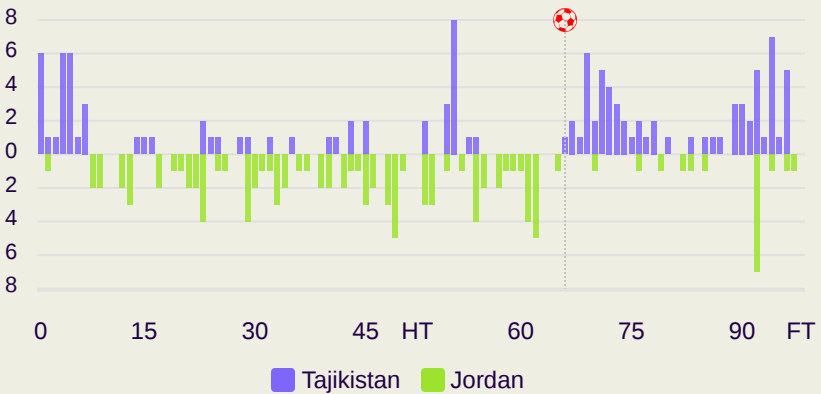
1	GK	YATIMOV Rustam	
2	DF	DZHURABOYEV Zoir	
5	DF	SAFAROV Manucher	
6	DF	HANONOV Vahdat	66'
7	MF	UMARBAEV Parvizdzhon	
10	MF	DZHALILOV Alisher	77'
14	MF	SHUKUROV Alisher	79'
15	MF	MABATSHOEV Shervoni	
17	MF	EHSONI Panshanbe	
19	DF	NAZAROV Akhtam (C)	
22	FW	SAMIEV Shahrom	29'

SUBSTITUTES

16	GK	BAROTOV Daler	
23	GK	KHASANOV Mukhriddin	
3	DF	DAVLATMIR Tabrezi	
4	DF	NAZAROV Kholmurod	
8	MF	TURSUNOV Komron	
9	FW	SOIROV Rustam	29' 82'
11	MF	RAHIMOV Muhammadjon	
12	DF	QURBONOV Sodikjon	
18	MF	KHAILOEV Ruslan	
20	MF	ALIJONI Burizod	82'
21	MF	SAFAROV Vaisiddin	
24	MF	IMOMNAZAROV Daler	
25	FW	KHAMROKULOV Nuriddin	77'
26	FW	AZIZBOEV Muhammadali	



Distribution in the Final Third



STARTING

	YAZEED ABULAILA	GK	1	
	ABDALLAH NASIB	DF	3	
	YAZAN ALARAB	DF	5	
79'	NOOR ALRAWABDEH	MF	8	
83'	ALI OLWAN	FW	9	
90+6'	MOUSA ALTAMARI	MF	10	
89'	YAZAN ALNAIMAT	FW	11	
80'	MAHMOUD ALMARDI	MF	13	
89'	RAJAEI AYED	MF	14	
68'	SALEM ALAJALIN	DF	17	
	(C) EHSAN HADDAD	DF	23	

SUBSTITUTES

	ABDALLAH ALFAKHORI	GK	12	
	AHMAD JUAIDI	GK	22	
80'	MOHAMMAD ABUHASHEESH	DF	2	
	BARA MAREI	DF	4	
	MOHANNAD ABU TANA	MF	6	
	MOHAMMAD ABU ZRAIQ	MF	7	
79'	IBRAHIM SADEH	MF	15	
	FERAS SHILBAYA	DF	16	
	SALEH RATEB	MF	18	
	ANAS BANI YASEEN	DF	19	
90+6'	YOUSEF JALBOUSH	MF	24	
89'	ANAS ALAWADAT	MF	25	
89'	FADI AWAD	MF	26	

Match Summary - Key Statistics



Tajikistan



Jordan



Possession			
Total	<div><div>42.7%</div><div>14.5%</div><div>42.9%</div></div>	Total	
0	Goals	1	
10 (2)	Attempts at Goal (On Target)	10 (1)	
461 (374)	Total Passes (Complete)	454 (365)	
81 %	Pass Completion %	80 %	
81	Completed Line Breaks	75	
8	Defensive Line Breaks	7	
89	Receptions in the Final Third	78	
15	Crosses	20	
12	Ball Progressions	17	
200 (61)	Defensive Pressures Applied (Direct Pressures)	230 (55)	
67	Forced Turnovers	68	
91	Second Balls	81	
116.4 km	Total Distance Covered	118 km	
5.6 km	Zone 4 – Low Speed Sprinting: 20-25 km/h	6.3 km	



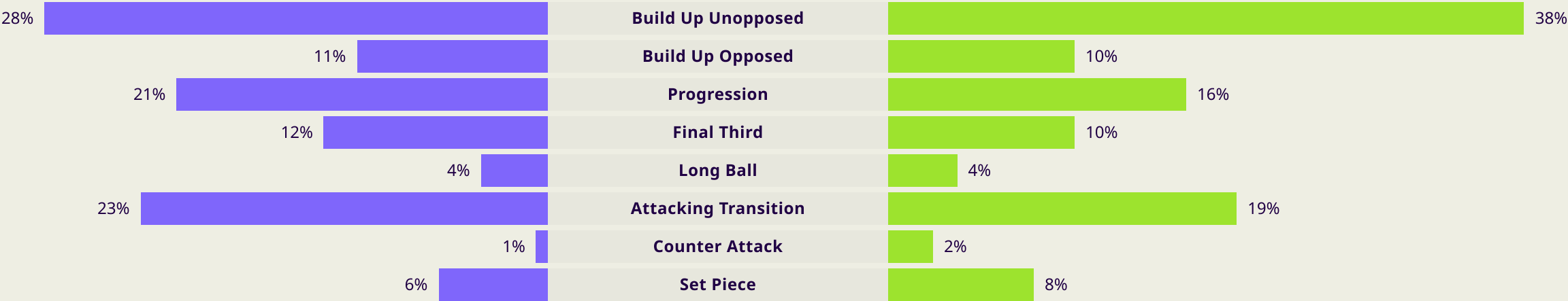
Tajikistan

Phases of Play

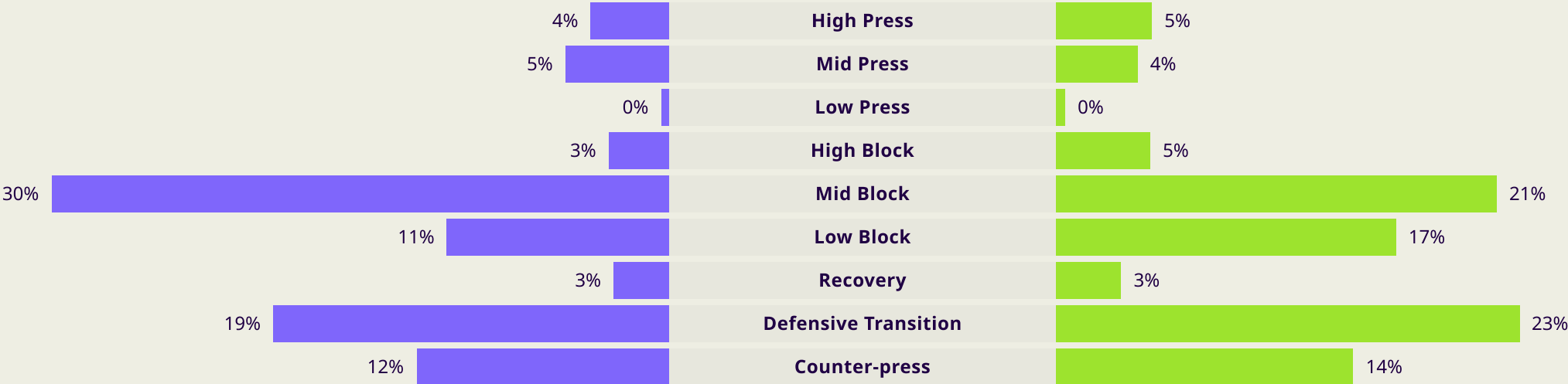


Jordan

IN POSSESSION



OUT OF POSSESSION



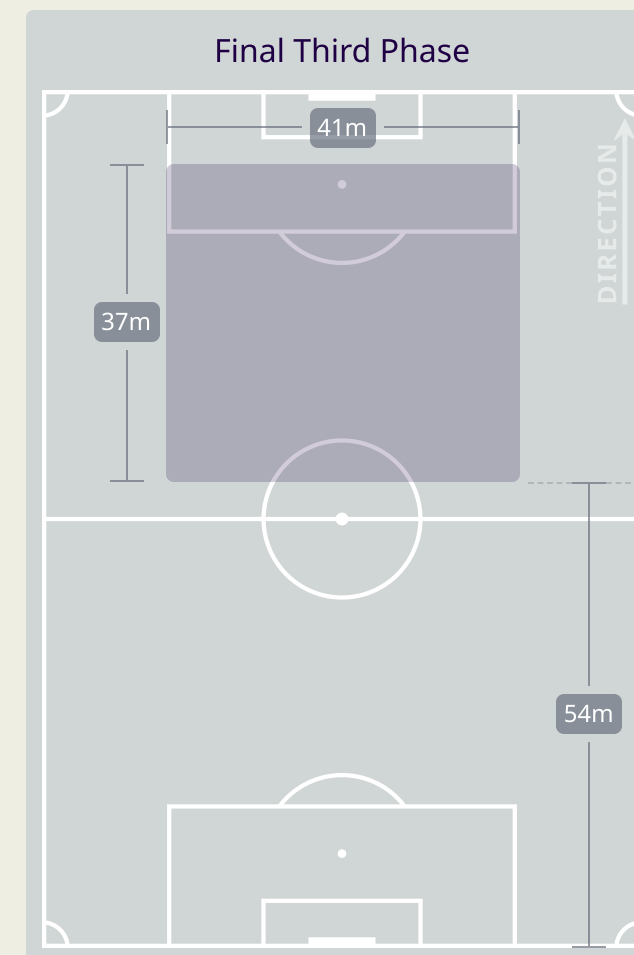
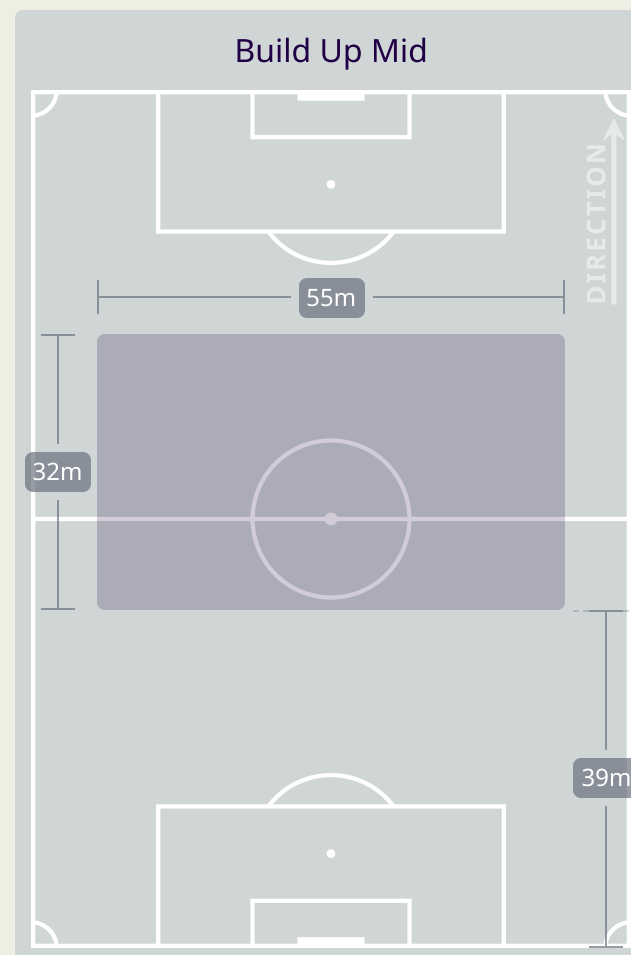
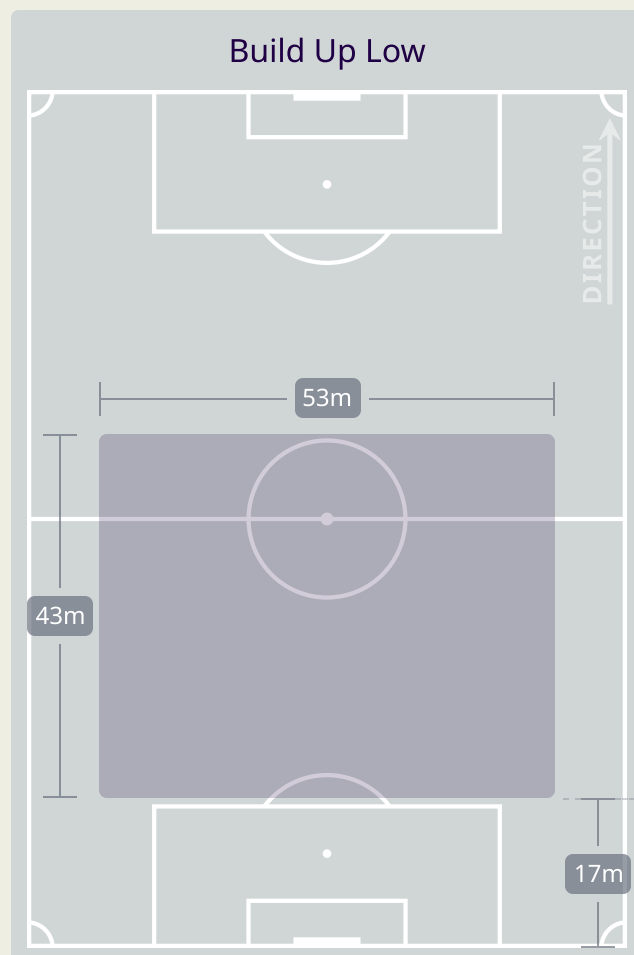
IN POSSESSION



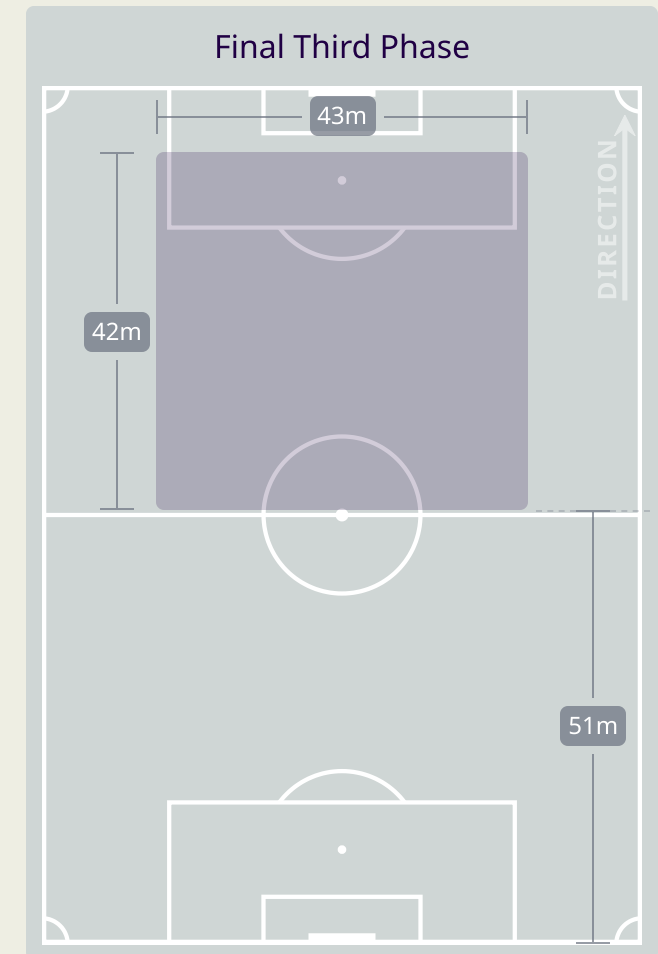
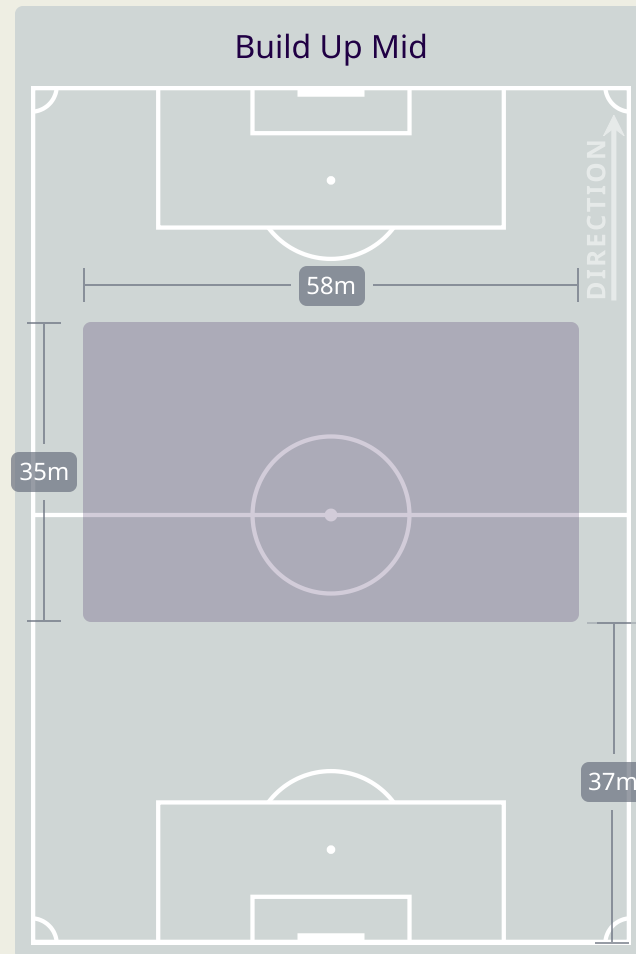
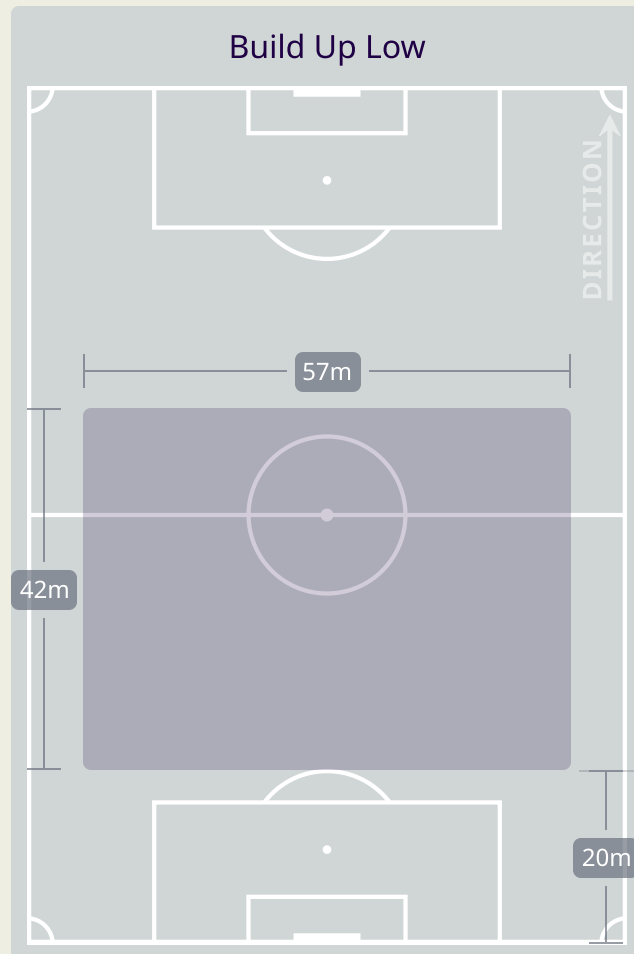
Tajikistan v Jordan

In Possession Line Height & Team Length

Tajikistan



In Possession Line Height & Team Length



Line Breaks



Tajikistan

Attempted Line Breaks

130

40

32

Attempted

Complete

32

25

Attempted

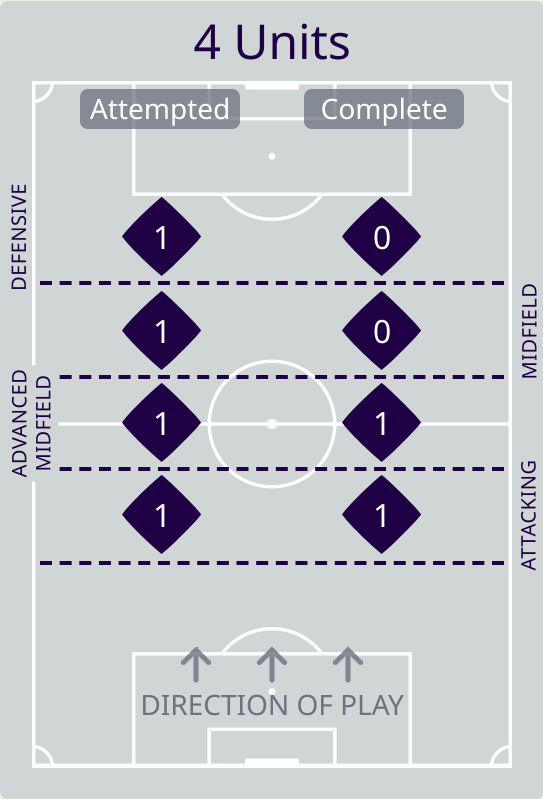
Complete

58

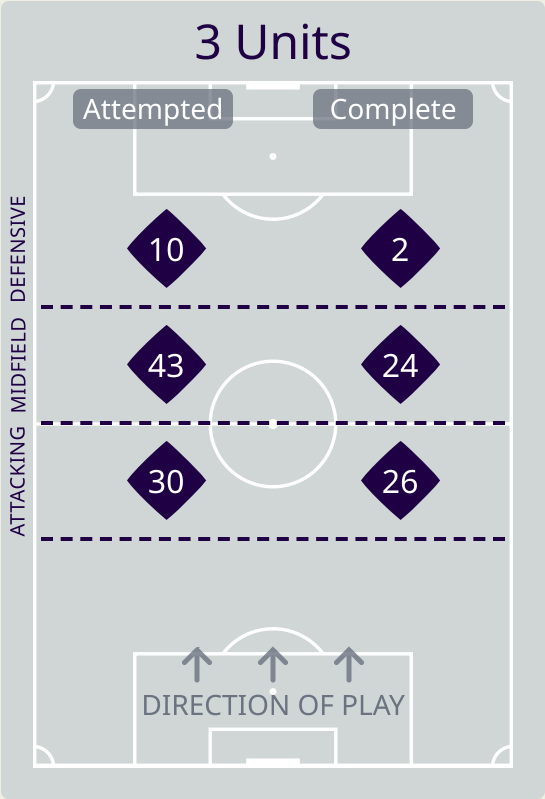
24

Attempted

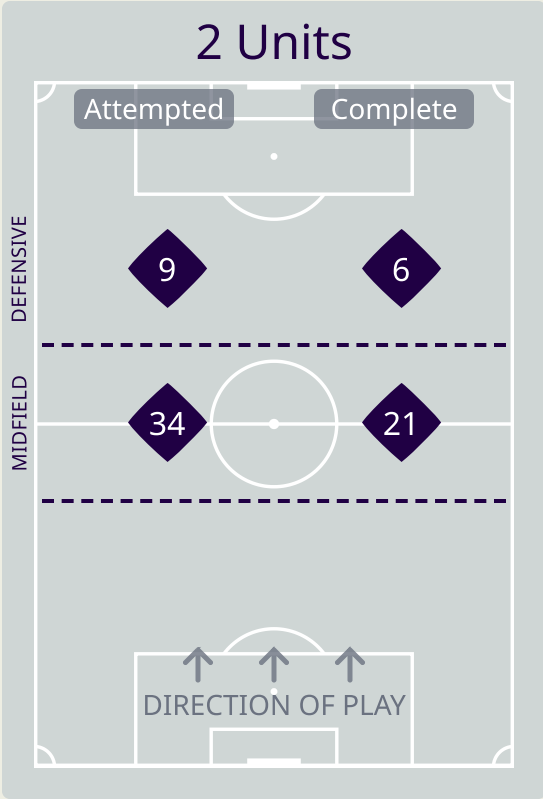
Complete



Attempted Line Breaks	4
Inside Shape	2
Outside Shape	2



Attempted Line Breaks	83
Inside Shape	48
Outside Shape	35



Attempted Line Breaks	43
Inside Shape	24
Outside Shape	19

Line Breaks



Attempted Line Breaks

123

20 12

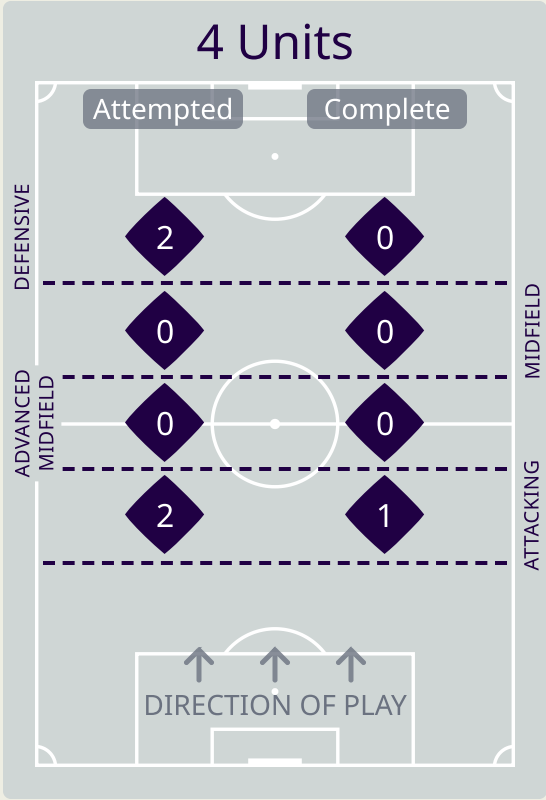
Attempted Complete

44 40

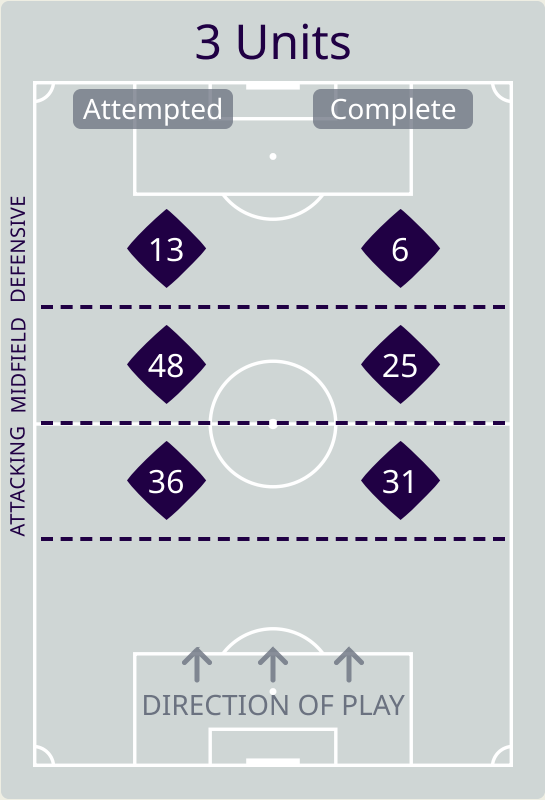
Attempted Complete

59 23

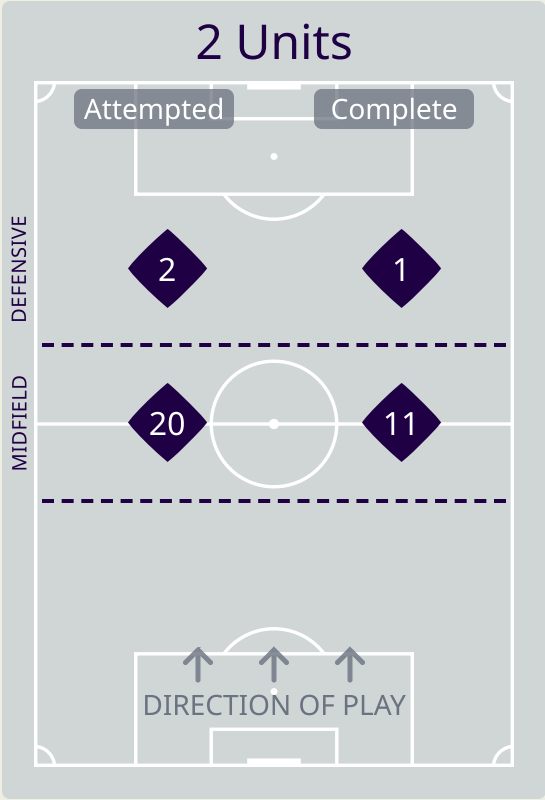
Attempted Complete



Attempted Line Breaks	4
Inside Shape	3
Outside Shape	1



Attempted Line Breaks	97
Inside Shape	59
Outside Shape	38



Attempted Line Breaks	22
Inside Shape	14
Outside Shape	8

[illegible]

[illegible]

Passing Networks



#	Passes From ↓ to →	YATIMOV Rustam	DZHURABOYEV Zoir	SAFAROV Manucher	HANONOV Vahdat	UMARBAEV Parvizardzhon	DZHALILOV Alisher	SHUKUROV Alisher	MABATSHOEV Shervoni	EHSONI Panshanbe	NAZAROV Akhtam	SAMIEV Shahrom	SOIROV Rustam	ALIJONI Burizod	KHAMROKULOV Nuriddin
1	YATIMOV Rustam		4	1	6	0	1	0	0	0	4	0	0	0	0
2	DZHURABOYEV Zoir	0		2	9	7	1	3	0	6	5	0	1	0	0
5	SAFAROV Manucher	2	1		5	8	3	5	6	1	1	1	0	1	0
6	HANONOV Vahdat	3	9	12		5	2	2	1	4	3	0	0	1	0
7	UMARBAEV Parvizardzhon	1	6	9	5		2	8	1	13	6	3	1	1	0
10	DZHALILOV Alisher	0	1	1	0	6		6	2	3	1	0	0	0	0
14	SHUKUROV Alisher	0	1	2	7	9	2		3	5	9	0	2	0	0
15	MABATSHOEV Shervoni	0	0	3	0	4	1	1		1	0	1	1	0	0
17	EHSONI Panshanbe	0	5	3	1	14	2	9	1		10	2	1	2	0
19	NAZAROV Akhtam	1	2	1	1	4	2	2	0	20		0	3	0	0
22	SAMIEV Shahrom	0	0	0	1	0	1	0	1	1	1		0	0	0
9	SOIROV Rustam	0	0	1	1	0	0	0	0	2	2	0		0	0
20	ALIJONI Burizod	0	0	0	0	0	0	0	0	1	2	0	0		1
25	KHAMROKULOV Nuriddin	0	0	0	0	0	0	0	0	0	0	0	0	0	

Top 5 Player to Player Passers		
Player	Passed To	% of Total Team Passes
NAZAROV Akhtam	EHSONI Panshanbe	5.6%
EHSONI Panshanbe	UMARBAEV Parvizardzhon	3.9%
UMARBAEV Parvizardzhon	EHSONI Panshanbe	3.7%
HANONOV Vahdat	SAFAROV Manucher	3.4%

EHSONI Panshanbe	NAZAROV Akhtam	2.8%
------------------	----------------	------

Passing Networks

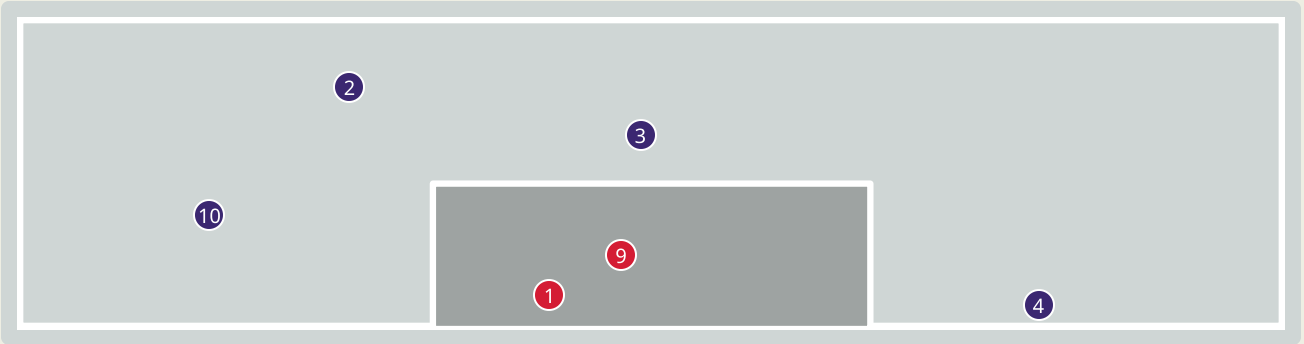
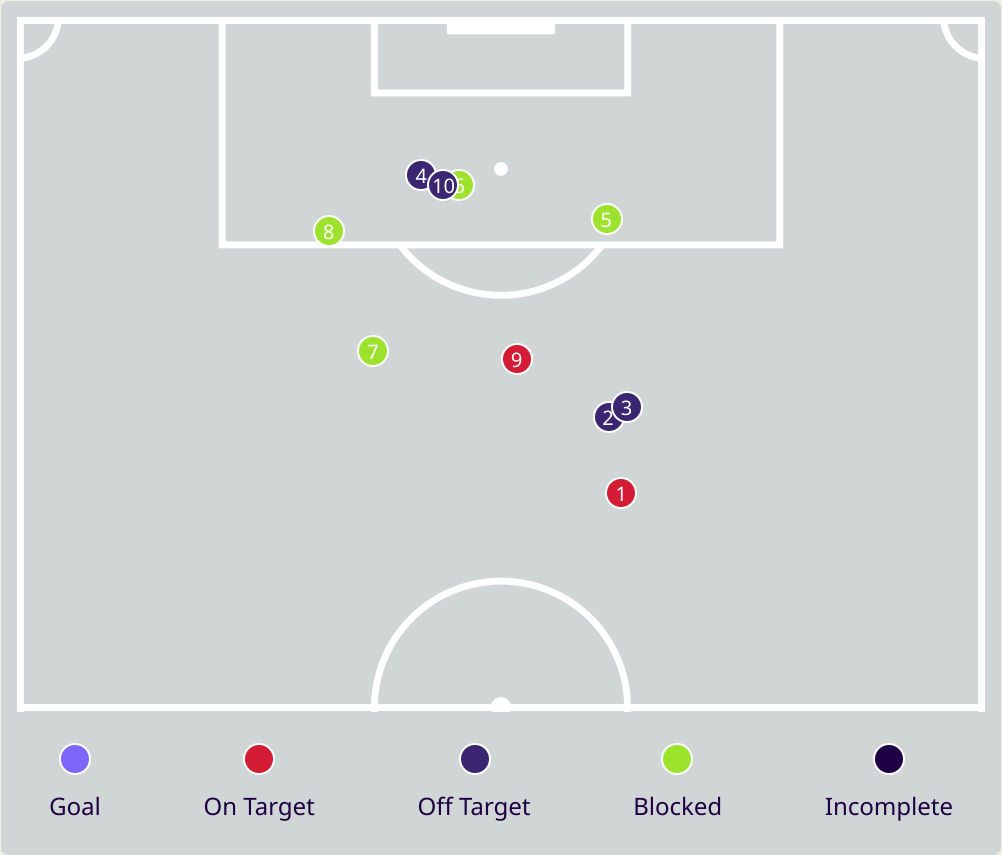







#	Passes From ↓ to →	YAZEED ABULAILA	ABDALLAH NASIB	YAZAN ALARAB	NOOR ALRAWABDEH	ALI OLWAN	MOUSA ALTAMARI	YAZAN ALNAIMAT	MAHMOUD ALMARDI	RAJAEI AYED	SALEM ALAJALIN	EHSAN HADDAD	MOHAMMAD ABUHASHEESH	IBRAHIM SADEH	YOUSEF JALBOUSH	ANAS ALAWADAT	FADI AWAD
1	YAZEED ABULAILA		4	10	1	0	0	0	1	0	4	0	0	0	0	0	0
3	ABDALLAH NASIB	2		11	4	0	1	2	1	5	4	14	0	1	0	0	0
5	YAZAN ALARAB	5	14		5	3	1	0	1	8	16	1	0	0	0	0	0
8	NOOR ALRAWABDEH	0	5	3		3	3	2	4	6	4	4	0	0	0	0	0
9	ALI OLWAN	1	0	1	0		3	1	9	1	4	0	0	0	0	0	0
10	MOUSA ALTAMARI	0	0	1	2	1		3	2	1	0	5	0	1	0	0	0
11	YAZAN ALNAIMAT	0	0	1	0	1	5		0	2	0	0	0	0	0	0	0
13	MAHMOUD ALMARDI	1	0	2	4	5	0	1		6	5	0	0	0	0	0	0
14	RAJAEI AYED	1	6	4	9	3	1	2	3		6	7	1	0	0	0	0
17	SALEM ALAJALIN	2	1	17	2	7	0	0	11	5		0	0	0	0	0	0
23	EHSAN HADDAD	0	6	3	1	0	8	1	0	5	0		1	1	0	0	0
2	MOHAMMAD ABUHASHEESH	0	0	1	0	0	0	0	0	0	1	0		0	0	0	0
15	IBRAHIM SADEH	0	1	0	0	1	0	0	0	0	0	1	0		0	0	0
24	YOUSEF JALBOUSH	0	0	0	0	0	0	0	0	0	0	0	0	0		0	0
25	ANAS ALAWADAT	0	0	0	0	0	0	0	0	0	0	0	0	0	0		0
26	FADI AWAD	0	0	0	0	0	0	0	0	0	0	1	0	0	0	0	

Top 5 Player to Player Passers		
Player	Passed To	% of Total Team Passes
SALEM ALAJALIN	YAZAN ALARAB	5%
YAZAN ALARAB	SALEM ALAJALIN	4.7%
ABDALLAH NASIB	EHSAN HADDAD	4.1%
YAZAN ALARAB	ABDALLAH NASIB	4.1%

ABDALLAH NASIB	YAZAN ALARAB	3.2%
----------------	--------------	------

Attempts at Goal




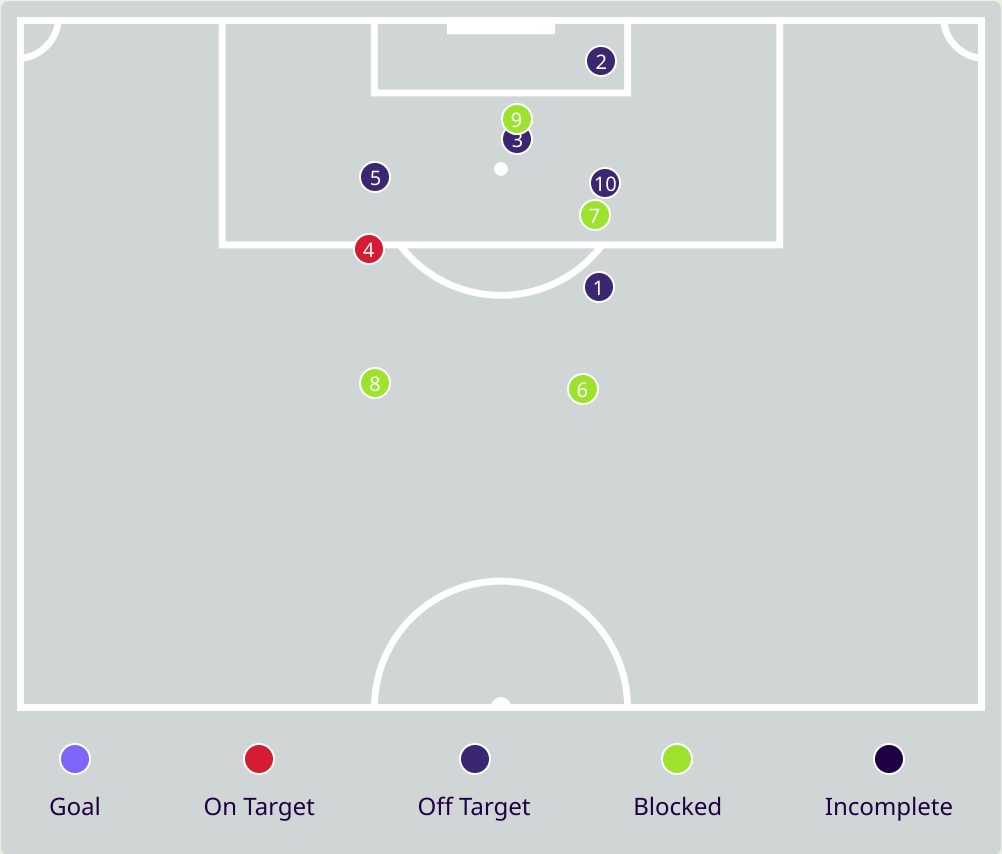
Key	Outcome	Shots
	Goals	0
	On Target	2
	Off Target	4
	Blocked	4
	Incomplete	0

Attempts at Goal



Time	Player	Outcome	Body Part	Delivery Type
32	5 SAFAROV Manucher	On Target - Saved	Right Foot	Loose Ball
47	7 UMARBAEV Parvizdzhon	Off Target	Left Foot	Pass
51	14 SHUKUROV Alisher	Off Target	Right Foot	Pass
53	15 MABATSHOEV Shervoni	Off Target	Right Foot	Tackle
67	10 DZHALILOV Alisher	Incomplete - Blocked	Left Foot	Loose Ball
67	17 EHSONI Panshanbe	Incomplete - Blocked	Left Foot	Loose Ball
72	10 DZHALILOV Alisher	Incomplete - Blocked	Left Foot	Freekick
73	17 EHSONI Panshanbe	Incomplete - Blocked	Right Foot	Pass
73	14 SHUKUROV Alisher	On Target - Saved	Right Foot	Loose Ball
73	9 SOIROV Rustam	Off Target	Head	Cross

Attempts at Goal



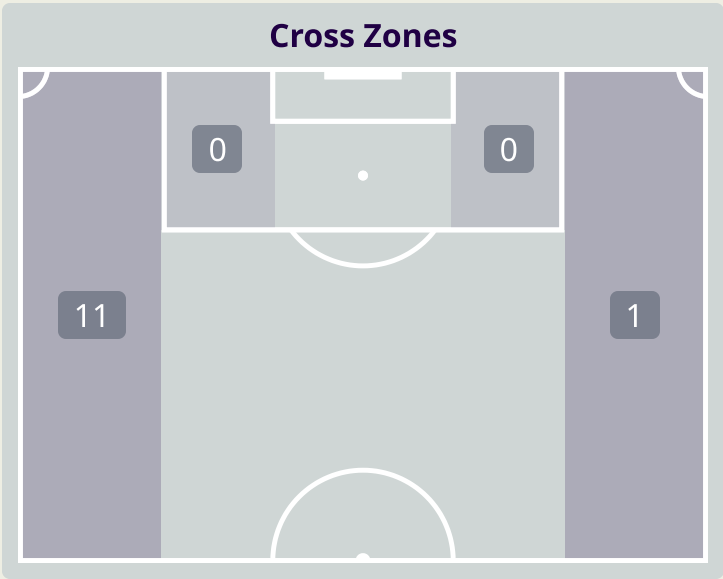
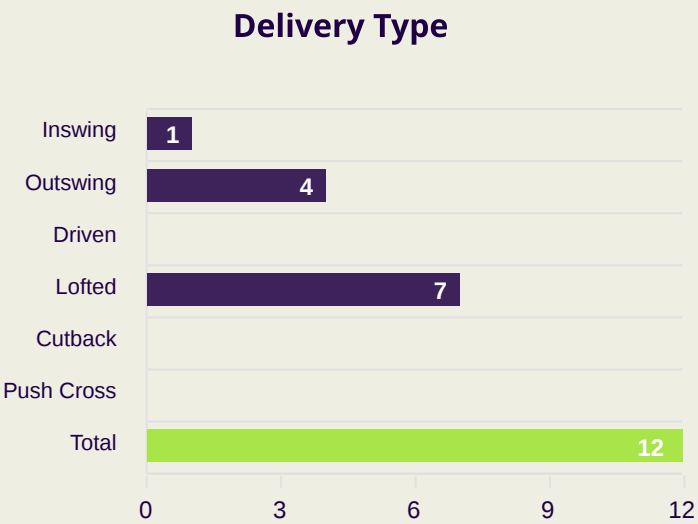
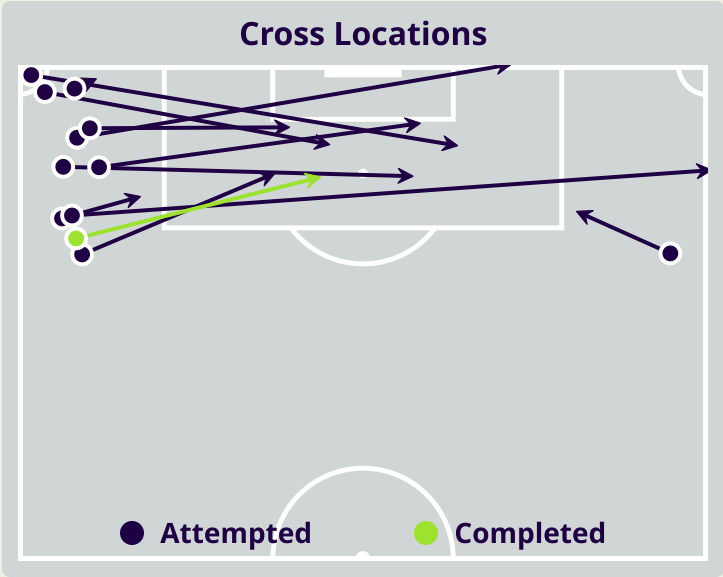
Key	Outcome	Shots
●	Goals	0
●	On Target	1
●	Off Target	5
●	Blocked	4
●	Incomplete	0

Attempts at Goal



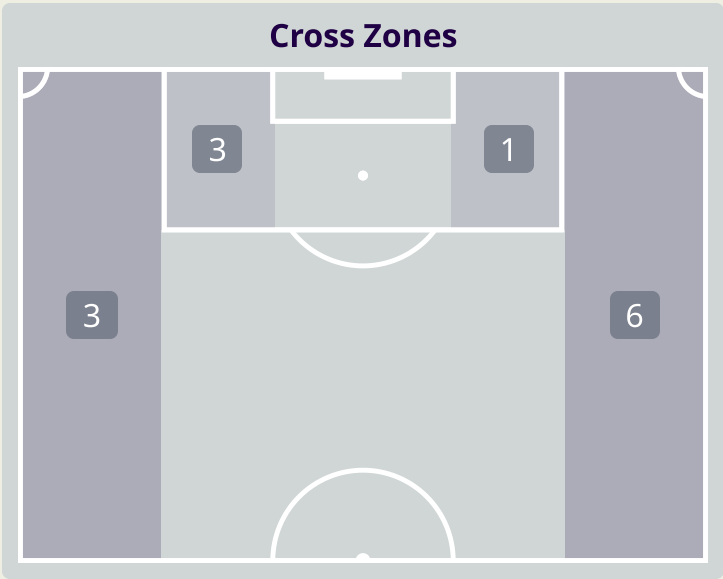
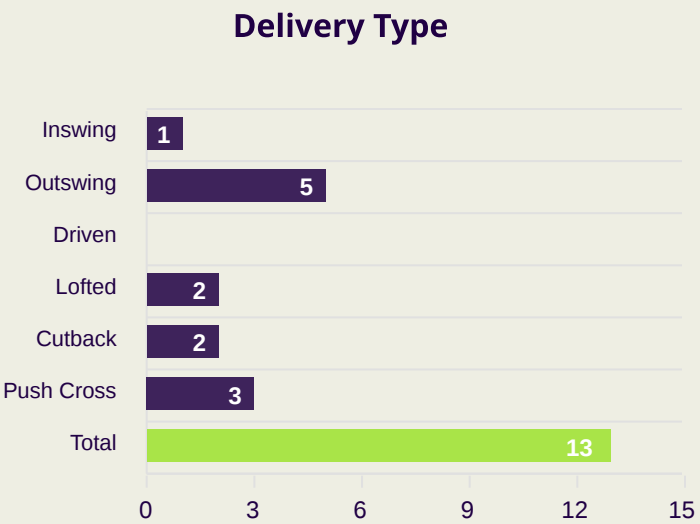
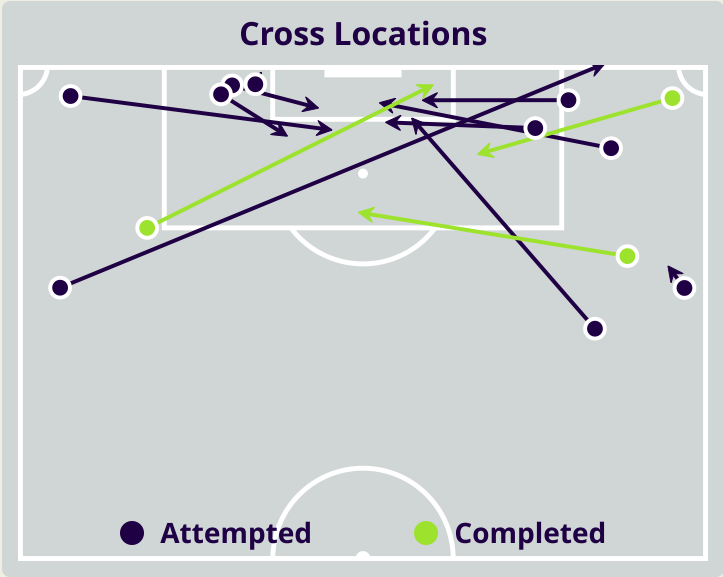
Time	Player	Outcome	Body Part	Delivery Type
2	11 YAZAN ALNAIMAT	Off Target	Left Foot	Loose Ball
29	11 YAZAN ALNAIMAT	Off Target	Right Foot	Cross
31	3 ABDALLAH NASIB	Off Target	Head	Freekick
34	9 ALI OLWAN	On Target - Saved	Right Foot	Other
50	9 ALI OLWAN	Off Target	Right Foot	Loose Ball
54	11 YAZAN ALNAIMAT	Incomplete - Blocked	Right Foot	Pass
61	11 YAZAN ALNAIMAT	Incomplete - Blocked	Right Foot	Loose Ball
61	13 MAHMOUD ALMARDI	Incomplete - Blocked	Right Foot	Pass
65	3 ABDALLAH NASIB	Incomplete - Blocked	Head	Corner
70	10 MOUSA ALTAMARI	Off Target	Left Foot	Pass

Crosses (Open Play)



#	Player	Inswing	Outswing	Driven	Lofted	Cutback	Push Cross	Total Attempted
1	YATIMOV Rustam	0	0	0	0	0	0	0
2	DZHURABOYEV Zoir	0	0	0	0	0	0	0
5	SAFAROV Manucher	0	0	0	0	0	0	0
6	HANONOV Vahdat	0	0	0	0	0	0	0
7	UMARBAEV Parvizdzhon	0	2	0	0	0	0	2
10	DZHALILOV Alisher	0	0	0	0	0	0	0
14	SHUKUROV Alisher	0	0	0	0	0	0	0
15	MABATSHOEV Shervoni	0	0	0	0	0	0	0
17	EHSONI Panshanbe	1	0	0	0	0	0	1
19	NAZAROV Akhtam	0	1	0	6	0	0	7
22	SAMIEV Shahrom	0	1	0	0	0	0	1
9	SOIROV Rustam	0	0	0	0	0	0	0
20	ALIJONI Burizod	0	0	0	1	0	0	1
25	KHAMROKULOV Nuriddin	0	0	0	0	0	0	0

Crosses (Open Play)



Attempted
13

Completed
3

Most Crosses Attempted
4
EHSAN HADDAD
RIGHT MIDFIELD

#	Player	Inswing	Outswing	Driven	Lofted	Cutback	Push Cross	Total Attempted
1	YAZEED ABULAILA	0	0	0	0	0	0	0
3	ABDALLAH NASIB	0	0	0	0	0	0	0
5	YAZAN ALARAB	0	0	0	0	0	0	0
8	NOOR ALRAWABDEH	0	0	0	0	0	1	1
9	ALI OLWAN	0	0	0	0	2	0	2
10	MOUSA ALTAMARI	0	0	0	0	0	0	0
11	YAZAN ALNAIMAT	0	0	0	0	0	2	2
13	MAHMOUD ALMARDI	1	2	0	0	0	0	3
14	RAJAEI AYED	0	0	0	0	0	0	0
17	SALEM ALAJALIN	0	1	0	0	0	0	1
23	EHSAN HADDAD	0	2	0	2	0	0	4
2	MOHAMMAD ABUHASHEESH	0	0	0	0	0	0	0
15	IBRAHIM SADEH	0	0	0	0	0	0	0
24	YOUSUF JALBOUSH	0	0	0	0	0	0	0
25	ANAS ALAWADAT	0	0	0	0	0	0	0
26	FADI AWAD	0	0	0	0	0	0	0

Offering to Receive



353

Total Offers Made

113

Total Offers Received

Most Offers

63

EHSONI Panshanbe

LEFT MIDFIELD

154

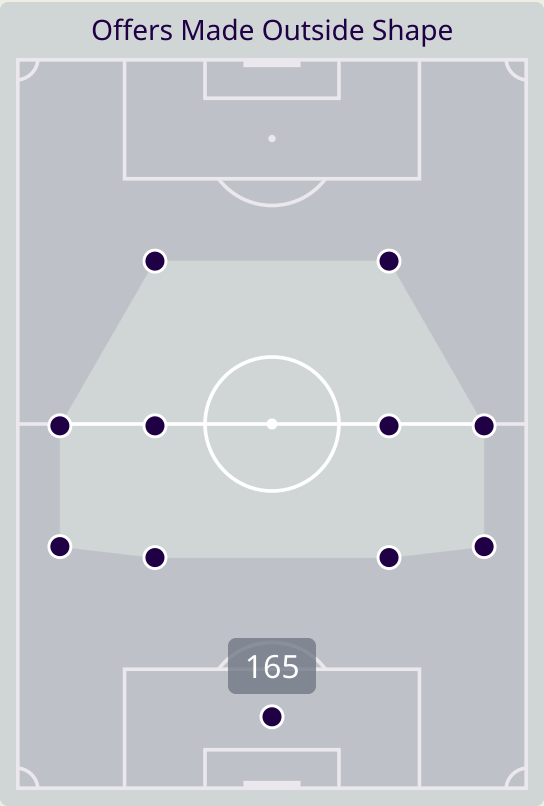
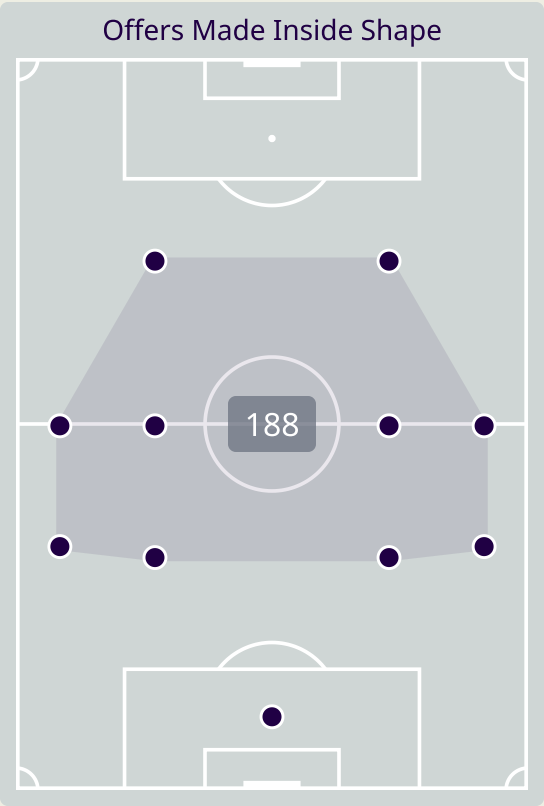
Offers Made in Final Third

158

Offers Made in Middle Third

41

Offers Made in Defensive Third



#	Player	Offers Made	Offers Received	% Made & Received
1	YATIMOV Rustam	2	2	100%
2	DZHURABOYEV Zoir	10	2	20%
5	SAFAROV Manucher	9	6	66.7%
6	HANONOV Vahdat	6	1	16.7%
7	UMARBAEV Parvizdzhon	45	18	40%
10	DZHALILOV Alisher	57	14	24.6%
14	SHUKUROV Alisher	30	10	33.3%
15	MABATSHOEV Shervoni	51	12	23.5%
17	EHSONI Panshanbe	63	38	60.3%
19	NAZAROV Akhtam	14	7	50%
22	SAMIEV Shahrom	13	1	7.7%
9	SOIROV Rustam	37	2	5.4%
20	ALIJONI Burizod	3	0	0%
25	KHAMROKULOV Nuriddin	13	0	0%

Offering to Receive



281

Total Offers Made

109

Total Offers Received

Most Offers

62

MOUSA ALTAMARI

RIGHT WINGER

114

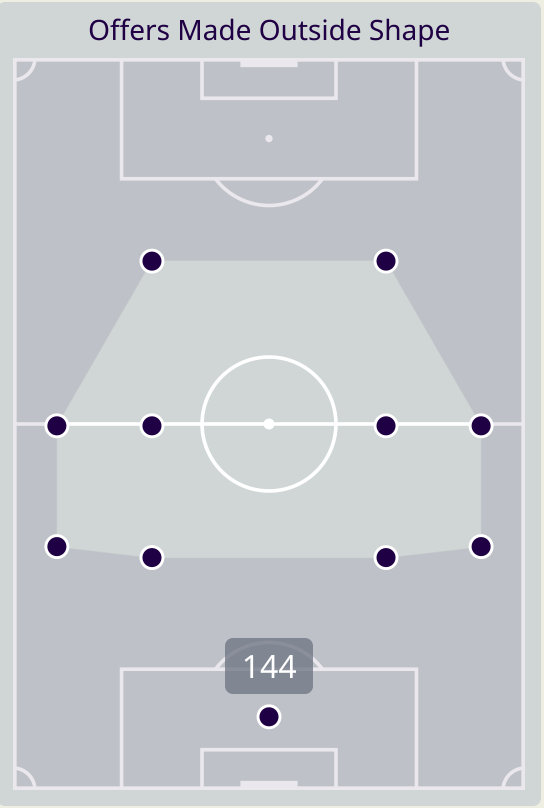
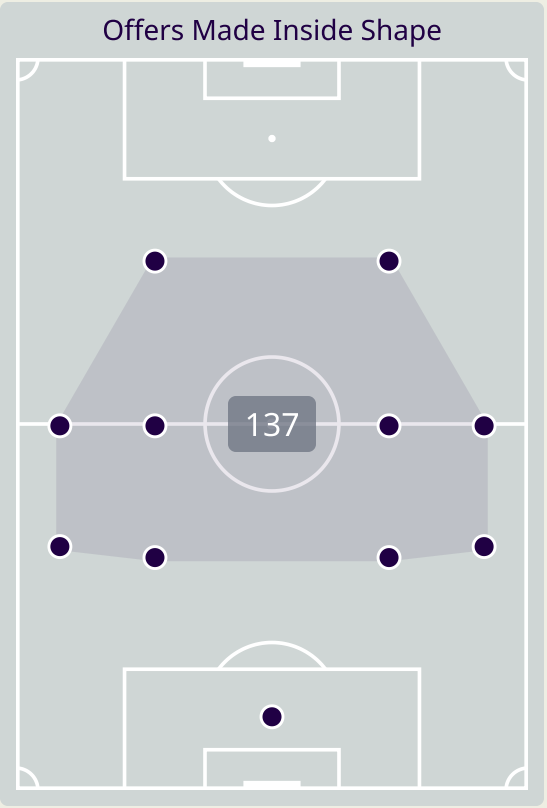
Offers Made in Final Third

140

Offers Made in Middle Third

27

Offers Made in Defensive Third



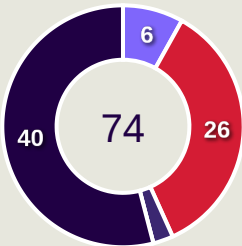
#	Player	Offers Made	Offers Received	% Made & Received
1	YAZEED ABULAILA	1	1	100%
3	ABDALLAH NASIB	19	11	57.9%
5	YAZAN ALARAB	8	5	62.5%
8	NOOR ALRAWABDEH	30	10	33.3%
9	ALI OLWAN	44	14	31.8%
10	MOUSA ALTAMARI	62	19	30.6%
11	YAZAN ALNAIMAT	25	9	36%
13	MAHMOUD ALMARDI	24	12	50%
14	RAJAEI AYED	14	10	71.4%
17	SALEM ALAJALIN	17	5	29.4%
23	EHSAN HADDAD	22	12	54.5%
2	MOHAMMAD ABUHASHEESH	0	0	0%
15	IBRAHIM SADEH	5	0	0%
24	YOUSEF JALBOUSH	5	1	20%
25	ANAS ALAWADAT	4	0	0%
26	FADI AWAD	1	0	0%

Movement to Receive

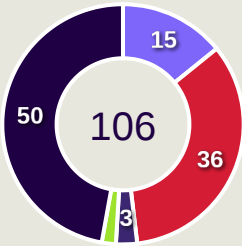


Movement Types by Phase

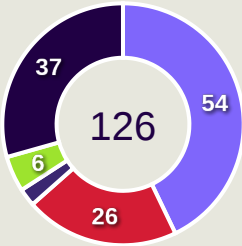
Final Third Phase



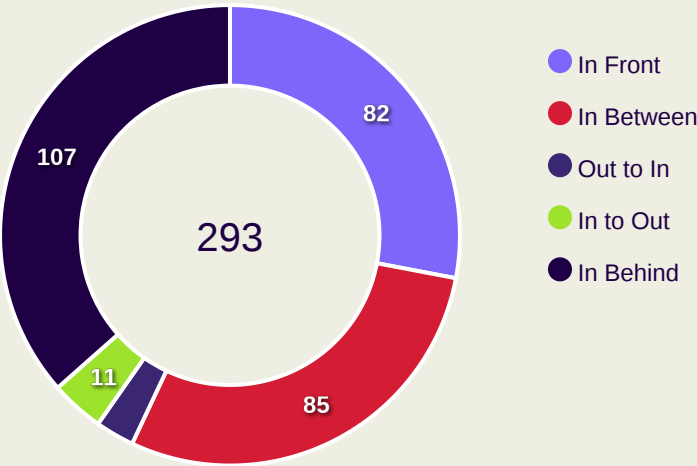
Progression Phase



Build Up Phase



All Movement Types

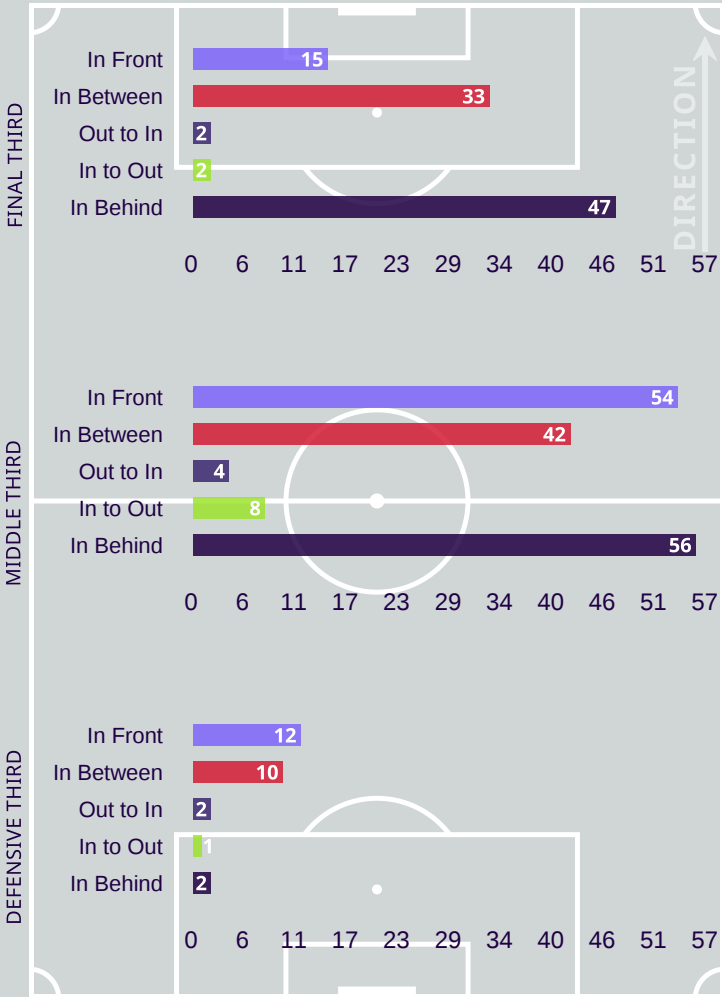


- In Front
- In Between
- Out to In
- In to Out
- In Behind

Top Ranked Players

Type	Player	Movements
In Front	17 EHSONI Panshanbe	19
In Between	10 DZHALILOV Alisher	26
Out to In	17 EHSONI Panshanbe	3
In to Out	15 MABATSHOEV Shervoni	5
In Behind	9 SOIROV Rustam	23

Movement Types Pitch Third

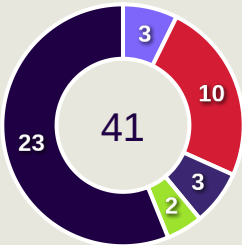


Movement to Receive

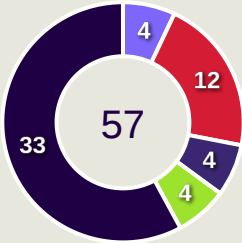


Movement Types by Phase

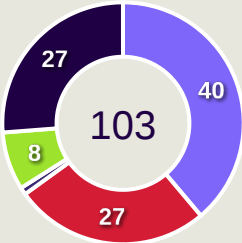
Final Third Phase



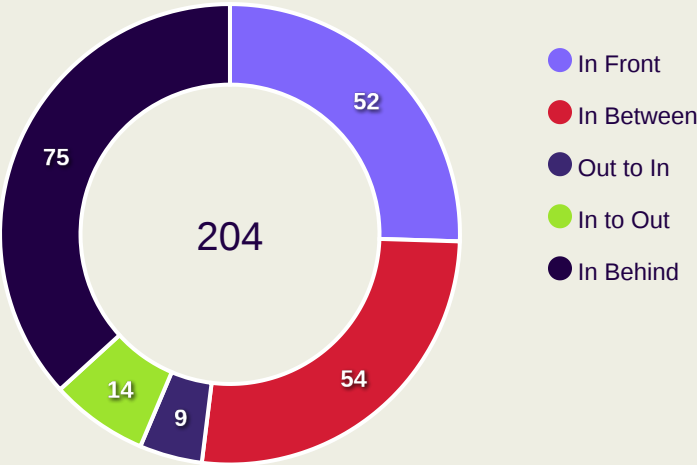
Progression Phase



Build Up Phase



All Movement Types

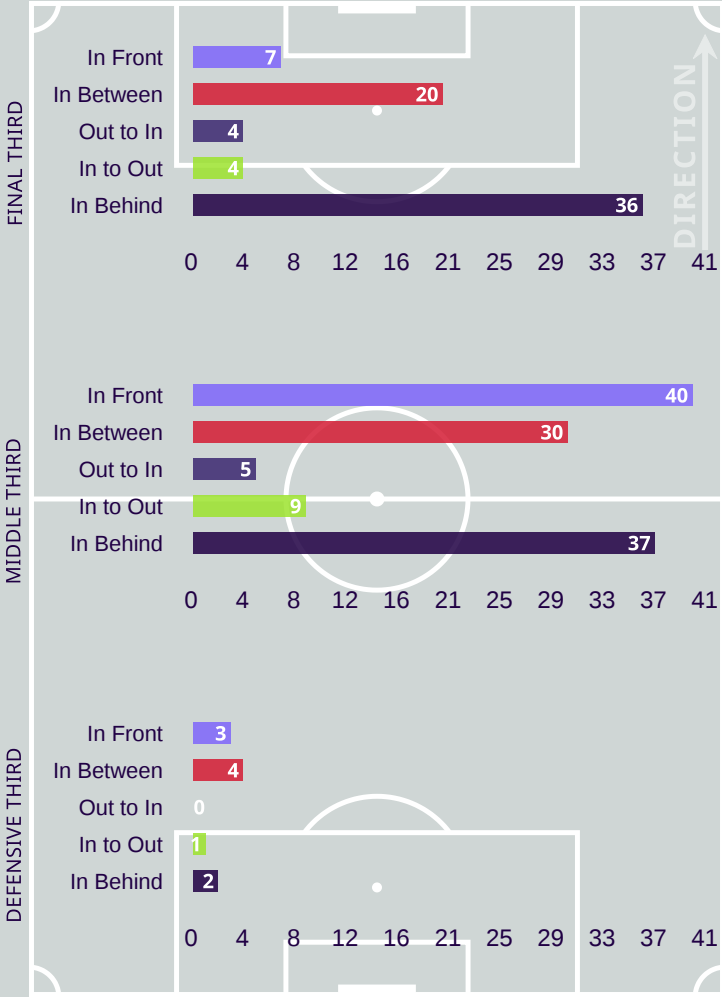


- In Front
- In Between
- Out to In
- In to Out
- In Behind

Top Ranked Players

Type	Player	Movements
In Front	8 NOOR ALRAWABDEH	12
In Between	9 ALI OLWAN	13
Out to In	10 MOUSA ALTAMARI	4
In to Out	9 ALI OLWAN	6
In Behind	10 MOUSA ALTAMARI	31

Movement Types Pitch Third





AFC
ASIAN CUP
QATAR 2023™

OUT OF POSSESSION



Tajikistan v Jordan

Defensive Actions

67

Forced Turnovers

48

Possession Regained

10

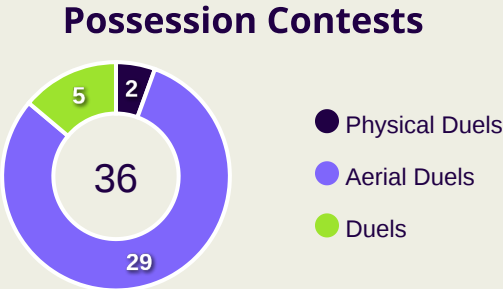
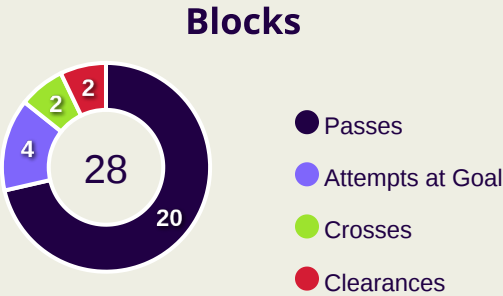
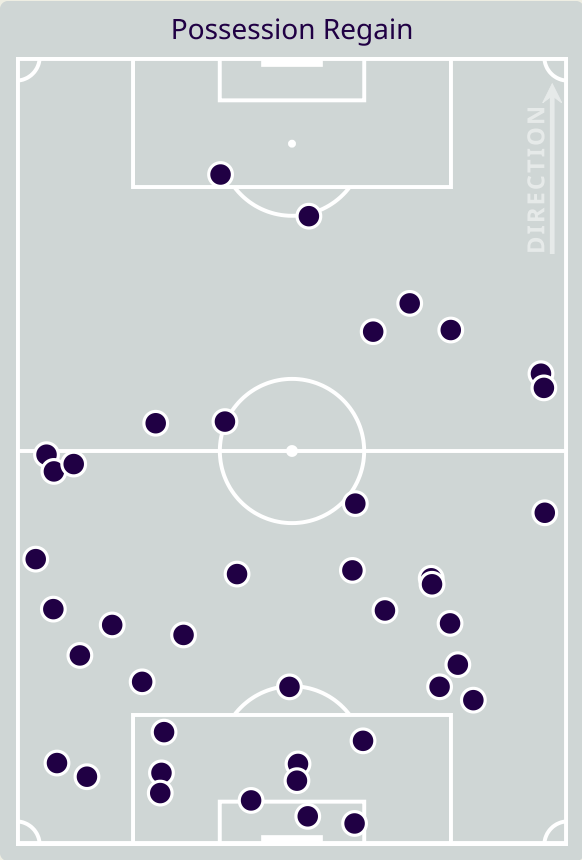
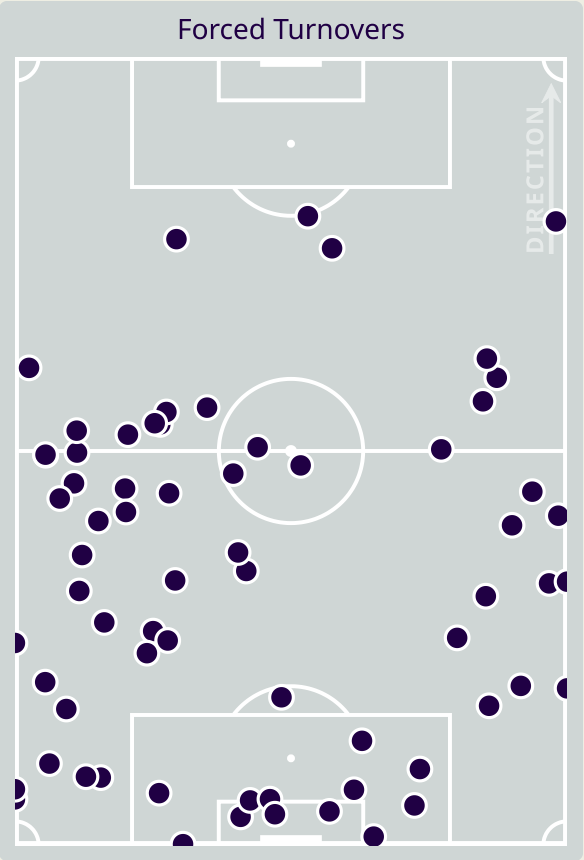
Interceptions

40

Tackles

3.39

Possession Actions / Defensive Action



Most Possession Regains

9

HANONOV Vahdat

RIGHT CENTRE BACK

Tajikistan

#	Player	Total Possession Regains
1	YATIMOV Rustam	5
2	DZHURABOYEV Zoir	2
5	SAFAROV Manucher	5
6	HANONOV Vahdat	9
7	UMARBAEV Parvizardzhon	4
10	DZHALILOV Alisher	2
14	SHUKUROV Alisher	6
15	MABATSHOEV Shervoni	7
17	EHSONI Panshanbe	1
19	NAZAROV Akhtam	4
22	SAMIEV Shahrom	1
9	SOIROV Rustam	1
20	ALIJONI Burizod	1
25	KHAMROKULOV Nuriddin	0

Defensive Actions

68

Forced Turnovers

45

Possession Regained

9

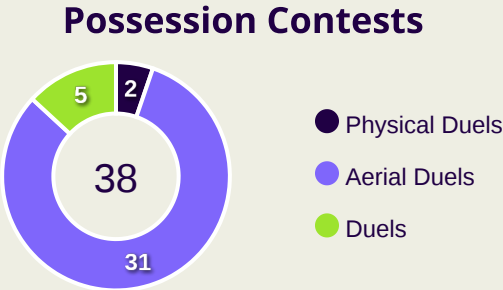
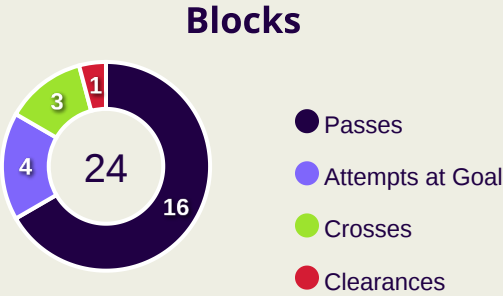
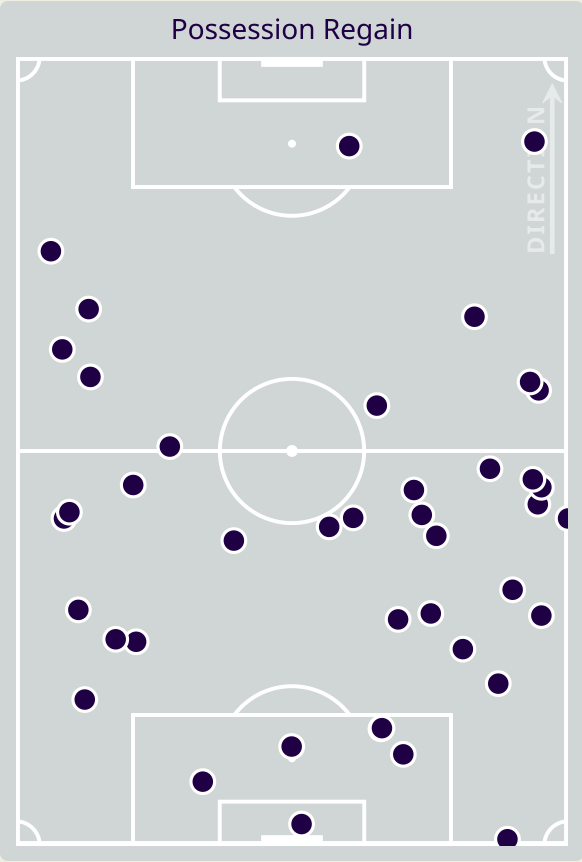
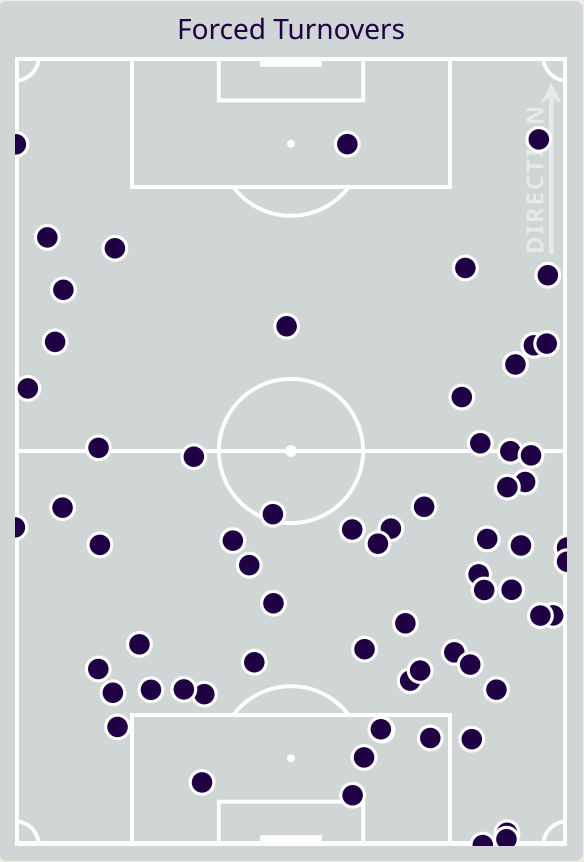
Interceptions

39

Tackles

3.98

Possession Actions / Defensive Action



Most Possession Regains

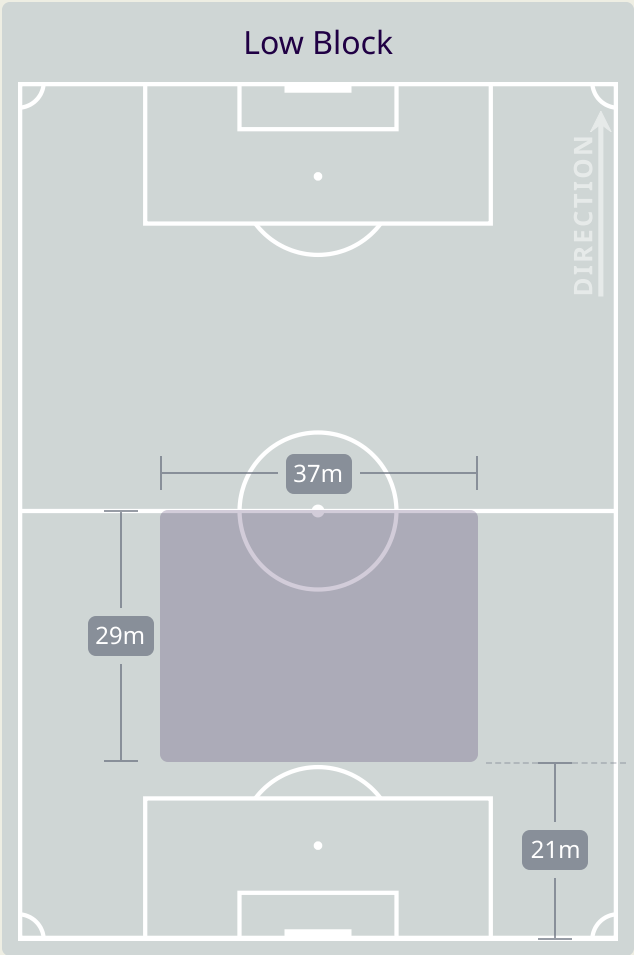
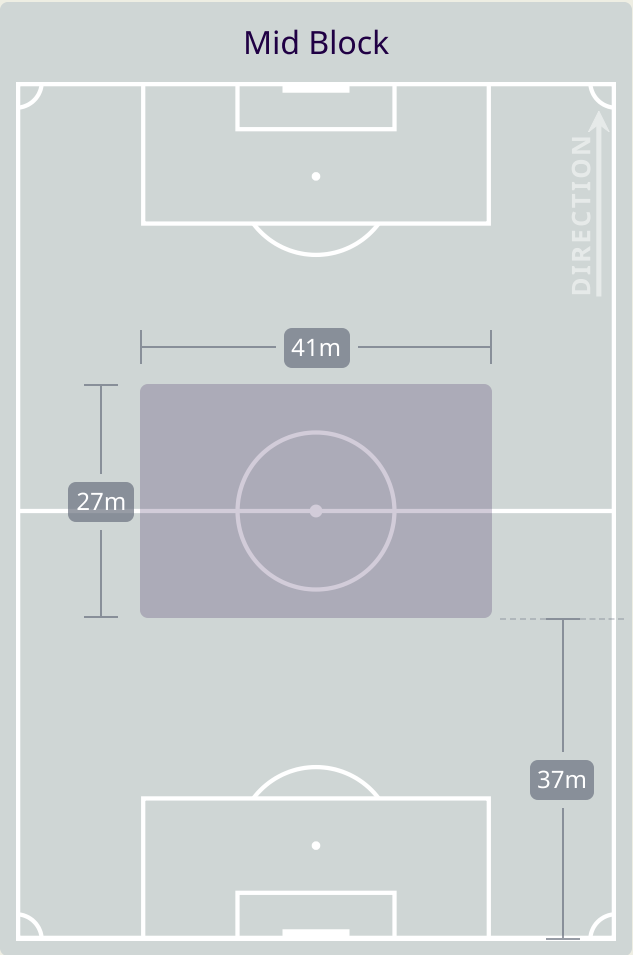
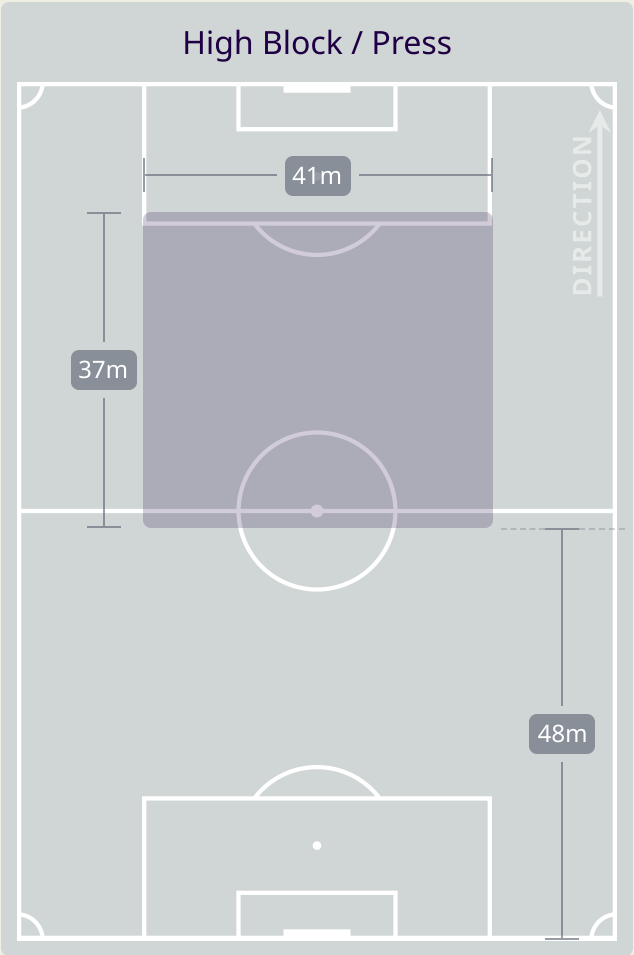
9

EHSAN HADDAD
RIGHT MIDFIELD

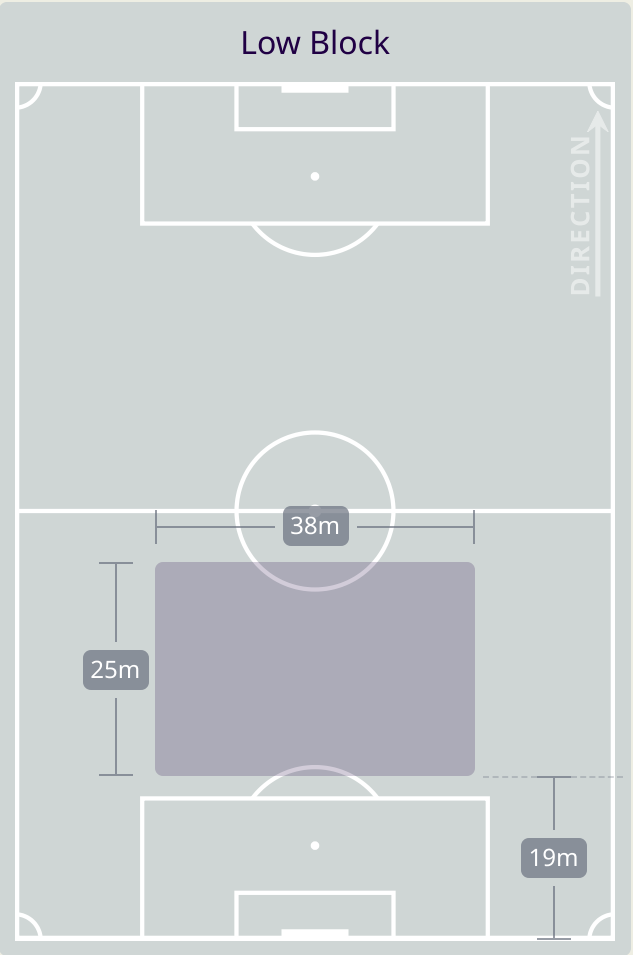
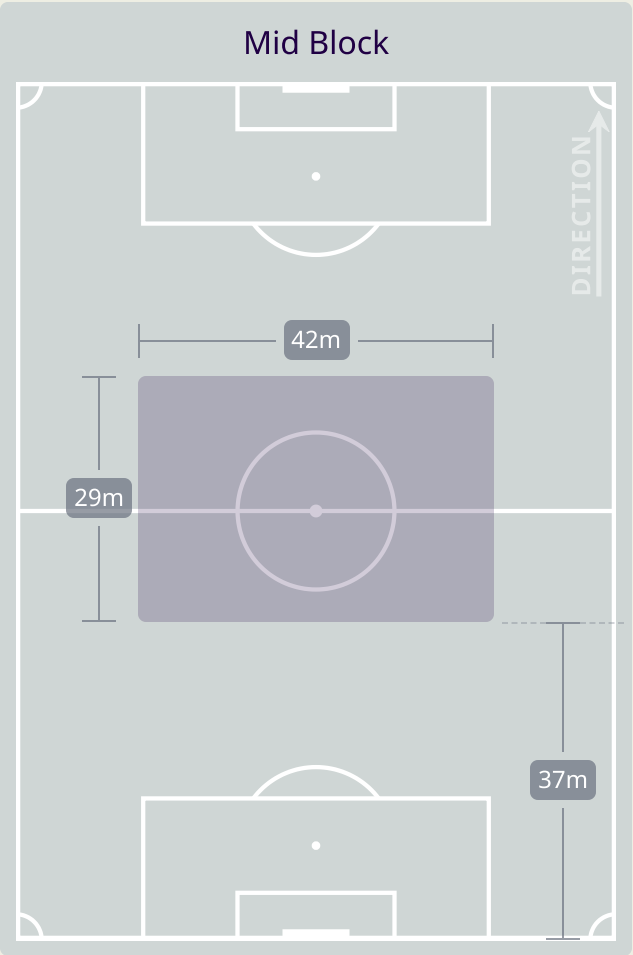
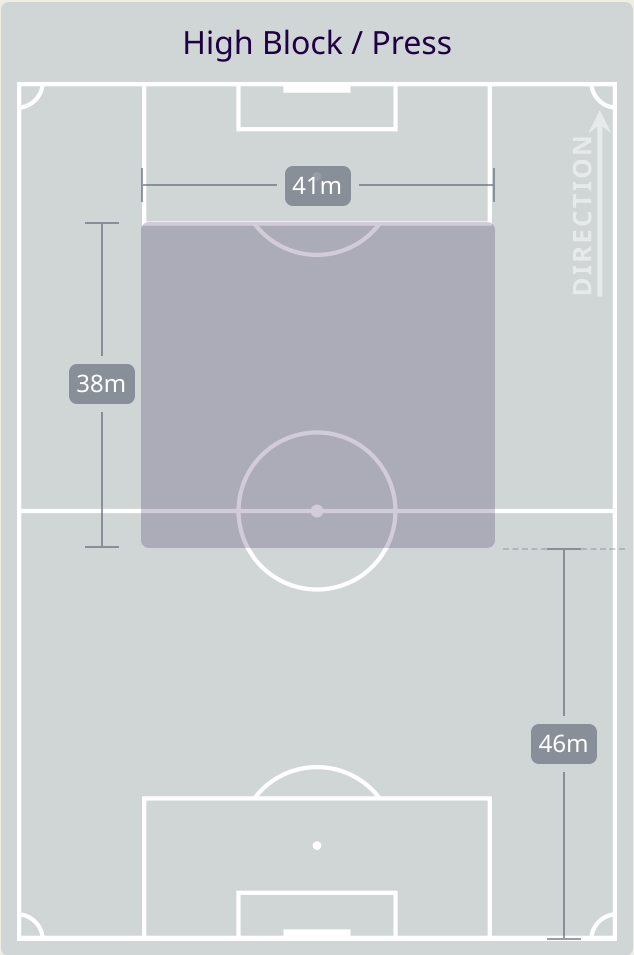


#	Player	Total Possession Regains
1	YAZEED ABULAILA	5
3	ABDALLAH NASIB	6
5	YAZAN ALARAB	4
8	NOOR ALRAWABDEH	4
9	ALI OLWAN	3
10	MOUSA ALTAMARI	1
11	YAZAN ALNAIMAT	1
13	MAHMOUD ALMARDI	4
14	RAJAEI AYED	3
17	SALEM ALAJALIN	5
23	EHSAN HADDAD	9
2	MOHAMMAD ABUHASHEESH	0
15	IBRAHIM SADEH	0
24	YOUSEF JALBOUSH	0
25	ANAS ALAWADAT	0
26	FADI AWAD	0

Defensive Line Height & Team Length




Defensive Line Height & Team Length



Defensive Pressure



Tajikistan



200	Total Pressures	230
61	Direct Pressures	55
1.49s	Avg Pressure Duration	1.44s
67	Forced Turnovers	68
10.95s	Ball Recovery Time	10.25s
84	Pushing on into Pressing	96
174	Pushing on	231
20	Pressing Direction Inside	40
129	Pressing Direction Outside	134

Most Direct Pressures

18

SHUKUROV Alisher

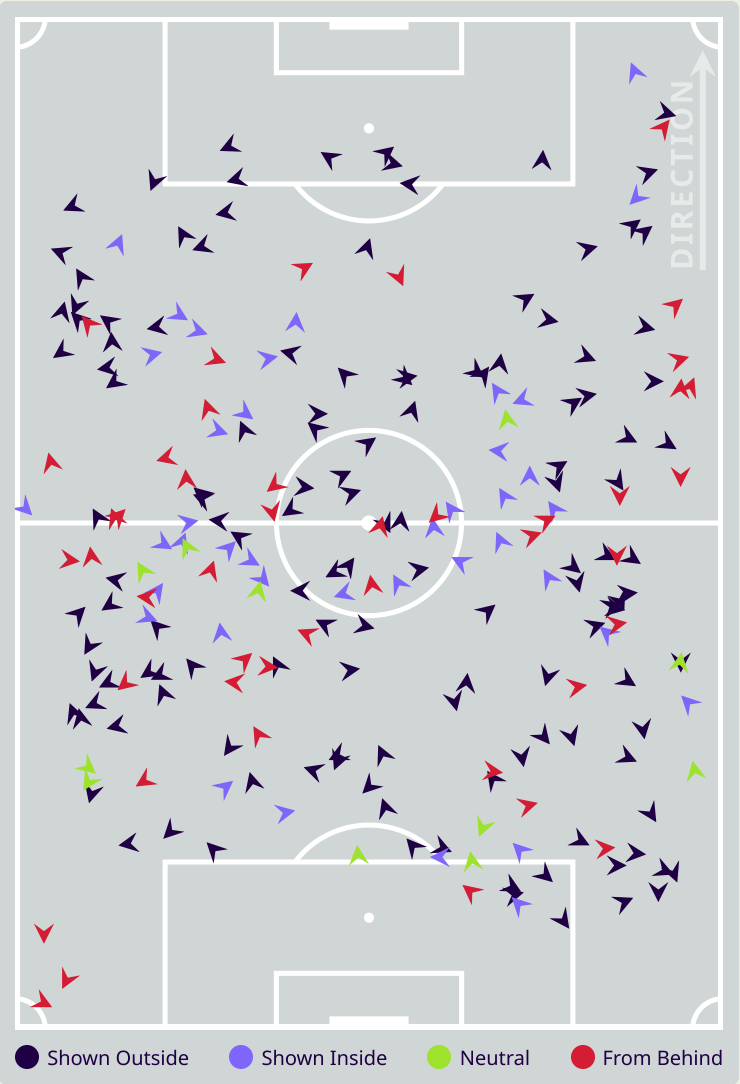
LEFT CENTRE MIDFIELD

Most Direct Pressures

15

RAJAEI AYED

RIGHT CENTRE MIDFIELD



GOALKEEPING



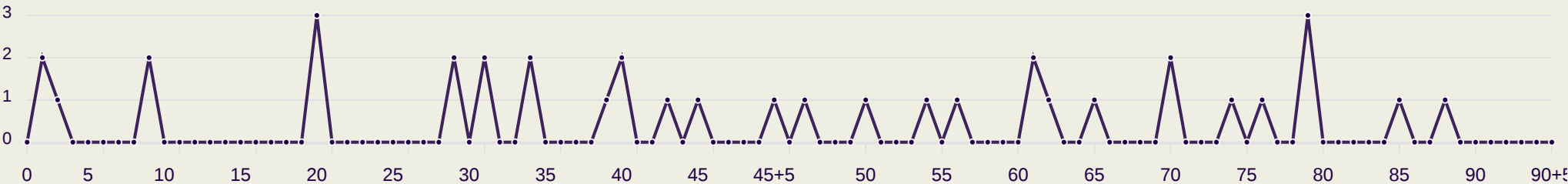
Tajikistan v Jordan

Goalkeeping Involvement



Tajikistan

Tajikistan GK Involvement Timeline

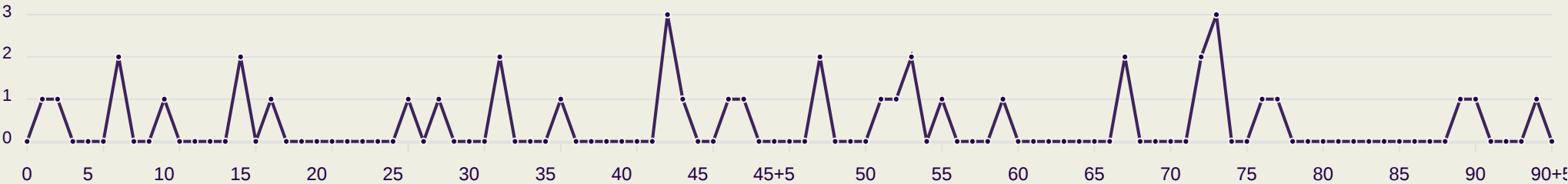


Total Involvements



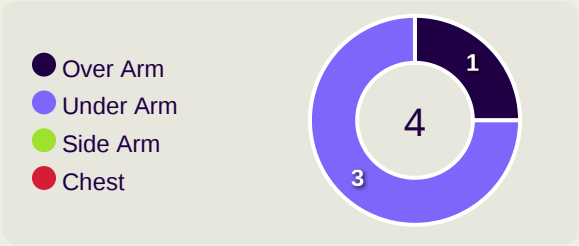
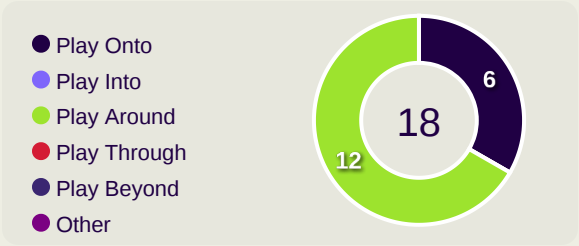
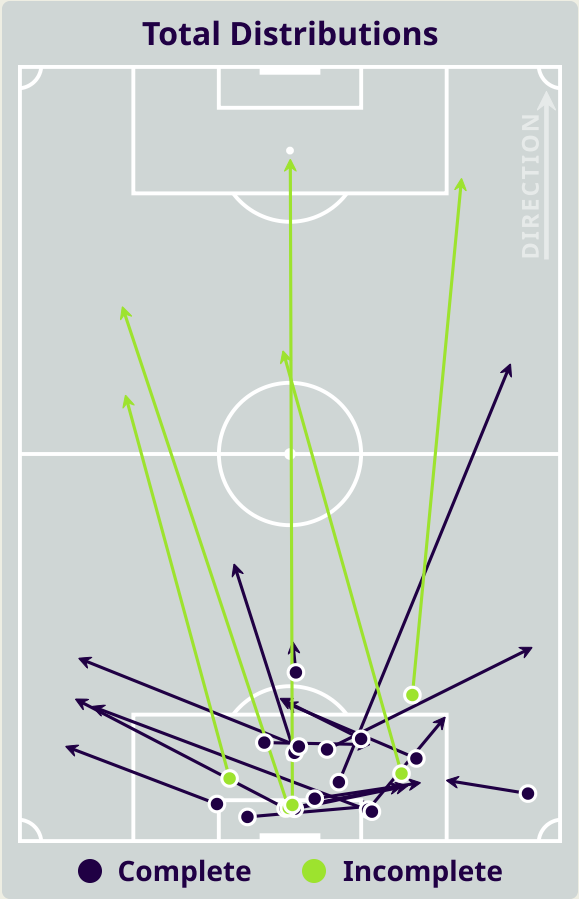
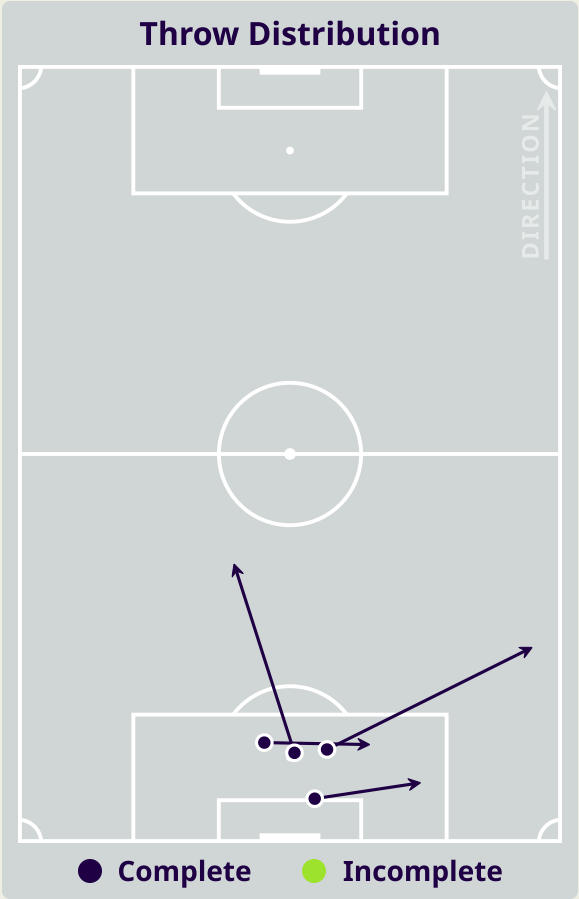
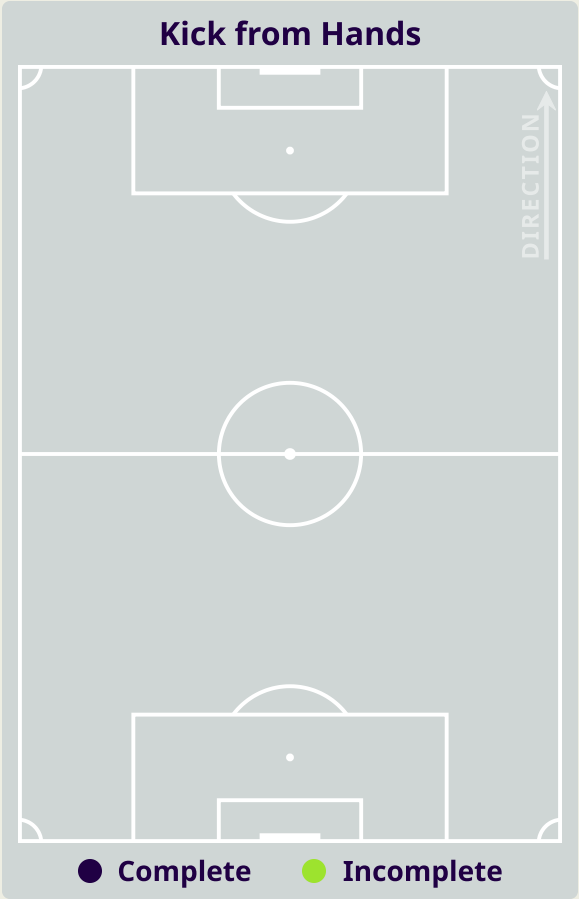
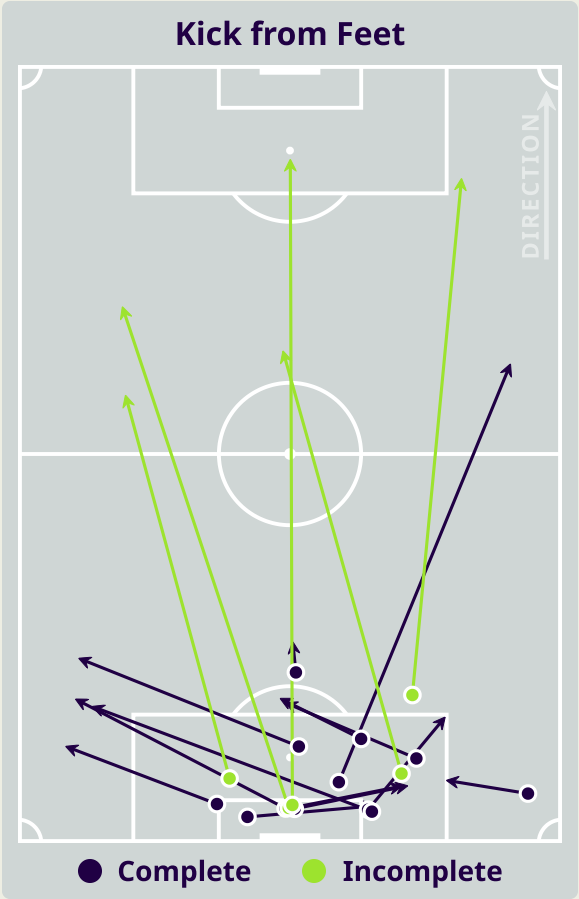
Jordan

Jordan GK Involvement Timeline

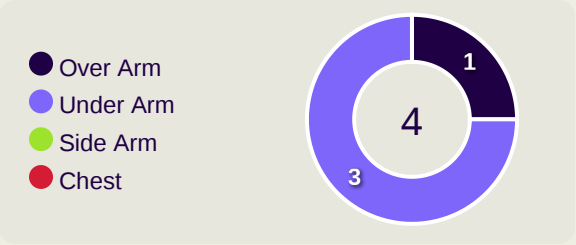
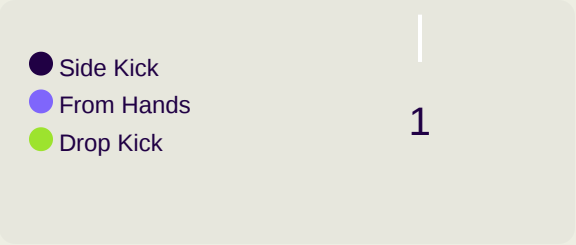
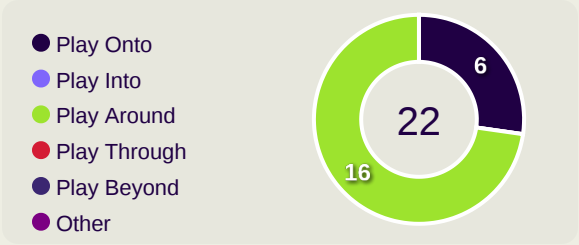
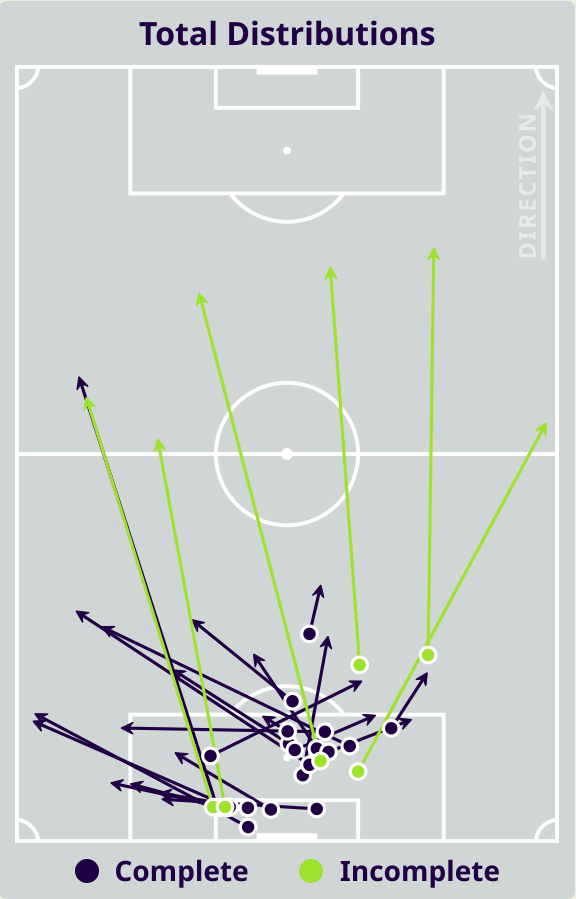
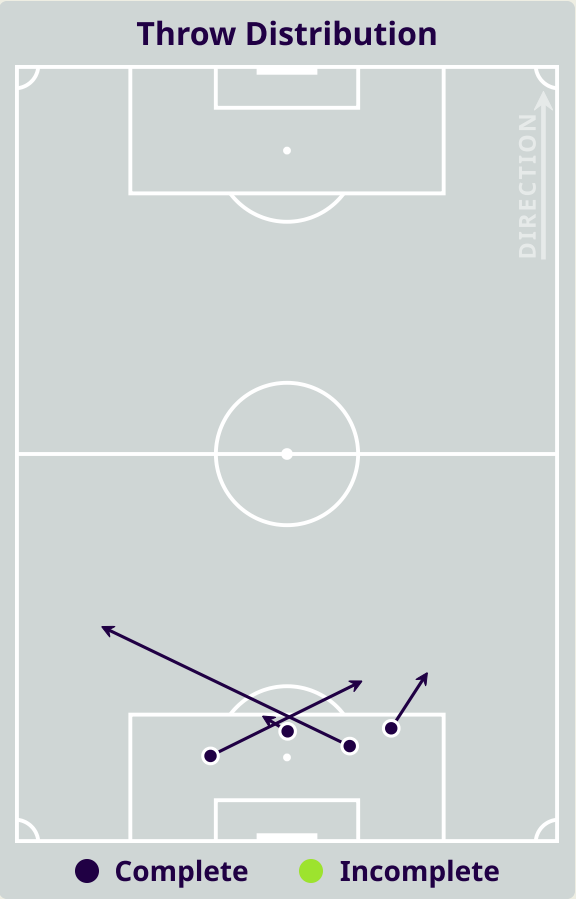
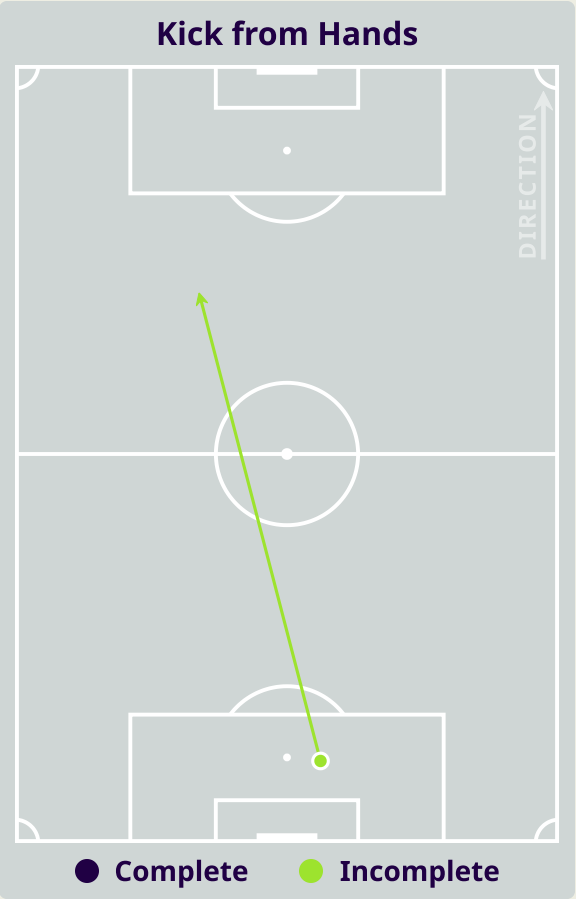
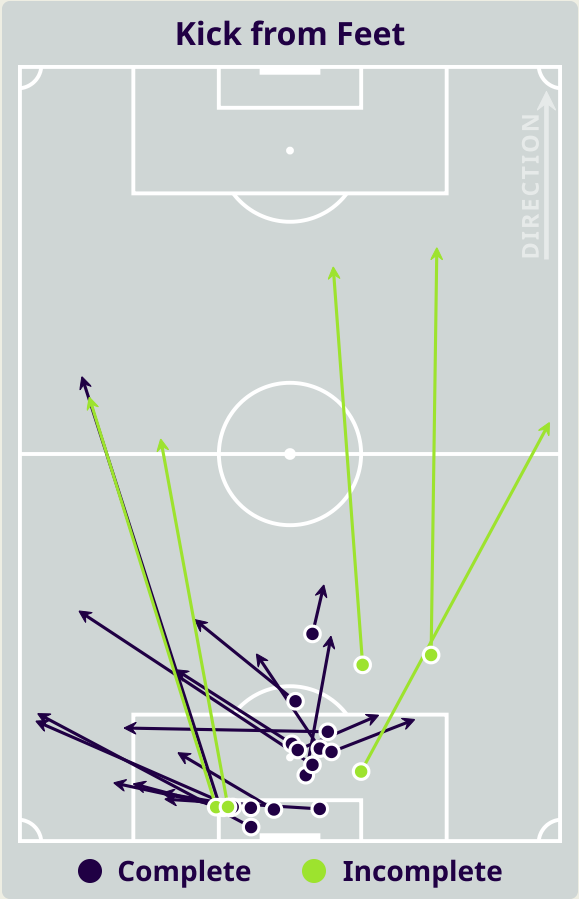


Total Involvements

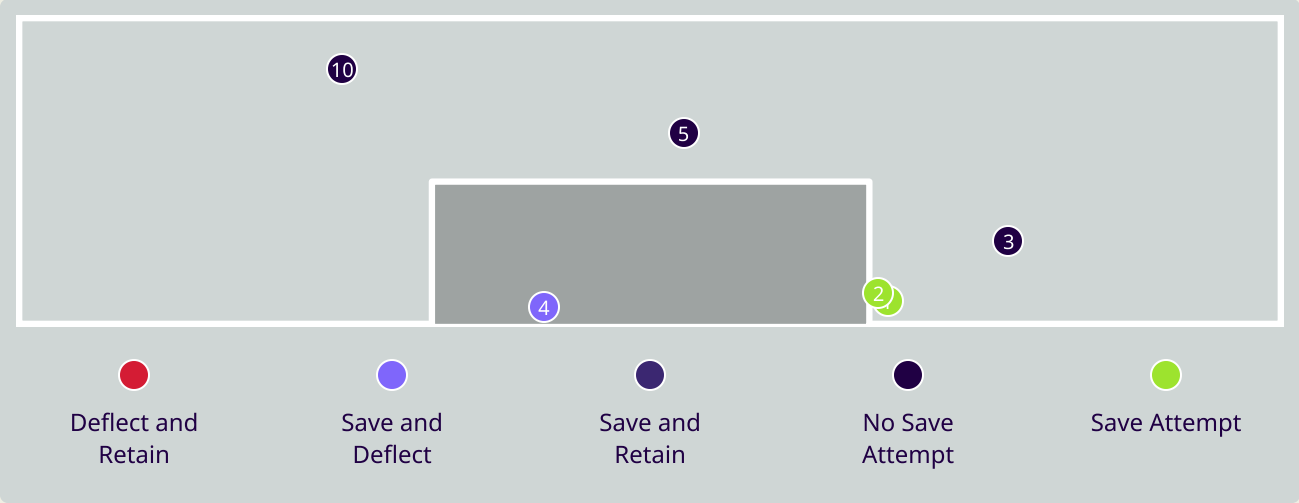
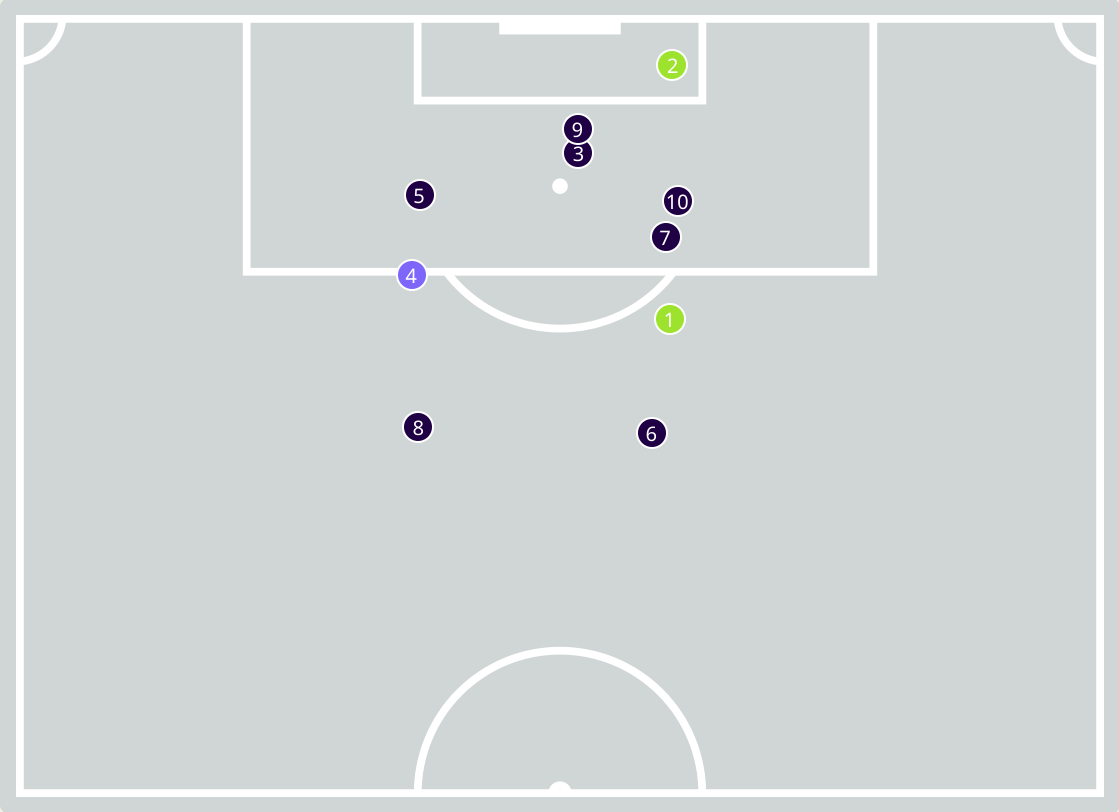
Goalkeeping Distribution



Goalkeeping Distribution



Goal Prevention

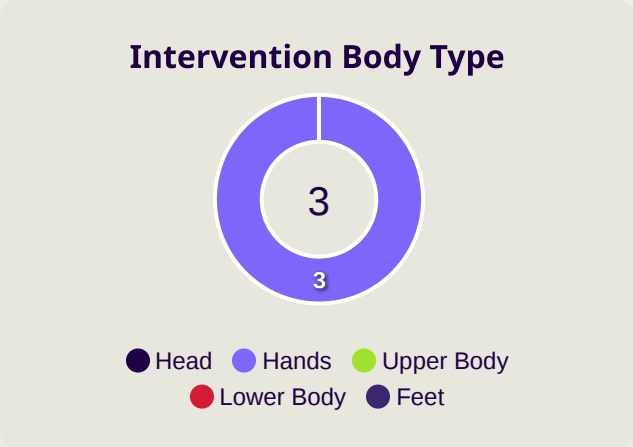
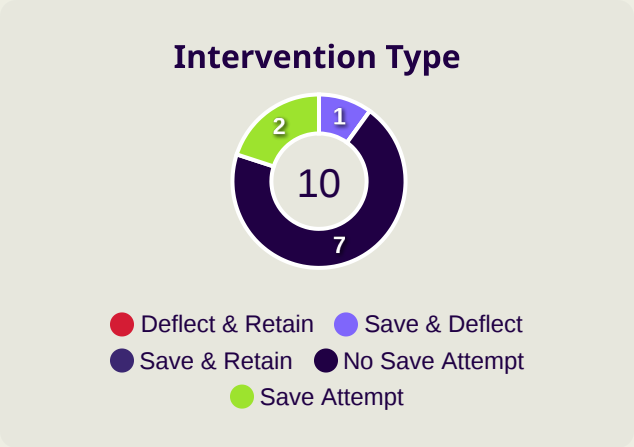


10

Total Attempts on Goal Faced

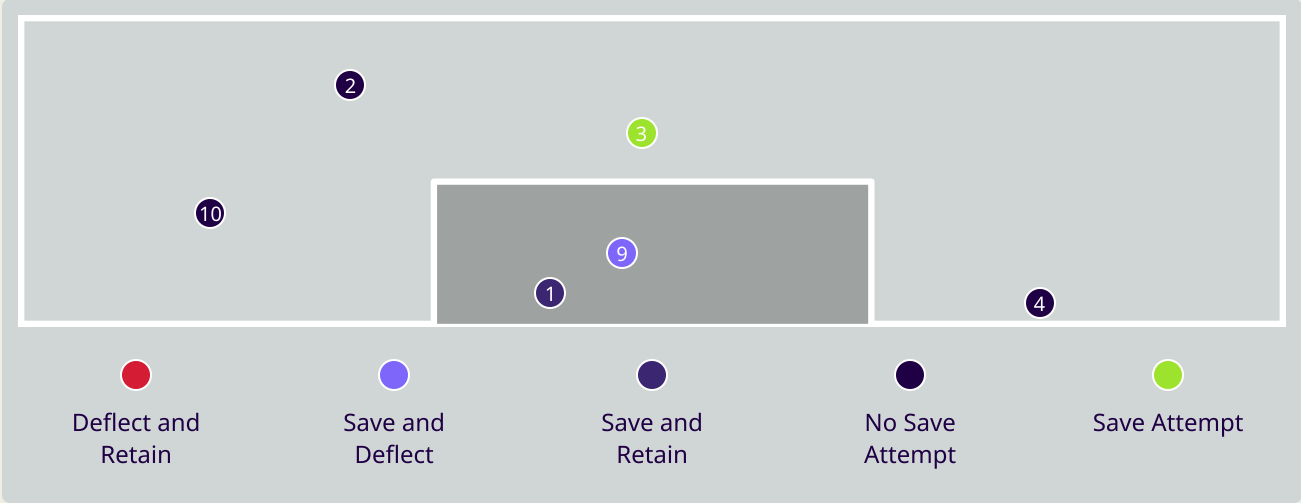
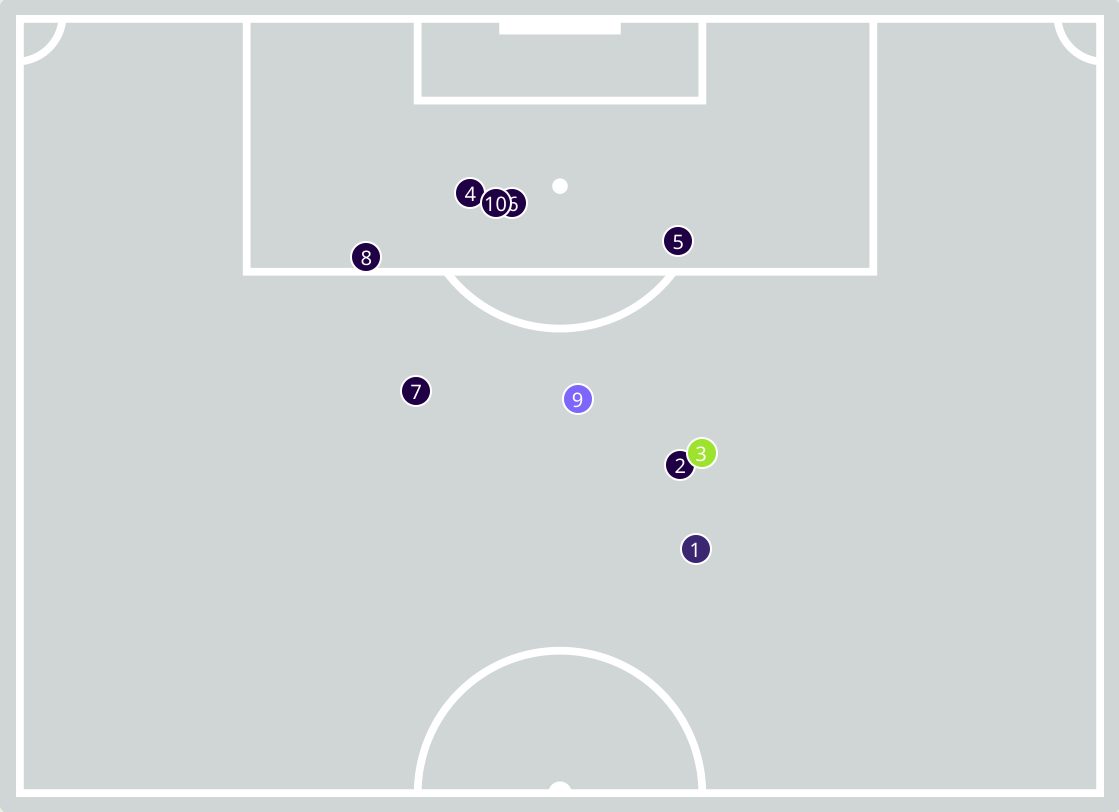
100

Save %



Total Attempts on Goal Faced	Total Goal Interventions	Save & Retain	Deflect & Retain	Save & Deflect	Save Attempt	No Save Attempt
10	1	0	0	1	2	7

Goal Prevention

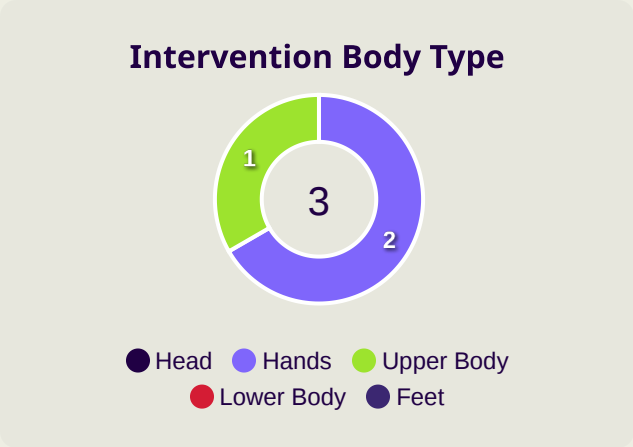
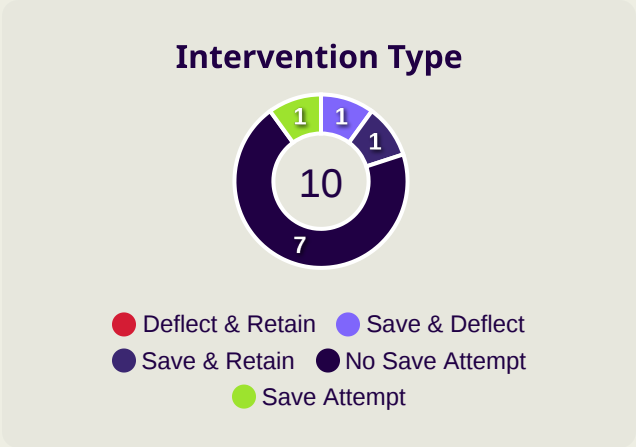


10

Total Attempts on Goal Faced

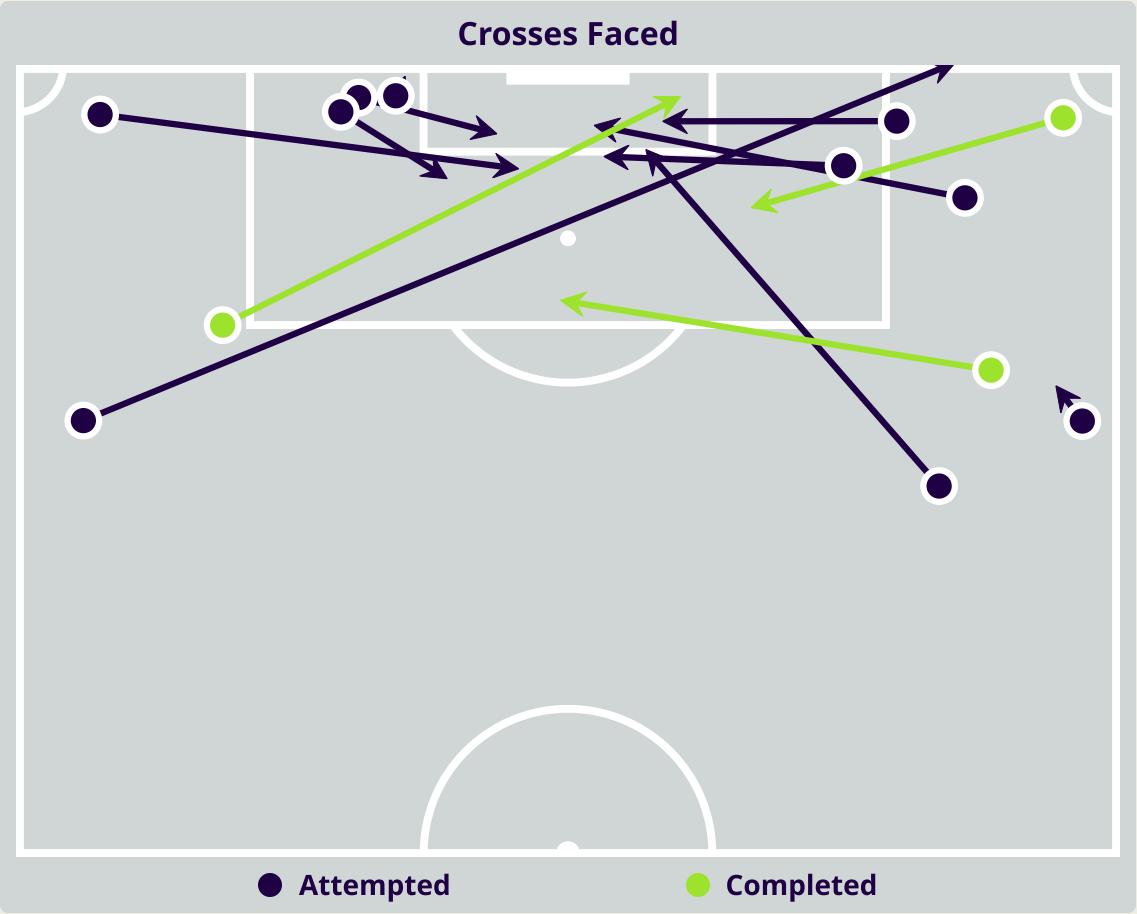

100

Save %



Total Attempts on Goal Faced	Total Goal Interventions	Save & Retain	Deflect & Retain	Save & Deflect	Save Attempt	No Save Attempt
10	2	1	0	1	1	7

Aerial Control



Delivery Types Faced						
Total	In Swing	Out Swing	Driven	Lofted	Cutback	Push
20	5	7	0	3	2	3

Aerial Control



1

Total Interventions

1

Complete

1

Punches

0

Incomplete

0

Complete

0

Claims

0

Incomplete

0

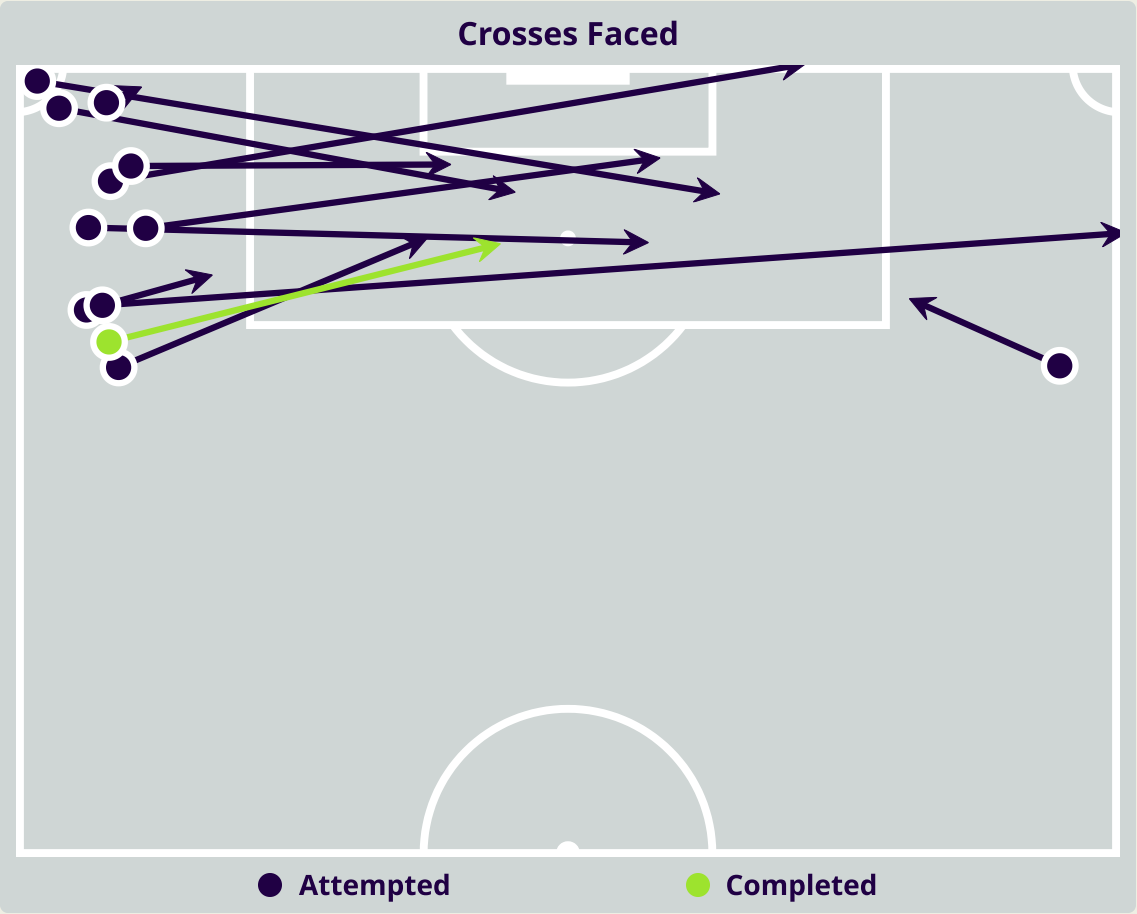
Complete

0

Tipped/Palmed

0

Incomplete



Delivery Types Faced						
Total	In Swing	Out Swing	Driven	Lofted	Cutback	Push
15	3	4	0	7	0	1

SET PLAYS



Tajikistan v Jordan

Set Plays



Free Kicks	
Type	Total
Direct	12
Direct (on target)	0
Direct (off target)	1
Indirect	1

Corners			
Delivery Type	From Left Side	From Right Side	Total
Direct to Area	2	1	3
Short	0	0	0
Edge of Penalty Area	0	0	0

Corners	
Delivery Style	Total
Inswing	2
Outswing	0
Driven	0

Set Plays



50

Total Set Plays

15

Total Free Kicks

0

Total Penalties

6

Total Corners

29

Total Throw Ins

Free Kicks	
Type	Total
Direct	12
Direct (on target)	0
Direct (off target)	0
Indirect	3

Corners			
Delivery Type	From Left Side	From Right Side	Total
Direct to Area	1	3	4
Short	1	1	2

Edge of Penalty Area	0	0	0
----------------------	---	---	---

Corners	
Delivery Style	Total
Inswing	2
Outswing	2
Driven	0

INDIVIDUAL DATA IN POSSESSION



Tajikistan v Jordan

In Possession - Distributions



#	Player	Passes Attempted	Passes Completed	Pass Completion %	Switches of Play	Crosses Attempted	Crosses Completed	Line Breaks Attempted	Line Breaks Completed	Line Break Completion %	Ball Progressions	Take Ons	Step Ins	Attempts at Goal	Goals
1	YATIMOV Rustam	22	17	77%	1	0	0	7	2	28%	0	0	0	0	0
2	DZHURABOYEV Zoir	36	34	94%	0	0	0	6	5	83%	0	0	0	0	0
5	SAFAROV Manucher	52	40	77%	1	0	0	21	9	42%	1	1	0	1	0
6	HANONOV Vahdat	50	42	84%	1	0	0	13	8	61%	0	0	0	0	0
7	UMARBAEV Parvizdzhon	69	56	81%	3	3	0	19	14	73%	1	0	1	1	0
10	DZHALILOV Alisher	25	21	84%	1	0	0	2	2	100%	2	1	1	2	0
14	SHUKUROV Alisher	49	40	82%	1	0	0	6	4	66%	1	0	1	2	0
15	MABATSHOEV Shervoni	16	14	88%	0	0	0	1	1	100%	1	1	0	1	0
17	EHSONI Panshanbe	64	53	83%	2	3	1	18	12	66%	3	2	1	2	0
19	NAZAROV Akhtam	57	42	74%	0	7	1	32	21	65%	0	0	0	0	0
22	SAMIEV Shahrom	5	5	100%	0	1	0	1	1	100%	0	0	0	0	0
9	SOIROV Rustam	10	6	60%	0	0	0	2	1	50%	2	2	0	1	0
20	ALIJONI Burizod	6	4	67%	0	1	0	2	1	50%	1	0	1	0	0
25	KHAMROKULOV Nuriddin	0	0	0%	0	0	0	0	0	0%	0	0	0	0	0

In Possession - Offers & Receptions



			Offer movement types						
#	Player	Total Offers	In Front	In Between	Out to In	In to Out	In Behind	No Movement	Offers Received
1	YATIMOV Rustam	2	0	0	0	0	0	2	2
2	DZHURABOYEV Zoir	10	1	2	0	0	4	3	2
5	SAFAROV Manucher	9	4	1	0	0	1	3	6
6	HANONOV Vahdat	6	0	0	0	0	4	2	1
7	UMARBAEV Parvizdzhon	45	18	16	1	1	4	5	18
10	DZHALILOV Alisher	57	9	26	2	1	15	4	14
14	SHUKUROV Alisher	30	16	10	1	0	1	2	10
15	MABATSHOEV Shervoni	51	9	5	1	5	22	9	12
17	EHSONI Panshanbe	63	19	9	3	1	8	23	38
19	NAZAROV Akhtam	14	3	0	0	0	6	5	7
22	SAMIEV Shahrom	13	0	2	0	2	8	1	1
9	SOIROV Rustam	37	3	10	0	1	23	0	2
20	ALIJONI Burizod	3	0	0	0	0	2	1	0
25	KHAMROKULOV Nuriddin	13	0	4	0	0	9	0	0

In Possession - Distributions



#	Player	Passes Attempted	Passes Completed	Pass Completion %	Switches of Play	Crosses Attempted	Crosses Completed	Line Breaks Attempted	Line Breaks Completed	Line Break Completion %	Ball Progressions	Take Ons	Step Ins	Attempts at Goal	Goals
1	YAZEED ABULAILA	27	21	78%	0	0	0	6	1	16%	0	0	0	0	0
3	ABDALLAH NASIB	50	45	90%	1	0	0	14	11	78%	0	0	0	2	0
5	YAZAN ALARAB	61	54	89%	0	0	0	11	4	36%	1	0	1	0	0
8	NOOR ALRAWABDEH	40	34	85%	0	1	1	11	8	72%	3	3	0	0	0
9	ALI OLWAN	29	21	72%	0	2	0	7	5	71%	3	1	2	2	0
10	MOUSA ALTAMARI	23	17	74%	0	1	0	4	3	75%	2	0	2	1	0
11	YAZAN ALNAIMAT	16	10	62%	0	2	0	4	2	50%	1	1	0	4	0
13	MAHMOUD ALMARDI	34	25	74%	0	8	3	6	4	66%	1	1	0	1	0
14	RAJAEI AYED	47	43	91%	2	0	0	14	12	85%	1	0	1	0	0
17	SALEM ALAJALIN	63	51	81%	4	1	0	19	10	52%	0	0	0	0	0
23	EHSAN HADDAD	55	38	69%	1	5	2	25	14	56%	5	4	1	0	0
2	MOHAMMAD ABUHASHEESH	2	2	100%	0	0	0	0	0	0%	0	0	0	0	0
15	IBRAHIM SADEH	5	3	60%	0	0	0	2	1	50%	0	0	0	0	0
24	YOUSEF JALBOUSH	1	0	0%	0	0	0	0	0	0%	0	0	0	0	0
25	ANAS ALAWADAT	0	0	0%	0	0	0	0	0	0%	0	0	0	0	0
26	FADI AWAD	1	1	100%	0	0	0	0	0	0%	0	0	0	0	0

In Possession - Offers & Receptions



			Offer movement types						
#	Player	Total Offers	In Front	In Between	Out to In	In to Out	In Behind	No Movement	Offers Received
1	YAZEED ABULAILA	1	0	0	0	0	0	1	1
3	ABDALLAH NASIB	19	3	0	0	0	0	16	11
5	YAZAN ALARAB	8	0	0	0	0	0	8	5
8	NOOR ALRAWABDEH	30	12	9	1	2	2	4	10
9	ALI OLWAN	44	7	13	1	6	13	4	14
10	MOUSA ALTAMARI	62	6	5	4	3	31	13	19
11	YAZAN ALNAIMAT	25	2	8	3	2	8	2	9
13	MAHMOUD ALMARDI	24	4	3	0	0	5	12	12
14	RAJAEI AYED	14	10	4	0	0	0	0	10
17	SALEM ALAJALIN	17	2	1	0	0	5	9	5
23	EHSAN HADDAD	22	2	3	0	0	10	7	12
2	MOHAMMAD ABUHASHEESH	0	0	0	0	0	0	0	0
15	IBRAHIM SADEH	5	3	2	0	0	0	0	0
24	YOUSEF JALBOUSH	5	1	3	0	1	0	0	1
25	ANAS ALAWADAT	4	0	2	0	0	1	1	0
26	FADI AWAD	1	0	1	0	0	0	0	0

INDIVIDUAL DATA OUT OF POSSESSION



Tajikistan v Jordan

Out of Possession



#	Player	Tackles Made / Won	Blocks	Interceptions	Pressing Direct	Pressing Indirect	Duels Won - Aerial	Duels Won - Physical	Possession Contests won	Clearances	Loose Ball Receptions	Pushing On	Pushing On into Pressing	Possession Regains	Possession Interrupted
1	YATIMOV Rustam	0 / 0	0	0	0	0	0	0	0	0	2	0	0	5	0
2	DZHURABOYEV Zoir	2 / 0	4	1	3	5	0	1	1	10	4	7	1	2	6
5	SAFAROV Manucher	4 / 1	4	4	6	5	0	0	0	4	5	20	5	5	6
6	HANONOV Vahdat	2 / 0	4	3	2	4	2	0	2	5	11	4	0	9	4
7	UMARBAEV Parvizdzhon	6 / 1	2	0	7	19	0	0	1	2	10	12	5	4	6
10	DZHALILOV Alisher	2 / 0	0	0	3	25	0	0	0	3	6	22	14	2	0
14	SHUKUROV Alisher	11 / 0	5	0	18	21	2	0	2	6	11	25	12	6	7
15	MABATSHOEV Shervoni	3 / 1	4	0	8	16	3	0	3	5	5	25	13	7	4
17	EHSONI Panshanbe	6 / 1	2	0	7	21	1	0	1	0	10	25	19	1	4
19	NAZAROV Akhtam	3 / 0	1	1	3	4	0	0	0	7	9	10	3	4	7
22	SAMIEV Shahrom	1 / 0	0	0	2	6	0	0	0	0	0	6	2	1	0
9	SOIROV Rustam	0 / 0	0	1	0	8	0	0	0	0	5	12	7	1	0
20	ALIJONI Burizod	0 / 0	1	0	2	2	0	0	0	1	4	2	1	1	1
25	KHAMROKULOV Nuriddin	0 / 0	1	0	0	3	0	0	0	0	0	4	2	0	0

Out of Possession



#	Player	Tackles Made / Won	Blocks	Interceptions	Pressing Direct	Pressing Indirect	Duels Won - Aerial	Duels Won - Physical	Possession Contests won	Clearances	Loose Ball Receptions	Pushing On	Pushing On into Pressing	Possession Regains	Possession Interrupted
1	YAZEED ABULAILA	0 / 0	0	0	0	0	0	0	0	0	3	0	0	5	0
3	ABDALLAH NASIB	3 / 0	5	1	2	8	7	1	8	3	10	19	6	6	6
5	YAZAN ALARAB	1 / 1	0	0	2	3	1	0	1	14	3	11	3	4	10
8	NOOR ALRAWABDEH	3 / 0	4	0	5	24	0	0	2	4	11	37	13	4	4
9	ALI OLWAN	3 / 0	2	2	6	23	3	0	3	0	11	15	8	3	2
10	MOUSA ALTAMARI	1 / 0	0	0	3	13	2	0	3	0	1	20	8	1	0
11	YAZAN ALNAIMAT	2 / 0	2	0	2	45	1	0	2	0	9	36	24	1	1
13	MAHMOUD ALMARDI	3 / 0	1	1	4	9	2	0	2	4	5	13	4	4	3
14	RAJAEI AYED	6 / 0	2	1	15	19	1	0	1	0	7	28	15	3	3
17	SALEM ALAJALIN	4 / 1	3	2	1	7	0	0	0	8	5	12	3	5	7
23	EHSAN HADDAD	8 / 2	4	2	5	16	1	0	1	1	5	21	5	9	3
2	MOHAMMAD ABUHASHEESH	0 / 0	0	0	1	1	0	0	0	0	0	4	1	0	0
15	IBRAHIM SADEH	2 / 0	1	0	6	4	2	0	2	0	2	10	4	0	1
24	YOUSEF JALBOUSH	0 / 0	0	0	0	1	0	0	0	0	0	2	1	0	0
25	ANAS ALAWADAT	0 / 0	0	0	0	2	0	0	0	1	0	1	1	0	1
26	FADI AWAD	3 / 0	0	0	3	0	0	0	0	0	1	2	0	0	0

INDIVIDUAL DATA PHYSICAL



Tajikistan v Jordan

#	Player	Total Distance (m)	Zone 1: 0-7 km/h (m)	Zone 2: 7-15 km/h (m)	Zone 3: 15-20 km/h (m)	Zone 4: 20-25 km/h (m)	Zone 5: 25+ km/h (m)	High Speed Runs (Zone 4)	Sprints (Zone 5)	Top Speed (km/h)
1	YATIMOV Rustam	5346.9	4188.1	864.2	227.8	66.7	0	8.0	0	24.2
2	DZHURABOYEV Zoir	10524.0	4523.0	4181.2	1176.5	421.4	221.9	68.0	21.0	32.5
5	SAFAROV Manucher	10368.9	4169.1	4547.5	927.7	464.8	259.8	63.0	15.0	31.4
6	HANONOV Vahdat	9611.2	4113.8	3869.2	1022.8	335.8	269.7	56.0	21.0	31.9
7	UMARBAEV Parvizdzhon	11724.1	3908.1	5106.4	2062.1	611.9	35.6	69.0	5.0	26.7
10	DZHALILOV Alisher	8609.2	3553.9	3053.6	1273.0	568.7	160.1	72.0	16.0	30.5
14	SHUKUROV Alisher	11696.1	4158.5	5177.8	1725.5	446.9	187.4	68.0	12.0	30.8
15	MABATSHOEV Shervoni	11853.3	4532.3	4719.9	1797.5	681.6	121.9	77.0	10.0	28.6
17	EHSONI Panshanbe	11204.5	3865.6	5086.4	1487.9	528.4	236.2	76.0	17.0	30.0
19	NAZAROV Akhtam	10981.8	4281.8	4541.0	1451.6	558.8	148.7	75.0	11.0	30.1
22	SAMIEV Shahrom	3315.2	1086.1	1426.0	521.5	186.3	95.4	24.0	8.0	32.6
9	SOIROV Rustam	6574.3	2693.5	2333.5	982.3	331.7	233.2	52.0	17.0	32.4
20	ALIJONI Burizod	2119.5	715.4	786.1	258.0	180.3	179.6	34.0	12.0	31.6
25	KHAMROKULOV Nuriddin	2438.8	996.1	837.0	368.6	178.1	59.0	23.0	2.0	31.7

#	Player	Total Distance (m)	Zone 1: 0-7 km/h (m)	Zone 2: 7-15 km/h (m)	Zone 3: 15-20 km/h (m)	Zone 4: 20-25 km/h (m)	Zone 5: 25+ km/h (m)	High Speed Runs (Zone 4)	Sprints (Zone 5)	Top Speed (km/h)
1	YAZEED ABULAILA	4737.3	4117.9	578.5	38.1	2.8	0	1.0	0	20.3
3	ABDALLAH NASIB	9978.7	4378.5	3797.3	1161.4	445.6	195.9	68.0	16.0	32.8
5	YAZAN ALARAB	10051.6	4228.0	4380.6	905.3	429.3	108.3	55.0	13.0	30.3
8	NOOR ALRAWABDEH	10555.5	3109.0	4616.1	2108.0	635.6	86.9	65.0	10.0	27.4
9	ALI OLWAN	13142.0	4372.6	5855.4	1914.9	717.9	281.1	89.0	23.0	32.4
10	MOUSA ALTAMARI	9896.7	4336.0	3364.5	1141.8	607.9	446.6	90.0	26.0	33.7
11	YAZAN ALNAIMAT	9985.0	4331.1	3527.0	1256.5	642.8	227.6	90.0	17.0	33.5
13	MAHMOUD ALMARDI	9693.8	3362.7	4156.3	1435.2	666.2	73.4	71.0	9.0	28.8
14	RAJAEI AYED	11151.5	3514.2	4523.1	2605.1	482.3	26.8	58.0	3.0	30.8
17	SALEM ALAJALIN	10225.1	4179.0	4263.6	1282.1	397.4	103.0	50.0	9.0	31.4
23	EHSAN HADDAD	11005.7	4492.1	4035.3	1375.2	755.7	347.3	104.0	27.0	33.8
2	MOHAMMAD ABUHASHEESH	2260.7	639.0	1188.4	257.7	127.8	47.8	14.0	3.0	28.1
15	IBRAHIM SADEH	2306.8	711.5	1078.1	425.6	91.7	0	13.0	0	24.3
24	YOUSEF JALBOUSH	384.4	84.7	184.3	63.2	52.1	0	5.0	0	24.0
25	ANAS ALAWADAT	1355.8	308.8	678.8	194.8	70.9	102.7	15.0	6.0	32.0
26	FADI AWAD	1274.1	383.7	464.2	296.9	125.8	3.6	12.0	1.0	25.7



AFC
ASIAN CUP
QATAR 2023™