AFC ASIAN CUP QATAR 2023™

IR Iran 2 - 1 Japan

Quarter-final - Match 47
03 February 2024
14:30 Kick Off
Education City Stadium

POST MATCH SUMMARY REPORT

03 February 2024 - Education City Stadium - 14:30

Match Summary - Teams

IR Iran

2 — 1

Japan

STARTING

1	GK	BEIRANVAND Alireza	
4	DF	KHALILZADEH Shoja	
5	DF	MOHAMMADI Milad	
6	MF	EZATOLAHI Saeid	
7	MF	JAHANBAKHSH Alireza (C)	⚽ 90+6'
8	MF	EBRAHIMI Omid	
13	DF	KANANI Hossein	
14	FW	GHODDOS Saman	⬇ 90+8'
20	FW	AZMOUN Sardar	⬇ 90+9'
21	FW	MOHEBBI Mohammad	⚽ 55' ⬇ 90+8'
23	MF	REZAEIAN Ramin	

SUBSTITUTES

12	GK	NIAZMAND Payam	
22	GK	HOSSEINI Hossein	
2	DF	MOHARRAMI Sadegh	
3	MF	HAJISAFI Ehsan	
10	FW	ANSARIFARD Karim	⬆ 90+9'
11	FW	ASADI Reza	
15	MF	CHESHMI Rouzbeh	⬆ 90+8'
16	FW	TORABI Mehdi	⬆ 90+8'
17	MF	GHOLIZADEH Ali	
18	FW	GHAYEDI Mehdi	
19	DF	HOSSEINI Majid	
24	MF	YOUSEFI Arya	
25	DF	FALLAH Saman	
26	FW	MOGHANLOU Shahriyar	

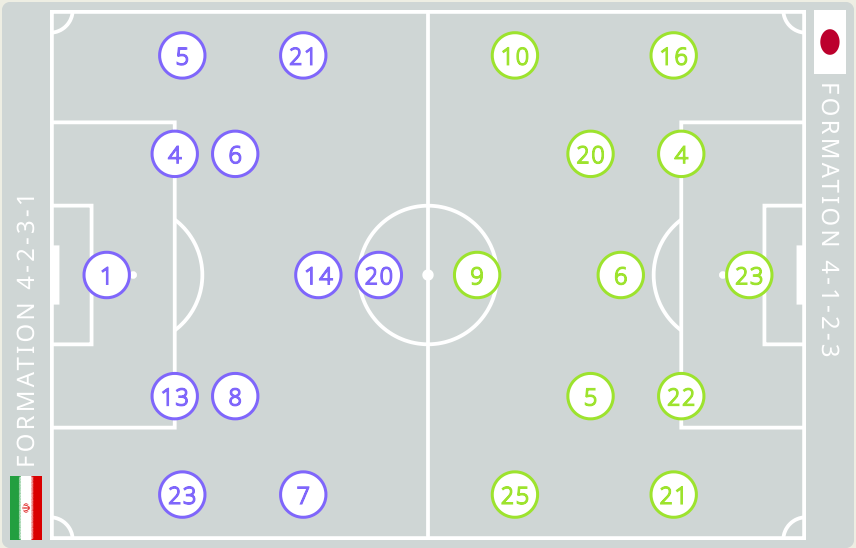

Distribution in the Final Third

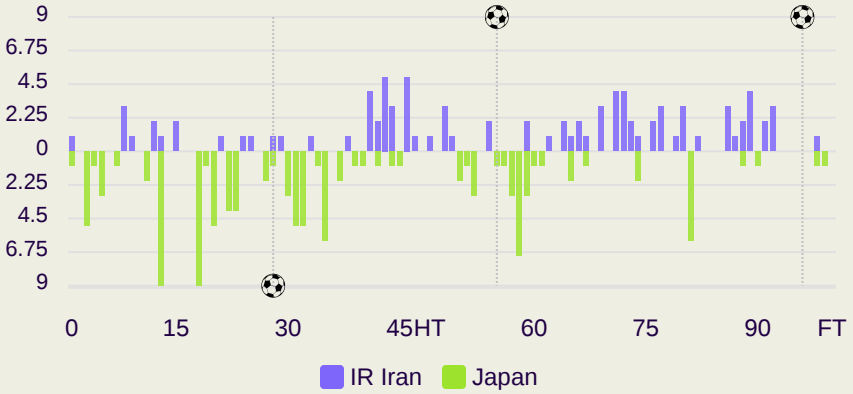

STARTING

SUZUKI Zion	GK	23	
ITAKURA Kou	DF	4	🟨 24'
MORITA Hidemasa	MF	5	⬇ 90+7' ⚽ 28'
(C) ENDO Wataru	MF	6	
UEDA Ayase	FW	9	🟨 48'
DOAN Ritsu	MF	10	⬇ 90+7'
MAIKUMA Seiya	DF	16	
KUBO Takefusa	MF	20	⬇ 66'
ITO Hiroki	DF	21	
TOMIYASU Takehiro	DF	22	
MAEDA Daizen	FW	25	⬇ 67'

SUBSTITUTES

MAEKAWA Daiya	GK	1	
NOZAWA Taishi	GK	12	
SUGAWARA Yukinari	DF	2	
TANIGUCHI Shogo	DF	3	
MITOMA Kaoru	MF	7	⬆ 67'
MINAMINO Takumi	MF	8	⬆ 66'
HOSOYA Mao	FW	11	⬆ 90+7'
NAKAMURA Keito	MF	13	
ITO Junya	MF	14	
MACHIDA Koki	DF	15	
HATATE Reo	MF	17	
ASANO Takuma	FW	18	⬆ 90+7'
NAKAYAMA Yuta	DF	19	
WATANABE Tsuyoshi	DF	24	
SANO Kaishu	MF	26	

03 February 2024 - Education City Stadium - 14:30

Match Summary - Key Statistics

IR Iran

2 — 1

Japan

Possession

Total		Total
38.2%	13.3%	48.5%
2	Goals	1
17 (4)	Attempts at Goal (On Target)	8 (2)
304 (219)	Total Passes (Complete)	446 (380)
72 %	Pass Completion %	85 %
61	Completed Line Breaks	86
8	Defensive Line Breaks	4
71	Receptions in the Final Third	76
19	Crosses	12
8	Ball Progressions	14
181 (40)	Defensive Pressures Applied (Direct Pressures)	144 (43)
58	Forced Turnovers	70
101	Second Balls	58
110.8 km	Total Distance Covered	109.4 km
6 km	Zone 4 – Low Speed Sprinting: 20-25 km/h	6.6 km

03 February 2024 - Education City Stadium - 14:30

IR Iran

Phases of Play

Japan

IN POSSESSION

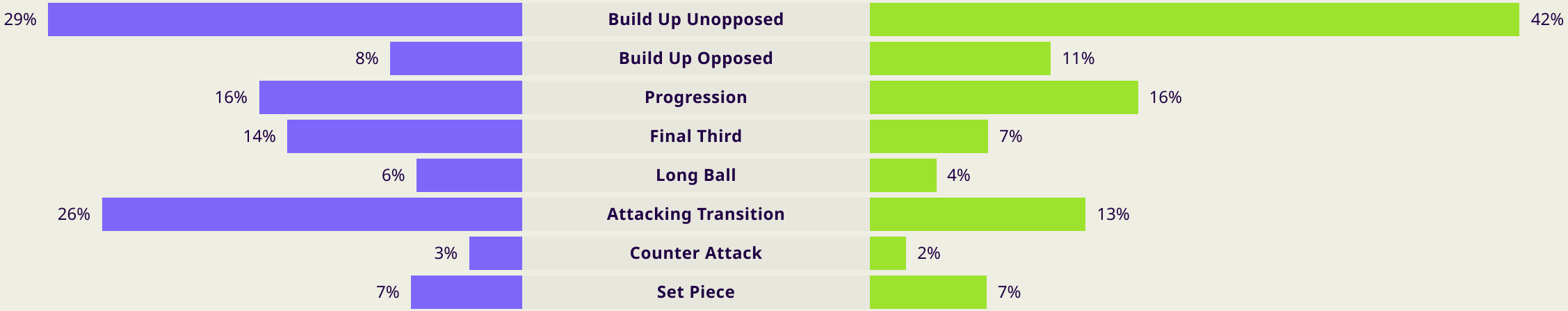

OUT OF POSSESSION

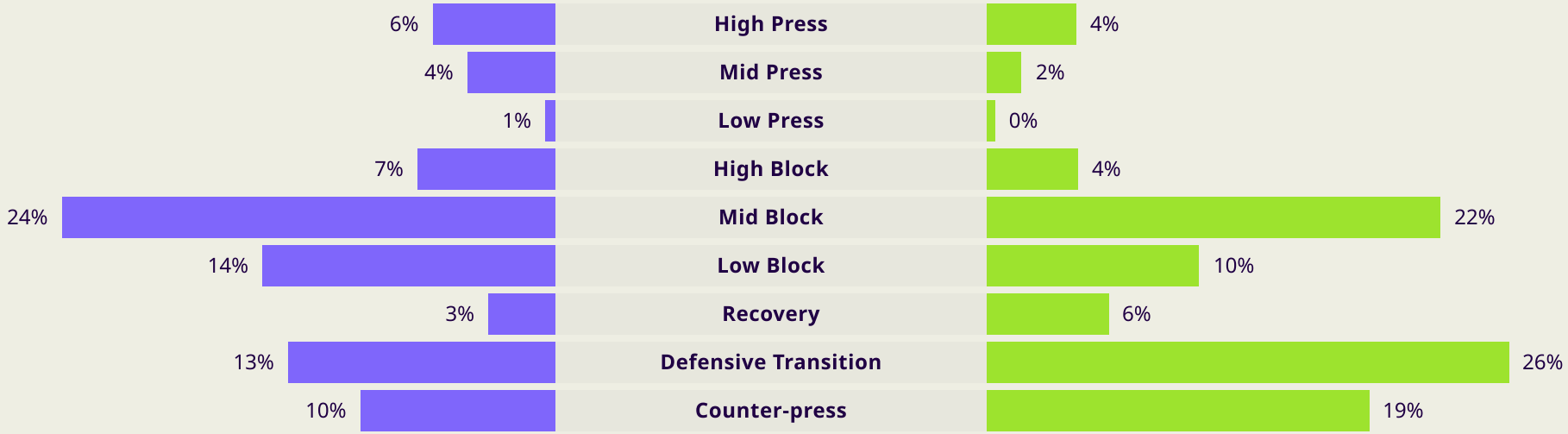

IN POSSESSION

IR Iran v Japan

In Possession Line Height & Team Length

IR Iran

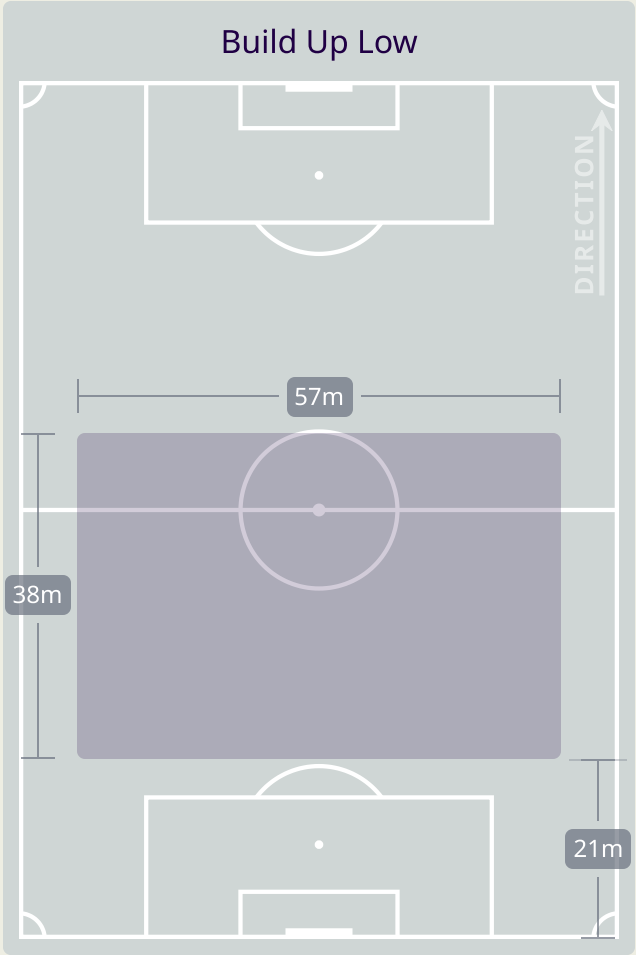

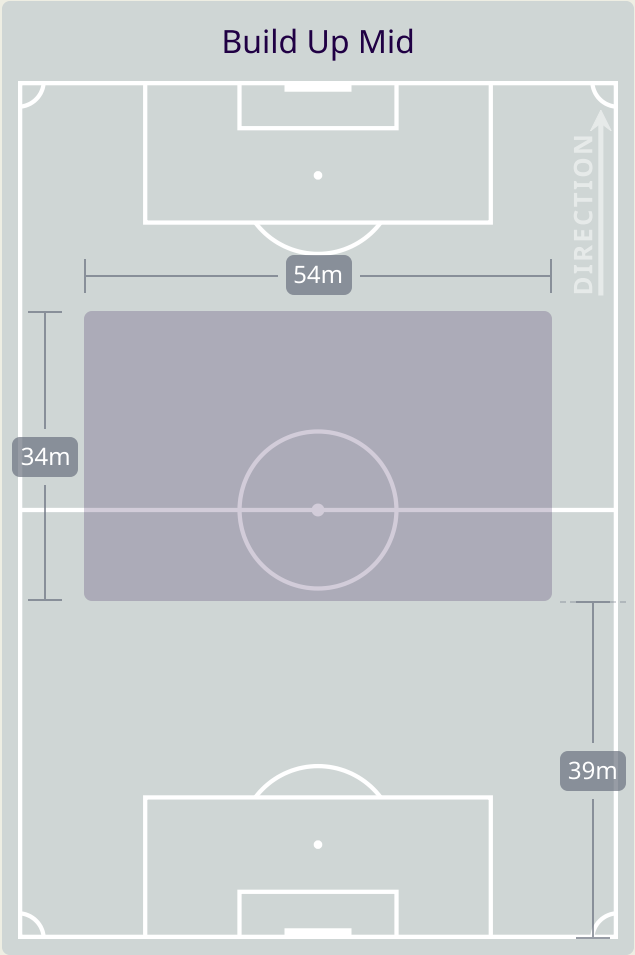

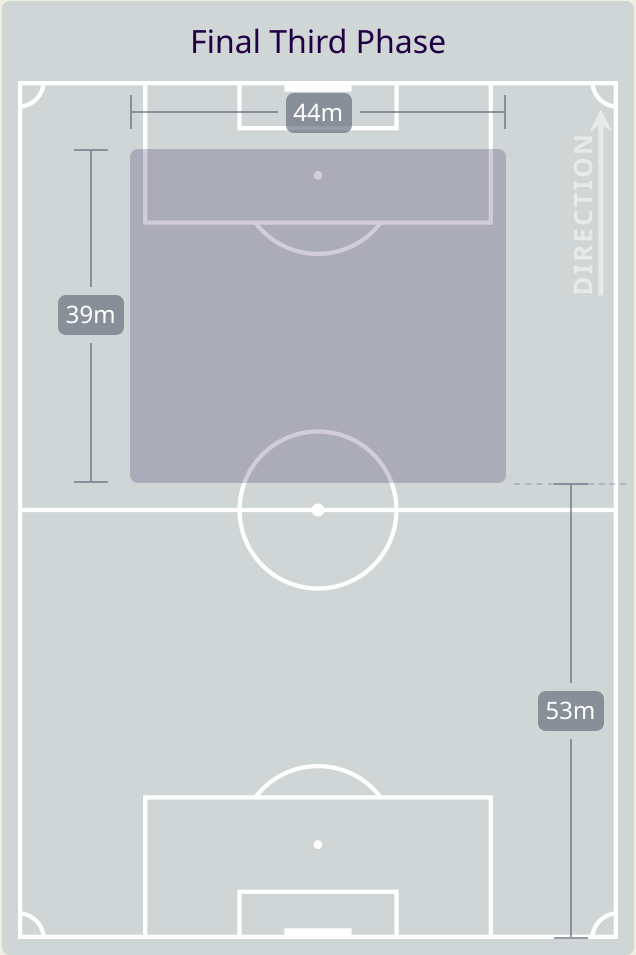

In Possession Line Height & Team Length

Japan

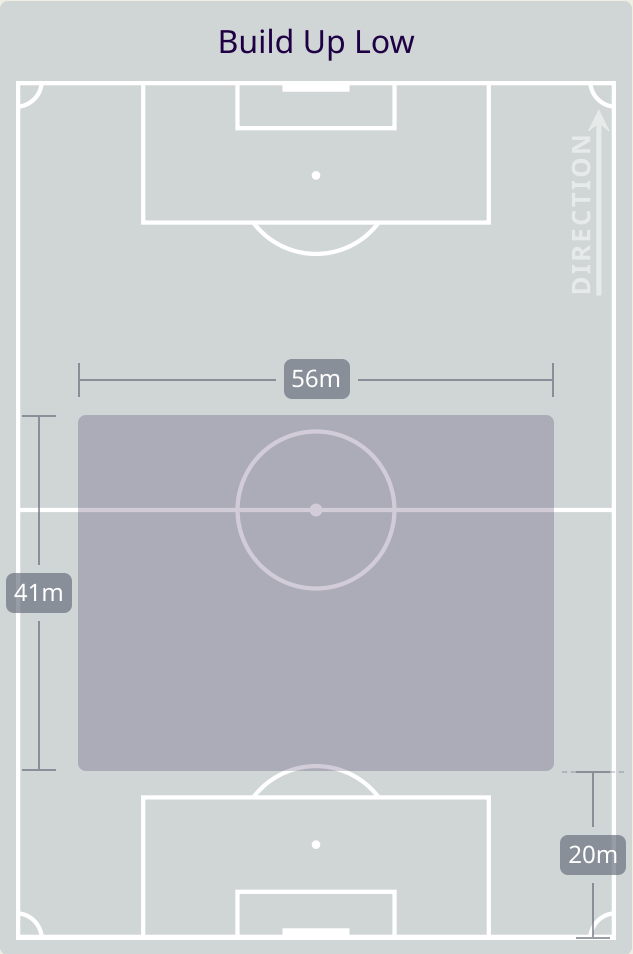

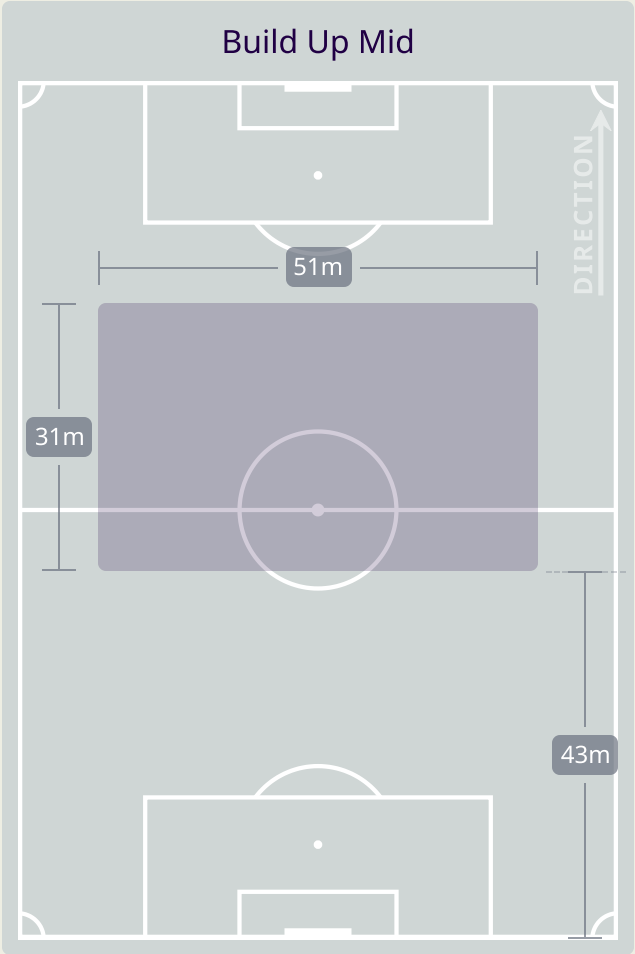

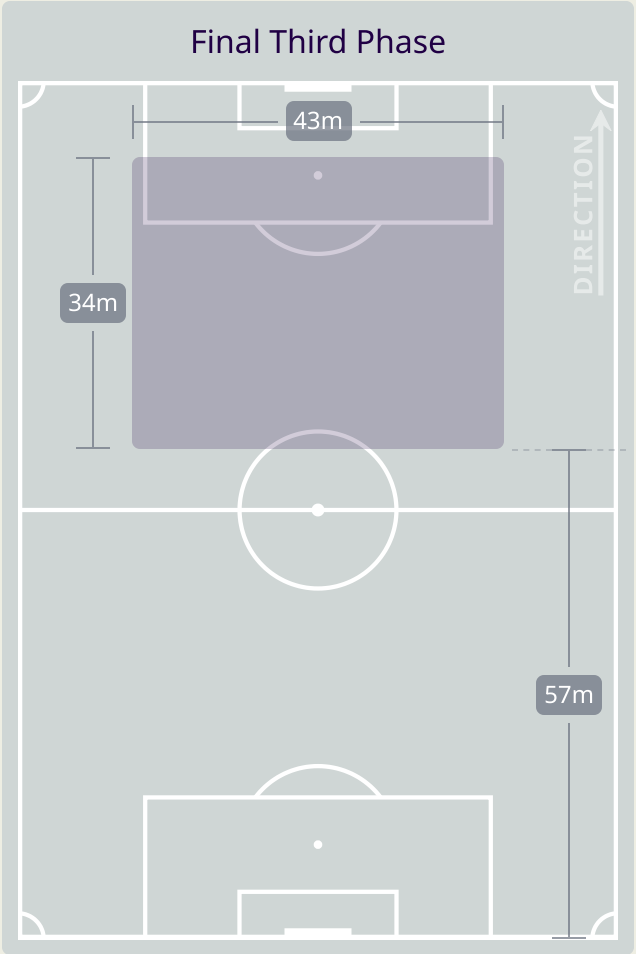

Line Breaks

IR Iran

Attempted Line Breaks
103

	Attempted	Complete
	13	8
	18	13
	72	40

4 Units

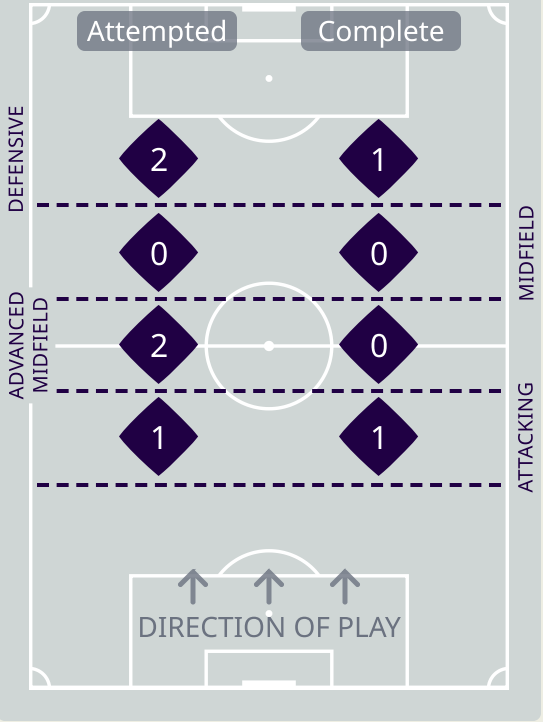

Attempted Line Breaks	5
Inside Shape	4
Outside Shape	1

3 Units

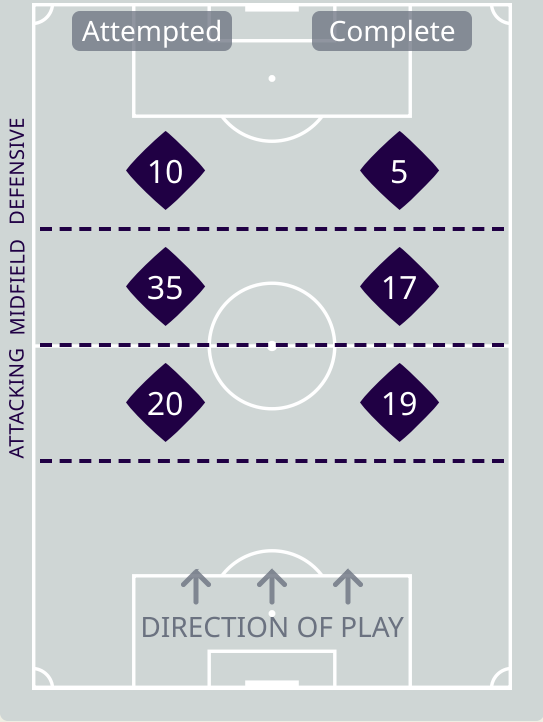

Attempted Line Breaks	65
Inside Shape	42
Outside Shape	23

2 Units

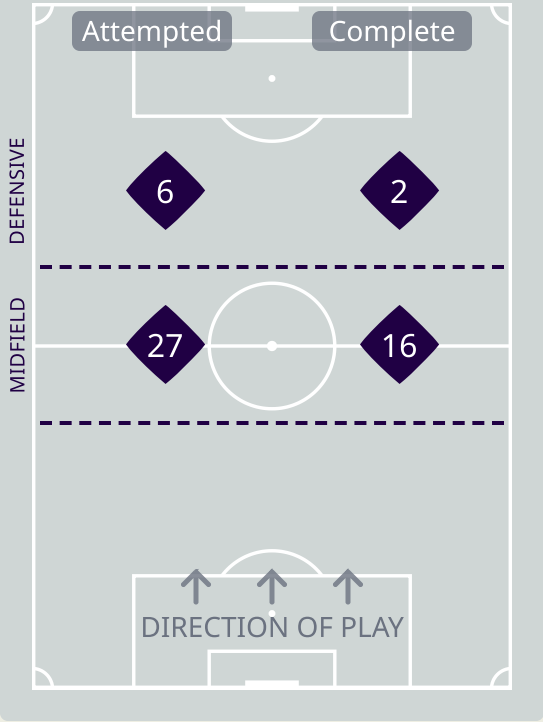

Attempted Line Breaks	33
Inside Shape	25
Outside Shape	8

Line Breaks

Japan

Attempted Line Breaks
123

	Attempted	Complete
	26	23
	49	41
	48	22

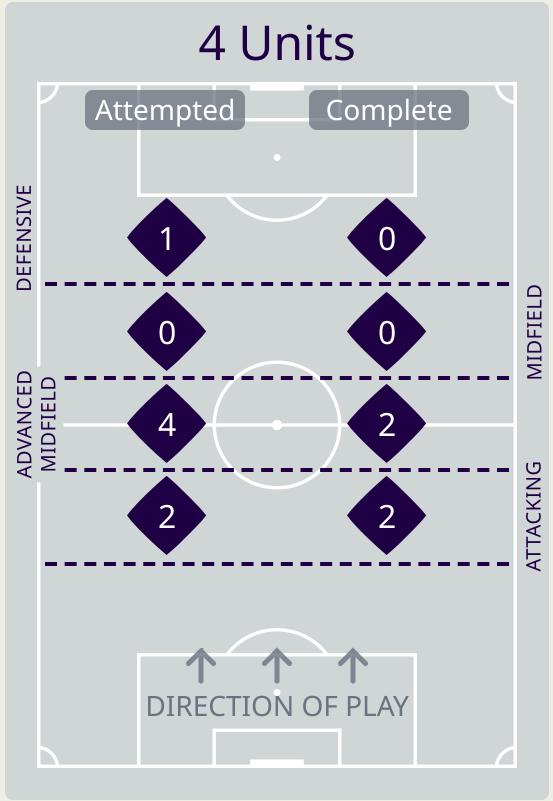

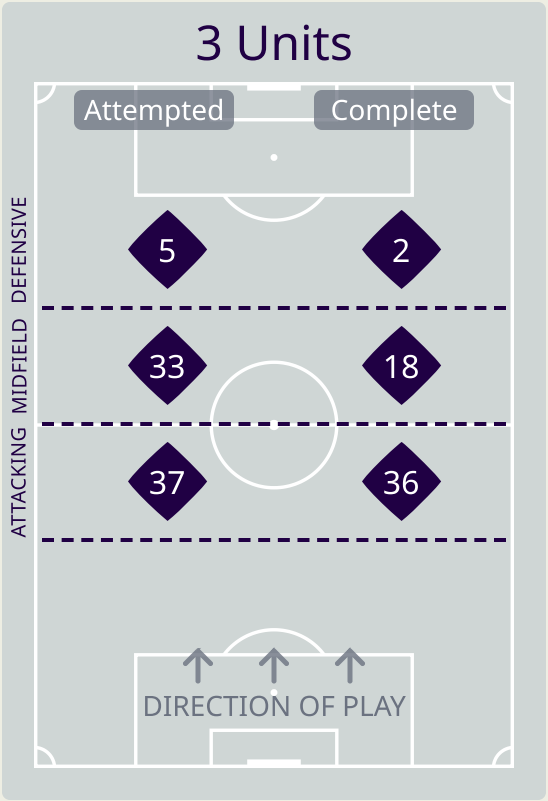

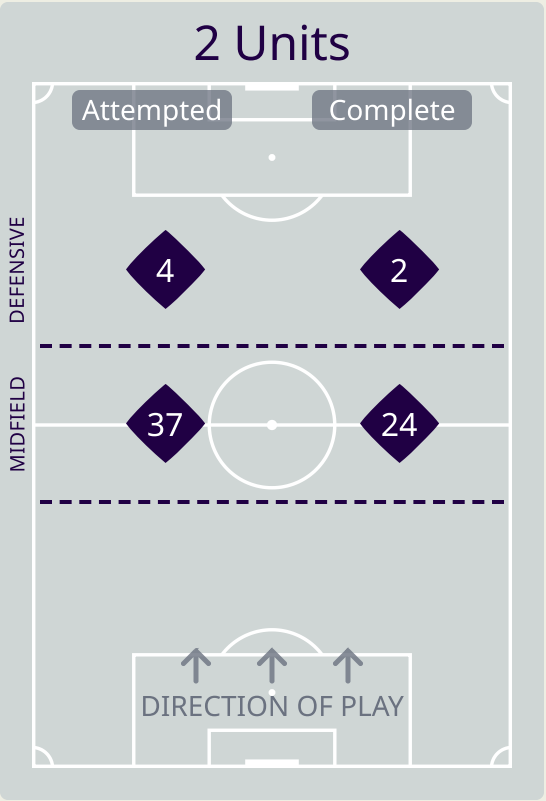

4 Units	
Attempted Line Breaks	7
Inside Shape	4
Outside Shape	3

3 Units	
Attempted Line Breaks	75
Inside Shape	46
Outside Shape	29

2 Units	
Attempted Line Breaks	41
Inside Shape	24
Outside Shape	17

Line Breaks

IR Iran

					4 Units				3 Units			2 Units		Direction			Distribution Type		
#	Player	Line Breaks Attempted	Line Breaks Completed	Line Break Completion %	Attacking Line	Attacking Midfield Line	Midfield Line	Defensive Line	Attacking Line	Midfield Line	Defensive Line	Midfield Line	Defensive Line	Through	Around	Over	Pass	Cross	Ball Progression
1	BEIRANVAND Alireza	9	5	55%	0	0	0	0	4	4	1	0	0	1	0	8	9	0	0
4	KHALILZADEH Shoja	12	10	83%	0	0	0	0	4	6	0	2	0	0	2	10	11	0	1
5	MOHAMMADI Milad	7	6	85%	0	0	0	0	0	3	0	4	0	1	3	3	6	1	0
6	EZATOLAHI Saeid	15	8	53%	0	0	0	1	2	5	2	3	2	3	1	11	14	1	0
7	JAHANBAKHSH Alireza	10	4	40%	0	2	0	0	1	0	2	5	0	1	1	8	9	1	0
8	EBRAHIMI Omid	5	3	60%	0	0	0	0	0	3	1	1	0	1	0	4	5	0	0
13	KANANI Hossein	13	8	61%	0	0	0	1	6	4	0	2	0	2	2	9	13	0	0
14	GHODDOS Saman	5	3	60%	0	0	0	0	0	1	2	1	1	0	2	3	4	0	1
20	AZMOUN Sardar	0	0	0%	0	0	0	0	0	0	0	0	0	0	0	0	0	0	0
21	MOHEBBI Mohammad	6	1	16%	0	0	0	0	0	3	1	1	1	2	1	3	6	0	0
23	REZAEIAN Ramin	21	13	61%	1	0	0	0	3	6	1	8	2	2	6	13	17	4	0
10	ANSARIFARD Karim	0	0	0%	0	0	0	0	0	0	0	0	0	0	0	0	0	0	0

Line Breaks

Japan

					4 Units				3 Units			2 Units		Direction			Distribution Type		
#	Player	Line Breaks Attempted	Line Breaks Completed	Line Break Completion %	Attacking Line	Attacking Midfield Line	Midfield Line	Defensive Line	Attacking Line	Midfield Line	Defensive Line	Midfield Line	Defensive Line	Through	Around	Over	Pass	Cross	Ball Progression
23	SUZUKI Zion	20	10	50%	1	3	0	1	5	8	0	2	0	3	0	17	20	0	0
4	ITAKURA Kou	15	13	86%	1	0	0	0	6	2	0	6	0	5	7	3	15	0	0
5	MORITA Hidemasa	19	16	84%	0	0	0	0	4	6	0	9	0	3	10	6	19	0	0
6	ENDO Wataru	11	7	63%	0	1	0	0	2	1	1	6	0	5	3	3	11	0	0
9	UEDA Ayase	2	2	100%	0	0	0	0	0	2	0	0	0	1	1	0	2	0	0
10	DOAN Ritsu	5	3	60%	0	0	0	0	0	1	0	3	1	2	1	2	4	1	0
16	MAIKUMA Seiya	7	5	71%	0	0	0	0	2	2	0	3	0	0	4	3	6	0	1
20	KUBO Takefusa	7	3	42%	0	0	0	0	1	2	1	2	1	0	4	3	2	3	2
21	ITO Hiroki	21	16	76%	0	0	0	0	9	4	3	4	1	3	10	8	20	0	1
22	TOMIYASU Takehiro	9	9	100%	0	0	0	0	7	1	0	1	0	1	7	1	9	0	0
25	MAEDA Daizen	2	1	50%	0	0	0	0	0	2	0	0	0	1	1	0	2	0	0
7	MITOMA Kaoru	4	1	25%	0	0	0	0	1	2	0	0	1	2	1	1	2	0	2
8	MINAMINO Takumi	1	0	0%	0	0	0	0	0	0	0	1	0	0	0	1	1	0	0
11	HOSOYA Mao	0	0	0%	0	0	0	0	0	0	0	0	0	0	0	0	0	0	0

Passing Networks

IR Iran

#	Passes From ↓ to →	BEIRANVAND Alireza	KHALILZADEH Shoja	MOHAMMADI Milad	EZATOLAHI Saeid	JAHANBAKHSH Alireza	EBRAHIMI Omid	KANANI Hossein	GHODDOS Saman	AZMOUN Sardar	MOHEBBI Mohammad	REZAEIAN Ramin	ANSARIFARD Karim	CHESHMI Rouzbeh	TORABI Mehdi
1	BEIRANVAND Alireza		7	2	0	3	1	8	0	0	0	1	0	0	0
4	KHALILZADEH Shoja	5		1	4	2	8	7	2	0	2	0	0	0	0
5	MOHAMMADI Milad	0	4		3	0	1	0	1	0	6	0	0	0	0
6	EZATOLAHI Saeid	0	1	3		3	1	3	1	0	2	2	0	0	0
7	JAHANBAKHSH Alireza	2	0	0	1		1	0	2	2	0	4	0	0	0
8	EBRAHIMI Omid	0	5	1	2	0		7	4	0	1	4	0	0	0
13	KANANI Hossein	5	8	0	4	2	6		0	0	1	4	0	0	0
14	GHODDOS Saman	0	0	0	2	1	1	1		0	8	0	0	0	0
20	AZMOUN Sardar	0	0	0	0	0	1	0	0		1	0	0	0	0
21	MOHEBBI Mohammad	0	1	7	2	1	0	0	3	0		0	0	0	0
23	REZAEIAN Ramin	3	0	1	1	6	0	4	4	1	0		0	0	0
10	ANSARIFARD Karim	0	0	0	0	0	0	0	0	0	0	0		0	0
15	CHESHMI Rouzbeh	0	0	0	0	0	0	0	0	0	0	0	0		0
16	TORABI Mehdi	0	0	0	0	0	0	0	0	0	0	0	0	0	

Top 5 Player to Player Passers

Player	Passed To	% of Total Team Passes
BEIRANVAND Alireza	KANANI Hossein	4%
KHALILZADEH Shoja	EBRAHIMI Omid	4%
KANANI Hossein	KHALILZADEH Shoja	4%
GHODDOS Saman	MOHEBBI Mohammad	4%
BEIRANVAND Alireza	KHALILZADEH Shoja	3.5%

Passing Networks

Japan

#	Passes From ↓ to →	SUZUKI Zion	ITAKURA Kou	MORITA Hidemasa	ENDO Wataru	UEDA Ayase	DOAN Ritsu	MAIKUMA Seiya	KUBO Takefusa	ITO Hiroki	TOMIYASU Takehiro	MAEDA Daizen	MITOMA Kaoru	MINAMINO Takumi	HOSOYA Mao	ASANO Takuma
23	SUZUKI Zion		17	0	4	0	0	5	0	2	6	0	1	0	0	0
4	ITAKURA Kou	14		7	6	4	3	10	4	1	11	0	1	0	0	0
5	MORITA Hidemasa	0	3		2	1	3	1	9	10	8	2	1	0	0	0
6	ENDO Wataru	0	8	6		2	3	3	3	7	10	1	0	2	0	0
9	UEDA Ayase	0	2	3	0		1	2	1	0	1	0	0	0	0	0
10	DOAN Ritsu	0	1	1	0	0		3	3	0	1	0	0	0	0	0
16	MAIKUMA Seiya	2	8	0	4	0	3		0	0	5	0	0	0	0	0
20	KUBO Takefusa	0	2	3	3	0	1	2		2	1	3	0	0	0	0
21	ITO Hiroki	3	1	10	5	0	0	1	4		11	3	3	0	0	0
22	TOMIYASU Takehiro	11	17	9	4	1	1	0	4	16		1	0	0	0	0
25	MAEDA Daizen	0	0	2	2	0	1	0	0	4	0		0	0	0	0
7	MITOMA Kaoru	0	0	0	0	0	0	0	0	1	0	0		0	0	0
8	MINAMINO Takumi	0	0	0	1	0	0	0	0	0	0	0	0		0	0
11	HOSOYA Mao	0	0	0	0	0	0	0	0	0	0	0	0	0		0
18	ASANO Takuma	0	0	0	0	0	0	0	0	0	0	0	0	0	0	

Top 5 Player to Player Passers

Player	Passed To	% of Total Team Passes
SUZUKI Zion	ITAKURA Kou	4.8%
TOMIYASU Takehiro	ITAKURA Kou	4.8%
TOMIYASU Takehiro	ITO Hiroki	4.5%
ITAKURA Kou	SUZUKI Zion	3.9%
ITAKURA Kou	TOMIYASU Takehiro	3.1%

Attempts at Goal

IR Iran

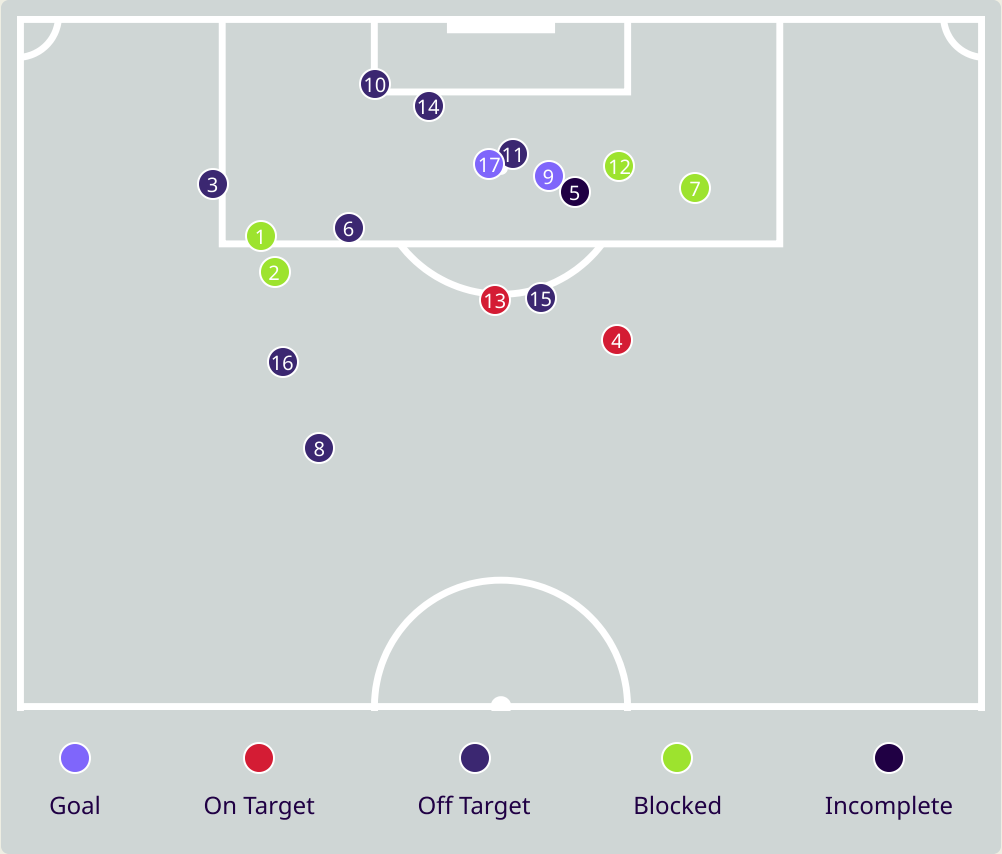

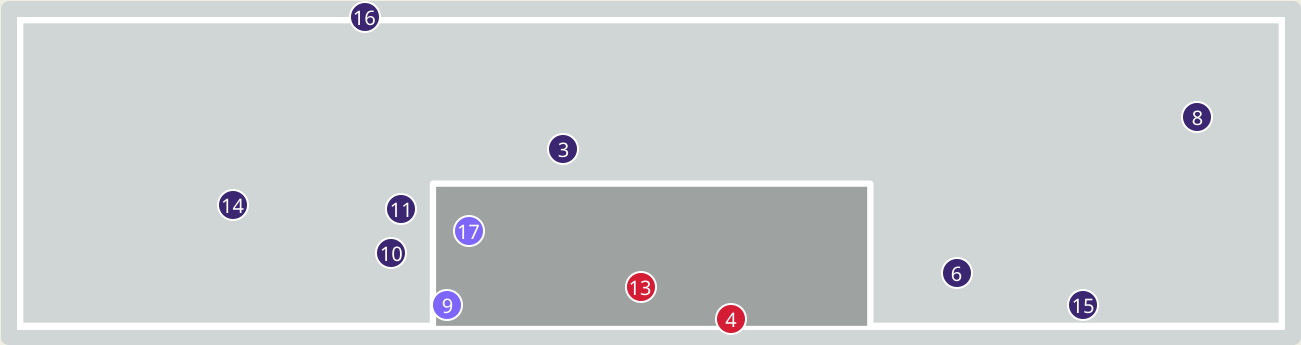

Key	Outcome	Shots
	Goals	2
	On Target	2
	Off Target	8
	Blocked	4
	Incomplete	1

Attempts at Goal

IR Iran

Time	Player	Outcome	Body Part	Delivery Type
9	5 MOHAMMADI Milad	Incomplete - Blocked	Left Foot	Loose Ball
12	14 GHODDOS Saman	Incomplete - Blocked	Right Foot	Other
12	7 JAHANBAKHSH Alireza	Off Target	Right Foot	Pass
16	6 EZATOLAHI Saeid	On Target - Saved	Left Foot	Loose Ball
26	4 KHALILZADEH Shoja	Incomplete - Player On Ball Error	Head	Other
38	14 GHODDOS Saman	Off Target	Right Foot	Pass
46	6 EZATOLAHI Saeid	Incomplete - Blocked	Right Foot	Pass
48	5 MOHAMMADI Milad	Off Target	Left Foot	Pass
54	21 MOHEBBI Mohammad	On Target - Goal	Right Foot	Pass
66	21 MOHEBBI Mohammad	Off Target	Head	Cross
71	20 AZMOUN Sardar	Off Target	Head	Cross
79	4 KHALILZADEH Shoja	Incomplete - Blocked	Left Foot	Loose Ball
82	6 EZATOLAHI Saeid	On Target - Saved	Right Foot	Loose Ball
83	6 EZATOLAHI Saeid	Off Target	Upper Body	Other
86	14 GHODDOS Saman	Deflected Off Target - Defensive Event	Right Foot	Pass
90	7 JAHANBAKHSH Alireza	Off Target	Right Foot	Pass
95	7 JAHANBAKHSH Alireza	On Target - Goal	Right Foot	Penalty

Attempts at Goal

Japan

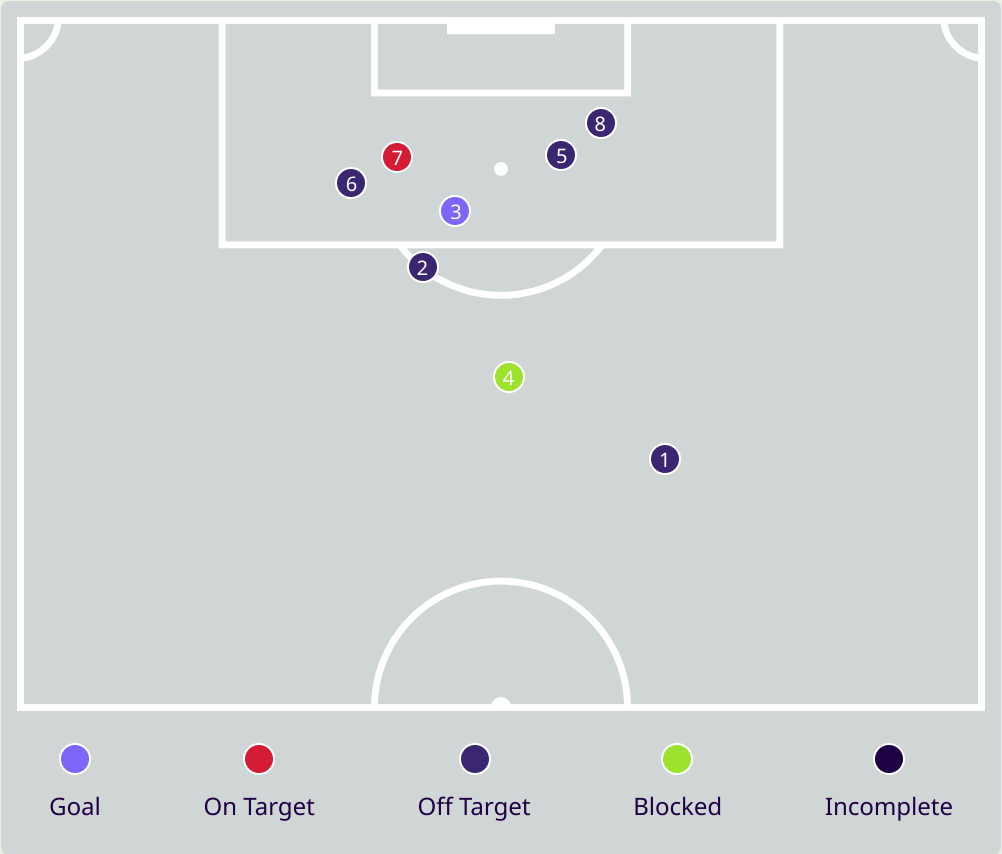

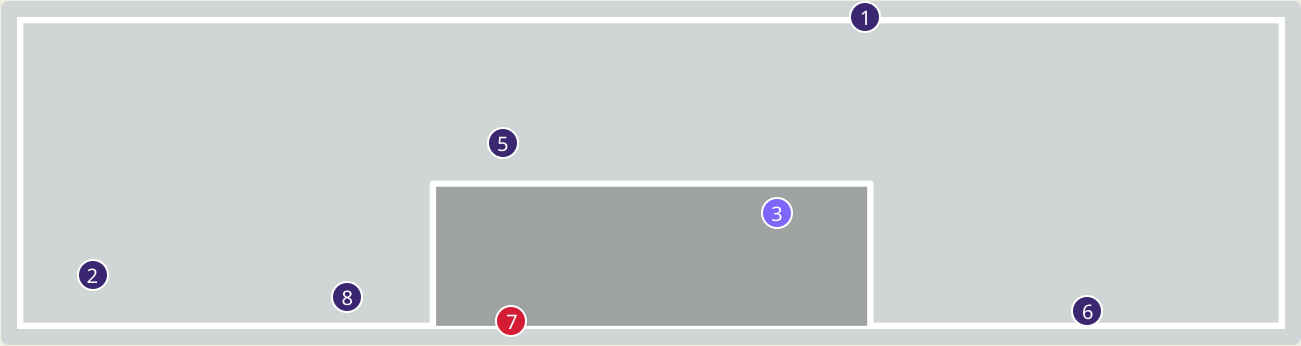

Key	Outcome	Shots
	Goals	1
	On Target	1
	Off Target	5
	Blocked	1
	Incomplete	0

Attempts at Goal

Japan

Time	Player	Outcome	Body Part	Delivery Type
6	4 ITAKURA Kou	Off Target	Right Foot	Freekick
18	10 DOAN Ritsu	Deflected Off Target - Defensive Event	Left Foot	Loose Ball
27	5 MORITA Hidemasa	On Target - Goal	Right Foot	Loose Ball
32	5 MORITA Hidemasa	Incomplete - Blocked	Right Foot	Loose Ball
50	9 UEDA Ayase	Off Target	Head	Cross
52	20 KUBO Takefusa	Off Target	Right Foot	Pass
65	5 MORITA Hidemasa	On Target - Saved	Right Foot	Ball Progression
74	9 UEDA Ayase	Off Target	Head	Cross

Crosses (Open Play)

IR Iran

Cross Locations

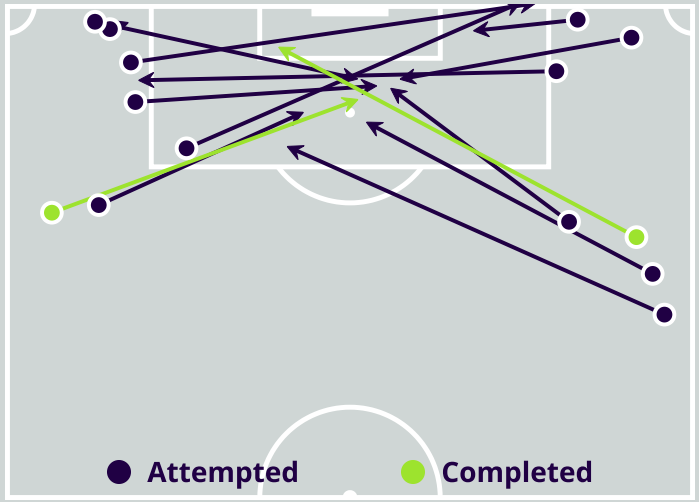

Delivery Type

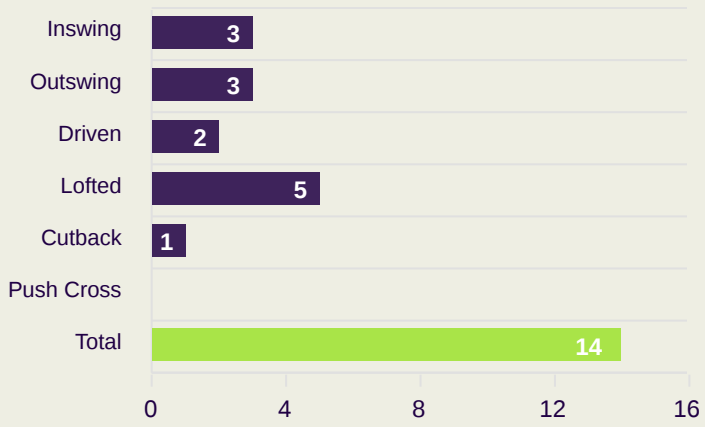

#	Player	Inswing	Outswing	Driven	Lofted	Cutback	Push Cross	Total Attempted
1	BEIRANVAND Alireza	0	0	0	0	0	0	0
4	KHALILZADEH Shoja	0	0	0	0	0	0	0
5	MOHAMMADI Milad	0	0	0	2	0	0	2
6	EZATOLAHI Saeid	1	0	0	0	0	0	1
7	JAHANBAKHSH Alireza	0	1	0	2	0	0	3
8	EBRAHIMI Omid	1	0	0	0	0	0	1
13	KANANI Hossein	0	0	0	0	0	0	0
14	GHODDOS Saman	1	0	1	0	0	0	2
20	AZMOUN Sardar	0	0	0	0	0	0	0
21	MOHEBBI Mohammad	0	0	1	0	0	0	1
23	REZAEIAN Ramin	0	2	0	1	1	0	4
10	ANSARIFARD Karim	0	0	0	0	0	0	0

Cross Zones

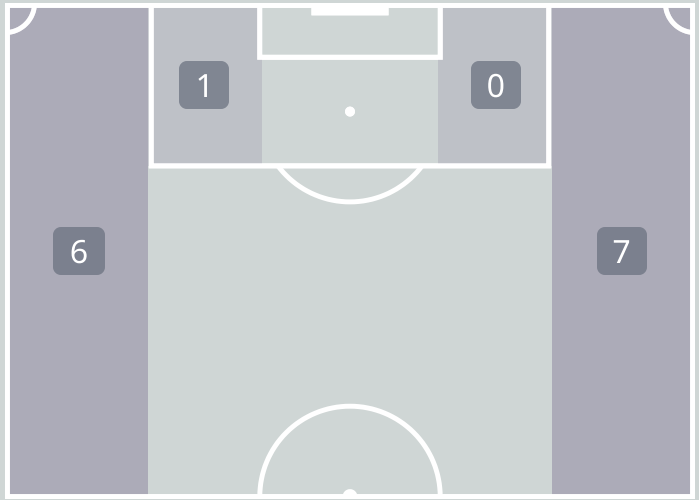

Attempted

14

Completed

2

Most Crosses Attempted

4

REZAEIAN Ramin
RIGHT BACK

Crosses (Open Play)

Japan

Cross Locations

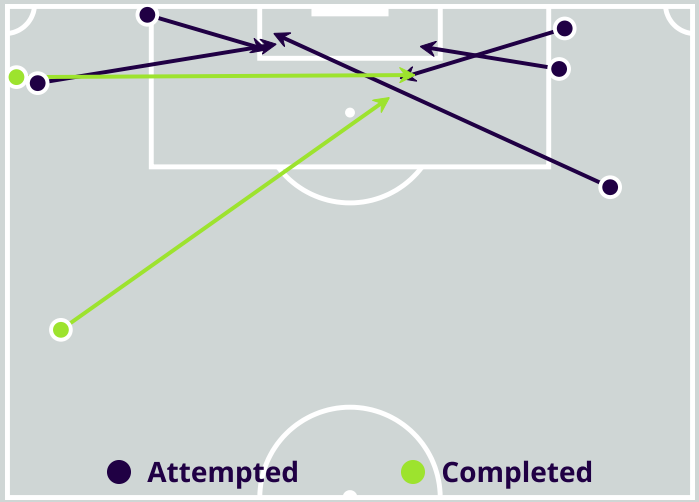

Delivery Type

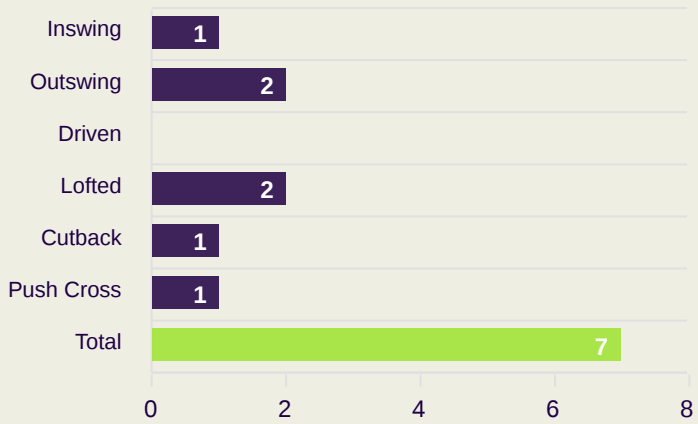

Cross Zones

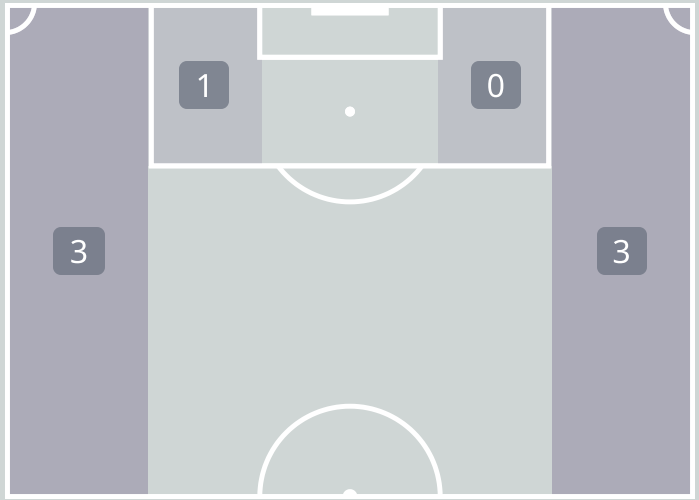

Attempted

7

Completed

2

Most Crosses Attempted

2

ITO Hiroki
LEFT BACK

#	Player	Inswing	Outswing	Driven	Lofted	Cutback	Push Cross	Total Attempted
23	SUZUKI Zion	0	0	0	0	0	0	0
4	ITAKURA Kou	0	0	0	0	0	0	0
5	MORITA Hidemasa	0	0	0	0	0	0	0
6	ENDO Wataru	0	0	0	0	0	0	0
9	UEDA Ayase	0	0	0	0	0	0	0
10	DOAN Ritsu	1	0	0	0	0	0	1
16	MAIKUMA Seiya	0	0	0	1	0	1	2
20	KUBO Takefusa	0	1	0	0	0	0	1
21	ITO Hiroki	0	1	0	1	0	0	2
22	TOMIYASU Takehiro	0	0	0	0	0	0	0
25	MAEDA Daizen	0	0	0	0	1	0	1
7	MITOMA Kaoru	0	0	0	0	0	0	0
8	MINAMINO Takumi	0	0	0	0	0	0	0
11	HOSOYA Mao	0	0	0	0	0	0	0

Offering to Receive

IR Iran

174

Total Offers Made

46

Total Offers Received

Most Offers

31

JAHANBAKHSH Alireza

ATTACKING MIDFIELD RIGHT

88

Offers Made in Final Third

59

Offers Made in Middle Third

27

Offers Made in Defensive Third

Offers Made Inside Shape

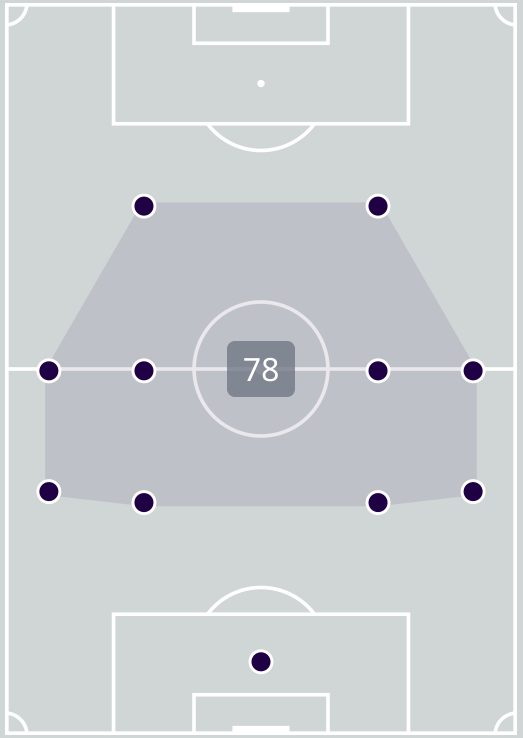

Offers Made Outside Shape

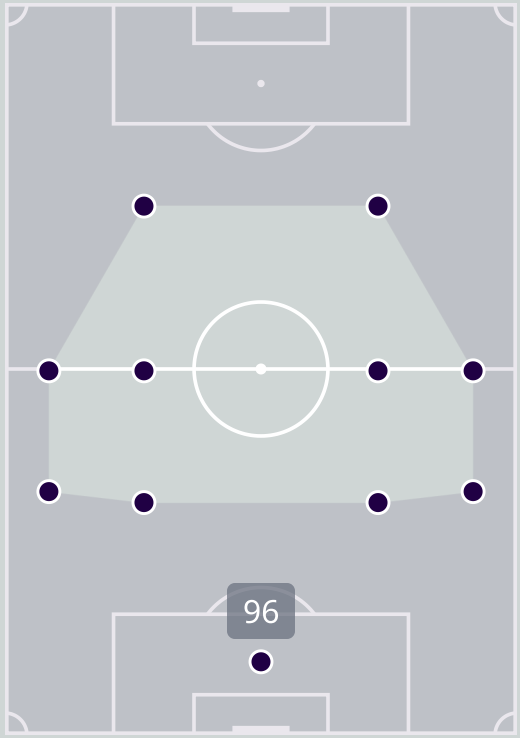

#	Player	Offers Made	Offers Received	% Made & Received
1	BEIRANVAND Alireza	1	1	100%
4	KHALILZADEH Shoja	3	1	33.3%
5	MOHAMMADI Milad	11	3	27.3%
6	EZATOLAHI Saeid	27	7	25.9%
7	JAHANBAKHSH Alireza	31	5	16.1%
8	EBRAHIMI Omid	23	9	39.1%
13	KANANI Hossein	3	2	66.7%
14	GHODDOS Saman	4	0	0%
20	AZMOUN Sardar	29	2	6.9%
21	MOHEBBI Mohammad	13	6	46.2%
23	REZAEIAN Ramin	29	10	34.5%
10	ANSARIFARD Karim	0	0	0%

Offering to Receive

Japan

296
Total Offers Made

98
Total Offers Received

Most Offers
49
MAIKUMA Seya
RIGHT BACK

134
Offers Made in Final Third

120
Offers Made in Middle Third

42
Offers Made in Defensive Third

Offers Made Inside Shape

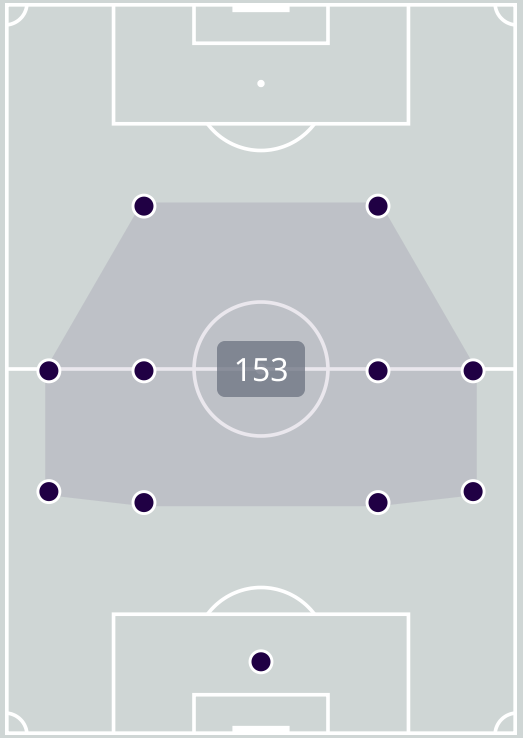

Offers Made Outside Shape

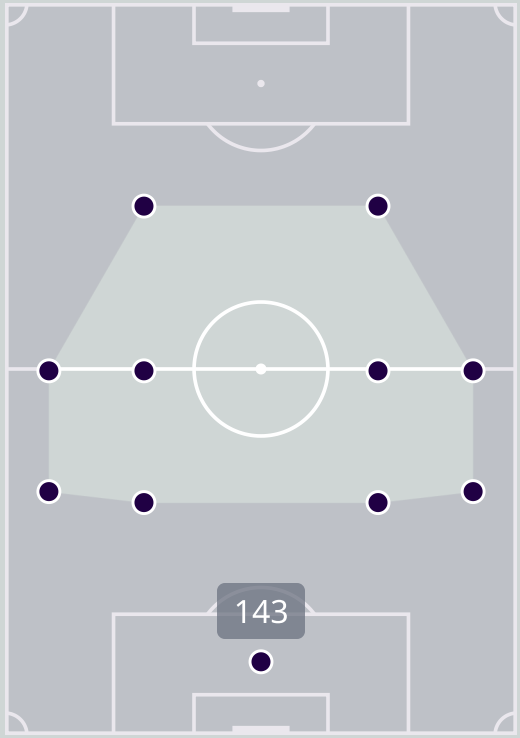

#	Player	Offers Made	Offers Received	% Made & Received
23	SUZUKI Zion	2	2	100%
4	ITAKURA Kou	14	11	78.6%
5	MORITA Hidemasa	33	12	36.4%
6	ENDO Wataru	26	11	42.3%
9	UEDA Ayase	36	5	13.9%
10	DOAN Ritsu	14	5	35.7%
16	MAIKUMA Seya	49	16	32.7%
20	KUBO Takefusa	45	21	46.7%
21	ITO Hiroki	10	3	30%
22	TOMIYASU Takehiro	7	3	42.9%
25	MAEDA Daizen	46	7	15.2%
7	MITOMA Kaoru	6	1	16.7%
8	MINAMINO Takumi	7	1	14.3%
11	HOSOYA Mao	1	0	0%

Movement to Receive

IR Iran

Movement Types by Phase

Final Third Phase

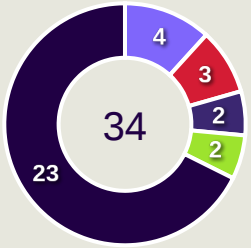

Progression Phase

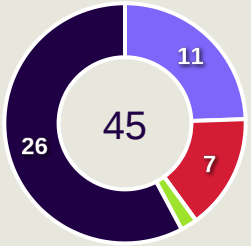

Build Up Phase

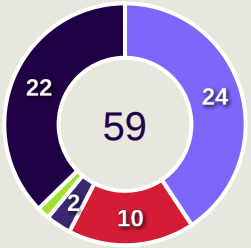

All Movement Types

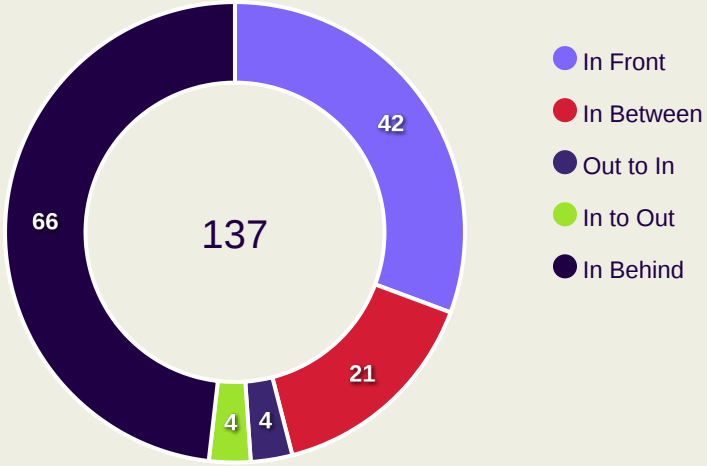

Top Ranked Players

Type	Player	Movements
In Front	8 EBRAHIMI Omid	17
In Between	6 EZATOLAHI Saeid	13
Out to In	7 JAHANBAKHSH Alireza	3
In to Out	7 JAHANBAKHSH Alireza	3
In Behind	20 AZMOUN Sardar	24

Movement Types Pitch Third

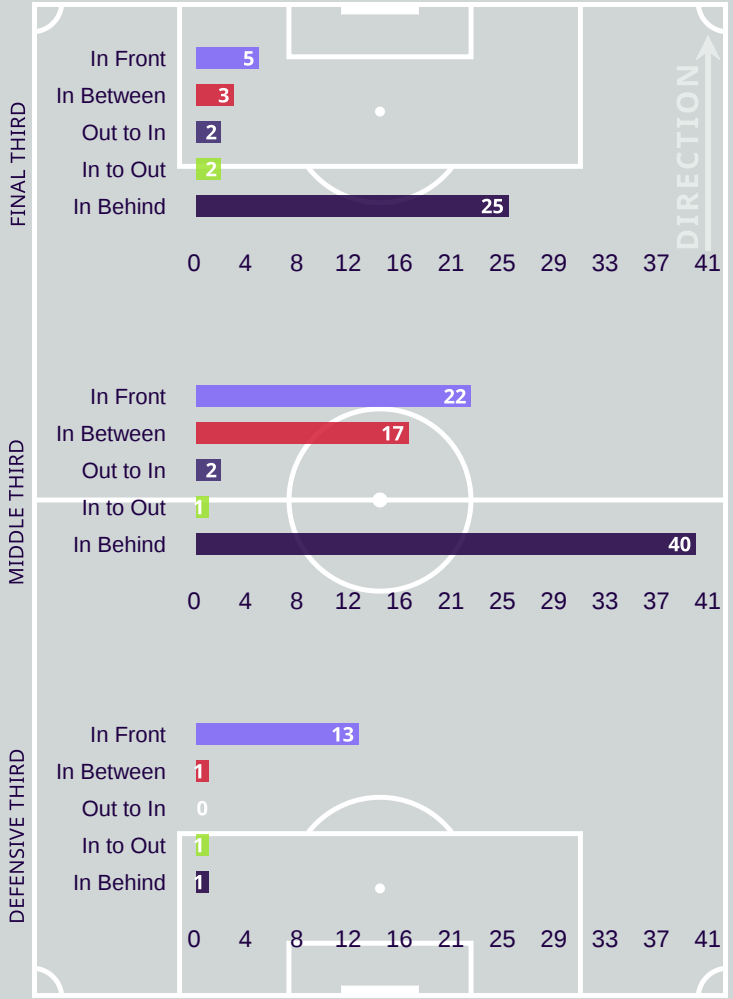

Movement to Receive

Japan

Movement Types by Phase

Final Third Phase

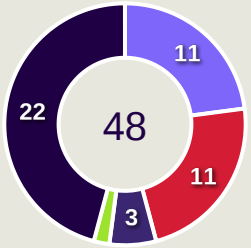

Progression Phase

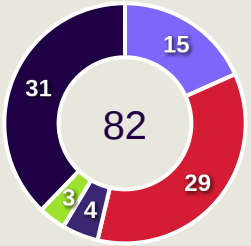

Build Up Phase

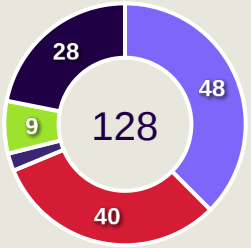

All Movement Types

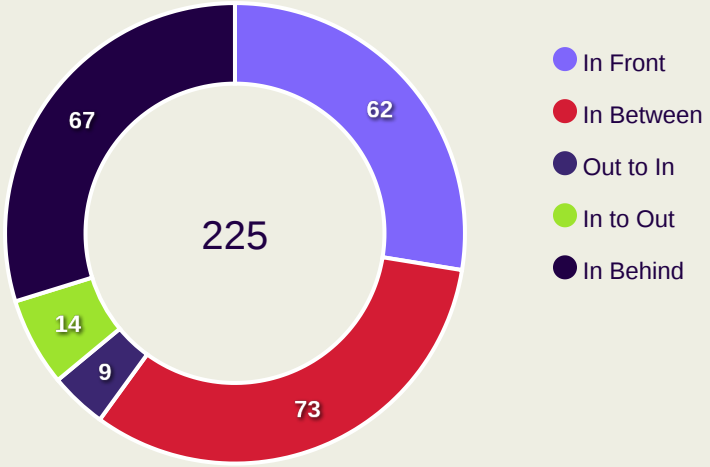

Top Ranked Players

Type	Player	Movements
In Front	16 MAIKUMA Seiya	17
In Between	9 UEDA Ayase	18
Out to In	16 MAIKUMA Seiya	2
In to Out	20 KUBO Takefusa	5
In Behind	25 MAEDA Daizen	27

Movement Types Pitch Third

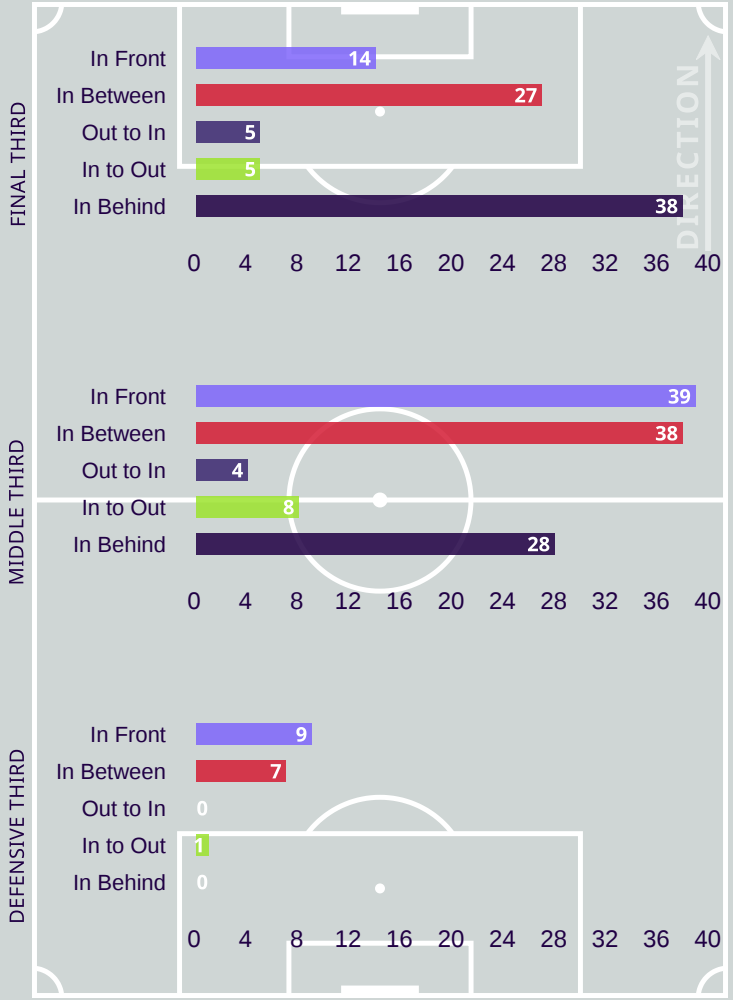

OUT OF POSSESSION

IR Iran v Japan

Defensive Actions

IR Iran

58	51	5	37	3.19
Forced Turnovers	Possession Regained	Interceptions	Tackles	Possession Actions / Defensive Action

Forced Turnovers

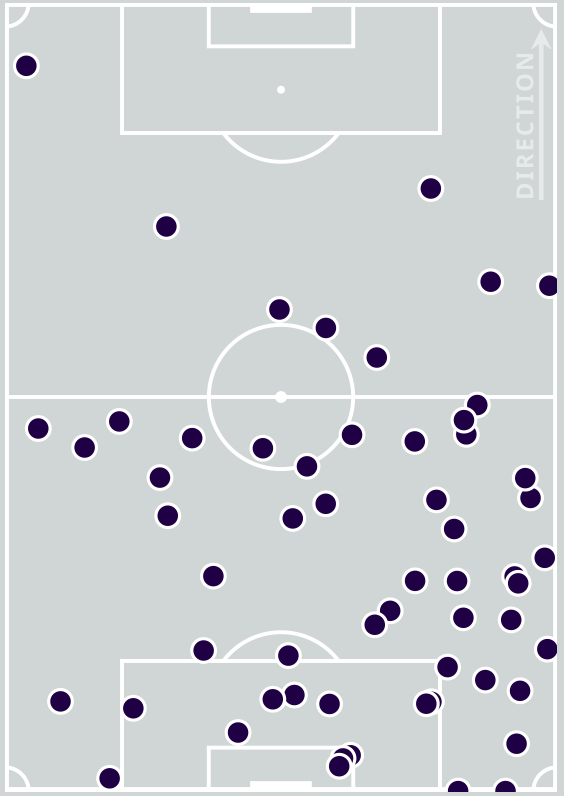

Possession Regain

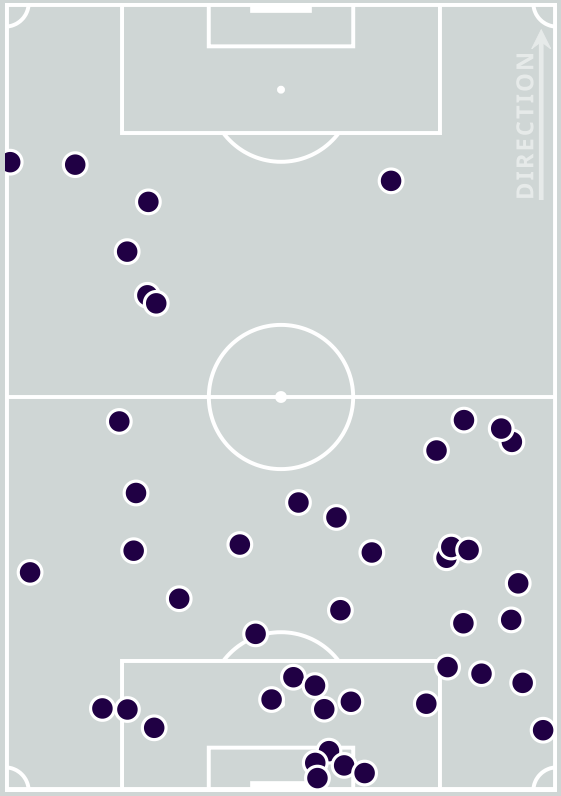

Blocks

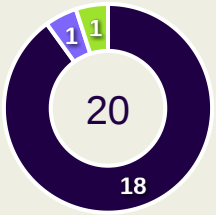

- Passes
- Attempts at Goal
- Crosses
- Clearances

Possession Contests

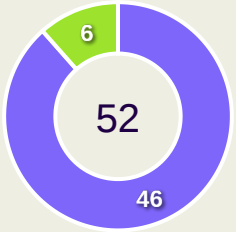

- Physical Duels
- Aerial Duels
- Duels

Most Possession Regains

7

BEIRANVAND Alireza
GOALKEEPER

#	Player	Total Possession Regains
1	BEIRANVAND Alireza	7
4	KHALILZADEH Shoja	5
5	MOHAMMADI Milad	7
6	EZATOLAHI Saeid	5
7	JAHANBAKHSH Alireza	7
8	EBRAHIMI Omid	6
13	KANANI Hossein	5
14	GHODDOS Saman	1
20	AZMOUN Sardar	1
21	MOHEBBI Mohammad	2
23	REZAEIAN Ramin	4
10	ANSARIFARD Karim	1

Defensive Actions

Japan

70	41	5	22	3.87
Forced Turnovers	Possession Regained	Interceptions	Tackles	Possession Actions / Defensive Action

Blocks

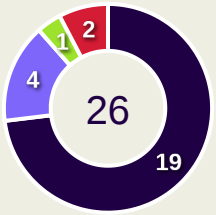

- Passes
- Attempts at Goal
- Crosses
- Clearances

Possession Contests

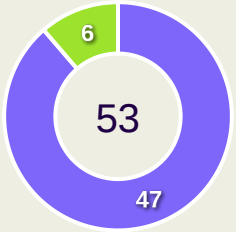

- Physical Duels
- Aerial Duels
- Duels

#	Player	Total Possession Regains
23	SUZUKI Zion	7
4	ITAKURA Kou	3
5	MORITA Hidemasa	6
6	ENDO Wataru	4
9	UEDA Ayase	3
10	DOAN Ritsu	3
16	MAIKUMA Seiya	4
20	KUBO Takefusa	1
21	ITO Hiroki	1
22	TOMIYASU Takehiro	5
25	MAEDA Daizen	4
7	MITOMA Kaoru	0
8	MINAMINO Takumi	0
11	HOSOYA Mao	0

Forced Turnovers

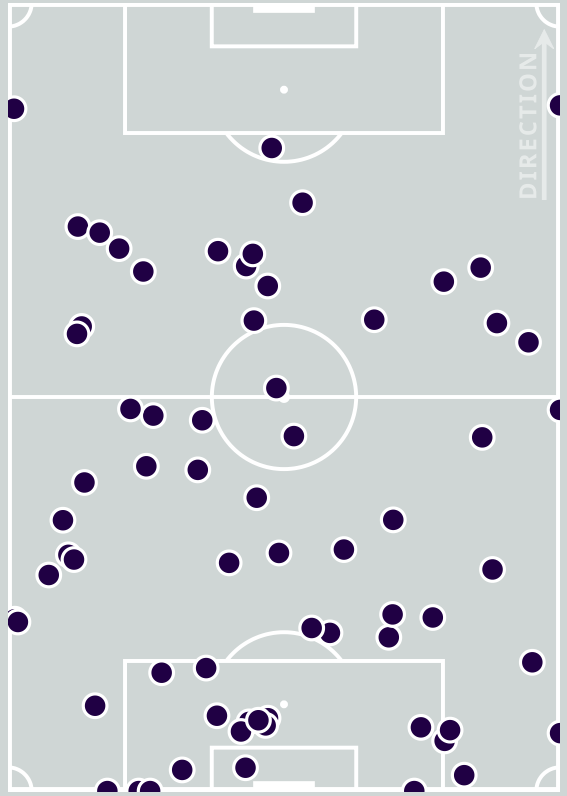

Possession Regain

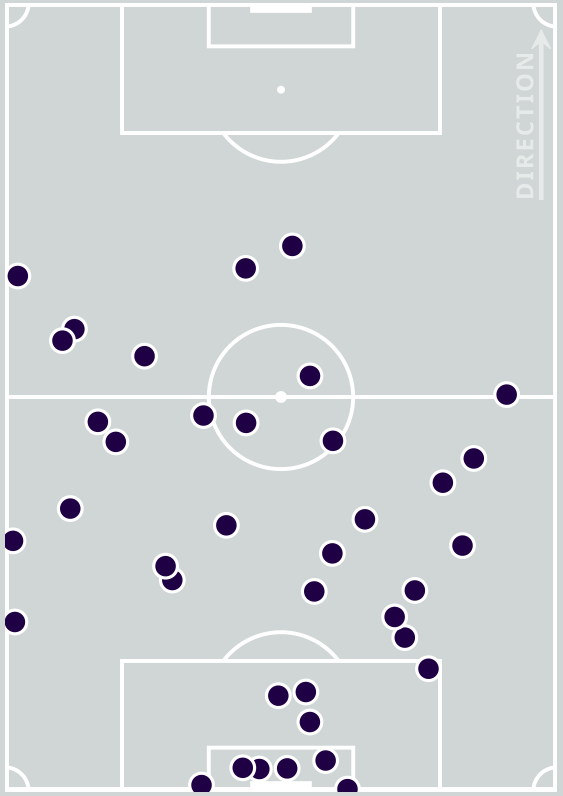

Most Possession Regains

7

SUZUKI Zion
GOALKEEPER

Defensive Line Height & Team Length

IR Iran

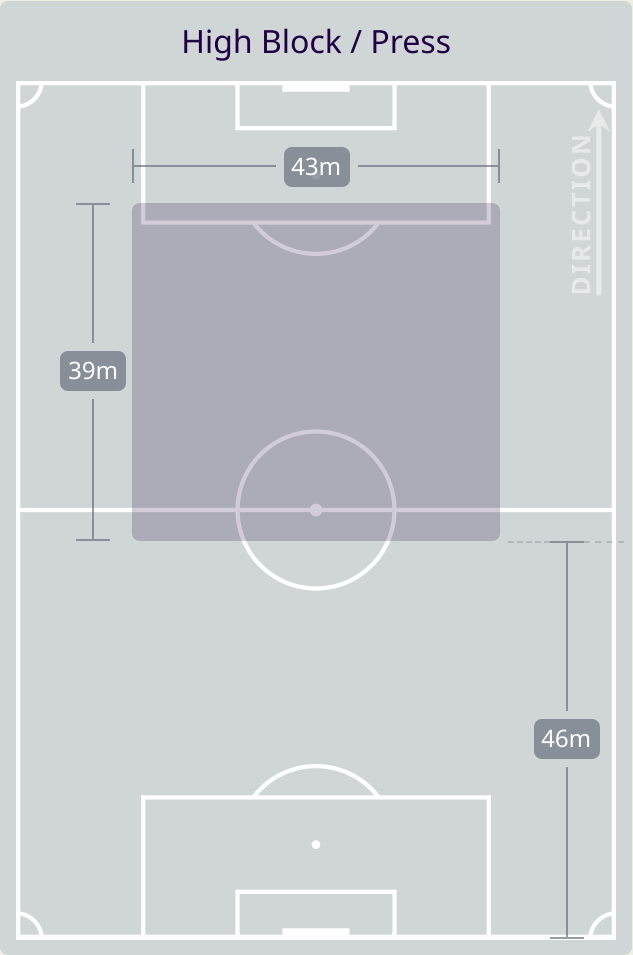

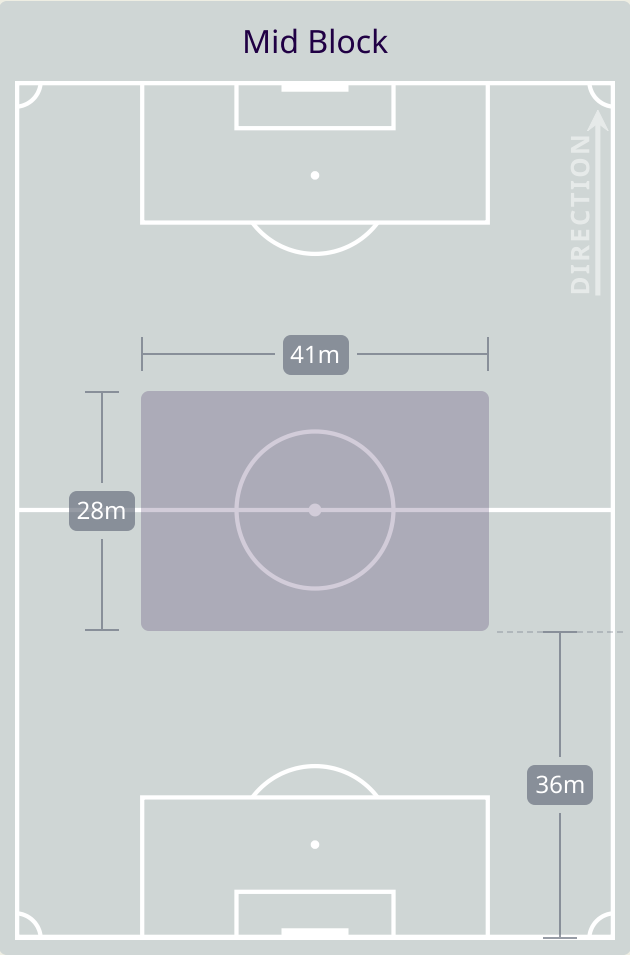

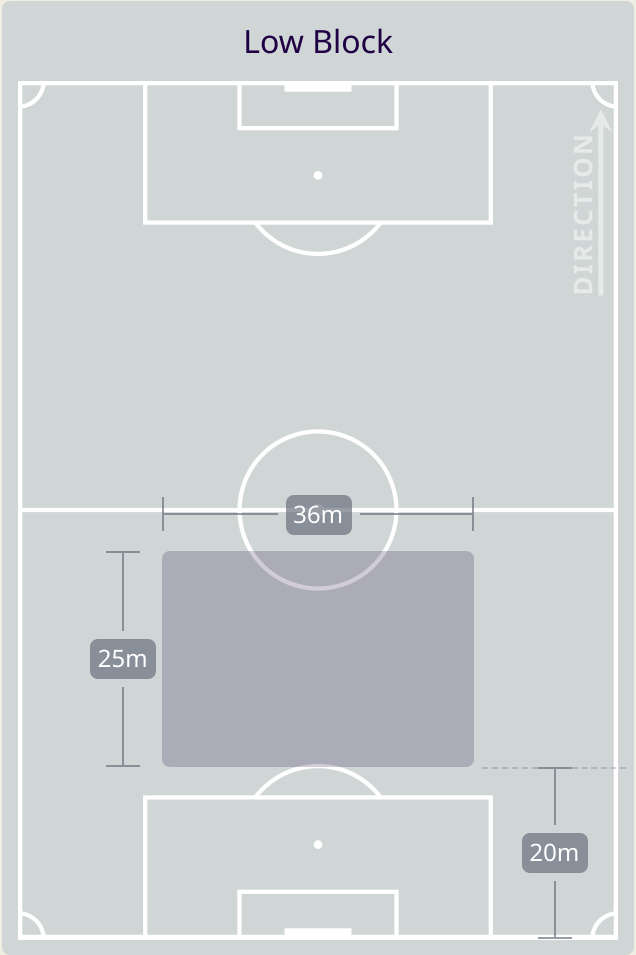

Defensive Line Height & Team Length

Japan

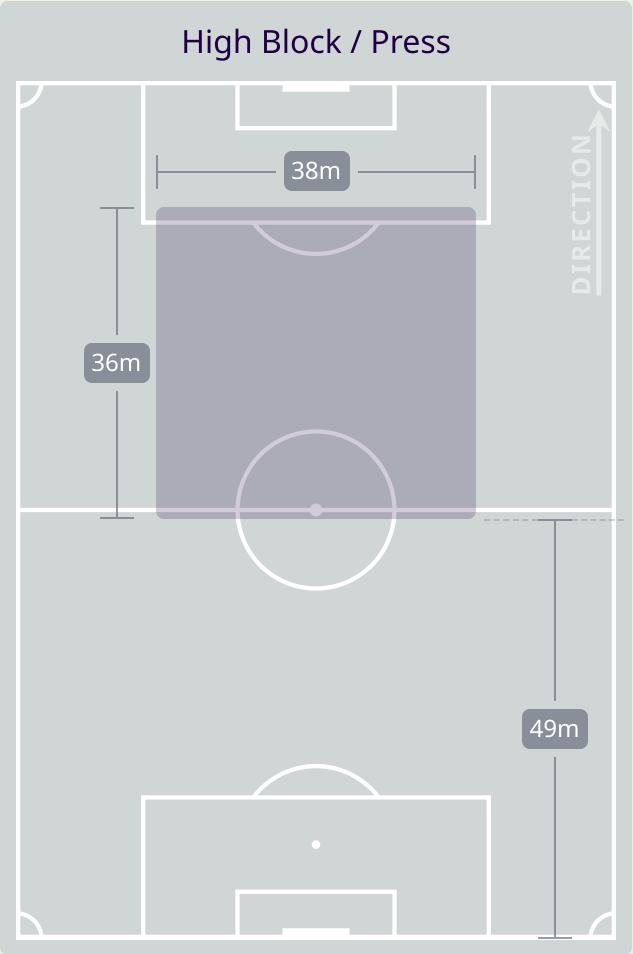

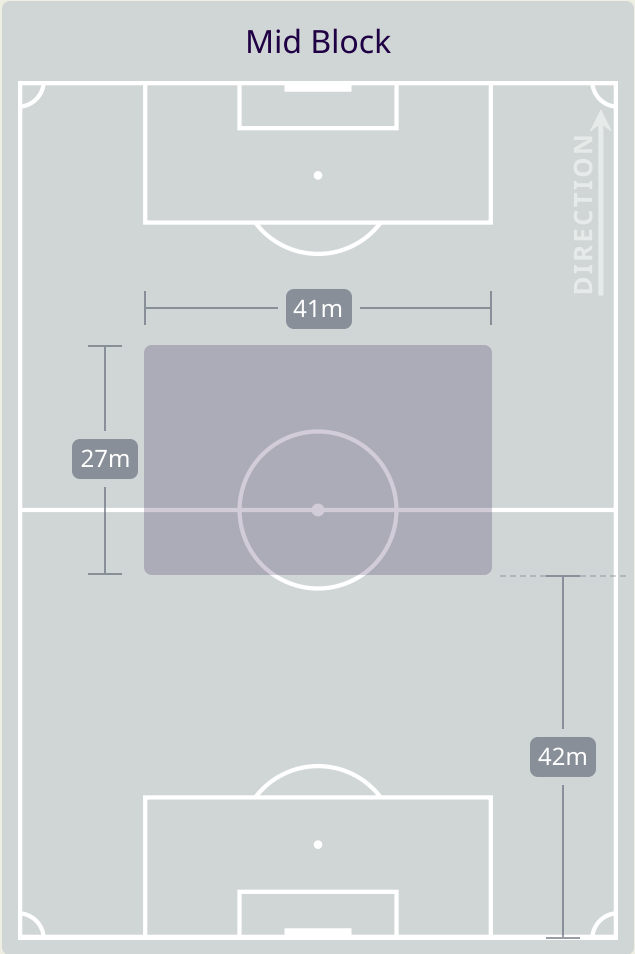

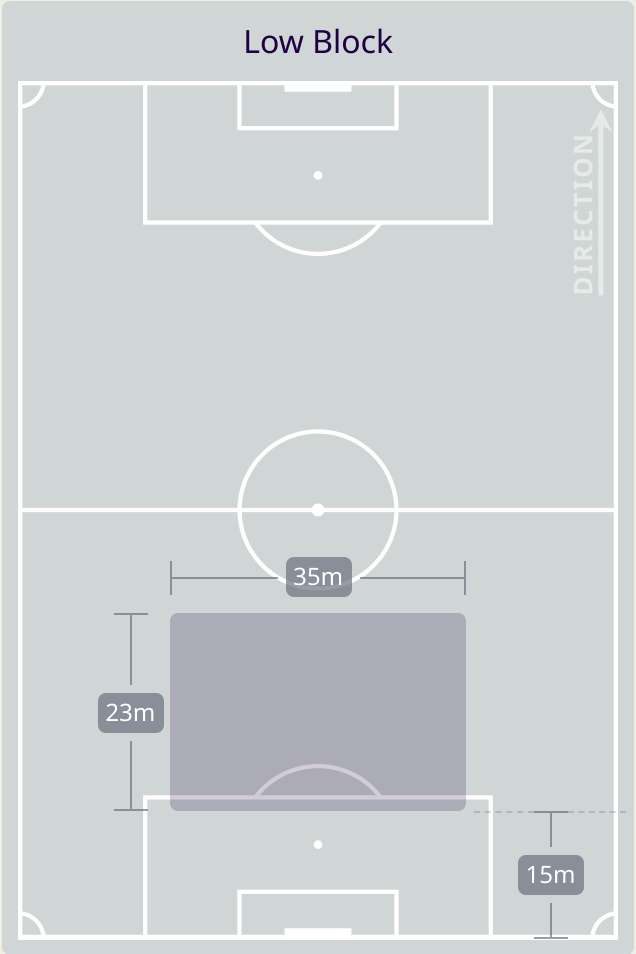

03 February 2024 - Education City Stadium - 14:30

Defensive Pressure

IR Iran

Japan

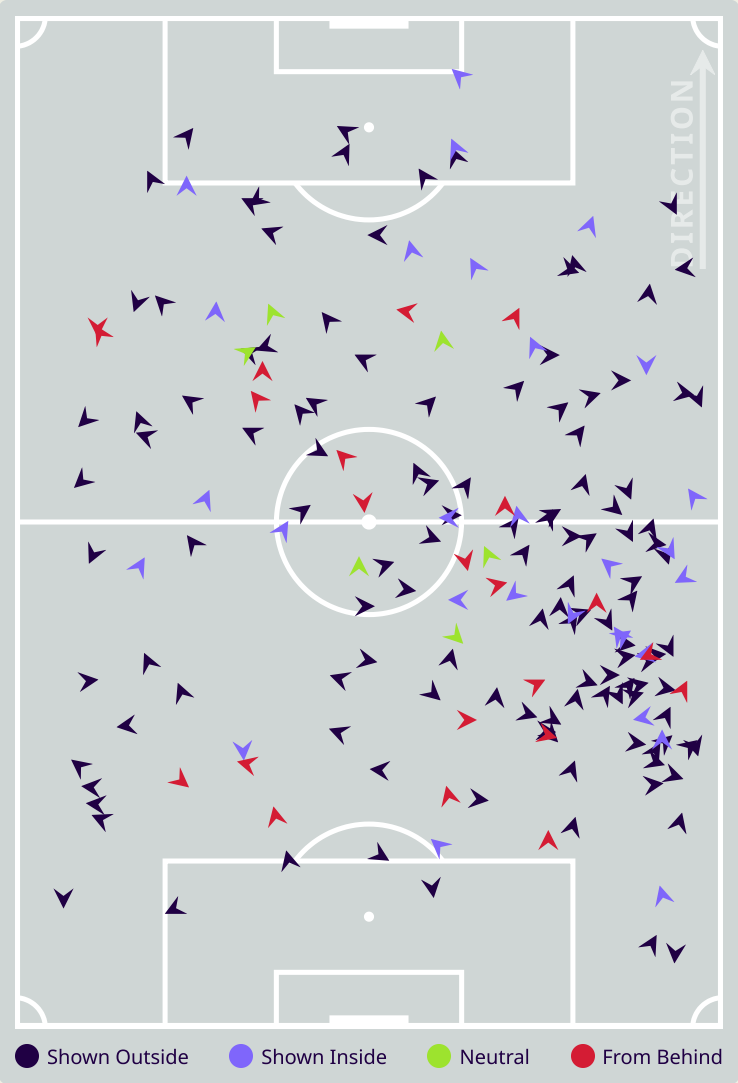

181	Total Pressures	144
40	Direct Pressures	43
1.21s	Avg Pressure Duration	1.38s
58	Forced Turnovers	70
10s	Ball Recovery Time	8.29s
69	Pushing on into Pressing	47
177	Pushing on	116
29	Pressing Direction Inside	16
124	Pressing Direction Outside	93

Most Direct Pressures

10

JAHANBAKHSH Alireza

ATTACKING MIDFIELD RIGHT

Most Direct Pressures

9

DOAN Ritsu

RIGHT WINGER

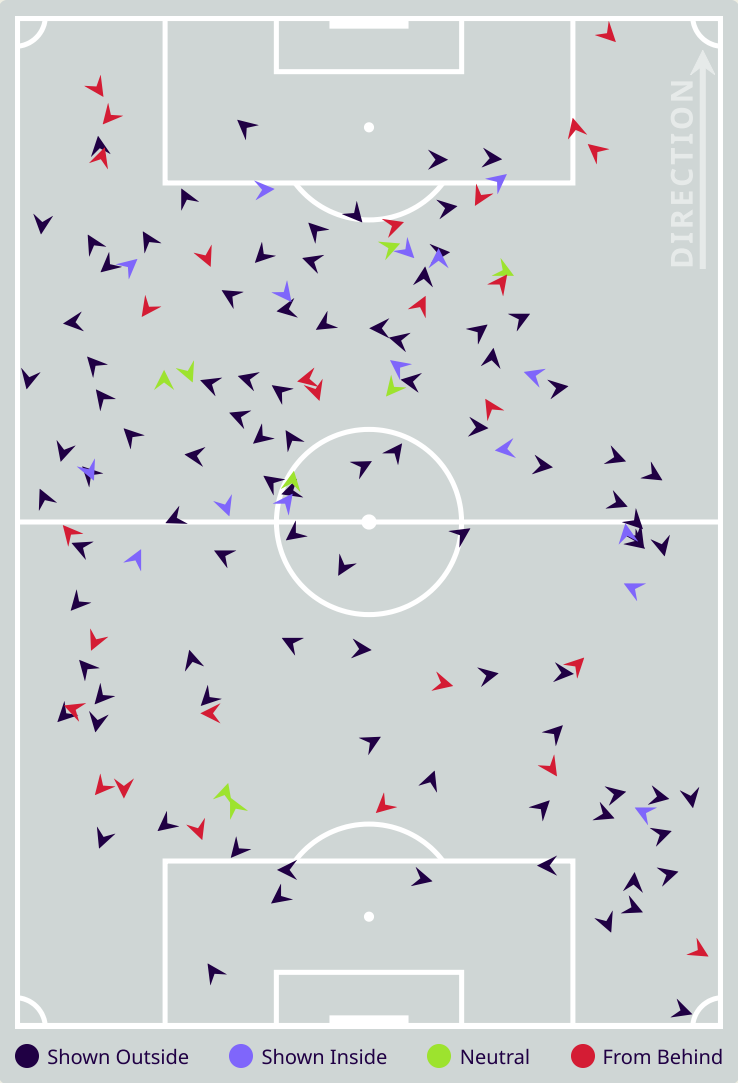

GOALKEEPING

IR Iran v Japan

Goalkeeping Involvement

IR Iran

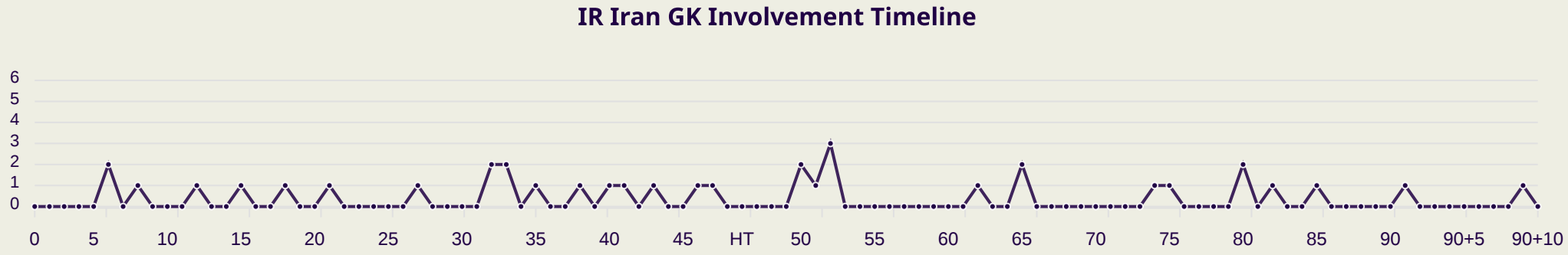

36

Total Involvements

Japan

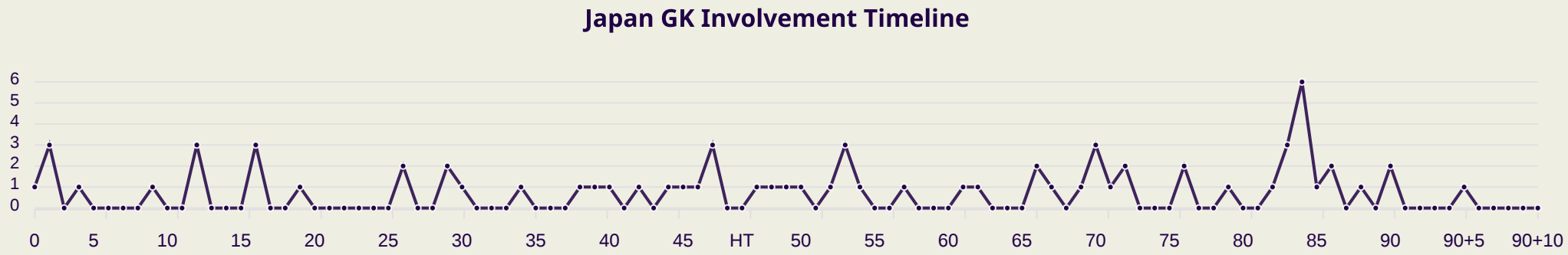

71

Total Involvements

Goalkeeping Distribution

IR Iran

Kick from Feet

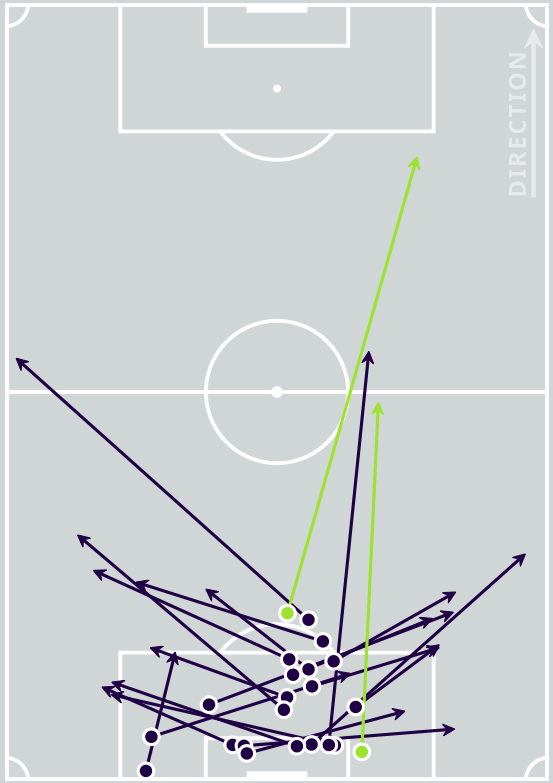

Complete Incomplete

Kick from Hands

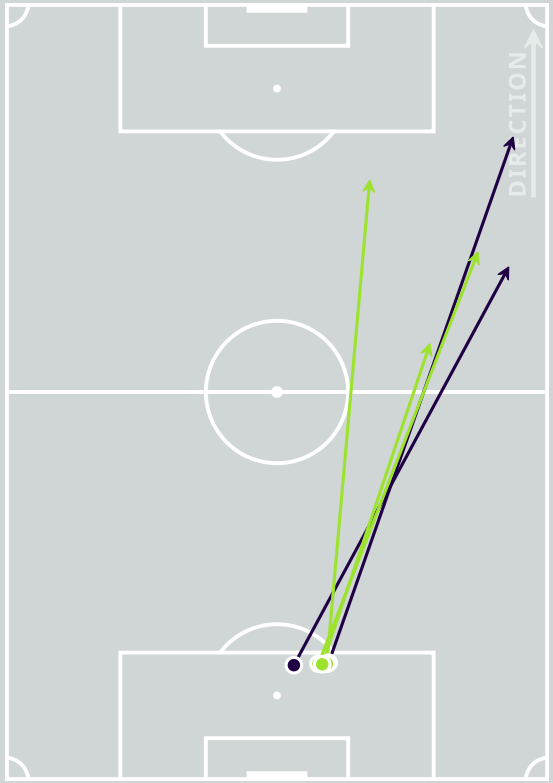

Complete Incomplete

Throw Distribution

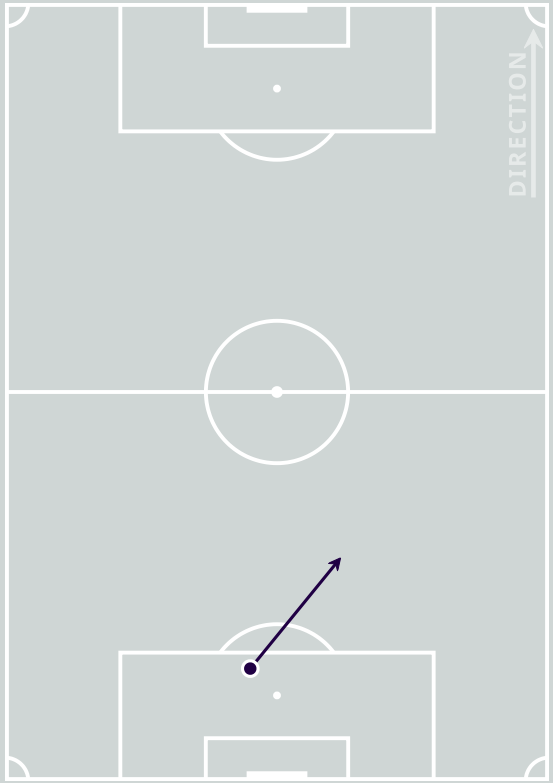

Complete Incomplete

Total Distributions

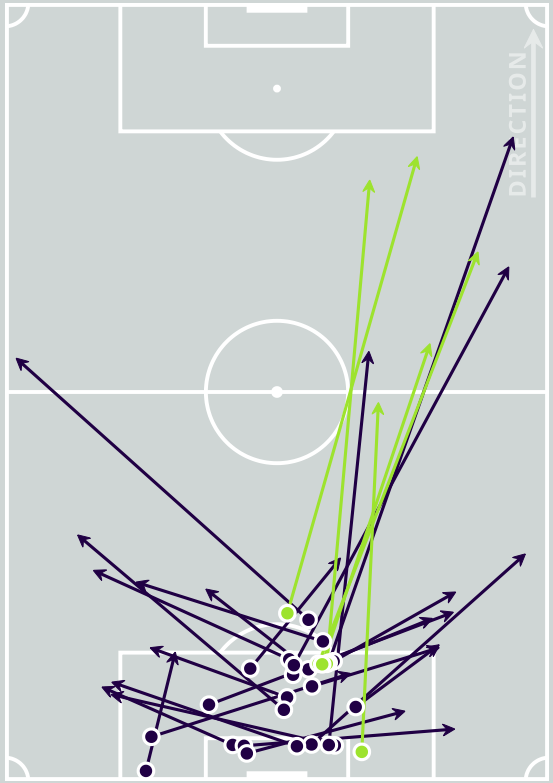

Complete Incomplete

- Play Onto
- Play Into
- Play Around
- Play Through
- Play Beyond
- Other

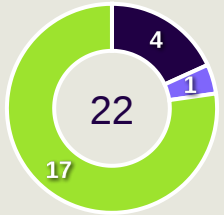

- Side Kick
- From Hands
- Drop Kick

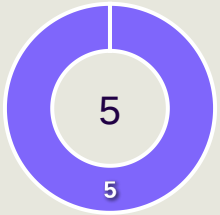

- Over Arm
- Under Arm
- Side Arm
- Chest

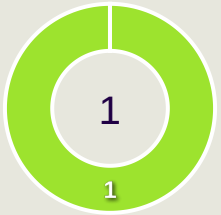

9

Goalkeeper Line Breaks

Goalkeeping Distribution

Japan

Kick from Feet

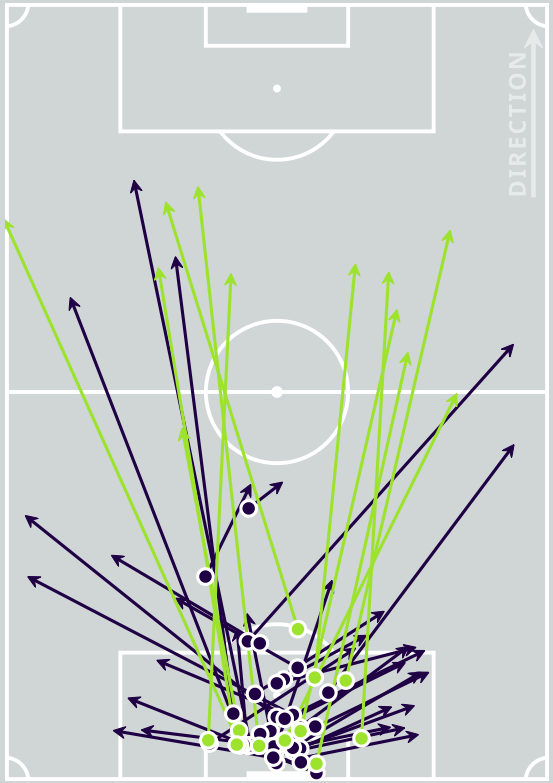

Complete Incomplete

Kick from Hands

Complete Incomplete

Throw Distribution

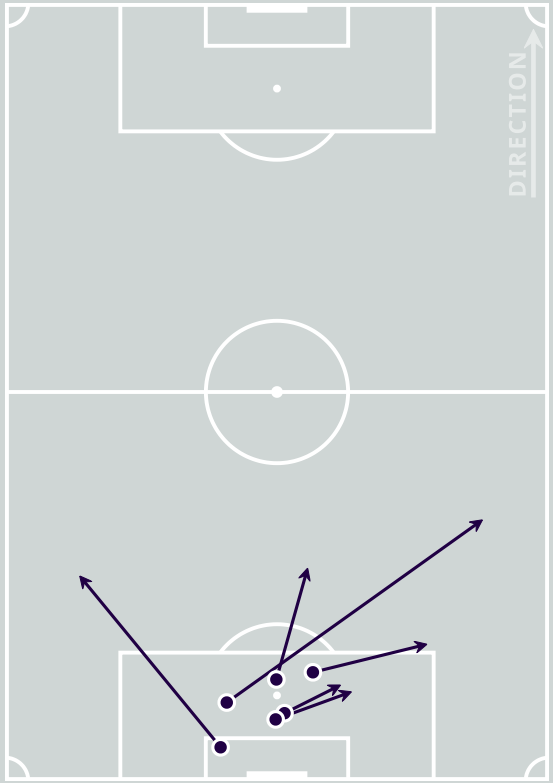

Complete Incomplete

Total Distributions

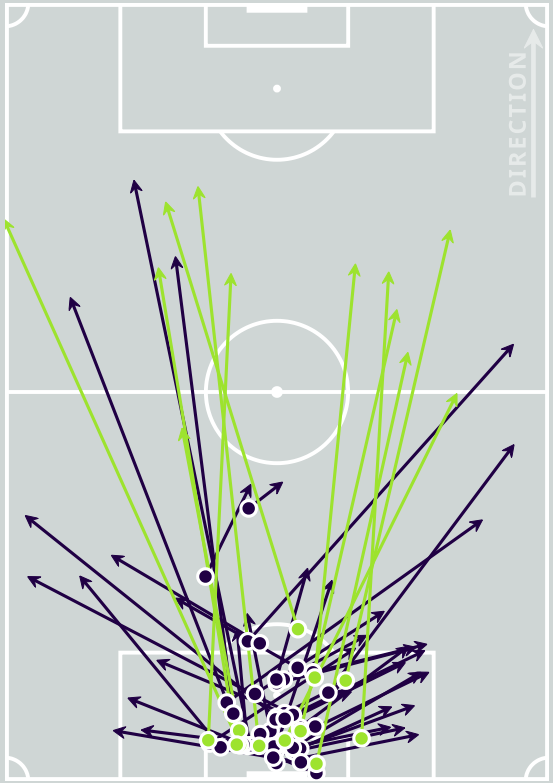

Complete Incomplete

- Play Onto
- Play Into
- Play Around
- Play Through
- Play Beyond
- Other

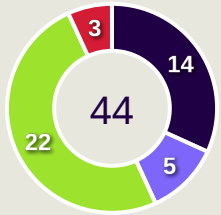

- Side Kick
- From Hands
- Drop Kick

0

- Over Arm
- Under Arm
- Side Arm
- Chest

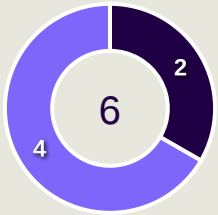

20

Goalkeeper Line Breaks

Goal Prevention

IR Iran

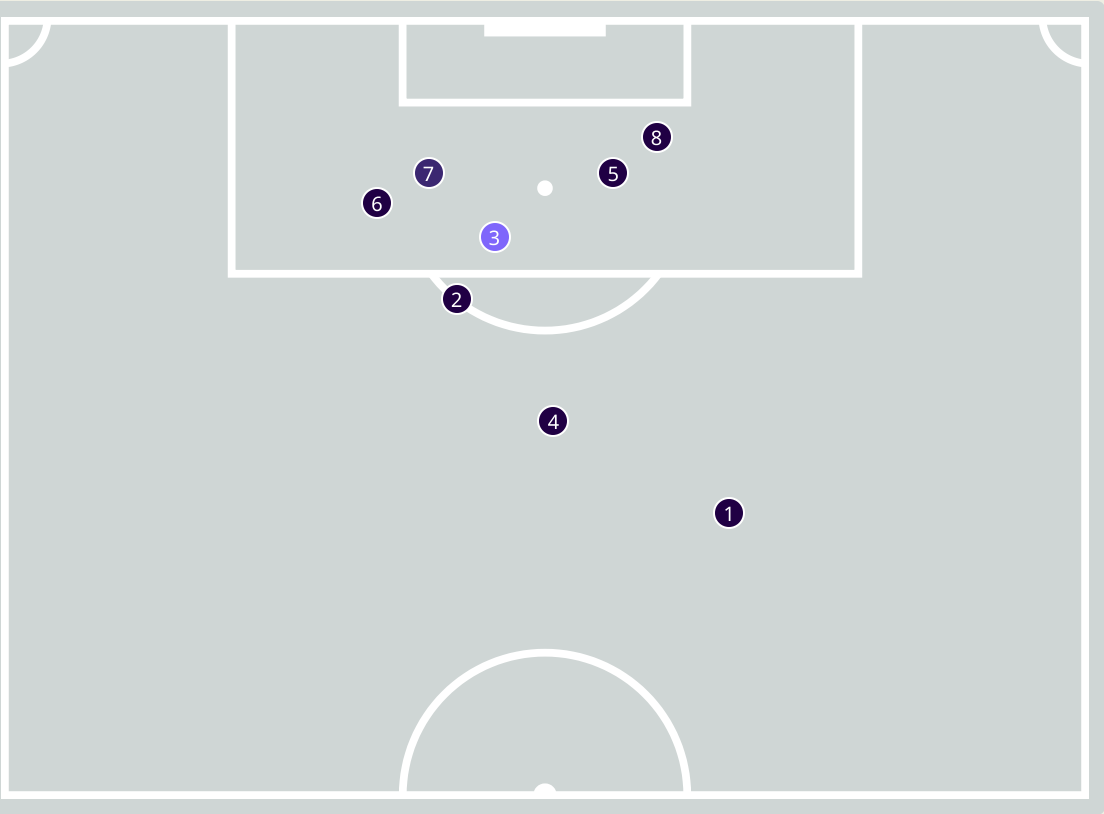

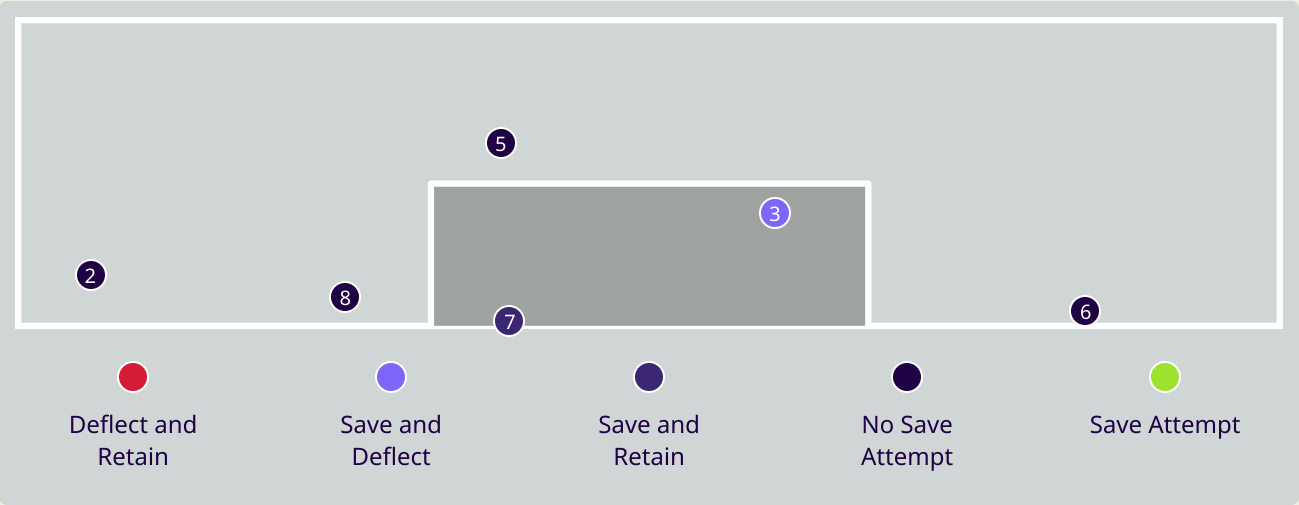

Intervention Type

Deflect & Retain · Save & Deflect · Save & Retain · No Save Attempt · Save Attempt

Intervention Body Type

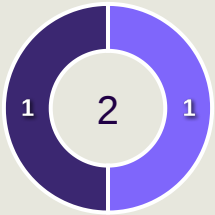

Head · Hands · Upper Body · Lower Body · Feet

8

Total Attempts on Goal Faced

50

Save %

Total Attempts on Goal Faced	Total Goal Interventions	Save & Retain	Deflect & Retain	Save & Deflect	Save Attempt	No Save Attempt
8	2	1	0	1	0	6

Goal Prevention

Japan

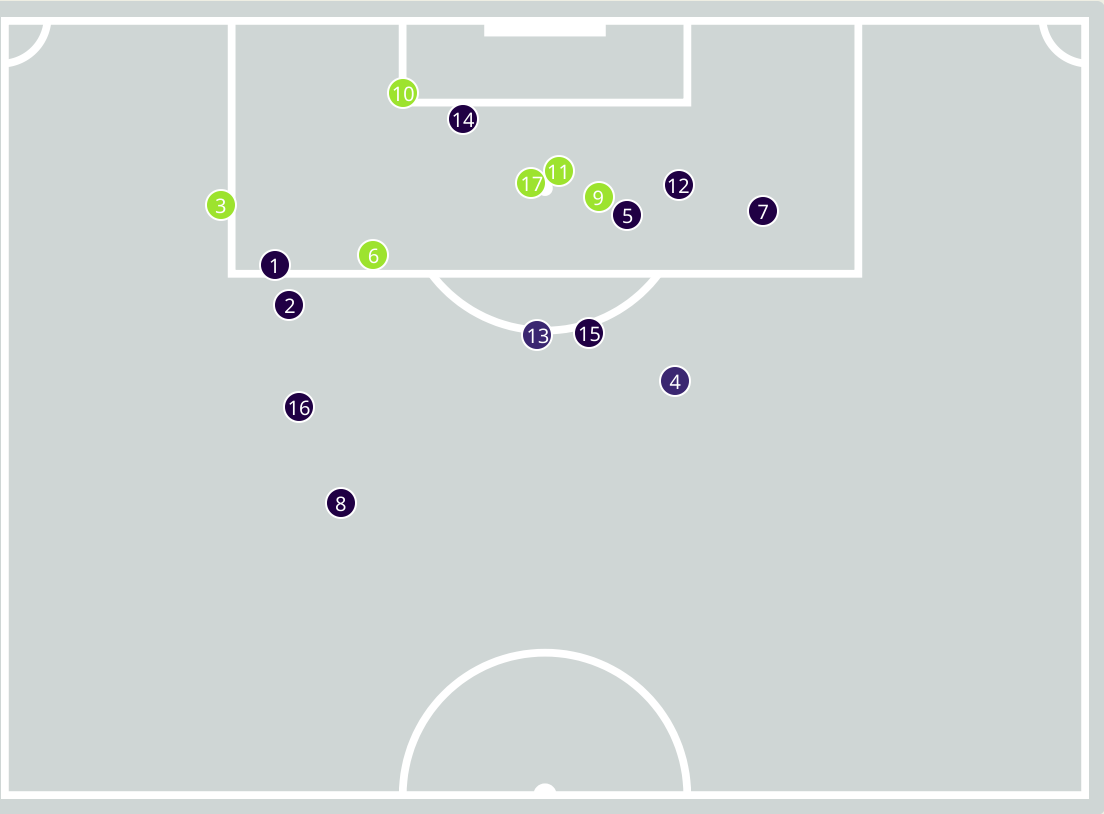

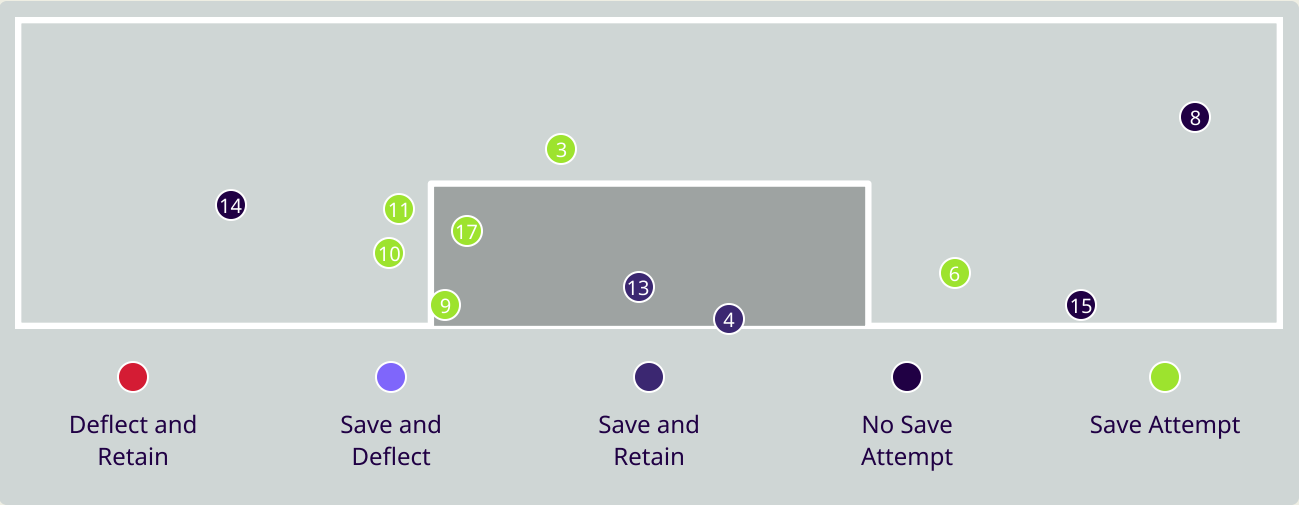

Intervention Type

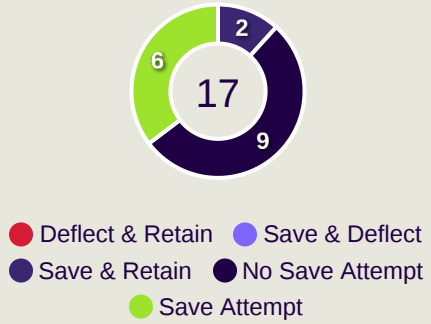

Intervention Body Type

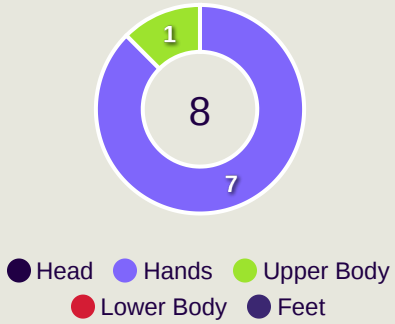

17

Total Attempts on Goal Faced

50

Save %

Total Attempts on Goal Faced	Total Goal Interventions	Save & Retain	Deflect & Retain	Save & Deflect	Save Attempt	No Save Attempt
17	2	2	0	0	6	9

Aerial Control

IR Iran

0
Total Interventions

0	0	0
Complete	Punches	Incomplete

0	0	0
Complete	Claims	Incomplete

0	0	0
Complete	Tipped/Palmed	Incomplete

Crosses Faced

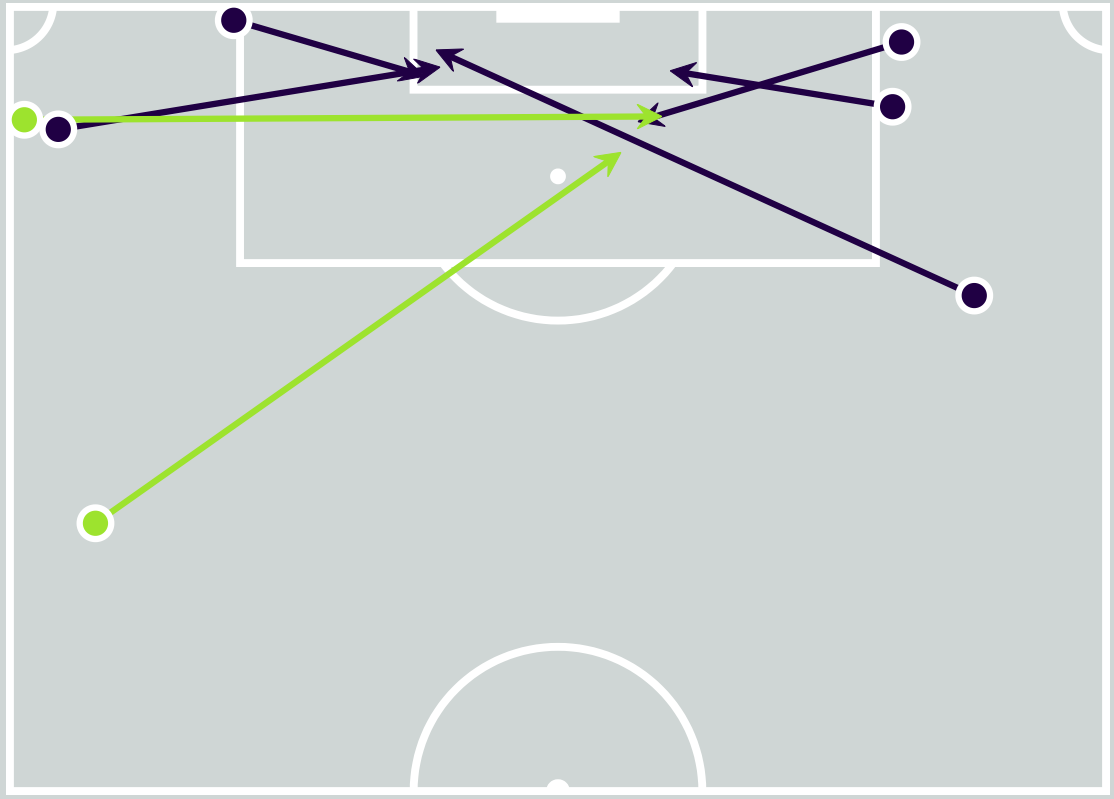

Attempted Completed

Delivery Types Faced

Total	In Swing	Out Swing	Driven	Lofted	Cutback	Push
12	1	7	0	2	1	1

Aerial Control

Japan

2
Total Interventions

0	0	0
Complete	Punches	Incomplete

2	2	0
Complete	Claims	Incomplete

0	0	0
Complete	Tipped/Palmed	Incomplete

Crosses Faced

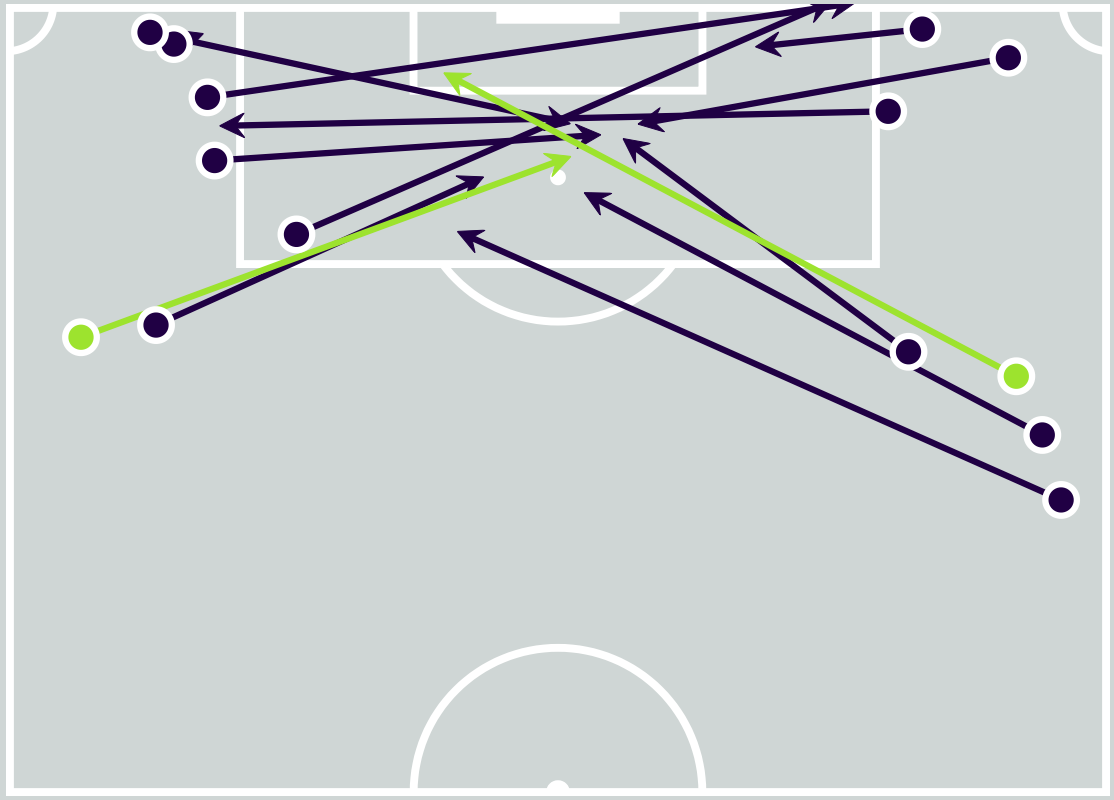

Attempted Completed

Delivery Types Faced

Total	In Swing	Out Swing	Driven	Lofted	Cutback	Push
19	6	5	2	5	1	0

AFC ASIAN CUP QATAR 2023™

SET PLAYS

IR Iran v Japan

Set Plays

IR Iran

34
Total Set Plays

12
Total Free Kicks

1
Total Penalties

3
Total Corners

18
Total Throw Ins

Free Kicks	
Type	**Total**
Direct	11
Direct (on target)	0
Direct (off target)	0
Indirect	1

Corners			
Delivery Type	**From Left Side**	**From Right Side**	**Total**
Direct to Area	1	2	3
Short	0	0	0
Edge of Penalty Area	0	0	0

Corners	
Delivery Style	**Total**
Inswing	1
Outswing	2
Driven	0

Set Plays

Japan

41
Total Set Plays

19
Total Free Kicks

0
Total Penalties

3
Total Corners

19
Total Throw Ins

Free Kicks	
Type	**Total**
Direct	15
Direct (on target)	0
Direct (off target)	0
Indirect	4

Corners			
Delivery Type	**From Left Side**	**From Right Side**	**Total**
Direct to Area	3	0	3
Short	0	0	0
Edge of Penalty Area	0	0	0

Corners	
Delivery Style	**Total**
Inswing	0
Outswing	3
Driven	0

INDIVIDUAL DATA IN POSSESSION

IR Iran v Japan

In Possession - Distributions

IR Iran

#	Player	Passes Attempted	Passes Completed	Pass Completion %	Switches of Play	Crosses Attempted	Crosses Completed	Line Breaks Attempted	Line Breaks Completed	Line Break Completion %	Ball Progressions	Take Ons	Step Ins	Attempts at Goal	Goals
1	BEIRANVAND Alireza	28	23	82%	0	0	0	9	5	55%	0	0	0	0	0
4	KHALILZADEH Shoja	41	33	80%	0	0	0	12	10	83%	1	0	1	2	0
5	MOHAMMADI Milad	21	17	81%	0	2	1	7	6	85%	1	0	1	2	0
6	EZATOLAHI Saeid	26	16	62%	2	1	0	15	8	53%	1	1	0	4	0
7	JAHANBAKHSH Alireza	34	19	56%	1	3	0	10	4	40%	2	1	1	3	1
8	EBRAHIMI Omid	31	24	77%	0	1	0	5	3	60%	0	0	0	0	0
13	KANANI Hossein	40	32	80%	0	0	0	13	8	61%	0	0	0	0	0
14	GHODDOS Saman	17	13	76%	0	4	0	5	3	60%	2	1	1	3	0
20	AZMOUN Sardar	5	2	40%	0	0	0	0	0	0%	0	0	0	1	0
21	MOHEBBI Mohammad	25	14	56%	0	1	0	6	1	16%	1	0	1	2	1
23	REZAEIAN Ramin	36	26	72%	1	7	2	21	13	61%	0	0	0	0	0
10	ANSARIFARD Karim	0	0	0%	0	0	0	0	0	0%	0	0	0	0	0

In Possession - Offers & Receptions

IR Iran

			Offer movement types						
#	Player	Total Offers	In Front	In Between	Out to In	In to Out	In Behind	No Movement	Offers Received
1	BEIRANVAND Alireza	1	0	0	0	0	0	1	1
4	KHALILZADEH Shoja	3	1	0	0	0	0	2	1
5	MOHAMMADI Milad	11	4	0	0	0	5	2	3
6	EZATOLAHI Saeid	27	9	13	1	0	2	2	7
7	JAHANBAKHSH Alireza	31	0	4	3	3	17	4	5
8	EBRAHIMI Omid	23	17	1	0	1	0	4	9
13	KANANI Hossein	3	1	0	0	0	0	2	2
14	GHODDOS Saman	4	0	0	0	0	4	0	0
20	AZMOUN Sardar	29	1	3	0	0	24	1	2
21	MOHEBBI Mohammad	13	2	0	0	0	5	6	6
23	REZAEIAN Ramin	29	7	0	0	0	9	13	10
10	ANSARIFARD Karim	0	0	0	0	0	0	0	0

In Possession - Distributions

Japan

#	Player	Passes Attempted	Passes Completed	Pass Completion %	Switches of Play	Crosses Attempted	Crosses Completed	Line Breaks Attempted	Line Breaks Completed	Line Break Completion %	Ball Progressions	Take Ons	Step Ins	Attempts at Goal	Goals
23	SUZUKI Zion	50	38	76%	0	0	0	20	10	50%	0	0	0	0	0
4	ITAKURA Kou	66	61	92%	0	0	0	15	13	86%	1	0	1	1	0
5	MORITA Hidemasa	51	42	82%	1	0	0	19	16	84%	3	3	0	3	1
6	ENDO Wataru	49	45	92%	0	0	0	11	7	63%	1	1	0	0	0
9	UEDA Ayase	11	10	91%	0	0	0	2	2	100%	0	0	0	2	0
10	DOAN Ritsu	15	9	60%	0	1	0	5	3	60%	0	0	0	1	0
16	MAIKUMA Seiya	36	30	83%	0	2	0	7	5	71%	1	0	1	0	0
20	KUBO Takefusa	24	17	71%	0	6	1	7	3	42%	4	3	1	1	0
21	ITO Hiroki	60	51	85%	0	2	1	21	16	76%	1	0	1	0	0
22	TOMIYASU Takehiro	65	65	100%	0	0	0	9	9	100%	0	0	0	0	0
25	MAEDA Daizen	13	10	77%	0	1	0	2	1	50%	0	0	0	0	0
7	MITOMA Kaoru	4	1	25%	0	0	0	4	1	25%	3	0	3	0	0
8	MINAMINO Takumi	2	1	50%	0	0	0	1	0	0%	0	0	0	0	0
11	HOSOYA Mao	0	0	0%	0	0	0	0	0	0%	0	0	0	0	0

In Possession - Offers & Receptions

Japan

			Offer movement types						
#	Player	Total Offers	In Front	In Between	Out to In	In to Out	In Behind	No Movement	Offers Received
23	SUZUKI Zion	2	0	0	0	0	0	2	2
4	ITAKURA Kou	14	2	0	0	0	0	12	11
5	MORITA Hidemasa	33	13	11	0	2	3	4	12
6	ENDO Wataru	26	12	12	1	1	0	0	11
9	UEDA Ayase	36	1	18	1	2	14	0	5
10	DOAN Ritsu	14	3	3	1	0	4	3	5
16	MAIKUMA Seiya	49	17	1	2	0	7	22	16
20	KUBO Takefusa	45	10	16	1	5	5	8	21
21	ITO Hiroki	10	3	2	0	1	1	3	3
22	TOMIYASU Takehiro	7	0	0	0	0	0	7	3
25	MAEDA Daizen	46	0	7	2	2	27	8	7
7	MITOMA Kaoru	6	0	0	1	0	3	2	1
8	MINAMINO Takumi	7	1	3	0	0	3	0	1
11	HOSOYA Mao	1	0	0	0	1	0	0	0

INDIVIDUAL DATA
OUT OF POSSESSION

IR Iran v Japan

Out of Possession

IR Iran

#	Player	Tackles Made / Won	Blocks	Interceptions	Pressing Direct	Pressing Indirect	Duels Won - Aerial	Duels Won - Physical	Possession Contests won	Clearances	Loose Ball Receptions	Pushing On	Pushing On into Pressing	Possession Regains	Possession Interrupted
1	BEIRANVAND Alireza	0 / 0	0	0	0	0	0	0	0	0	3	0	0	7	0
4	KHALILZADEH Shoja	6 / 0	2	0	7	3	5	0	6	6	13	13	4	5	6
5	MOHAMMADI Milad	6 / 1	2	0	5	2	0	0	0	3	8	12	4	7	1
6	EZATOLAHI Saeid	6 / 0	1	0	6	17	6	0	7	3	11	28	10	5	2
7	JAHANBAKHSH Alireza	7 / 2	3	2	10	36	2	0	3	2	6	15	9	7	3
8	EBRAHIMI Omid	5 / 0	6	0	5	23	2	0	2	4	8	29	10	6	8
13	KANANI Hossein	0 / 0	2	1	2	1	1	0	1	4	7	12	2	5	2
14	GHODDOS Saman	1 / 0	1	0	1	23	1	0	3	1	7	14	5	1	1
20	AZMOUN Sardar	2 / 0	0	0	2	20	2	0	2	1	2	23	13	1	1
21	MOHEBBI Mohammad	1 / 0	1	1	0	8	5	0	5	0	9	15	7	2	0
23	REZAEIAN Ramin	3 / 1	3	1	2	7	0	0	0	6	13	15	4	4	5
10	ANSARIFARD Karim	0 / 0	0	0	0	1	0	0	0	1	0	1	1	1	0

Out of Possession

Japan

#	Player	Tackles Made / Won	Blocks	Interceptions	Pressing Direct	Pressing Indirect	Duels Won - Aerial	Duels Won - Physical	Possession Contests won	Clearances	Loose Ball Receptions	Pushing On	Pushing On into Pressing	Possession Regains	Possession Interrupted
23	SUZUKI Zion	0 / 0	0	0	0	0	0	0	0	0	3	0	0	7	0
4	ITAKURA Kou	0 / 0	3	1	3	3	1	0	1	6	4	1	0	3	5
5	MORITA Hidemasa	3 / 0	3	1	3	5	2	0	2	3	6	12	6	6	2
6	ENDO Wataru	1 / 0	4	1	6	11	3	0	3	1	10	5	1	4	5
9	UEDA Ayase	1 / 0	4	0	3	20	7	0	7	3	3	14	11	3	4
10	DOAN Ritsu	5 / 0	3	0	9	10	0	0	0	2	3	6	3	3	4
16	MAIKUMA Seiya	3 / 0	3	0	6	6	1	0	1	8	4	22	3	4	9
20	KUBO Takefusa	1 / 0	0	0	3	14	0	0	0	1	2	12	7	1	1
21	ITO Hiroki	2 / 0	3	0	5	5	1	0	2	3	7	15	6	1	5
22	TOMIYASU Takehiro	0 / 0	3	1	0	2	5	0	5	13	4	5	0	5	10
25	MAEDA Daizen	5 / 0	1	1	4	17	1	0	1	4	3	22	9	4	2
7	MITOMA Kaoru	1 / 0	0	0	1	3	1	0	1	0	1	0	0	0	1
8	MINAMINO Takumi	0 / 0	0	0	0	5	0	0	0	2	0	2	1	0	1
11	HOSOYA Mao	0 / 0	0	0	0	0	0	0	0	0	0	0	0	0	0

INDIVIDUAL DATA PHYSICAL

IR Iran v Japan

Physical Data

IR Iran

#	Player	Total Distance (m)	Zone 1: 0-7 km/h (m)	Zone 2: 7-15 km/h (m)	Zone 3: 15-20 km/h (m)	Zone 4: 20-25 km/h (m)	Zone 5: 25+ km/h (m)	High Speed Runs (Zone 4)	Sprints (Zone 5)	Top Speed (km/h)
1	BEIRANVAND Alireza	4889.3	4385.4	410.3	69.0	24.6	0	3.0	0	24.0
4	KHALILZADEH Shoja	9602.4	4618.0	3237.0	1190.6	430.8	125.9	53.0	9.0	30.6
5	MOHAMMADI Milad	10298.6	3987.4	4321.4	1185.1	557.6	247.0	79.0	22.0	31.1
6	EZATOLAHI Saeid	11255.6	4596.6	4666.6	1561.4	314.3	116.6	40.0	8.0	28.2
7	JAHANBAKHSH Alireza	10968.7	4415.9	3812.8	1625.1	783.1	331.9	105.0	26.0	33.9
8	EBRAHIMI Omid	11648.0	3921.3	4795.3	2117.0	686.3	128.2	80.0	11.0	31.0
13	KANANI Hossein	9587.2	4480.3	3715.7	955.0	327.6	108.6	42.0	9.0	31.9
14	GHODDOS Saman	11238.9	4024.7	4891.3	1454.9	618.5	249.4	79.0	20.0	30.1
20	AZMOUN Sardar	9167.8	4054.0	3047.5	1073.4	660.9	331.9	99.0	29.0	34.0
21	MOHEBBI Mohammad	10943.6	3963.4	3793.0	1995.8	862.4	329.0	108.0	28.0	31.2
23	REZAEIAN Ramin	10919.7	4796.4	3670.7	1422.5	667.3	362.8	96.0	28.0	32.0
10	ANSARIFARD Karim	253.3	36.4	102.5	51.0	63.4	0	3.0	0	23.5

Physical Data

Japan

#	Player	Total Distance (m)	Zone 1: 0-7 km/h (m)	Zone 2: 7-15 km/h (m)	Zone 3: 15-20 km/h (m)	Zone 4: 20-25 km/h (m)	Zone 5: 25+ km/h (m)	High Speed Runs (Zone 4)	Sprints (Zone 5)	Top Speed (km/h)
23	SUZUKI Zion	4921.3	3612.5	1174.3	116.0	14.9	3.6	4.0	1.0	26.1
4	ITAKURA Kou	8790.3	3601.0	3603.8	1020.4	473.5	91.6	54.0	9.0	33.1
5	MORITA Hidemasa	10728.3	3480.4	4920.1	1474.3	681.8	171.7	75.0	13.0	29.9
6	ENDO Wataru	10818.5	3681.3	4794.9	1786.4	483.1	72.8	59.0	7.0	27.9
9	UEDA Ayase	10210.3	3846.7	4352.9	1256.3	560.6	193.9	80.0	19.0	29.7
10	DOAN Ritsu	10267.7	4223.2	3763.3	1341.3	739.1	200.8	93.0	21.0	30.0
16	MAIKUMA Seiya	10704.2	3683.3	4370.2	1702.2	677.4	271.1	92.0	22.0	30.9
20	KUBO Takefusa	7567.7	3157.5	2547.6	1225.0	490.2	147.4	70.0	14.0	29.6
21	ITO Hiroki	10271.9	4295.1	4062.5	1170.7	548.3	195.3	72.0	14.0	31.3
22	TOMIYASU Takehiro	9886.3	3661.2	4039.8	1547.5	493.8	144.1	66.0	11.0	33.4
25	MAEDA Daizen	8516.0	2931.7	3096.8	1276.5	836.8	374.2	131.0	33.0	33.4
7	MITOMA Kaoru	2992.1	1238.1	1095.9	235.7	286.8	135.6	29.0	7.0	31.1
8	MINAMINO Takumi	3408.3	1104.1	1444.8	567.3	238.0	54.1	23.0	5.0	27.1
11	HOSOYA Mao	281.9	76.1	98.9	46.9	60.0	0	3.0	0	24.3

AFC
ASIAN CUP
QATAR 2023™