



AFC
ASIAN CUP
QATAR 2023™



Australia 2 - 0 India

Group B - Match 2

13 January 2024

14:30 Kick Off

Ahmad Bin Ali Stadium

POST MATCH SUMMARY REPORT

Match Summary - Teams



Australia

2 — 0



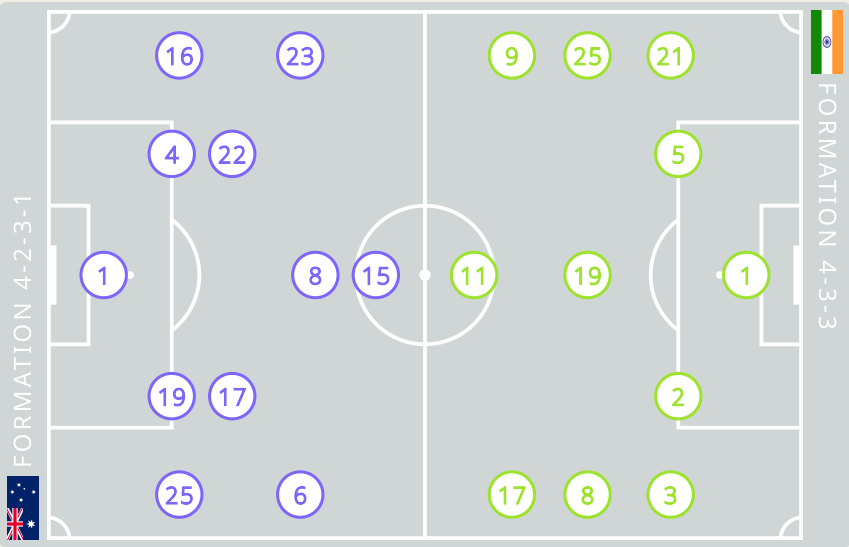
India

STARTING

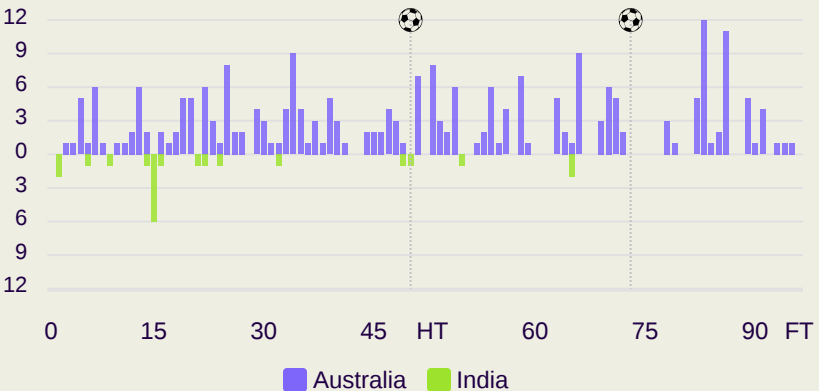
1	GK	RYAN Mathew (C)	
4	DF	ROWLES Kye	
6	FW	BOYLE Martin	↓ 64'
8	MF	METCALFE Connor	↓ 64'
15	FW	DUKE Mitchell	↓ 72'
16	DF	BEHICH Aziz	
17	MF	BACCUS Keanu	↓ 82'
19	DF	SOUTTAR Harry	
22	MF	IRVINE Jackson	⚽ 50'
23	FW	GOODWIN Craig	↓ 72'
25	DF	JONES Gethin	

SUBSTITUTES

12	GK	THOMAS Lawrence	
18	GK	GAUCI Joe	
2	DF	DENG Thomas	
3	DF	ATKINSON Nathaniel	
5	DF	BOS Jordan	↑ 72' ⚽ 73'
7	FW	SILVERA Samuel	↑ 64'
9	FW	FORNAROLI Bruno	↑ 72'
10	FW	YENGI Kusini	
11	FW	TILIO Marco	
13	MF	ONEILL Aiden	↑ 82'
14	MF	McGREE Riley	↑ 64'
20	DF	MILLER Lewis	
21	DF	BURGESS Cameron	
24	MF	YAZBEK Patrick	
26	FW	IREDALE John	



Distribution in the Final Third



STARTING

SINGH Gurpreet	GK	1	
BHEKE Rahul	DF	2	
↓ 75'	BOSE Subhasish	DF	3
	JHINGAN Sandesh	DF	5
↓ 75'	WANGJAM Suresh	MF	8
	SINGH Manvir	FW	9
↓ 89'	(C) CHHETRI Sunil	FW	11
↓ 89'	CHHANGTE Lallianzuala	MF	17
	APUIA RALTE Lalengmawia	MF	19
	POOJARY Nikhil	DF	21
↓ 79'	TANGRI Deepak	MF	25

SUBSTITUTES

	KAITH Vishal	GK	13	
	SINGH Amrinder	GK	23	
	LAL Chungnunga	DF	4	
↑ 75'	MISHRA Akash	DF	6	
↑ 79'	THAPA Anirudh	MF	7	
	FERNANDES Brandon	MF	10	
↑ 75'	COLACO Liston	MF	12	
↑ 89'	MAHESH Naorem	MF	14	
	SINGH Udanta	MF	15	
	KP Rahul	MF	16	
	SAMAD Sahal Abdul	MF	18	
	KOTAL Pritam	DF	20	
	SINGH Mehtab	DF	22	
94'	PARTAP SINGH Vikram	FW	24	
	PANDITA Ishan	FW	26	

Match Summary - Key Statistics



Australia



India



Possession					
Total	<div><div></div><div>65.1%</div><div>9.8%</div><div>25.1%</div></div>			Total	
2	Goals				0
26 (6)	Attempts at Goal (On Target)				4 (1)
696 (638)	Total Passes (Complete)				295 (221)
92 %	Pass Completion %				75 %
82	Completed Line Breaks				26
10	Defensive Line Breaks				1
212	Receptions in the Final Third				10
46	Crosses				3
18	Ball Progressions				4
132 (35)	Defensive Pressures Applied (Direct Pressures)				368 (69)
53	Forced Turnovers				64
93	Second Balls				52
121.6 km	Total Distance Covered				121.7 km
6.1 km	Zone 4 – Low Speed Sprinting: 20-25 km/h				6.2 km



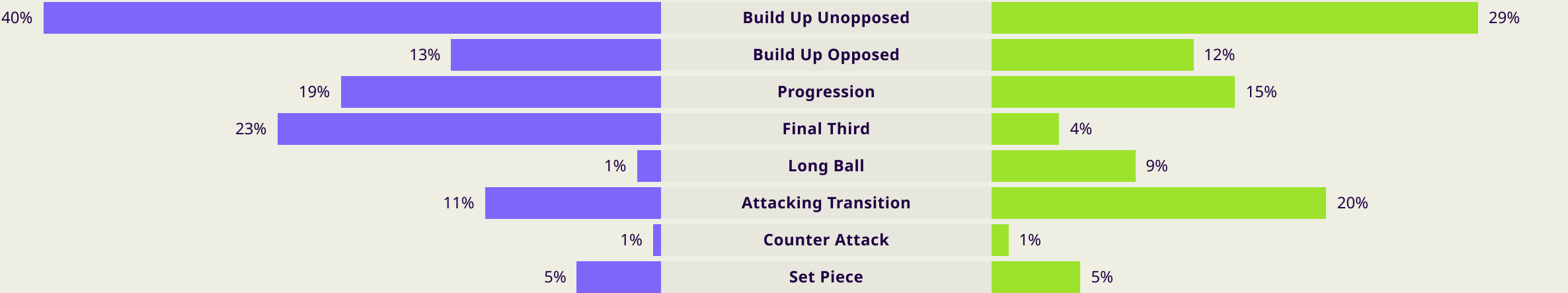
Australia

Phases of Play

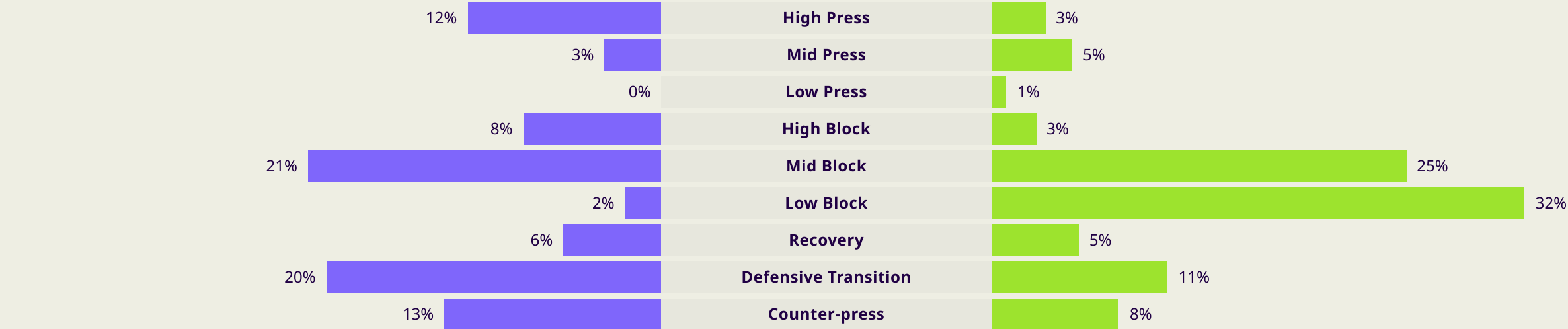
India



IN POSSESSION



OUT OF POSSESSION

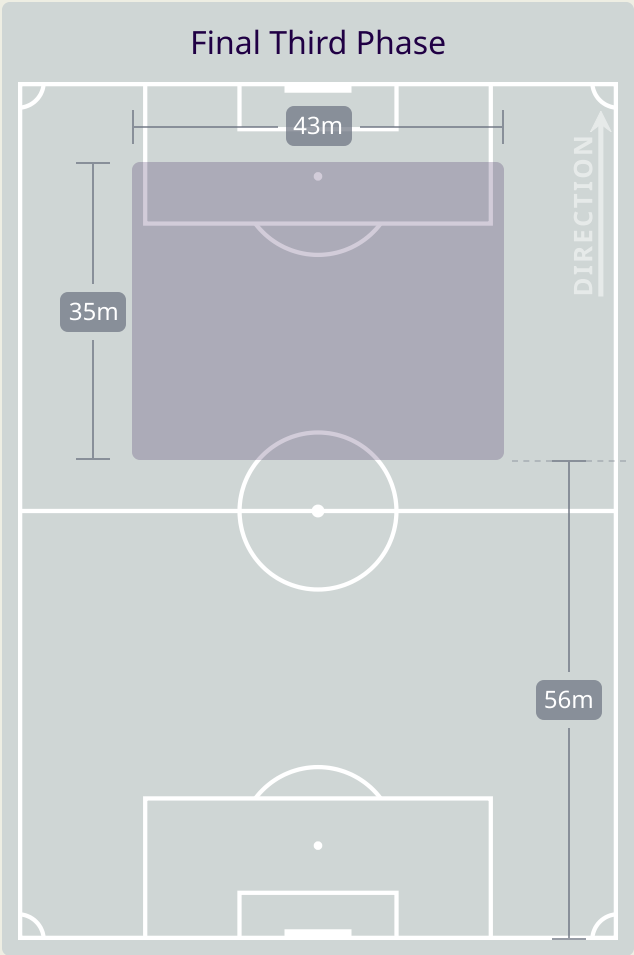
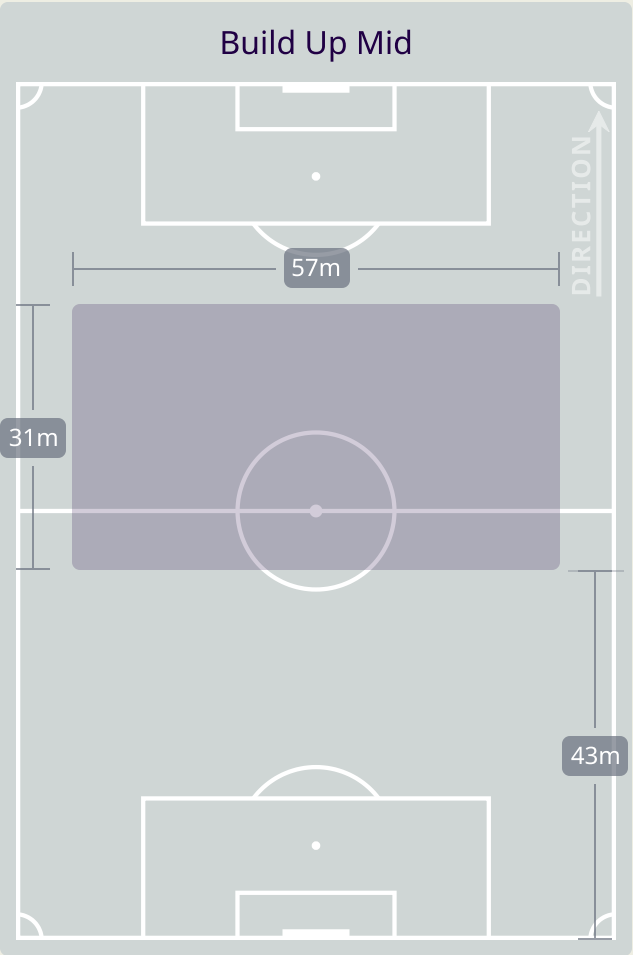
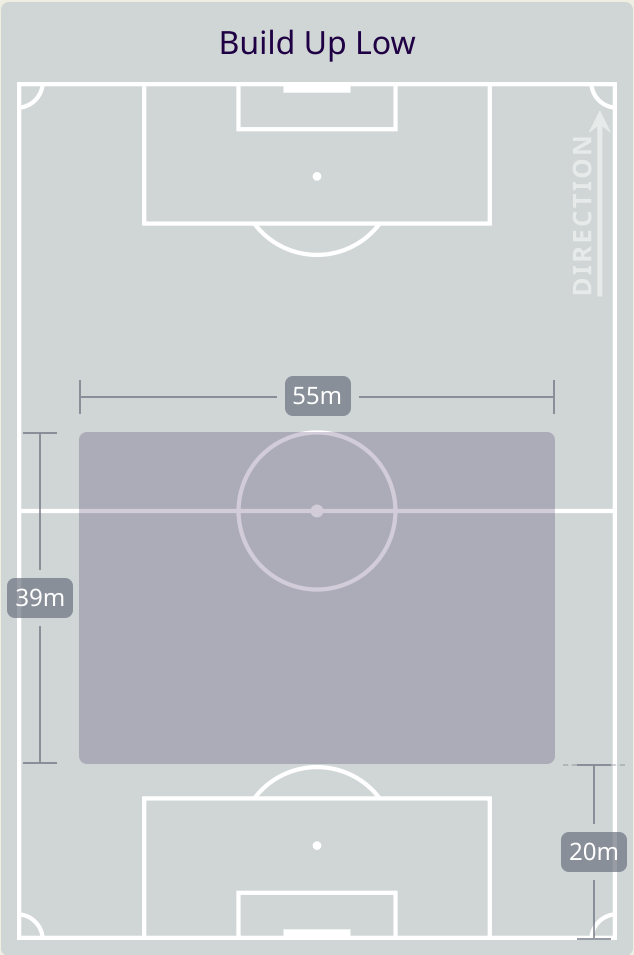


IN POSSESSION

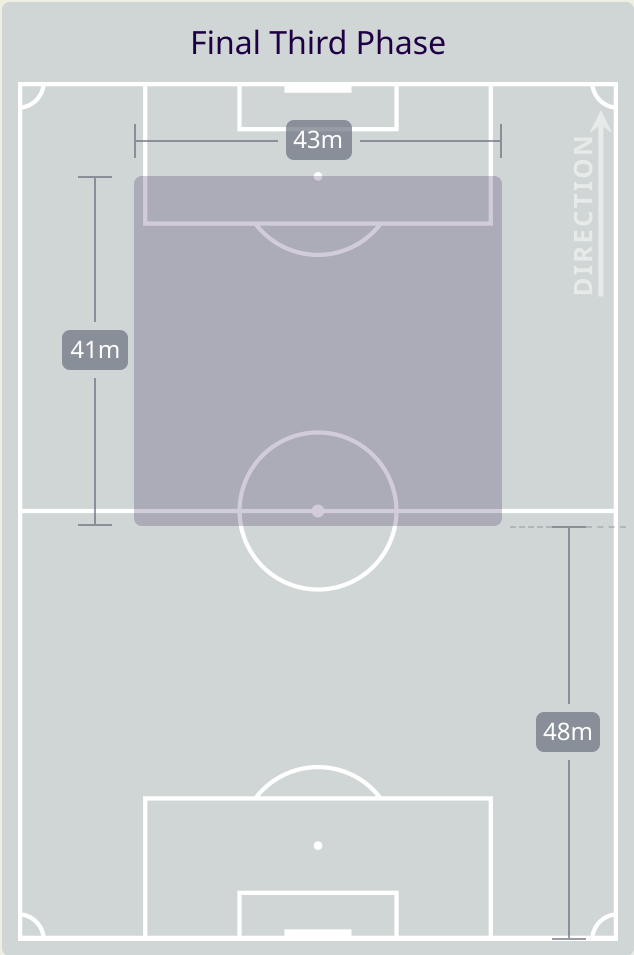
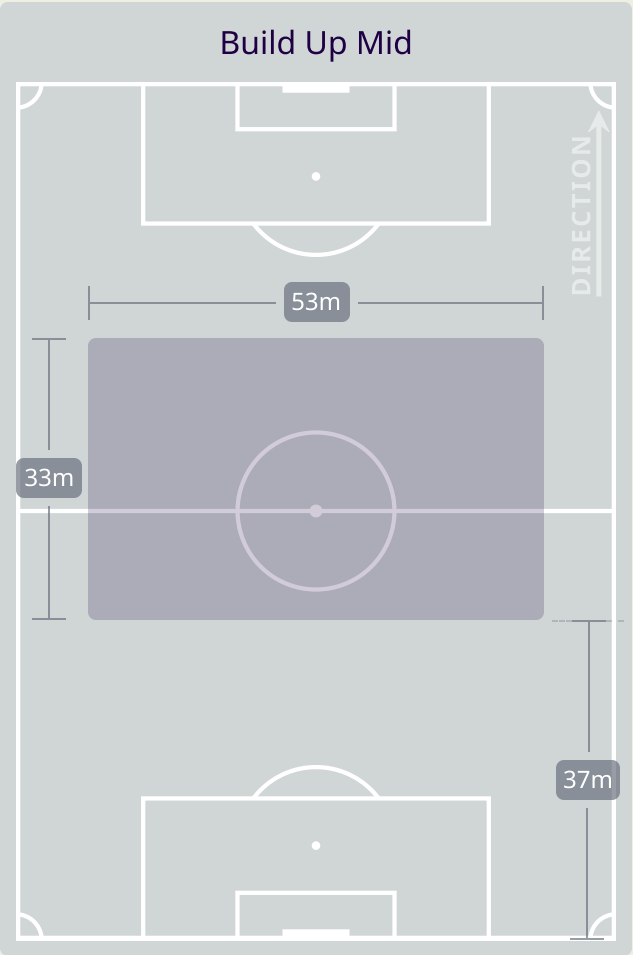
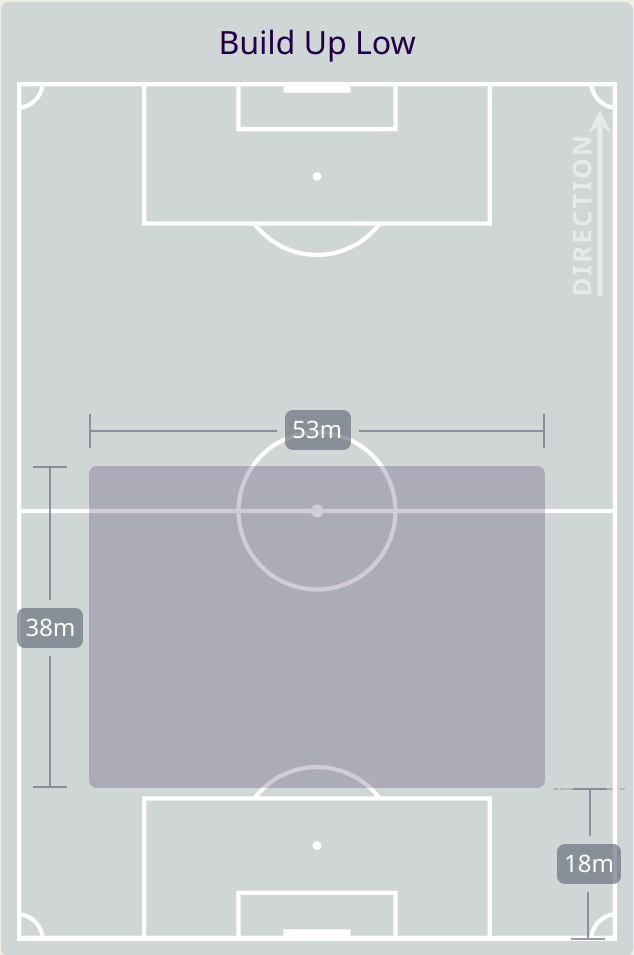


Australia v India

In Possession Line Height & Team Length



In Possession Line Height & Team Length



Line Breaks



Australia

Attempted Line Breaks

102



27

Attempted

21

Complete



43

Attempted

41

Complete



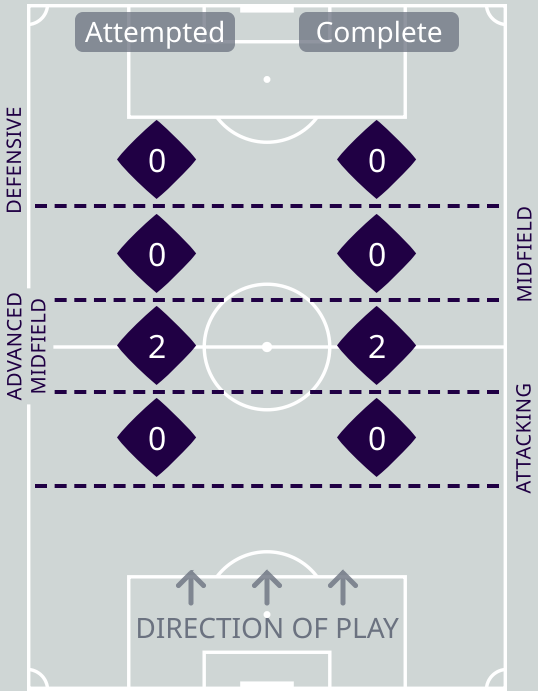
32

Attempted

20

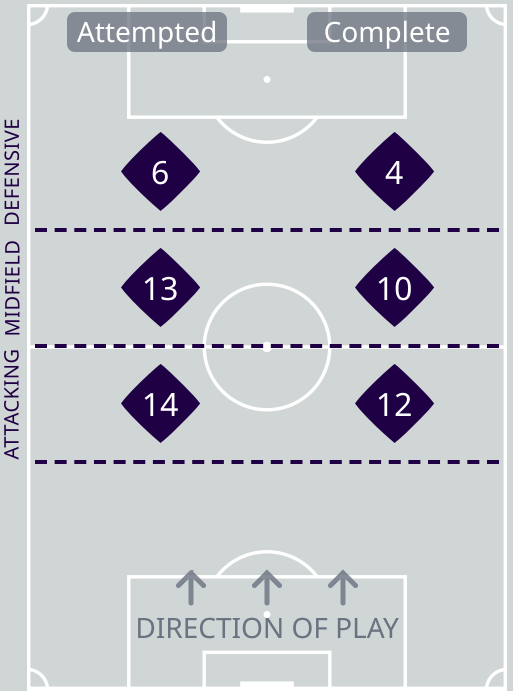
Complete

4 Units



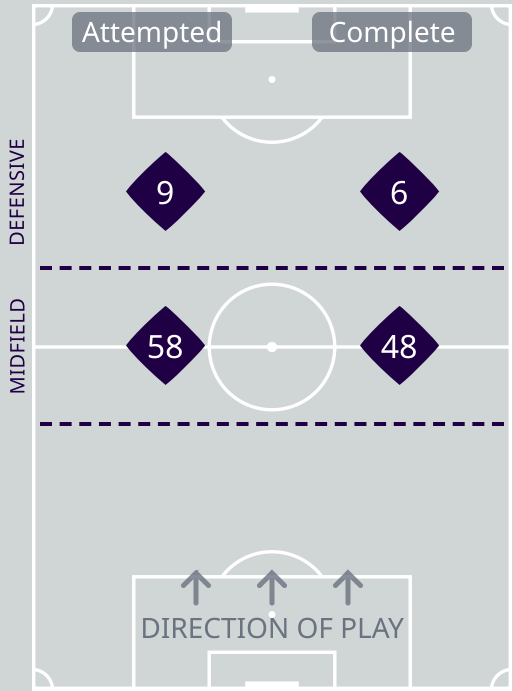
Attempted Line Breaks	2
Inside Shape	1
Outside Shape	1

3 Units



Attempted Line Breaks	33
Inside Shape	16
Outside Shape	17

2 Units



Attempted Line Breaks	67
Inside Shape	31
Outside Shape	36

Line Breaks



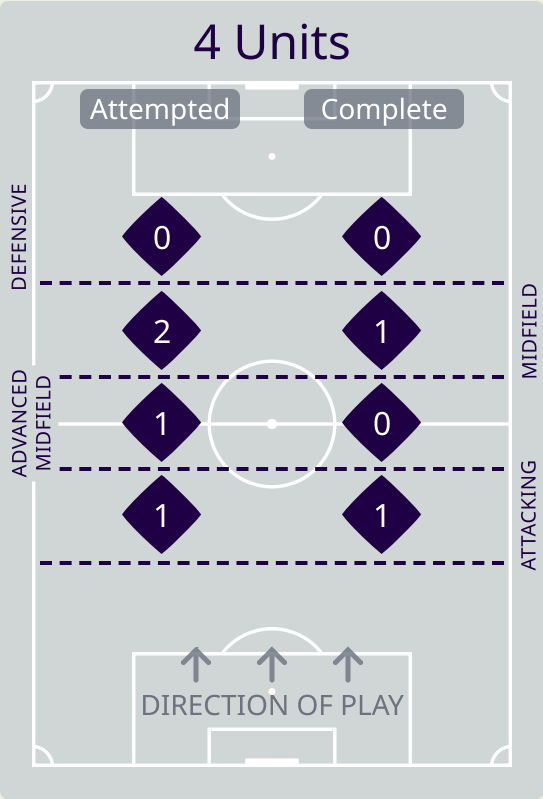
Attempted Line Breaks

55

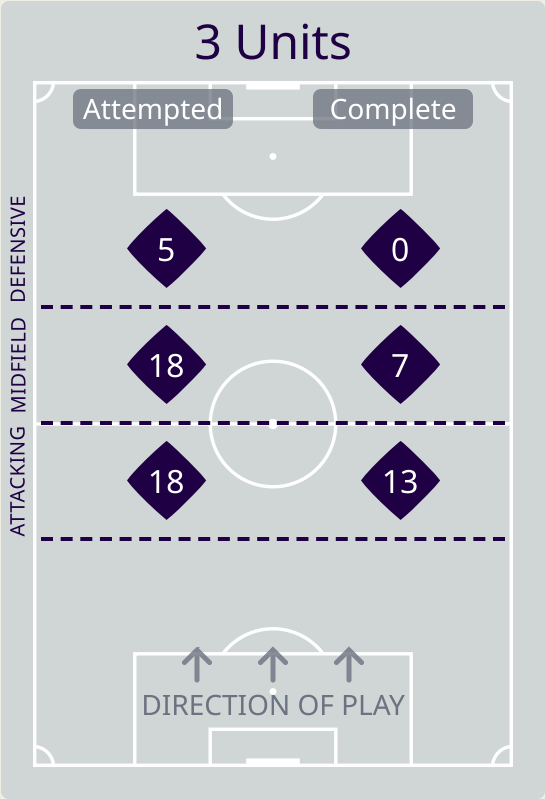
11 Attempted 5 Complete

19 Attempted 14 Complete

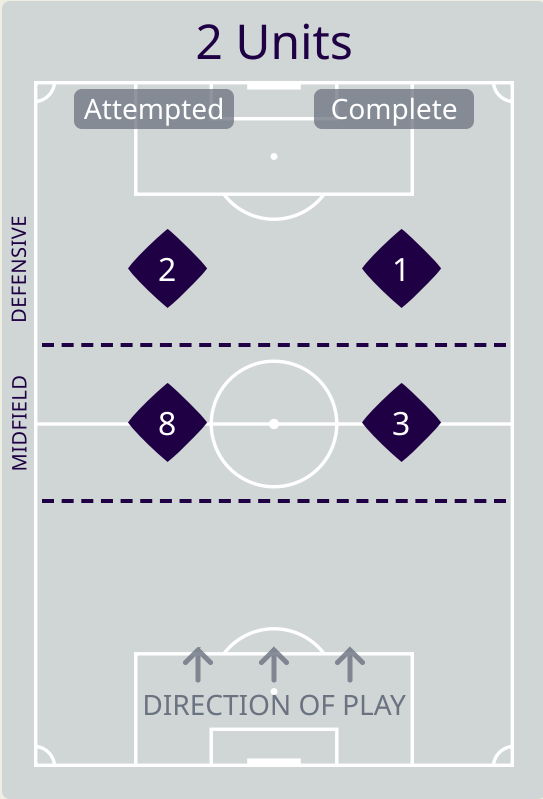
25 Attempted 7 Complete



Attempted Line Breaks	4
Inside Shape	3
Outside Shape	1



Attempted Line Breaks	41
Inside Shape	22
Outside Shape	19



Attempted Line Breaks	10
Inside Shape	7
Outside Shape	3

Line Breaks



					4 Units				3 Units			2 Units		Direction			Distribution Type		
#	Player	Line Breaks Attempted	Line Breaks Completed	Line Break Completion %	Attacking Line	Attacking Midfield Line	Midfield Line	Defensive Line	Attacking Line	Midfield Line	Defensive Line	Midfield Line	Defensive Line	Through	Around	Over	Pass	Cross	Ball Progression
1	RYAN Mathew	3	3	100%	0	1	0	0	2	0	0	0	0	1	1	1	3	0	0
4	ROWLES Kye	7	5	71%	0	1	0	0	1	1	0	4	0	0	3	4	7	0	0
6	BOYLE Martin	5	4	80%	0	0	0	0	0	0	0	5	0	1	4	0	3	0	2
8	METCALFE Connor	0	0	0%	0	0	0	0	0	0	0	0	0	0	0	0	0	0	0
15	DUKE Mitchell	3	2	66%	0	0	0	0	0	0	0	2	1	2	1	0	3	0	0
16	BEHICH Aziz	15	15	100%	0	0	0	0	1	2	2	7	3	3	9	3	15	0	0
17	BACCUS Keanu	16	12	75%	0	0	0	0	1	0	1	12	2	8	3	5	15	1	0
19	SOUTTAR Harry	16	10	62%	0	0	0	0	4	2	1	8	1	3	7	6	16	0	0
22	IRVINE Jackson	10	9	90%	0	0	0	0	1	1	1	7	0	1	7	2	10	0	0
23	GOODWIN Craig	7	5	71%	0	0	0	0	1	2	0	4	0	0	1	6	2	5	0
25	JONES Gethin	6	5	83%	0	0	0	0	1	0	0	4	1	2	4	0	6	0	0
5	BOS Jordan	2	2	100%	0	0	0	0	0	1	0	1	0	0	1	1	1	0	1
7	SILVERA Samuel	4	4	100%	0	0	0	0	1	2	0	1	0	3	0	1	3	0	1
9	FORNAROLI Bruno	2	1	50%	0	0	0	0	0	1	0	1	0	1	0	1	2	0	0
13	ONEILL Aiden	2	2	100%	0	0	0	0	0	1	0	1	0	0	1	1	2	0	0
14	McGREE Riley	4	3	75%	0	0	0	0	1	0	1	1	1	2	1	1	3	0	1

[illegible]

Passing Networks



#	Passes From ↓ to →	RYAN Mathew	ROWLES Kye	BOYLE Martin	METCALFE Connor	DUKE Mitchell	BEHICH Aziz	BACCUS Keanu	SOUTTAR Harry	IRVINE Jackson	GOODWIN Craig	JONES Gethin	BOS Jordan	SILVERA Samuel	FORNAROLI Bruno	ONEILL Aiden	McGREE Riley
1	RYAN Mathew		8	0	0	0	6	1	6	3	0	2	0	0	0	0	0
4	ROWLES Kye	6		0	0	3	21	8	40	12	2	3	1	0	0	1	1
6	BOYLE Martin	0	0		2	1	1	3	5	0	0	3	0	0	0	0	0
8	METCALFE Connor	0	0	3		1	0	1	3	1	0	2	0	0	0	0	0
15	DUKE Mitchell	0	0	2	0		0	2	0	1	4	1	0	0	0	0	0
16	BEHICH Aziz	5	21	3	0	2		12	7	7	15	3	2	0	4	1	1
17	BACCUS Keanu	1	8	4	4	3	14		11	6	5	13	1	2	0	0	0
19	SOUTTAR Harry	6	35	6	2	1	7	15		2	2	14	0	2	0	3	2
22	IRVINE Jackson	0	7	1	0	1	8	7	1		15	1	4	2	0	1	1
23	GOODWIN Craig	0	2	1	1	1	13	5	0	6		1	0	1	0	0	0
25	JONES Gethin	1	7	3	3	3	1	9	16	2	0		0	4	0	1	4
5	BOS Jordan	0	2	0	0	0	3	0	0	1	0	0		1	1	1	1
7	SILVERA Samuel	0	0	0	0	0	1	3	1	0	0	3	1		2	2	5
9	FORNAROLI Bruno	0	0	0	0	0	1	0	0	3	0	0	1	1		0	2
13	ONEILL Aiden	0	0	0	0	0	1	0	3	1	0	2	3	4	1		1
14	McGREE Riley	0	0	0	0	0	1	0	0	2	0	1	2	4	1	2	

Top 5 Player to Player Passers		
Player	Passed To	% of Total Team Passes
ROWLES Kye	SOUTTAR Harry	6.5%
SOUTTAR Harry	ROWLES Kye	5.7%
ROWLES Kye	BEHICH Aziz	3.4%
BEHICH Aziz	ROWLES Kye	3.4%

JONES Gethin	SOUTTAR Harry	2.6%
--------------	---------------	------

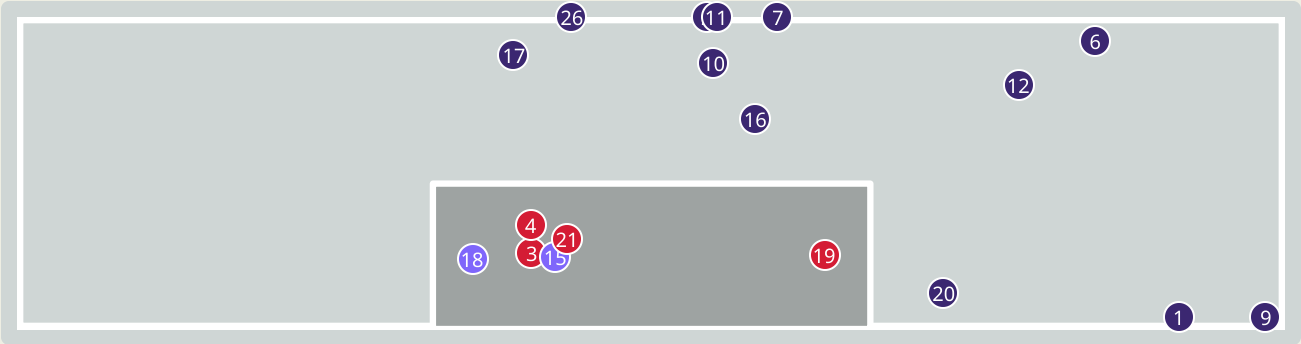
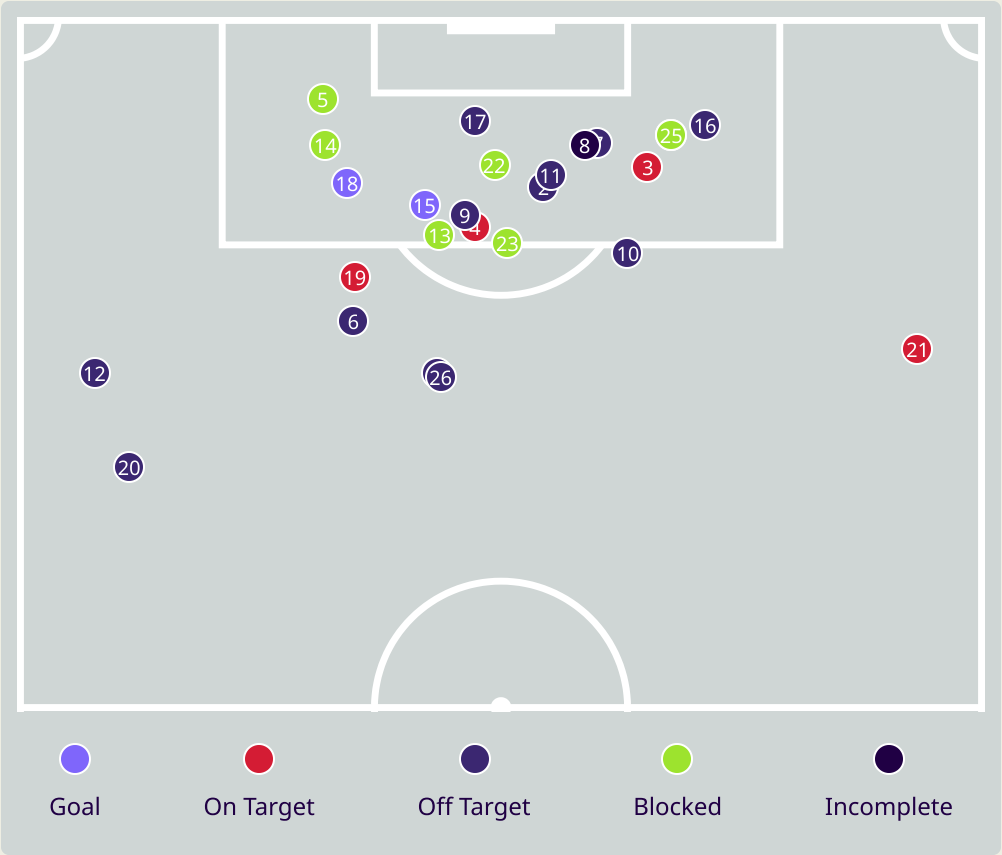
Passing Networks








#	Passes From ↓ to →	SINGH Gurpreet	BHEKE Rahul	BOSE Subhasish	JHINGAN Sandesh	WANGJAM Suresh	SINGH Manvir	CHHETRI Sunil	CHHANGTE Lallianzuala	APUIA RALTE Lalengmawia	POOJARY Nikhil	TANGRI Deepak	MISHRA Akash	THAPA Anirudh	COLACO Liston	MAHESH Naorem	PARTAP SINGH Vikram
1	SINGH Gurpreet		15	1	6	0	0	1	2	1	2	0	1	0	0	0	0
2	BHEKE Rahul	10		10	6	0	1	0	3	5	0	1	1	0	0	0	1
3	BOSE Subhasish	0	4		0	0	0	0	5	5	0	0	0	0	0	0	0
5	JHINGAN Sandesh	6	5	0		1	1	0	0	2	7	3	0	3	0	0	0
8	WANGJAM Suresh	1	0	0	1		1	0	1	1	0	1	0	0	0	0	0
9	SINGH Manvir	0	0	0	2	1		0	0	0	4	3	0	1	0	0	0
11	CHHETRI Sunil	0	0	0	1	0	1		1	0	0	1	0	0	1	0	0
17	CHHANGTE Lallianzuala	0	0	4	0	0	0	1		4	0	1	1	0	0	0	0
19	APUIA RALTE Lalengmawia	2	9	4	3	3	0	0	1		0	2	0	2	0	0	0
21	POOJARY Nikhil	0	0	0	5	1	1	0	0	0		0	0	2	0	0	0
25	TANGRI Deepak	0	3	4	1	0	0	0	1	1	4		0	0	0	0	0
6	MISHRA Akash	1	0	0	0	0	0	0	1	0	0	0		0	1	2	0
7	THAPA Anirudh	0	0	0	2	0	2	0	0	2	2	0	0		1	0	0
12	COLACO Liston	0	0	0	0	0	0	1	0	0	0	0	1	1		1	0
14	MAHESH Naorem	0	0	0	0	0	0	0	0	0	0	0	0	0	1		0
24	PARTAP SINGH Vikram	0	0	0	0	0	0	0	0	0	0	0	0	0	0	0	

Top 5 Player to Player Passers		
Player	Passed To	% of Total Team Passes
SINGH Gurpreet	BHEKE Rahul	7.1%
BHEKE Rahul	SINGH Gurpreet	4.8%
BHEKE Rahul	BOSE Subhasish	4.8%
APUIA RALTE Lalengmawia	BHEKE Rahul	4.3%
JHINGAN Sandesh	POOJARY Nikhil	3.3%

Attempts at Goal



Key	Outcome	Shots
	Goals	2
	On Target	4
	Off Target	12
	Blocked	7
	Incomplete	1

Attempts at Goal




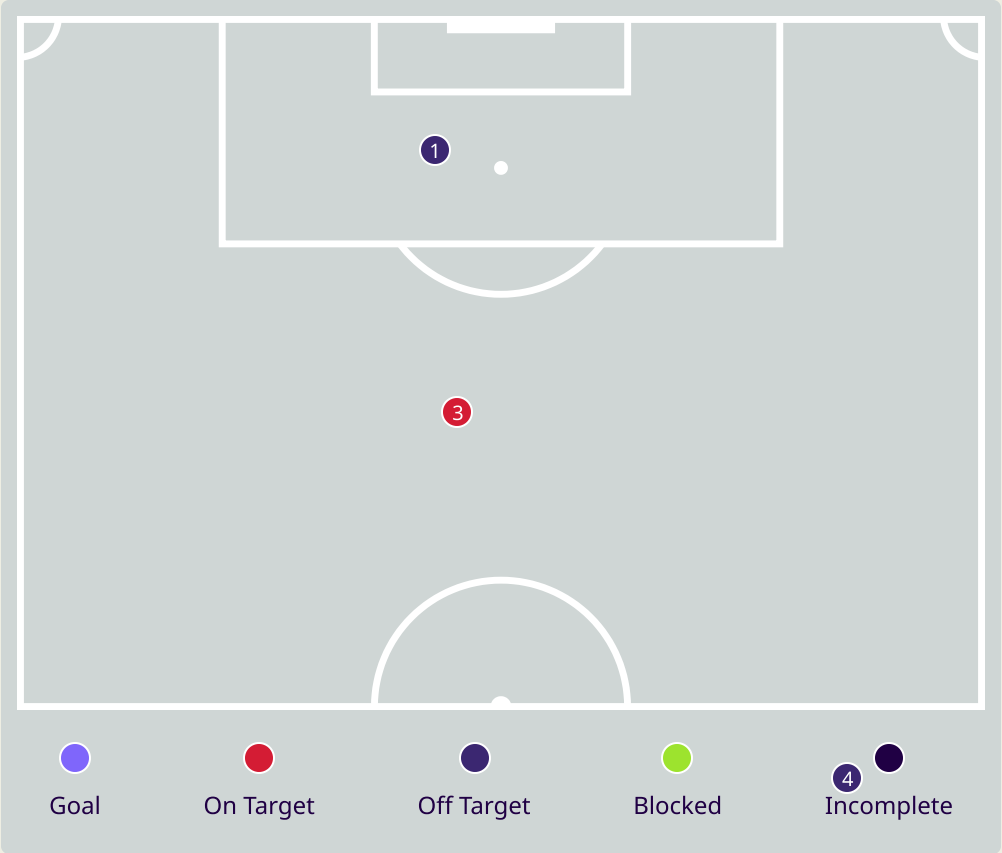
Time	Player	Outcome	Body Part	Delivery Type
5	16 BEHICH Aziz	Off Target	Left Foot	Pass
10	15 DUKE Mitchell	Off Target	Head	Freekick
13	6 BOYLE Martin	On Target - Saved	Head	Pass
20	8 METCALFE Connor	On Target - Saved	Right Foot	Pass
20	23GOODWIN Craig	Incomplete - Blocked	Left Foot	Loose Ball
21	17 BACCUS Keanu	Off Target	Right Foot	Pass
31	6 BOYLE Martin	Off Target	Right Foot	Cross
34	15 DUKE Mitchell	Incomplete - Defensive Event	Right Foot	Cross
37	8 METCALFE Connor	Deflected Off Target - Defensive Event	Left Foot	Loose Ball
38	17 BACCUS Keanu	Off Target	Right Foot	Loose Ball
41	8 METCALFE Connor	Deflected Off Target - Defensive Event	Head	Cross
47	22IRVINE Jackson	Off Target	Right Foot	Pass
48	22IRVINE Jackson	Incomplete - Blocked	Right Foot	Cross
49	23GOODWIN Craig	Incomplete - Blocked	Right Foot	Pass
49	22IRVINE Jackson	On Target - Goal	Left Foot	Loose Ball
54	16 BEHICH Aziz	Deflected Off Target - Defensive Event	Left Foot	Loose Ball
59	19 SOUTTAR Harry	Off Target	Head	Corner

Attempts at Goal



Time	Player	Outcome	Body Part	Delivery Type
72	5 BOS Jordan	On Target - Goal	Left Foot	Pass
81	9 FORNAROLI Bruno	On Target - Saved	Right Foot	Freekick
87	5 BOS Jordan	Off Target	Left Foot	Pass
89	7 SILVERA Samuel	On Target - Saved	Right Foot	Pass
95	9 FORNAROLI Bruno	Incomplete - Blocked	Left Foot	Loose Ball
95	22 IRVINE Jackson	Incomplete - Blocked	Right Foot	Loose Ball
95	7 SILVERA Samuel	Incomplete - Blocked	Right Foot	Loose Ball
95	7 SILVERA Samuel	Incomplete - Blocked	Left Foot	Other
95	16 BEHICH Aziz	Off Target	Left Foot	Loose Ball

Attempts at Goal



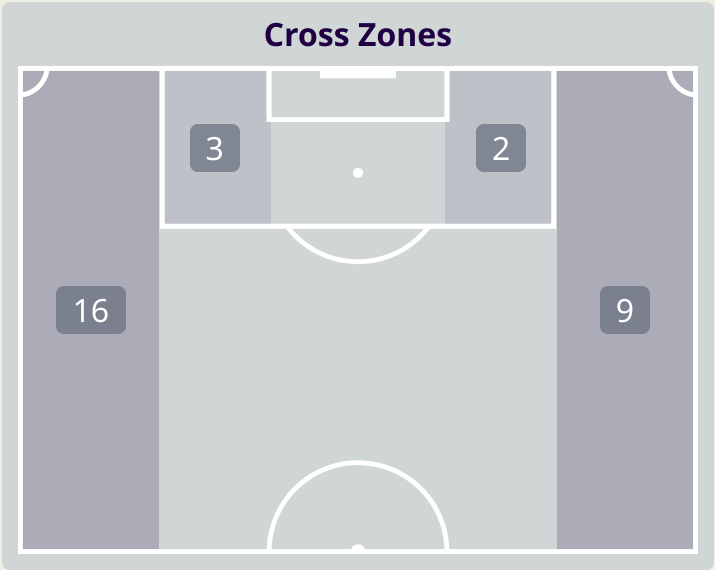
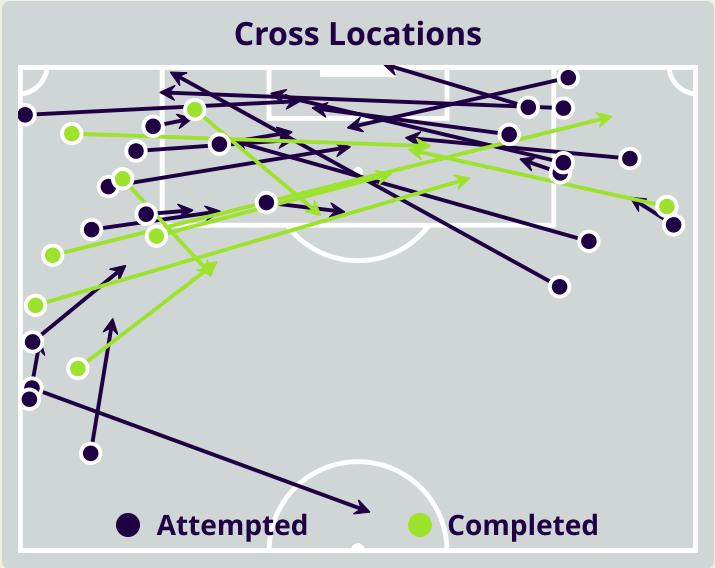
Key	Outcome	Shots
	Goals	0
	On Target	1
	Off Target	2
	Blocked	0
	Incomplete	1

Attempts at Goal

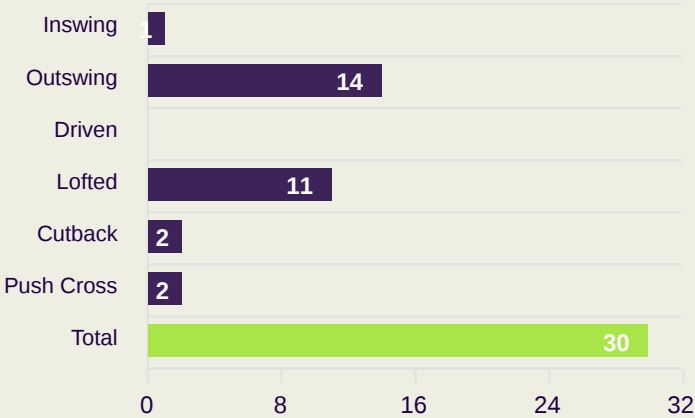


Time	Player	Outcome	Body Part	Delivery Type
15	11 CHHETRI Sunil	Off Target	Head	Cross
33	1 SINGH Gurpreet	Incomplete - Player On Ball Error	Right Foot	Other
45	8 WANGJAM Suresh	On Target - Saved	Right Foot	Loose Ball
85	12 COLACO Liston	Deflected Off Target - Saved	Left Foot	Ball Progression

Crosses (Open Play)



Delivery Type



Attempted

30

Completed

8

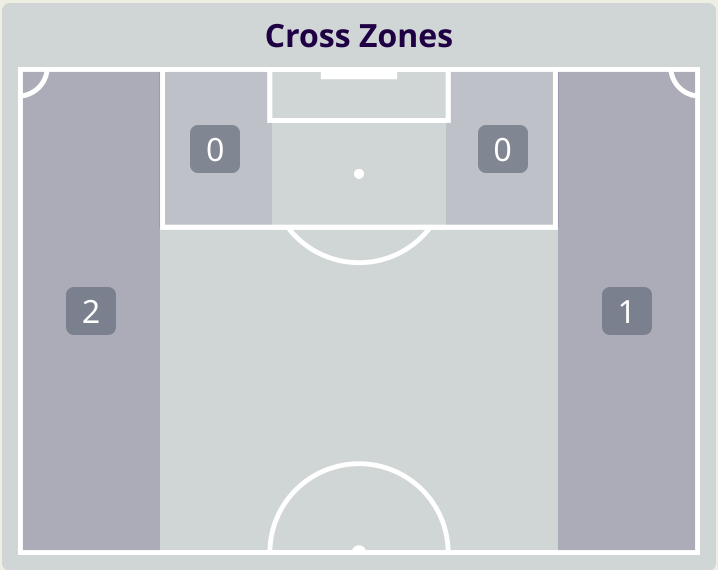
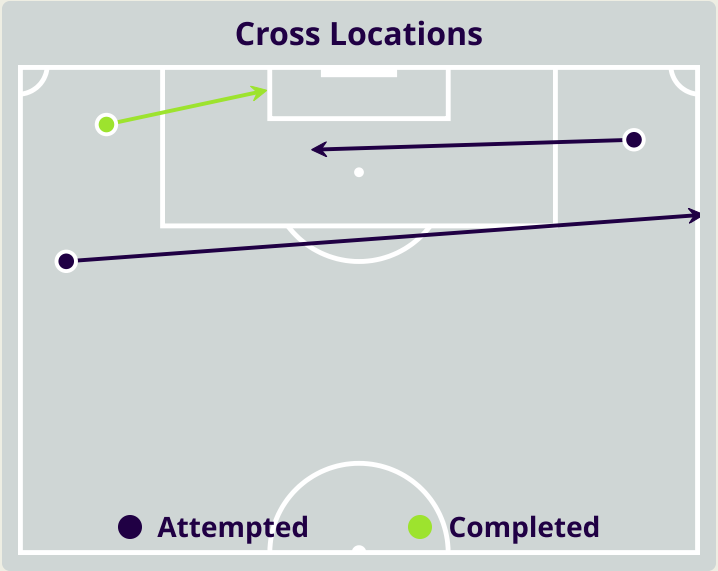
Most Crosses Attempted

11

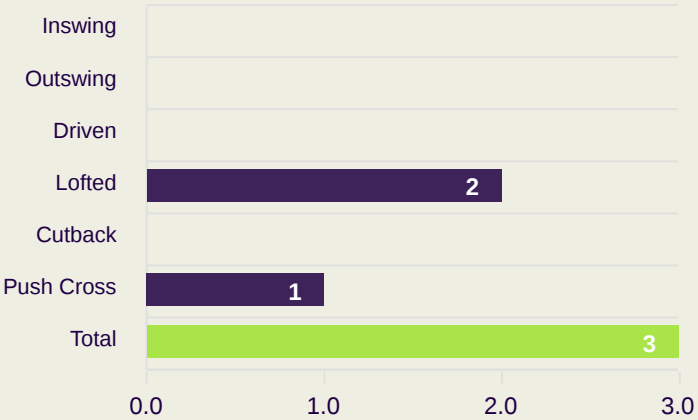
GOODWIN Craig
ATTACKING MIDFIELD LEFT

#	Player	Inswing	Outswing	Driven	Lofted	Cutback	Push Cross	Total Attempted
1	RYAN Mathew	0	0	0	0	0	0	0
4	ROWLES Kye	0	0	0	0	0	0	0
6	BOYLE Martin	0	4	0	1	0	1	6
8	METCALFE Connor	0	0	0	1	0	0	1
15	DUKE Mitchell	0	1	0	1	0	0	2
16	BEHICH Aziz	0	2	0	1	0	0	3
17	BACCUS Keanu	0	0	0	2	0	0	2
19	SOUTTAR Harry	0	0	0	0	0	0	0
22	IRVINE Jackson	0	0	0	1	0	0	1
23	GOODWIN Craig	1	6	0	2	1	1	11
25	JONES Gethin	0	0	0	1	0	0	1
5	BOS Jordan	0	1	0	0	1	0	2
7	SILVERA Samuel	0	0	0	1	0	0	1
9	FORNAROLI Bruno	0	0	0	0	0	0	0
13	ONEILL Aiden	0	0	0	0	0	0	0
14	McGREE Riley	0	0	0	0	0	0	0

Crosses (Open Play)



Delivery Type



Attempted

3

Completed

1

Most Crosses Attempted

2

CHHANGTE Lallianzuala
LEFT WINGER

#	Player	Inswing	Outswing	Driven	Lofted	Cutback	Push Cross	Total Attempted
1	SINGH Gurpreet	0	0	0	0	0	0	0
2	BHEKE Rahul	0	0	0	0	0	0	0
3	BOSE Subhasish	0	0	0	0	0	0	0
5	JHINGAN Sandesh	0	0	0	0	0	0	0
8	WANGJAM Suresh	0	0	0	0	0	0	0
9	SINGH Manvir	0	0	0	0	0	0	0
11	CHHETRI Sunil	0	0	0	0	0	0	0
17	CHHANGTE Lallianzuala	0	0	0	1	0	1	2
19	APUIA RALTE Lalengmawia	0	0	0	0	0	0	0
21	POOJARY Nikhil	0	0	0	1	0	0	1
25	TANGRI Deepak	0	0	0	0	0	0	0
6	MISHRA Akash	0	0	0	0	0	0	0
7	THAPA Anirudh	0	0	0	0	0	0	0
12	COLACO Liston	0	0	0	0	0	0	0
14	MAHESH Naorem	0	0	0	0	0	0	0
24	PARTAP SINGH Vikram	0	0	0	0	0	0	0

Offering to Receive



547

Total Offers Made

217

Total Offers Received

Most Offers

67

IRVINE Jackson

DEFENSIVE MIDFIELD CENTRE LEFT

278

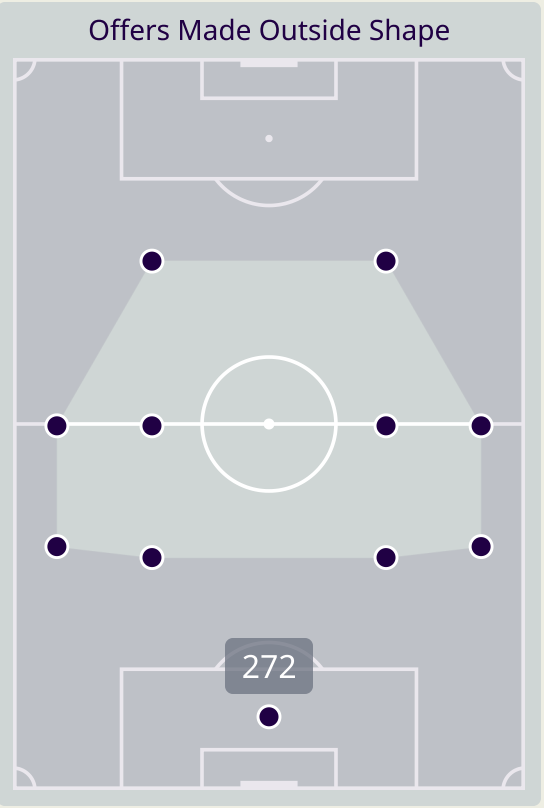
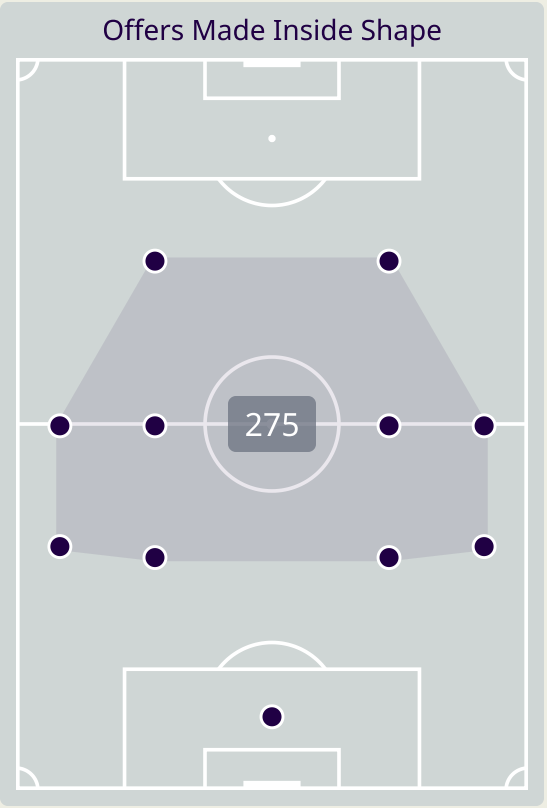
Offers Made in Final Third

204

Offers Made in Middle Third

65

Offers Made in Defensive Third



#	Player	Offers Made	Offers Received	% Made & Received
1	RYAN Mathew	11	3	27.3%
4	ROWLES Kye	50	20	40%
6	BOYLE Martin	51	14	27.5%
8	METCALFE Connor	29	4	13.8%
15	DUKE Mitchell	39	15	38.5%
16	BEHICH Aziz	52	24	46.2%
17	BACCUS Keanu	65	27	41.5%
19	SOUTTAR Harry	10	7	70%
22	IRVINE Jackson	67	32	47.8%
23	GOODWIN Craig	32	19	59.4%
25	JONES Gethin	46	23	50%
5	BOS Jordan	21	7	33.3%
7	SILVERA Samuel	10	5	50%
9	FORNAROLI Bruno	16	3	18.8%
13	ONEILL Aiden	14	4	28.6%
14	McGREE Riley	34	10	29.4%

Offering to Receive



206

Total Offers Made

80

Total Offers Received

Most Offers

39

APUIA RALTE Lalengmawia

CENTRE MIDFIELD

35

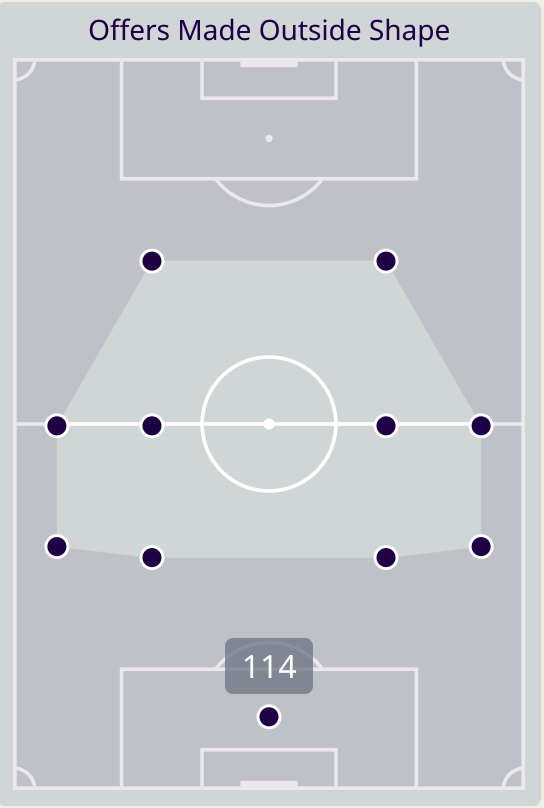
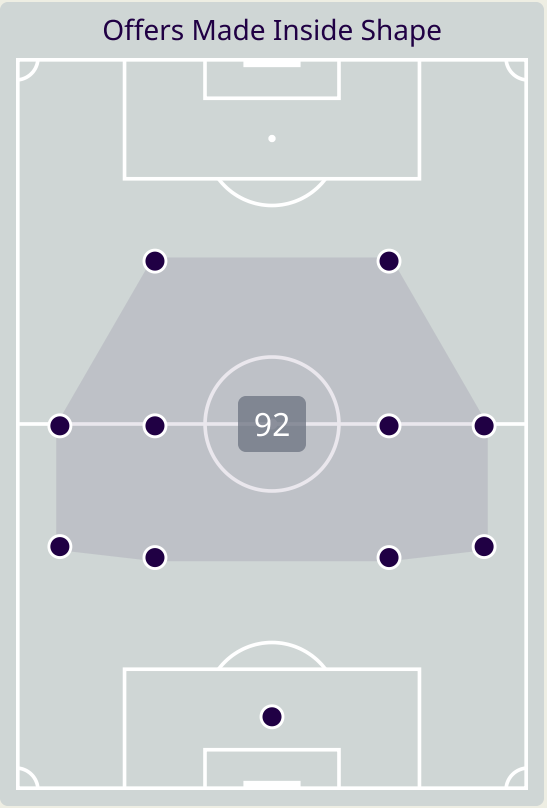
Offers Made in Final Third

98

Offers Made in Middle Third

73

Offers Made in Defensive Third



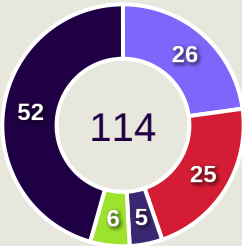
#	Player	Offers Made	Offers Received	% Made & Received
1	SINGH Gurpreet	8	5	62.5%
2	BHEKE Rahul	3	2	66.7%
3	BOSE Subhasish	14	11	78.6%
5	JHINGAN Sandesh	11	6	54.5%
8	WANGJAM Suresh	19	5	26.3%
9	SINGH Manvir	13	3	23.1%
11	CHHETRI Sunil	18	0	0%
17	CHHANGTE Lallianzuala	22	9	40.9%
19	APUIA RALTE Lalengmawia	39	15	38.5%
21	POOJARY Nikhil	9	3	33.3%
25	TANGRI Deepak	25	8	32%
6	MISHRA Akash	3	3	100%
7	THAPA Anirudh	9	5	55.6%
12	COLACO Liston	9	4	44.4%
14	MAHESH Naorem	2	1	50%
24	PARTAP SINGH Vikram	2	0	0%

Movement to Receive

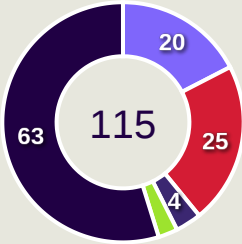


Movement Types by Phase

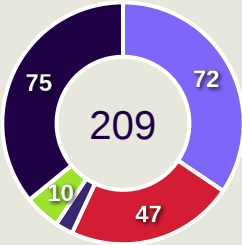
Final Third Phase



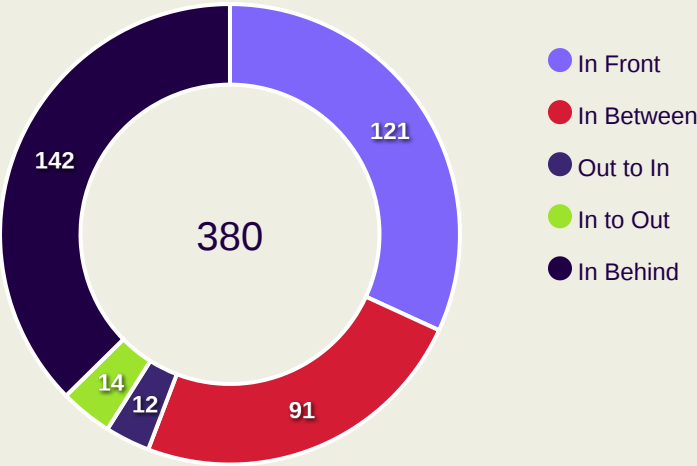
Progression Phase



Build Up Phase



All Movement Types

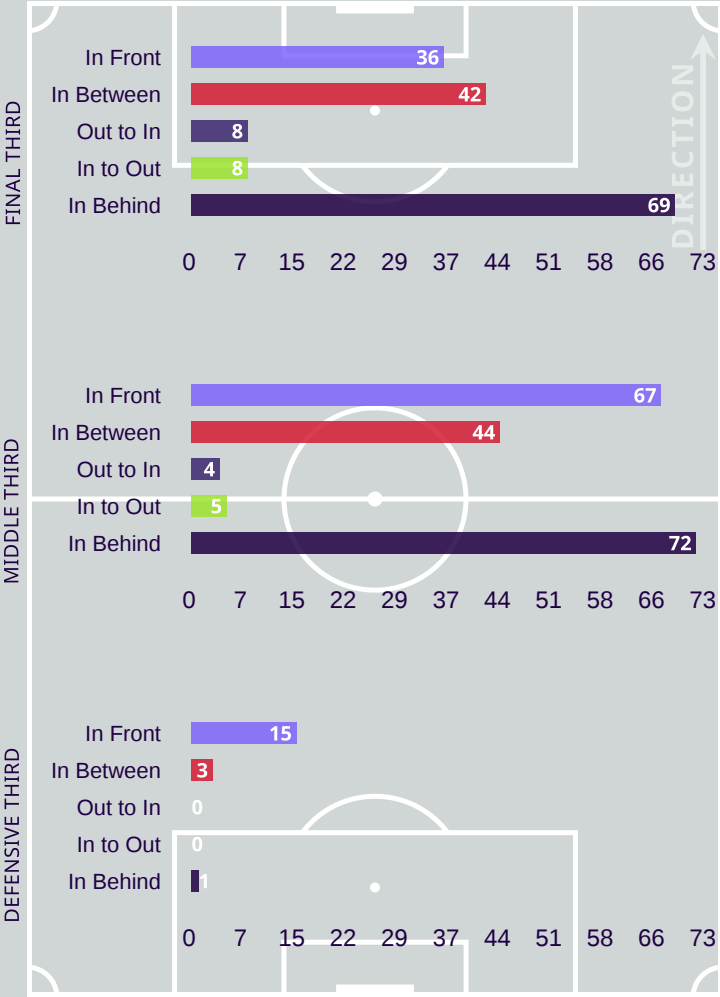


- In Front
- In Between
- Out to In
- In to Out
- In Behind

Top Ranked Players

Type	Player	Movements
In Front	17 BACCUS Keanu	37
In Between	15 DUKE Mitchell	17
Out to In	22 IRVINE Jackson	5
In to Out	22 IRVINE Jackson	6
In Behind	6 BOYLE Martin	25

Movement Types Pitch Third

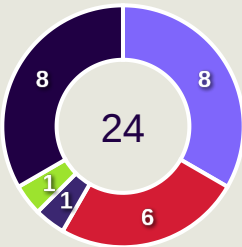


Movement to Receive

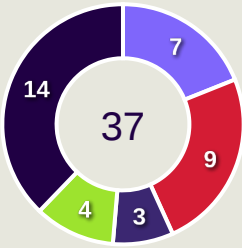


Movement Types by Phase

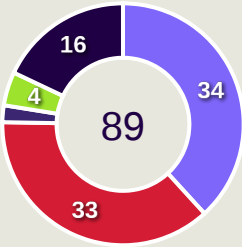
Final Third Phase



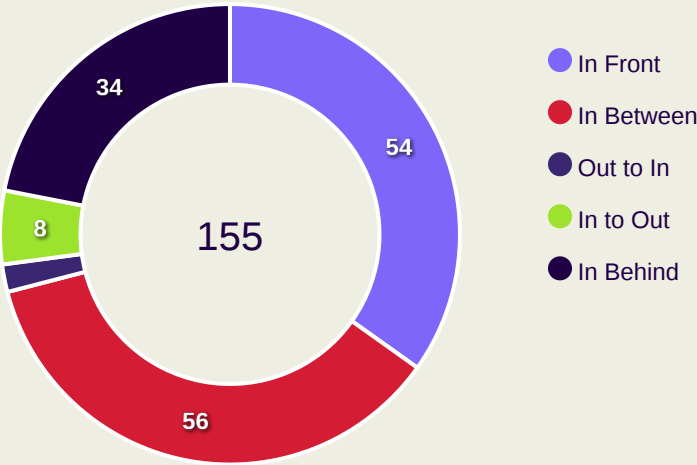
Progression Phase



Build Up Phase



All Movement Types

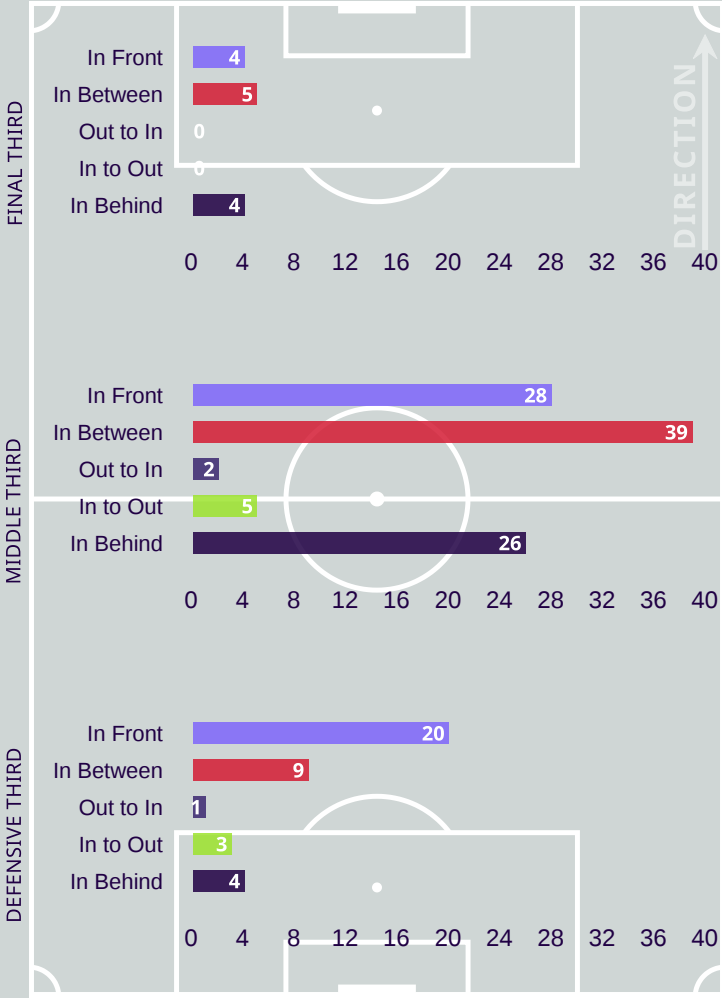


- In Front
- In Between
- Out to In
- In to Out
- In Behind

Top Ranked Players

Type	Player	Movements
In Front	19 APUIA RALTE Lalengmawia	16
In Between	19 APUIA RALTE Lalengmawia	16
Out to In	8 WANGJAM Suresh	1
In to Out	8 WANGJAM Suresh	2
In Behind	17 CHHANGTE Lallianzuala	11

Movement Types Pitch Third



OUT OF POSSESSION



Australia v India

Defensive Actions

53

Forced Turnovers

34

Possession Regained

6

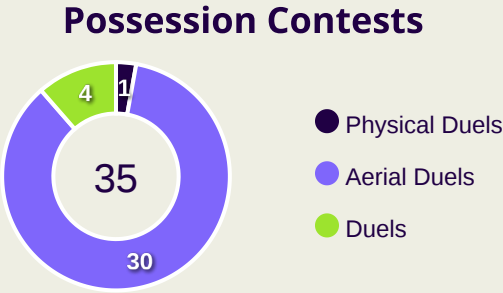
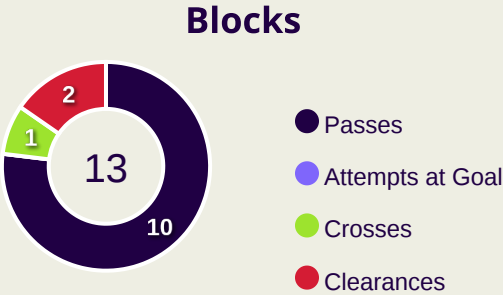
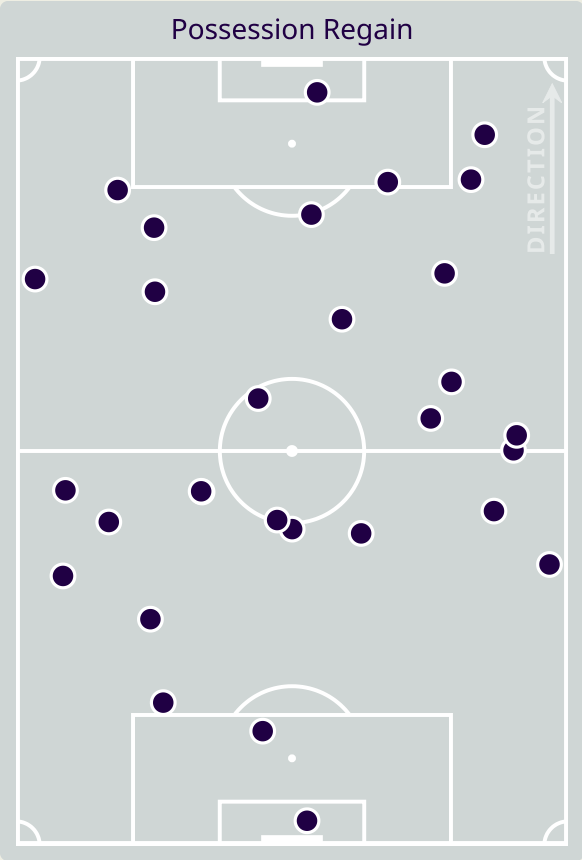
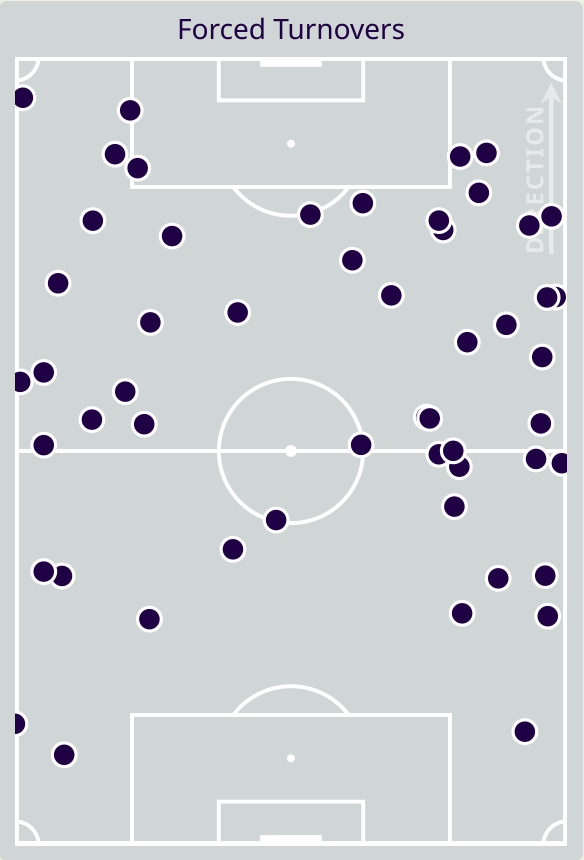
Interceptions

25

Tackles

11.73

Possession Actions / Defensive Action



Most Possession Regains

6

SOUTTAR Harry

RIGHT CENTRE BACK



#	Player	Total Possession Regains
1	RYAN Mathew	4
4	ROWLES Kye	4
6	BOYLE Martin	2
8	METCALFE Connor	1
15	DUKE Mitchell	2
16	BEHICH Aziz	1
17	BACCUS Keanu	2
19	SOUTTAR Harry	6
22	IRVINE Jackson	1
23	GOODWIN Craig	2
25	JONES Gethin	2
5	BOS Jordan	2
7	SILVERA Samuel	3
9	FORNAROLI Bruno	1
13	ONEILL Aiden	0
14	McGREE Riley	1

Defensive Actions

64

Forced Turnovers

54

Possession Regained

2

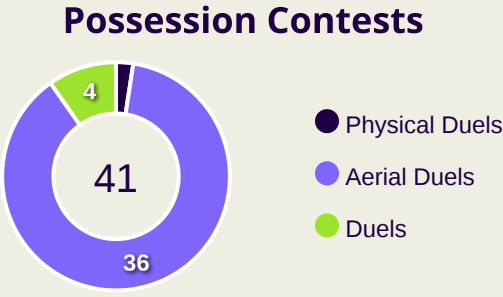
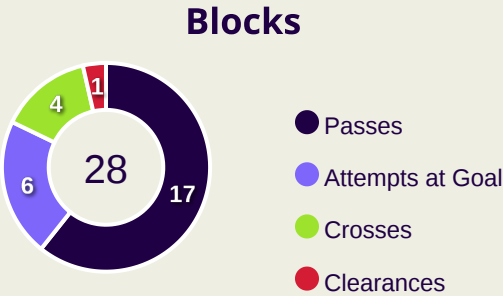
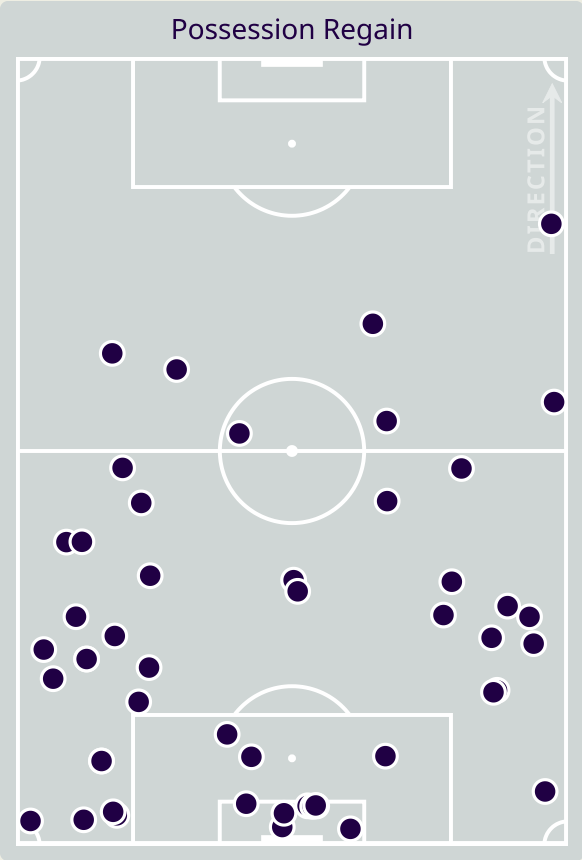
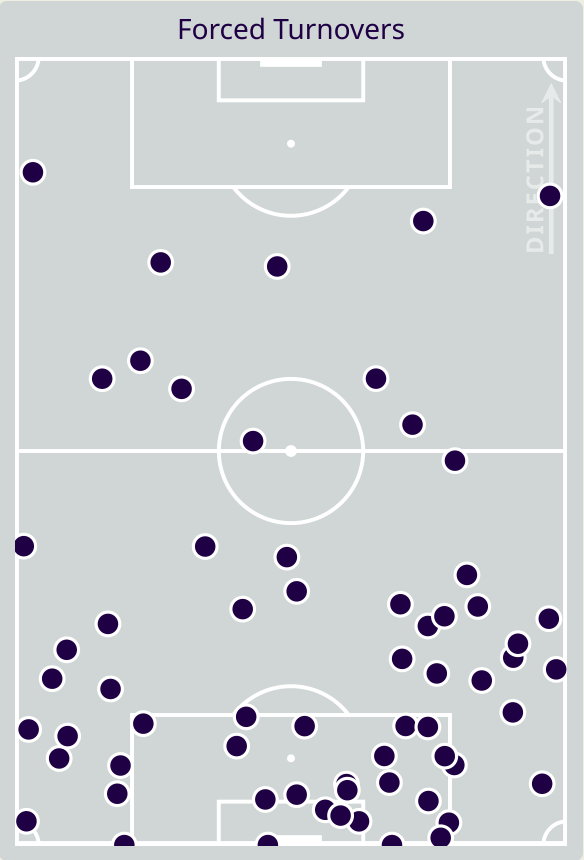
Interceptions

33

Tackles

1.79

Possession Actions / Defensive Action



Most Possession Regains

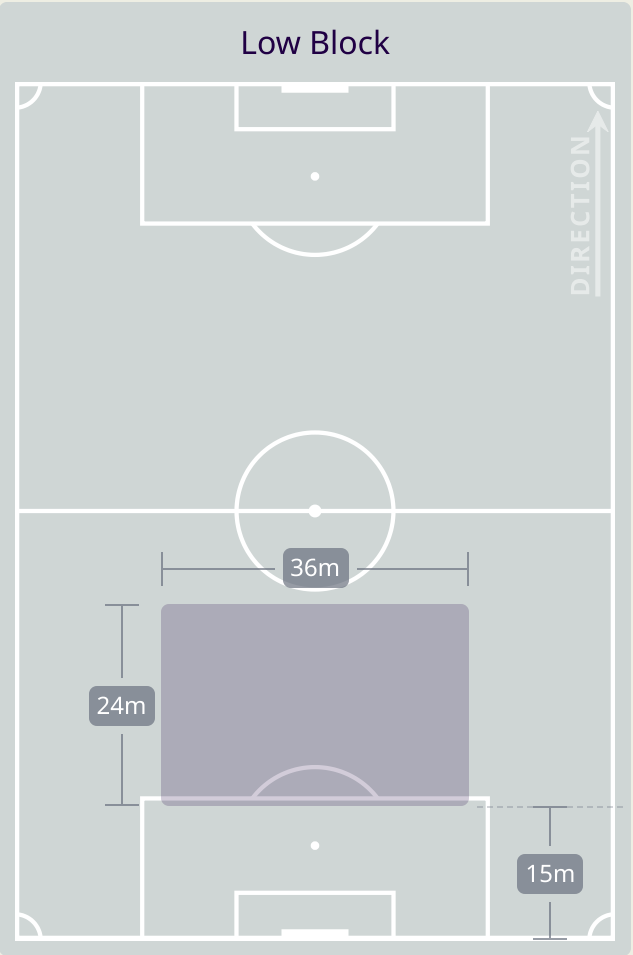
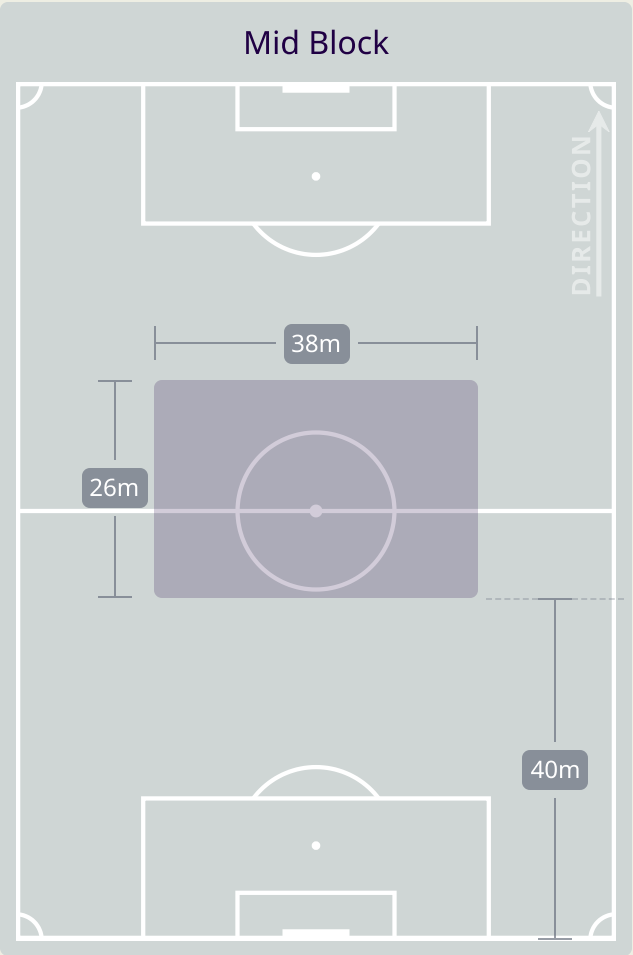
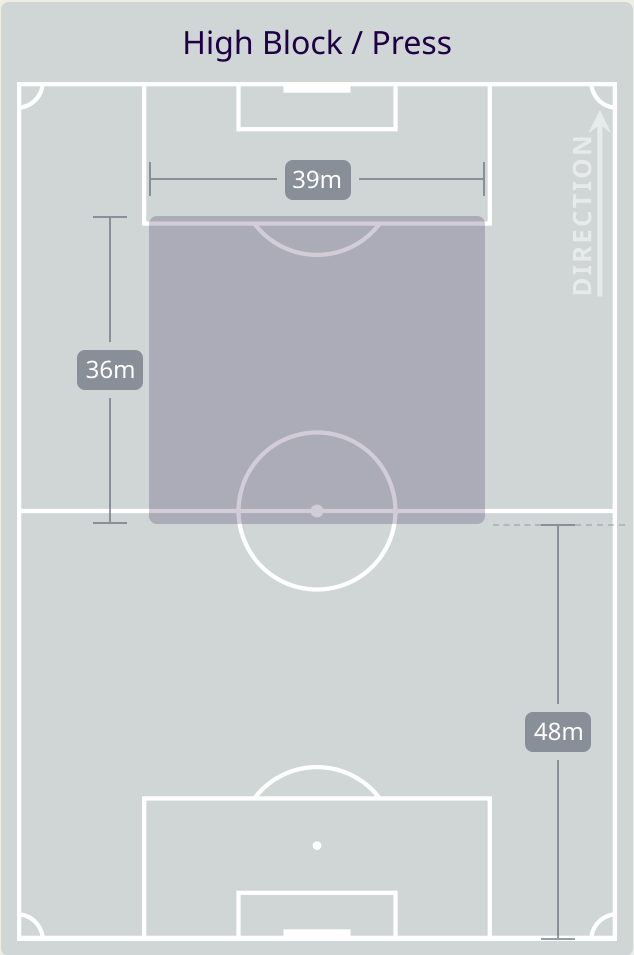
13

SINGH Gurpreet
GOALKEEPER

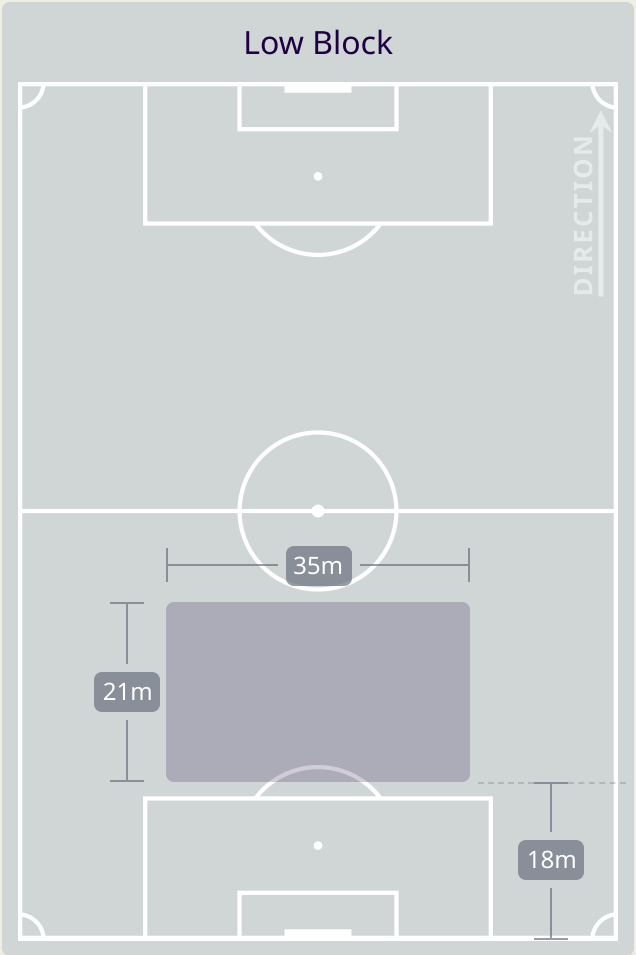
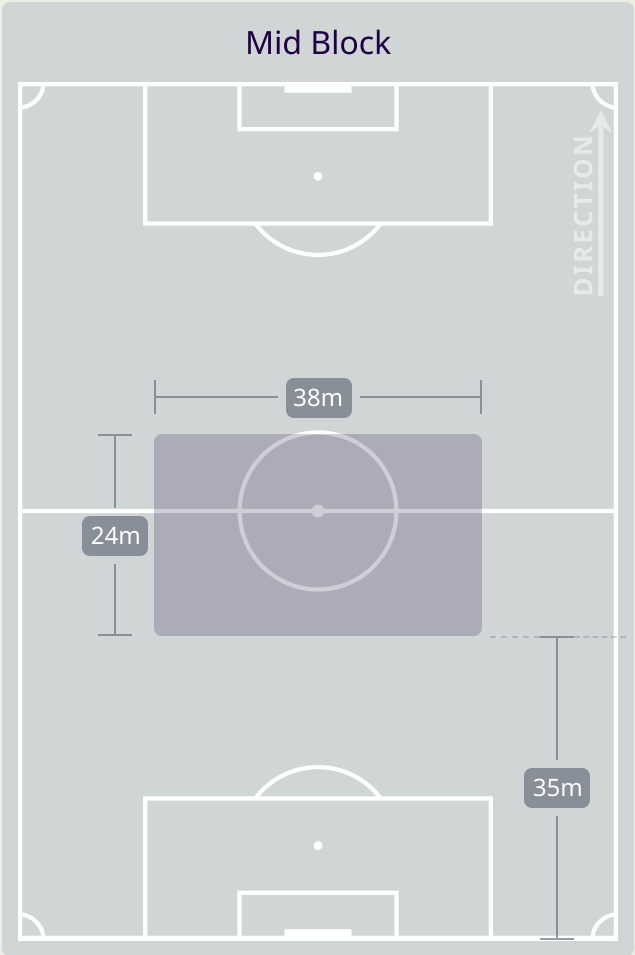
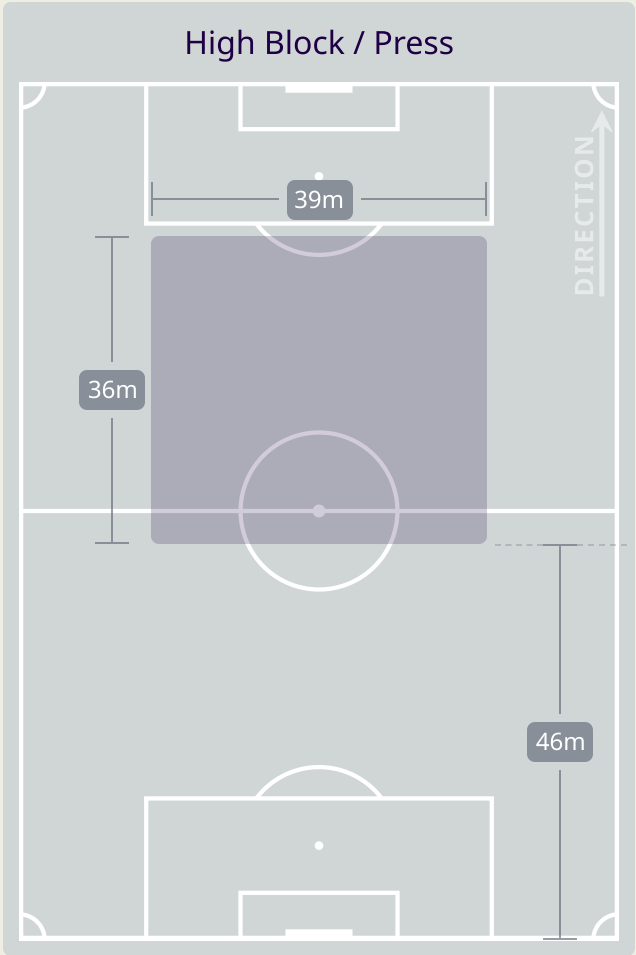


#	Player	Total Possession Regains
1	SINGH Gurpreet	13
2	BHEKE Rahul	7
3	BOSE Subhasish	2
5	JHINGAN Sandesh	2
8	WANGJAM Suresh	2
9	SINGH Manvir	3
11	CHHETRI Sunil	1
17	CHHANGTE Lallianzuala	1
19	APUIA RALTE Lalengmawia	3
21	POOJARY Nikhil	10
25	TANGRI Deepak	8
6	MISHRA Akash	0
7	THAPA Anirudh	1
12	COLACO Liston	0
14	MAHESH Naorem	1
24	PARTAP SINGH Vikram	0

Defensive Line Height & Team Length



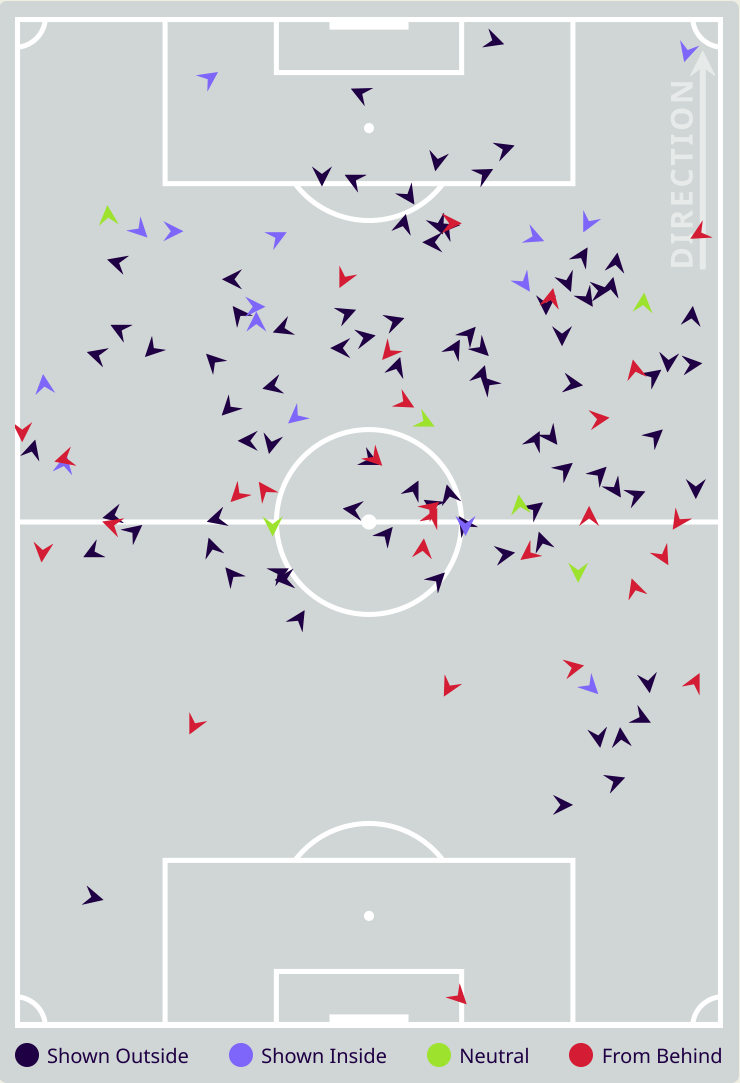
Defensive Line Height & Team Length



Defensive Pressure



Australia



132	Total Pressures	368
35	Direct Pressures	69
1.52s	Avg Pressure Duration	1.6s
53	Forced Turnovers	64
7.35s	Ball Recovery Time	14.55s
75	Pushing on into Pressing	145
164	Pushing on	342
15	Pressing Direction Inside	46
83	Pressing Direction Outside	233

Most Direct Pressures

8

BACCUS Keanu

DEFENSIVE MIDFIELD CENTRE
RIGHT

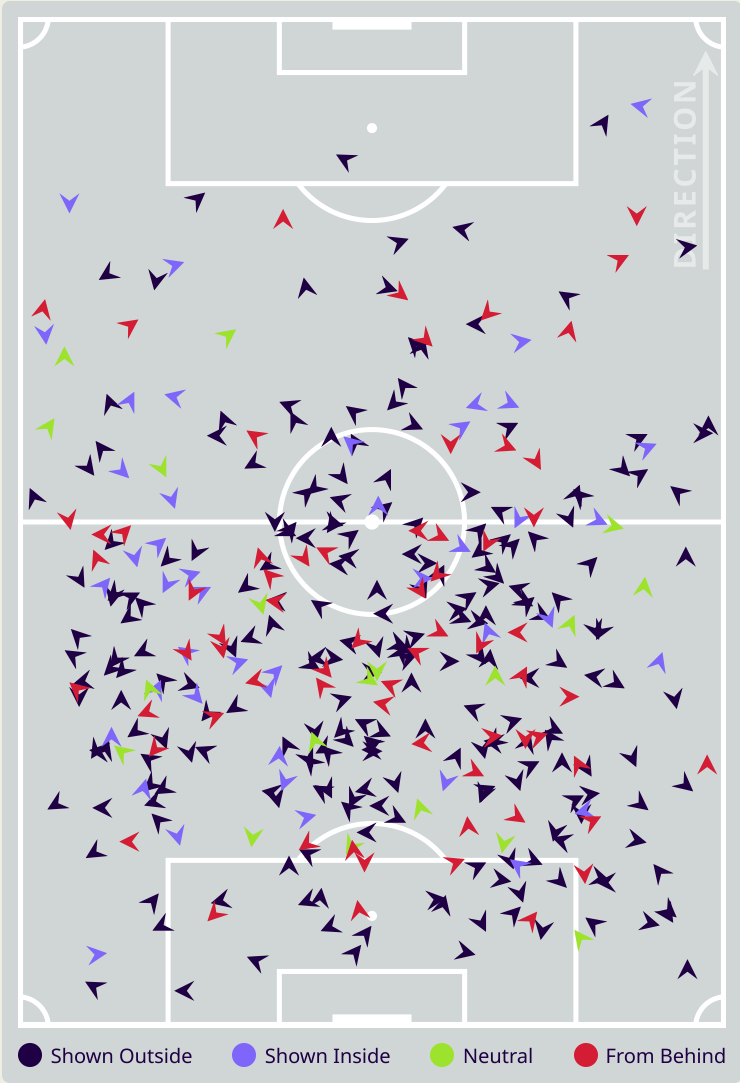
Most Direct Pressures

13

TANGRI Deepak

RIGHT MIDFIELD

India



GOALKEEPING



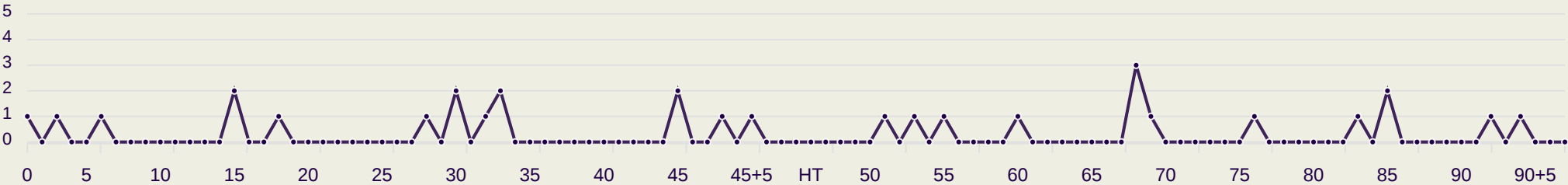
Australia v India

Goalkeeping Involvement



Australia

Australia GK Involvement Timeline



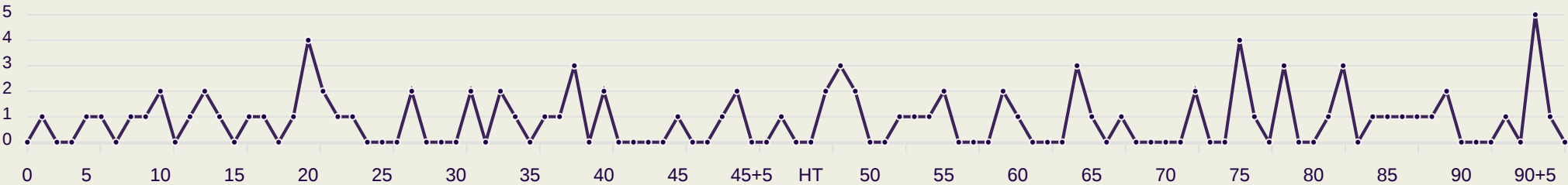
32

Total Involvements



India

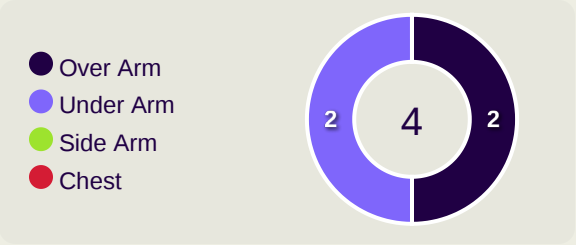

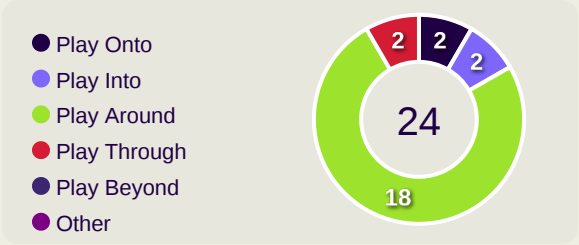
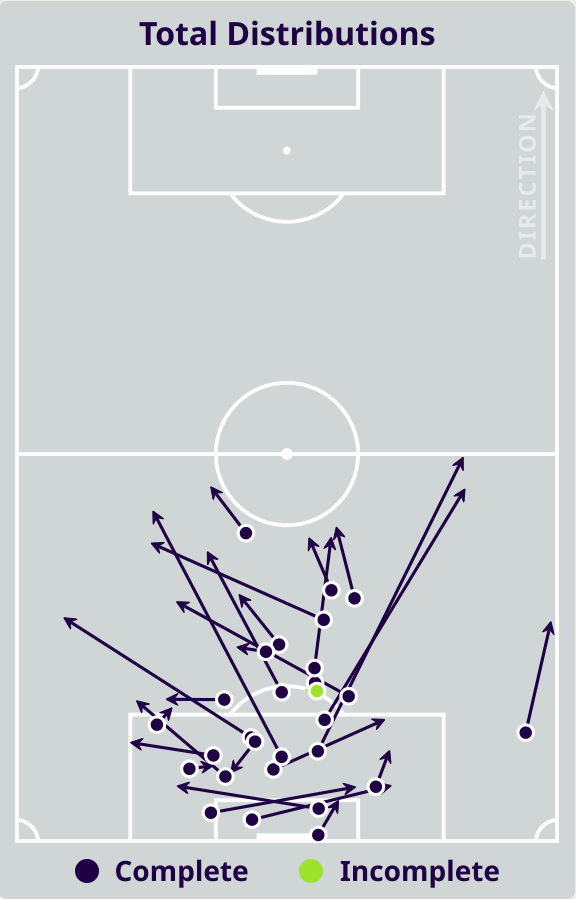
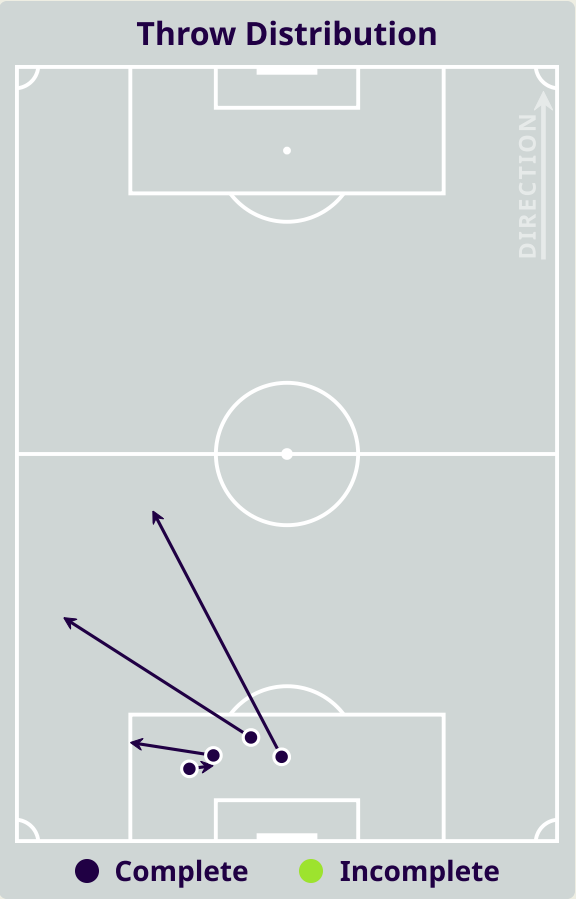
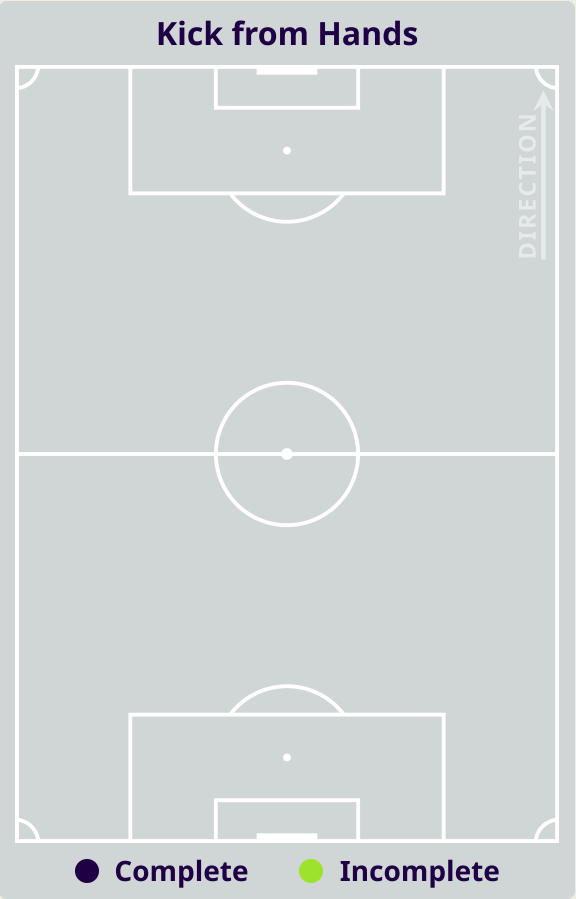
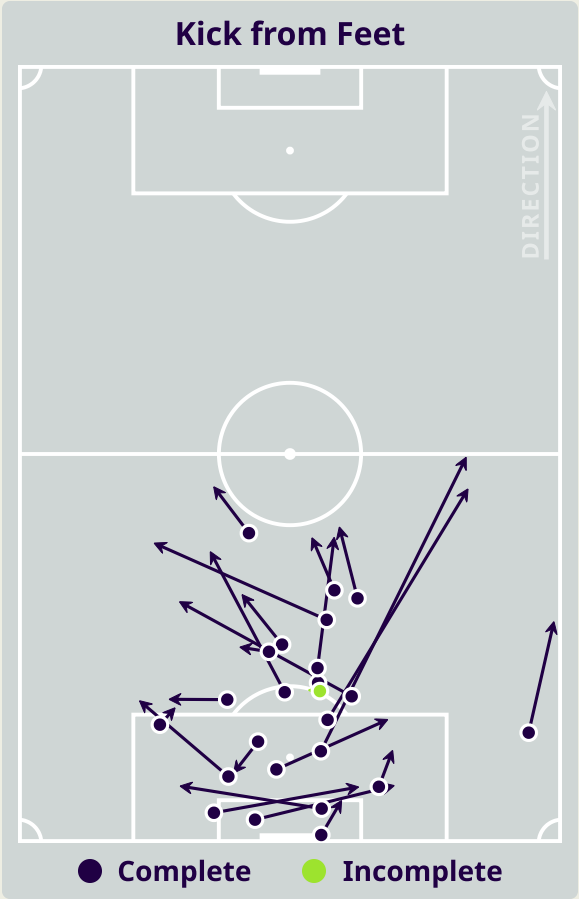
India GK Involvement Timeline



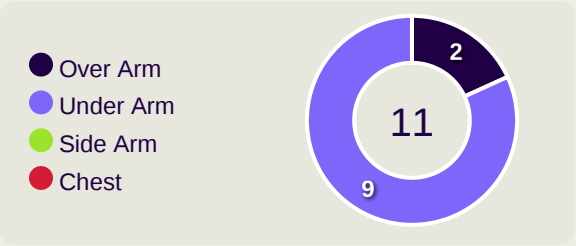
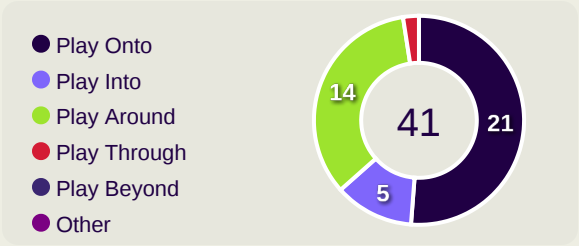
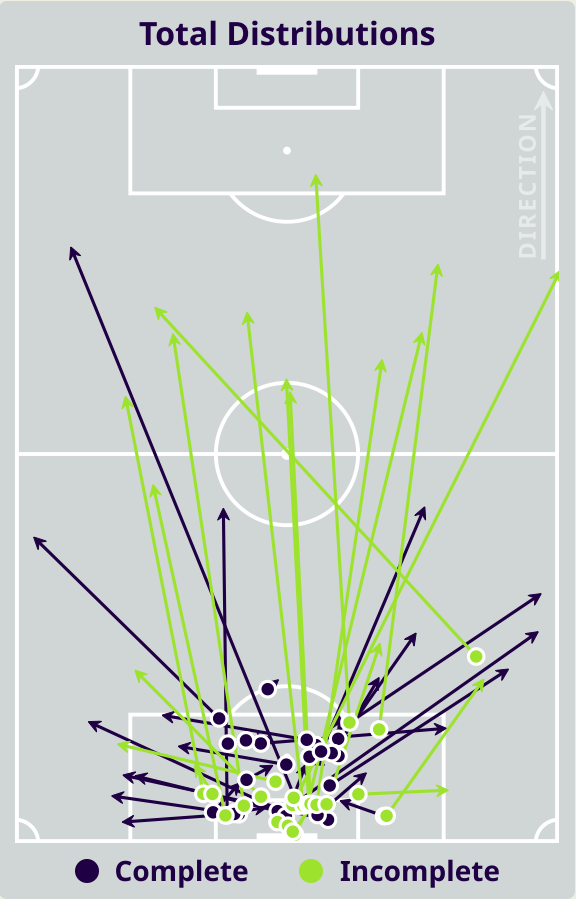
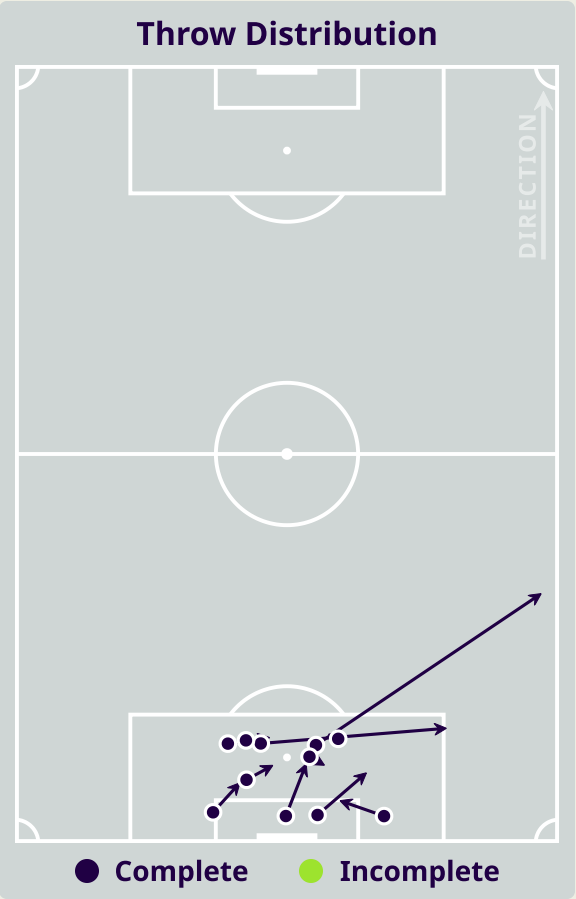
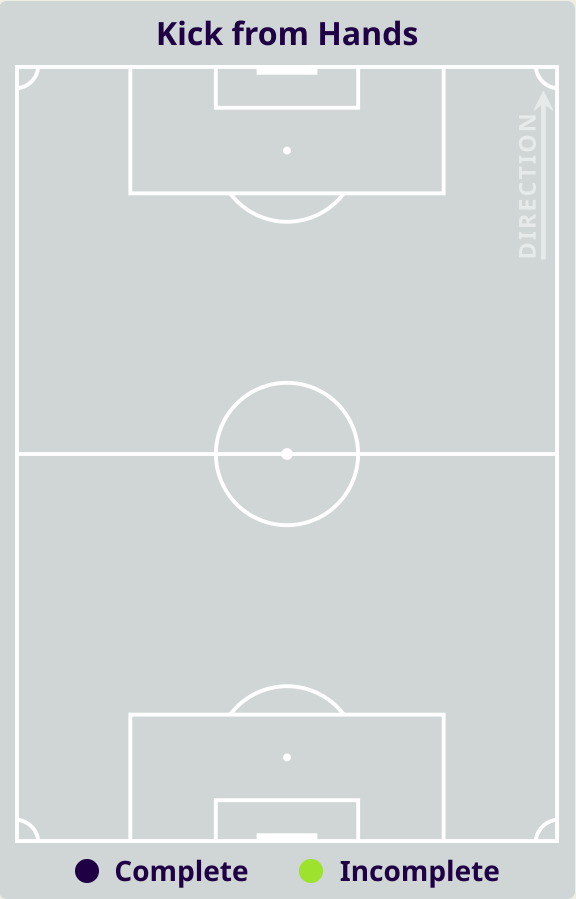
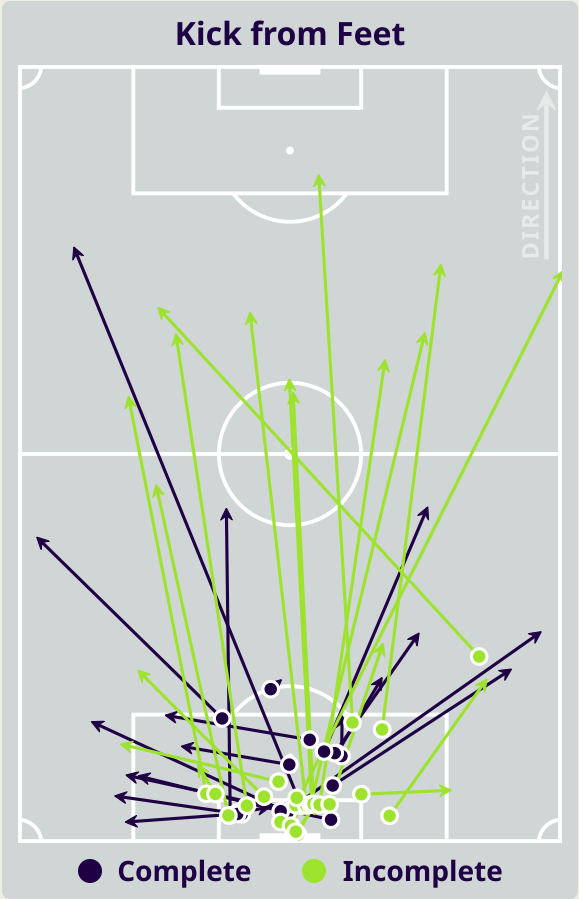
93

Total Involvements

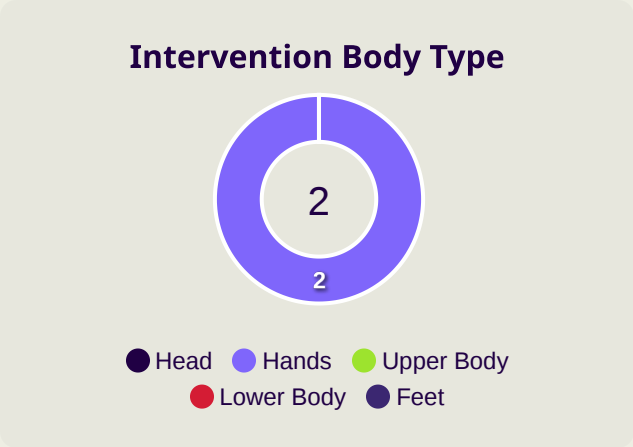
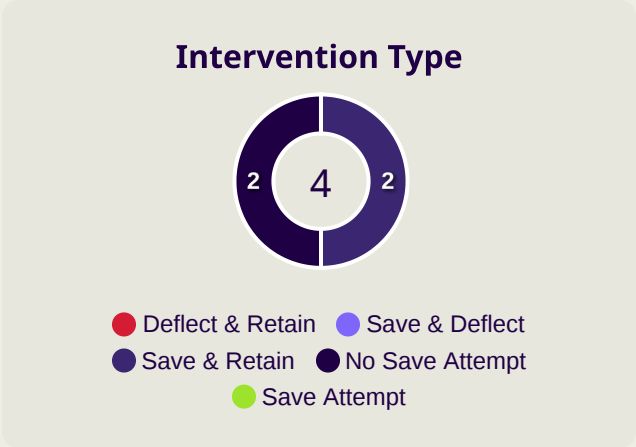
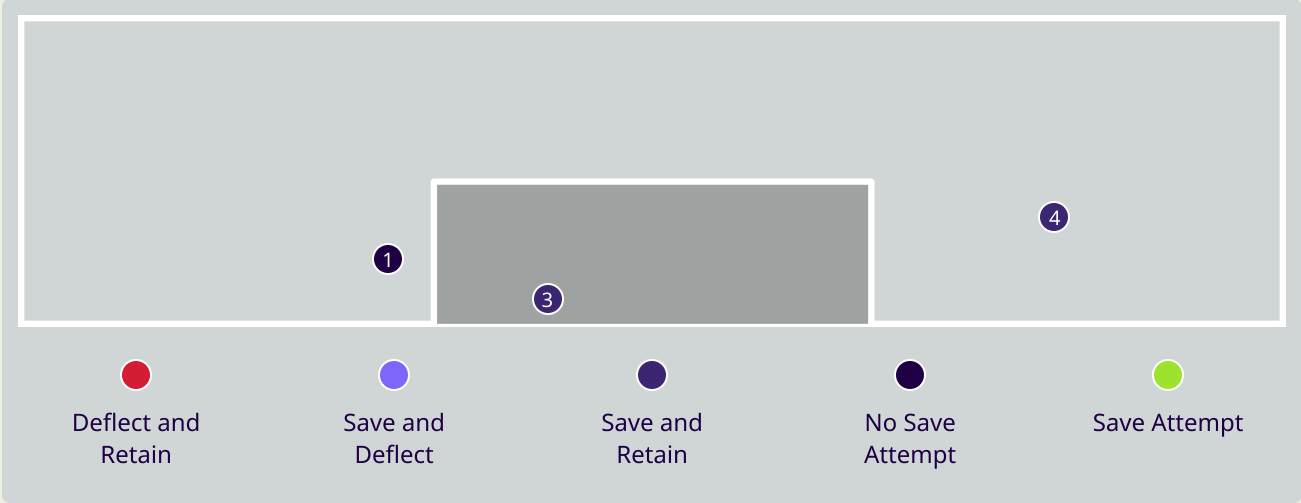
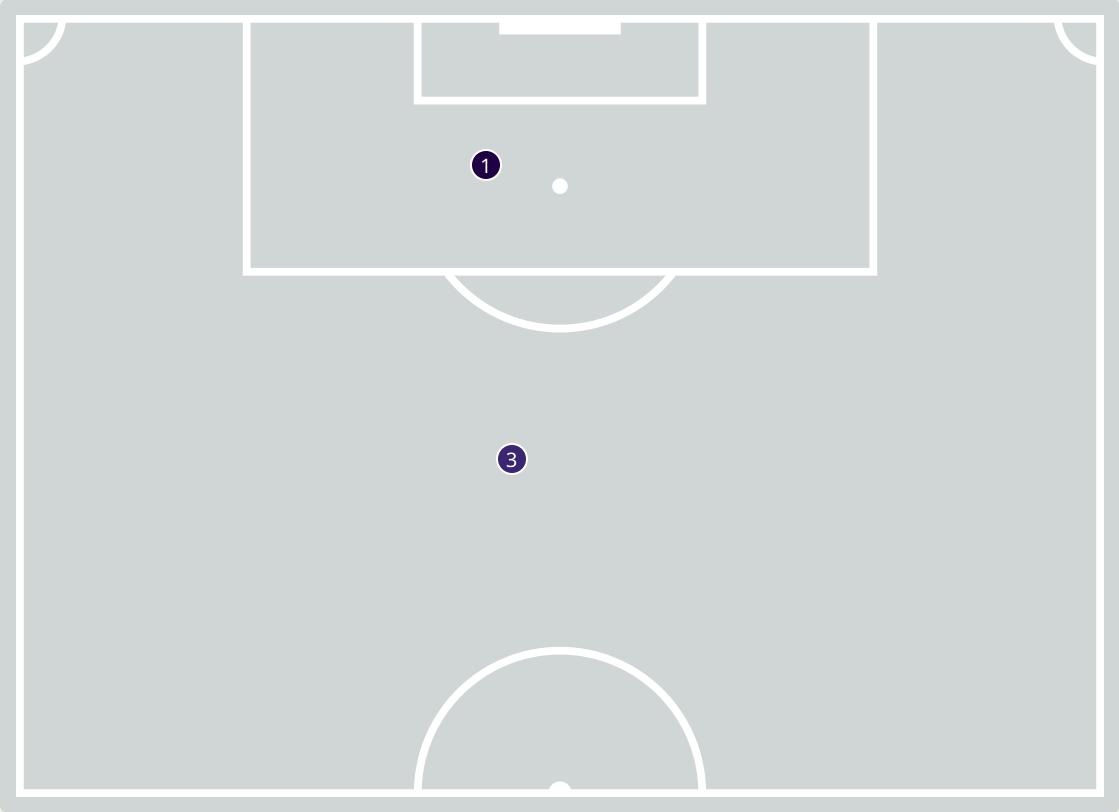
Goalkeeping Distribution



Goalkeeping Distribution

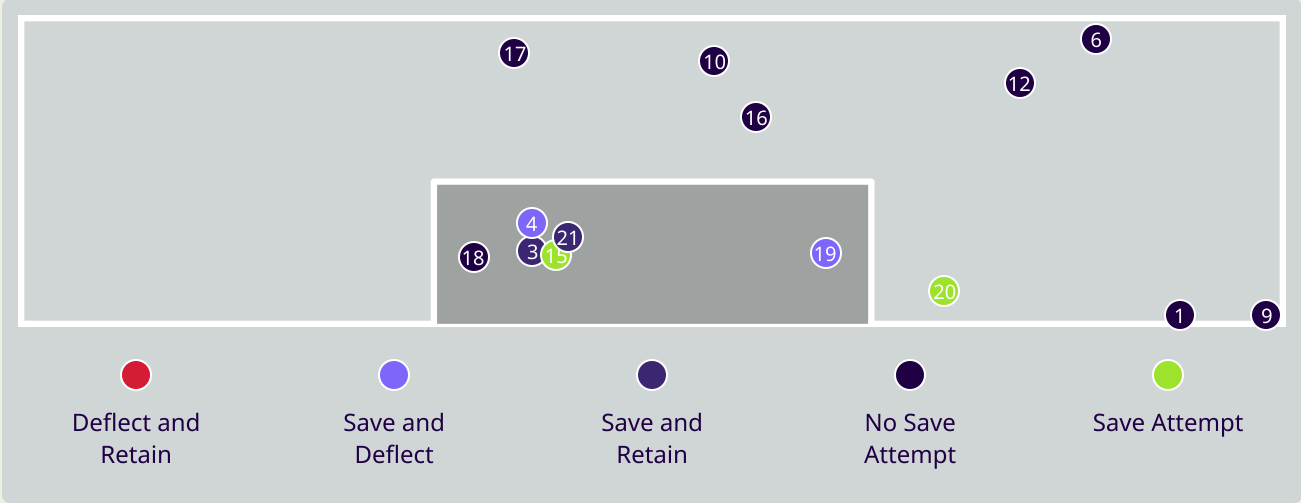
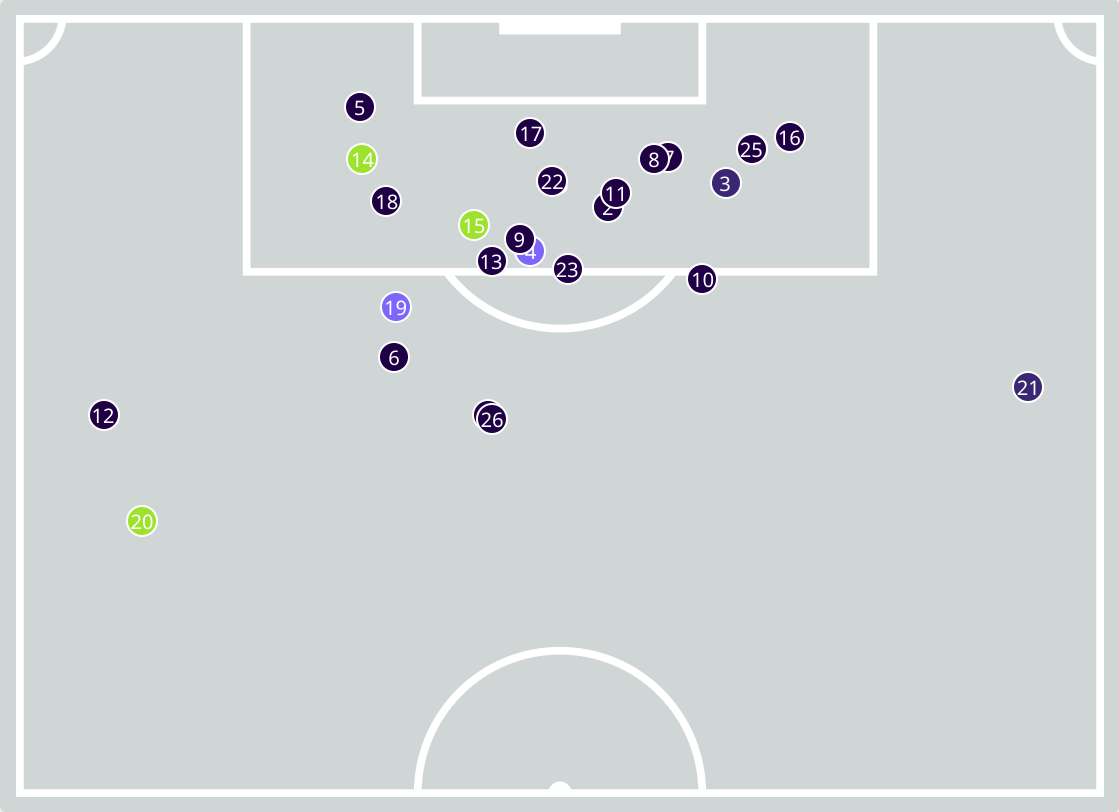


Goal Prevention



Total Attempts on Goal Faced	Total Goal Interventions	Save & Retain	Deflect & Retain	Save & Deflect	Save Attempt	No Save Attempt
4	2	2	0	0	0	2

Goal Prevention

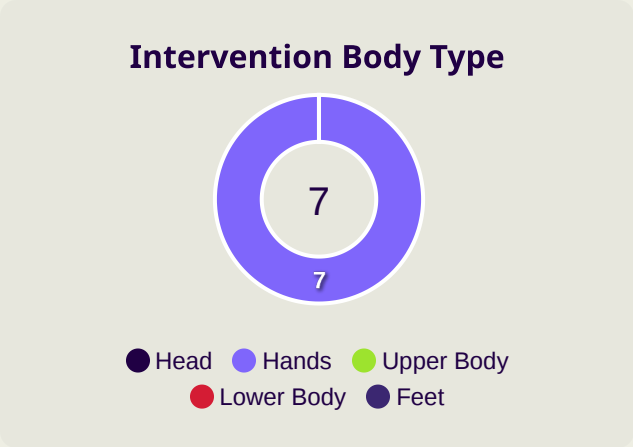
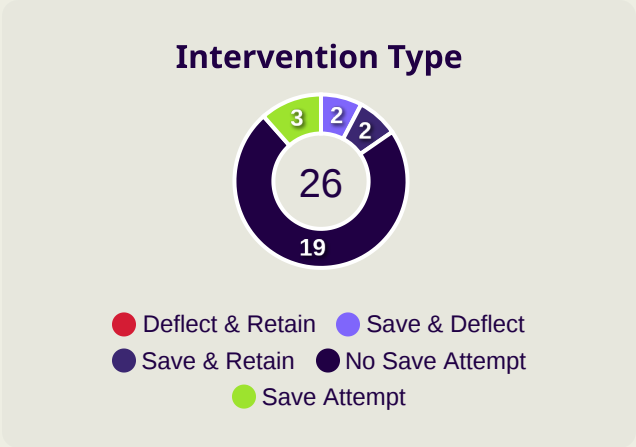


26

Total Attempts on Goal Faced

67

Save %



Total Attempts on Goal Faced	Total Goal Interventions	Save & Retain	Deflect & Retain	Save & Deflect	Save Attempt	No Save Attempt
26	4	2	0	2	3	19

Aerial Control



0

Total Interventions

0

Complete

0

Punches

0

Incomplete

0

Complete

0

Claims

0

Incomplete

0

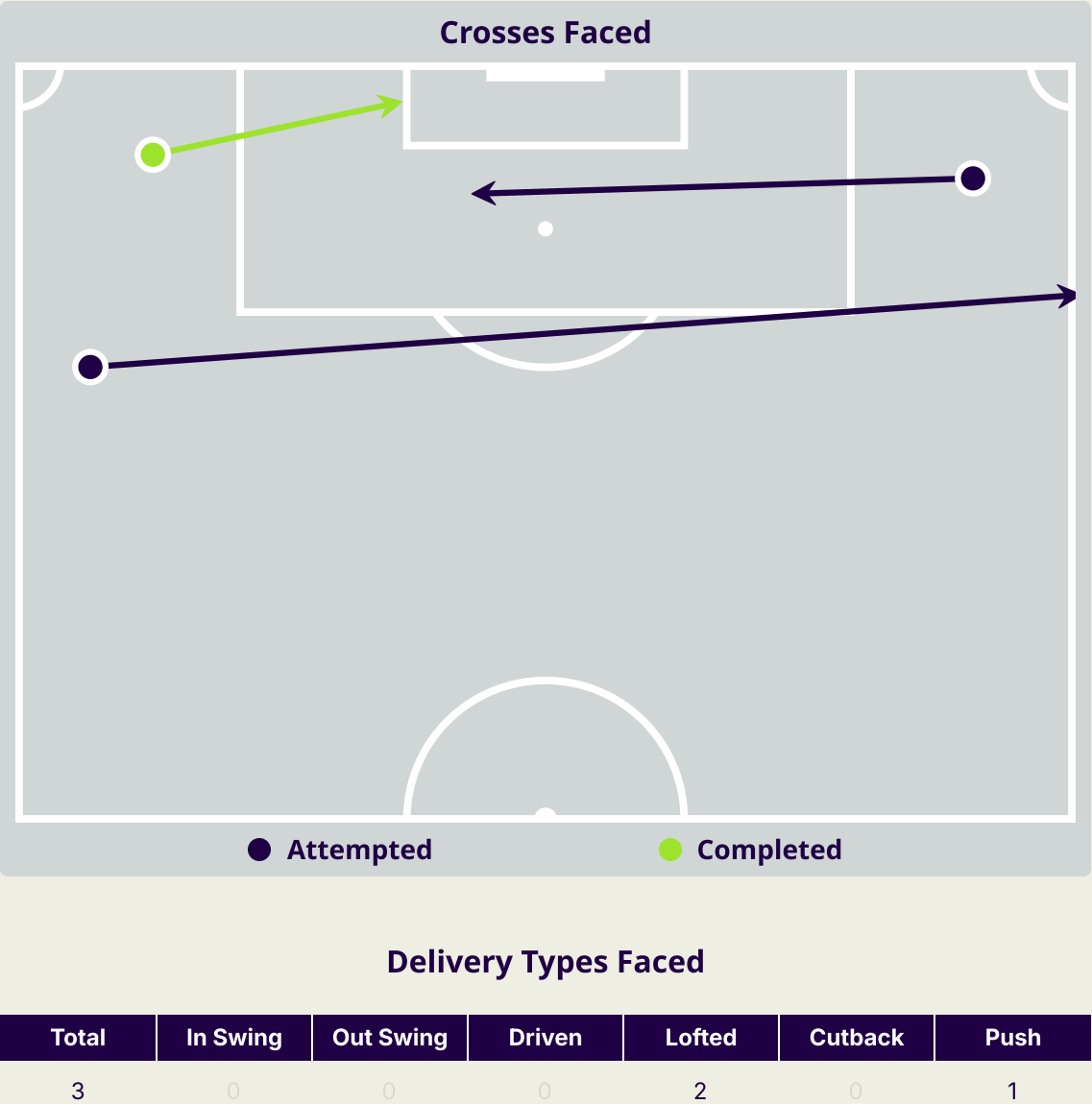
Complete

0

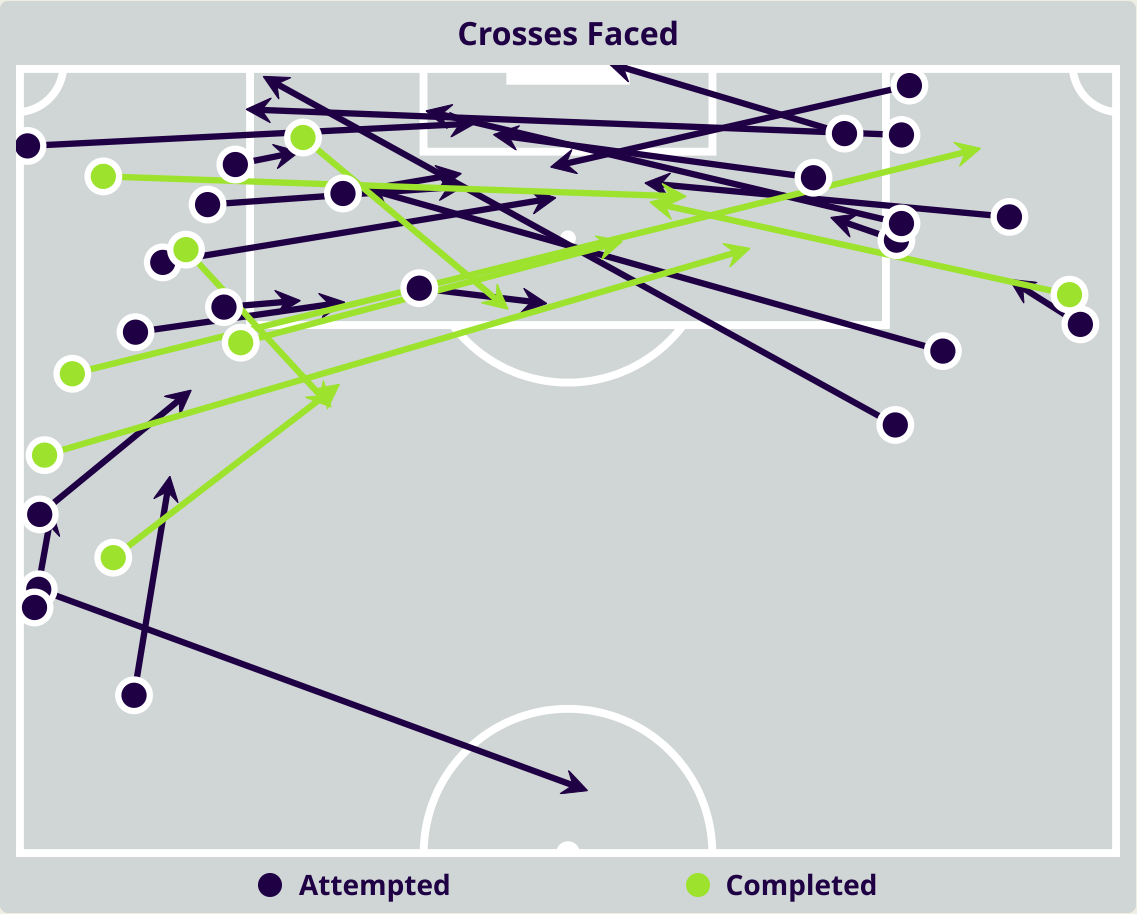
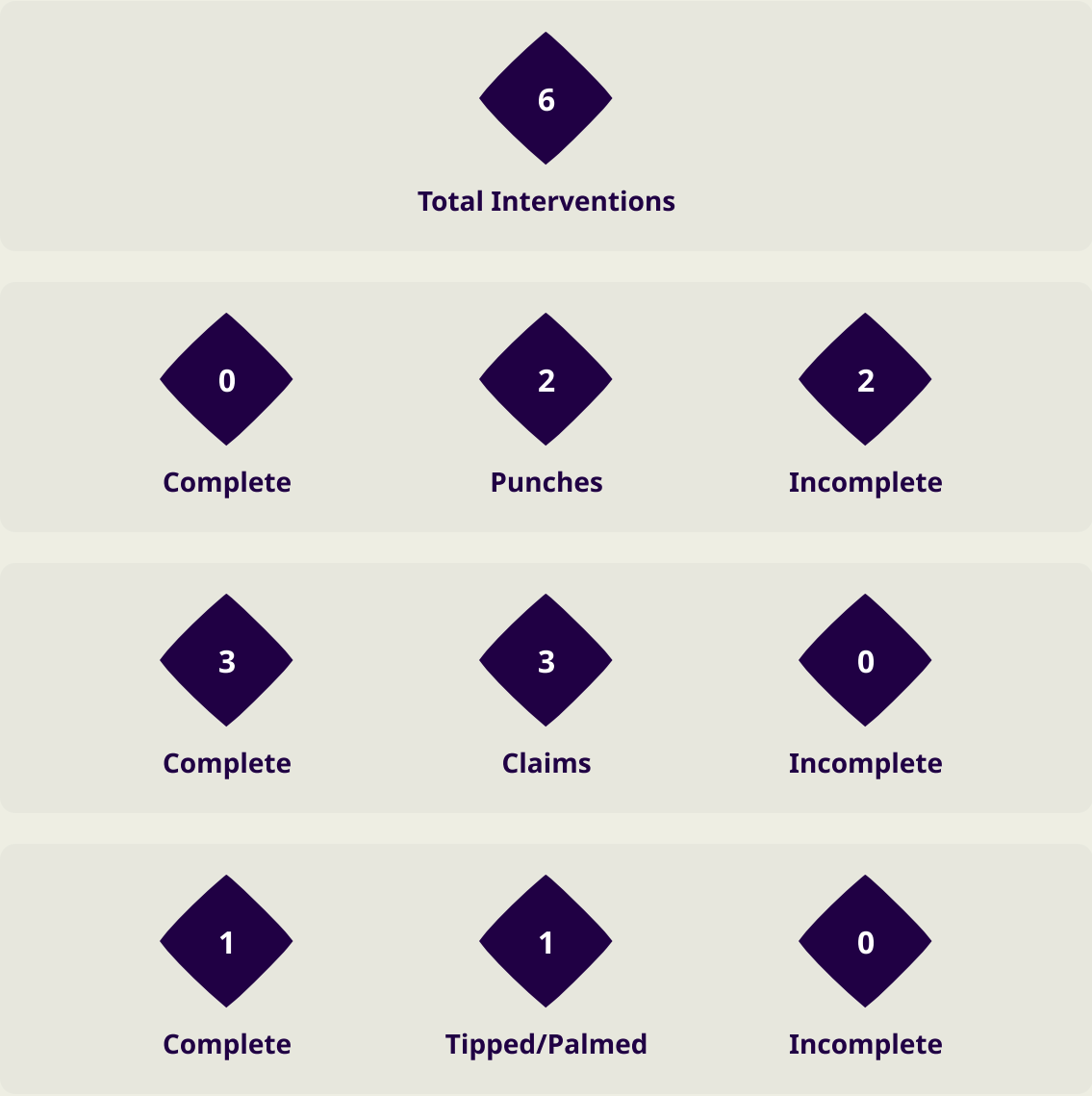
Tipped/Palmed

0

Incomplete



Aerial Control



Delivery Types Faced						
Total	In Swing	Out Swing	Driven	Lofted	Cutback	Push
46	15	16	0	11	2	2

SET PLAYS



Australia v India

Set Plays



Free Kicks	
Type	Total
Direct	16
Direct (on target)	1
Direct (off target)	0
Indirect	2

Corners			
Delivery Type	From Left Side	From Right Side	Total
Direct to Area	3	10	13
Short	0	1	1

Edge of Penalty Area	0	0	0
----------------------	---	---	---

Corners	
Delivery Style	Total
Inswing	11
Outswing	2
Driven	0

Set Plays



16

Total Set Plays

7

Total Free Kicks

0

Total Penalties

0

Total Corners

9

Total Throw Ins

Free Kicks	
Type	Total
Direct	7
Direct (on target)	0
Direct (off target)	0
Indirect	0

Corners			
Delivery Type	From Left Side	From Right Side	Total
Direct to Area	0	0	0
Short	0	0	0

Edge of Penalty Area	0	0	0
----------------------	---	---	---

Corners	
Delivery Style	Total
Inswing	0
Outswing	0
Driven	0

INDIVIDUAL DATA IN POSSESSION



Australia v India

In Possession - Distributions



#	Player	Passes Attempted	Passes Completed	Pass Completion %	Switches of Play	Crosses Attempted	Crosses Completed	Line Breaks Attempted	Line Breaks Completed	Line Break Completion %	Ball Progressions	Take Ons	Step Ins	Attempts at Goal	Goals
1	RYAN Mathew	28	27	96%	0	0	0	3	3	100%	0	0	0	0	0
4	ROWLES Kye	103	99	96%	1	0	0	7	5	71%	3	0	3	0	0
6	BOYLE Martin	15	15	100%	0	11	2	5	4	80%	5	4	1	2	0
8	METCALFE Connor	13	12	92%	0	1	0	0	0	0%	0	0	0	3	0
15	DUKE Mitchell	14	10	71%	1	2	0	3	2	66%	0	0	0	2	0
16	BEHICH Aziz	101	95	94%	1	3	1	15	15	100%	3	2	1	3	0
17	BACCUS Keanu	78	72	92%	1	2	0	16	12	75%	0	0	0	2	0
19	SOUTTAR Harry	108	99	92%	1	0	0	16	10	62%	0	0	0	1	0
22	IRVINE Jackson	60	50	83%	0	1	0	10	9	90%	0	0	0	4	1
23	GOODWIN Craig	35	31	89%	0	22	8	7	5	71%	0	0	0	2	0
25	JONES Gethin	66	62	94%	0	1	0	6	5	83%	1	0	1	0	0
5	BOS Jordan	12	11	92%	0	2	1	2	2	100%	1	0	1	2	1
7	SILVERA Samuel	19	18	95%	0	1	0	4	4	100%	2	1	1	3	0
9	FORNAROLI Bruno	10	8	80%	0	0	0	2	1	50%	0	0	0	2	0
13	ONEILL Aiden	17	16	94%	0	0	0	2	2	100%	1	0	1	0	0
14	McGREE Riley	17	13	76%	0	0	0	4	3	75%	2	1	1	0	0

In Possession - Offers & Receptions



			Offer movement types						
#	Player	Total Offers	In Front	In Between	Out to In	In to Out	In Behind	No Movement	Offers Received
1	RYAN Mathew	11	0	0	0	0	0	11	3
4	ROWLES Kye	50	8	0	0	0	0	42	20
6	BOYLE Martin	51	5	1	0	0	25	20	14
8	METCALFE Connor	29	2	9	0	1	17	0	4
15	DUKE Mitchell	39	1	17	2	0	16	3	15
16	BEHICH Aziz	52	18	2	3	1	13	15	24
17	BACCUS Keanu	65	37	10	0	0	0	18	27
19	SOUTTAR Harry	10	1	0	0	0	0	9	7
22	IRVINE Jackson	67	18	14	5	6	14	10	32
23	GOODWIN Craig	32	2	4	0	2	16	8	19
25	JONES Gethin	46	18	0	0	1	7	20	23
5	BOS Jordan	21	0	6	0	1	11	3	7
7	SILVERA Samuel	10	3	0	0	1	3	3	5
9	FORNAROLI Bruno	16	0	7	0	0	6	3	3
13	ONEILL Aiden	14	8	5	0	0	0	1	4
14	McGREE Riley	34	0	16	2	1	14	1	10

In Possession - Distributions



#	Player	Passes Attempted	Passes Completed	Pass Completion %	Switches of Play	Crosses Attempted	Crosses Completed	Line Breaks Attempted	Line Breaks Completed	Line Break Completion %	Ball Progressions	Take Ons	Step Ins	Attempts at Goal	Goals
1	SINGH Gurpreet	52	29	56%	1	0	0	16	5	31%	0	0	0	1	0
2	BHEKE Rahul	43	38	88%	0	0	0	7	5	71%	0	0	0	0	0
3	BOSE Subhasish	29	18	62%	0	0	0	7	3	42%	0	0	0	0	0
5	JHINGAN Sandesh	32	28	88%	0	0	0	4	3	75%	0	0	0	0	0
8	WANGJAM Suresh	8	6	75%	0	0	0	2	2	100%	0	0	0	1	0
9	SINGH Manvir	13	11	85%	0	0	0	0	0	0%	0	0	0	0	0
11	CHHETRI Sunil	6	5	83%	0	0	0	3	2	66%	0	0	0	1	0
17	CHHANGTE Lallianzuala	18	11	61%	0	2	1	5	1	20%	1	1	0	0	0
19	APUIA RALTE Lalengmawia	27	26	96%	0	0	0	1	1	100%	0	0	0	0	0
21	POOJARY Nikhil	22	14	64%	0	1	1	5	1	20%	1	1	0	0	0
25	TANGRI Deepak	17	14	82%	0	0	0	1	1	100%	0	0	0	0	0
6	MISHRA Akash	7	7	100%	0	0	0	1	0	0%	1	1	0	0	0
7	THAPA Anirudh	13	9	69%	0	0	0	1	1	100%	0	0	0	0	0
12	COLACO Liston	5	4	80%	0	0	0	1	1	100%	1	1	0	1	0
14	MAHESH Naorem	3	1	33%	0	0	0	1	0	0%	0	0	0	0	0
24	PARTAP SINGH Vikram	0	0	0%	0	0	0	0	0	0%	0	0	0	0	0

In Possession - Offers & Receptions



			Offer movement types						
#	Player	Total Offers	In Front	In Between	Out to In	In to Out	In Behind	No Movement	Offers Received
1	SINGH Gurpreet	8	0	0	0	0	0	8	5
2	BHEKE Rahul	3	1	0	0	0	0	2	2
3	BOSE Subhasish	14	7	0	0	0	0	7	11
5	JHINGAN Sandesh	11	3	0	0	0	0	8	6
8	WANGJAM Suresh	19	7	8	1	2	0	1	5
9	SINGH Manvir	13	0	3	0	0	10	0	3
11	CHHETRI Sunil	18	0	8	0	1	8	1	0
17	CHHANGTE Lallianzuala	22	0	0	1	1	11	9	9
19	APUIA RALTE Lalengmawia	39	16	16	0	2	1	4	15
21	POOJARY Nikhil	9	3	0	0	0	1	5	3
25	TANGRI Deepak	25	12	8	0	1	0	4	8
6	MISHRA Akash	3	2	0	0	0	1	0	3
7	THAPA Anirudh	9	2	6	0	0	0	1	5
12	COLACO Liston	9	0	7	1	1	0	0	4
14	MAHESH Naorem	2	1	0	0	0	0	1	1
24	PARTAP SINGH Vikram	2	0	0	0	0	2	0	0

INDIVIDUAL DATA OUT OF POSSESSION



Australia v India

Out of Possession



#	Player	Tackles Made / Won	Blocks	Interceptions	Pressing Direct	Pressing Indirect	Duels Won - Aerial	Duels Won - Physical	Possession Contests won	Clearances	Loose Ball Receptions	Pushing On	Pushing On into Pressing	Possession Regains	Possession Interrupted
1	RYAN Mathew	0 / 0	0	0	0	0	0	0	0	0	5	0	0	4	0
4	ROWLES Kye	0 / 0	0	1	1	1	3	0	3	1	6	8	1	4	1
6	BOYLE Martin	1 / 0	3	0	2	11	0	0	0	0	1	13	8	2	1
8	METCALFE Connor	2 / 0	1	0	2	17	0	0	0	0	5	24	13	1	0
15	DUKE Mitchell	3 / 1	1	0	3	13	4	0	4	0	2	15	6	2	1
16	BEHICH Aziz	0 / 0	0	0	0	1	0	0	0	1	11	7	1	1	1
17	BACCUS Keanu	5 / 1	1	0	8	3	1	0	1	1	13	21	8	2	4
19	SOUTTAR Harry	0 / 0	1	1	1	0	5	0	5	9	11	2	0	6	6
22	IRVINE Jackson	1 / 1	0	0	0	5	1	0	1	0	11	5	1	1	0
23	GOODWIN Craig	0 / 0	3	1	3	11	1	0	2	0	4	11	6	2	3
25	JONES Gethin	5 / 0	0	1	6	4	0	0	1	1	9	14	3	2	2
5	BOS Jordan	0 / 0	1	1	1	4	0	0	0	0	1	3	2	2	0
7	SILVERA Samuel	5 / 0	2	1	5	7	0	0	0	0	1	12	9	3	2
9	FORNAROLI Bruno	2 / 0	0	0	2	6	0	0	0	1	2	9	6	1	1
13	ONEILL Aiden	0 / 0	0	0	0	3	1	0	1	0	3	8	2	0	0
14	McGREE Riley	1 / 1	1	0	1	11	0	0	0	0	1	12	9	1	1

INDIVIDUAL DATA PHYSICAL



Australia v India

#	Player	Total Distance (m)	Zone 1: 0-7 km/h (m)	Zone 2: 7-15 km/h (m)	Zone 3: 15-20 km/h (m)	Zone 4: 20-25 km/h (m)	Zone 5: 25+ km/h (m)	High Speed Runs (Zone 4)	Sprints (Zone 5)	Top Speed (km/h)
1	RYAN Mathew	6645.2	4429.7	1969.2	202.4	40.5	3.5	4.0	1.0	25.4
4	ROWLES Kye	10936.9	4120.6	4833.1	1277.1	548.1	158.0	63.0	12.0	30.7
6	BOYLE Martin	7743.6	2964.1	3188.4	991.7	380.9	218.6	66.0	18.0	30.5
8	METCALFE Connor	7499.1	2725.9	3224.1	996.6	413.9	138.7	66.0	13.0	30.5
15	DUKE Mitchell	8615.9	3247.5	3389.5	1118.4	611.9	248.6	86.0	24.0	30.9
16	BEHICH Aziz	10896.7	4357.8	4087.5	1583.1	555.8	312.6	81.0	19.0	33.7
17	BACCUS Keanu	10813.2	2871.4	5643.0	1821.1	433.3	44.4	57.0	5.0	28.3
19	SOUTTAR Harry	9545.0	4415.7	3858.3	869.6	323.7	77.7	37.0	4.0	32.5
22	IRVINE Jackson	12467.6	3904.6	5739.2	2035.9	677.3	110.7	88.0	13.0	31.7
23	GOODWIN Craig	8856.2	3442.6	3699.8	1197.4	336.1	180.4	55.0	14.0	30.9
25	JONES Gethin	11314.6	4605.7	4494.3	1427.7	519.8	267.2	79.0	18.0	32.7
5	BOS Jordan	2965.1	989.4	1243.4	460.6	212.4	59.3	31.0	7.0	28.8
7	SILVERA Samuel	4211.7	1228.3	1712.2	697.3	367.3	206.6	49.0	14.0	32.0
9	FORNAROLI Bruno	2835.5	924.6	1200.0	468.3	178.5	64.1	29.0	4.0	29.6
13	ONEILL Aiden	2062.2	504.1	1070.6	357.6	108.0	22.0	12.0	3.0	27.8
14	McGREE Riley	4173.2	1284.7	1715.5	628.3	416.9	127.8	44.0	10.0	30.6

Physical Data



#	Player	Total Distance (m)	Zone 1: 0-7 km/h (m)	Zone 2: 7-15 km/h (m)	Zone 3: 15-20 km/h (m)	Zone 4: 20-25 km/h (m)	Zone 5: 25+ km/h (m)	High Speed Runs (Zone 4)	Sprints (Zone 5)	Top Speed (km/h)
1	SINGH Gurpreet	5459.1	4039.5	1256.6	132.4	30.6	0	5.0	0	24.5
2	BHEKE Rahul	10558.0	4025.9	4852.0	1278.1	289.9	112.0	49.0	12.0	31.4
3	BOSE Subhasish	8873.6	3362.9	3949.5	1180.0	342.0	39.3	49.0	6.0	27.2
5	JHINGAN Sandesh	10027.0	4355.4	4030.4	1243.1	362.1	36.1	59.0	8.0	27.2
8	WANGJAM Suresh	9662.1	3115.2	4101.9	1594.6	644.9	205.4	93.0	22.0	31.4
9	SINGH Manvir	11826.6	3849.6	5553.4	1426.6	680.2	316.9	89.0	18.0	32.9
11	CHHETRI Sunil	10326.4	4314.2	3366.6	1497.1	850.3	298.2	102.0	20.0	31.3
17	CHHANGTE Lallianzuala	11573.4	3445.0	5020.7	1896.3	827.0	384.4	117.0	25.0	34.8
19	APUIA RALTE Lalengmawia	12412.3	3453.4	6178.0	2109.2	552.6	119.1	80.0	12.0	29.5
21	POOJARY Nikhil	10675.1	4541.0	4279.9	1325.1	451.4	77.7	62.0	8.0	29.0
25	TANGRI Deepak	10116.2	3078.3	5118.3	1472.0	377.9	69.6	48.0	9.0	28.0
6	MISHRA Akash	2606.9	883.7	914.7	433.2	223.2	152.1	32.0	11.0	30.9
7	THAPA Anirudh	2355.3	628.0	1041.0	497.7	188.7	0	11.0	0	24.2
12	COLACO Liston	2964.6	808.6	1282.7	587.0	250.4	35.9	27.0	6.0	27.1
14	MAHESH Naorem	1108.1	338.3	439.7	281.3	41.8	7.0	6.0	1.0	25.6
24	PARTAP SINGH Vikram	1142.5	376.5	396.5	215.6	94.7	59.2	15.0	3.0	31.4



AFC
ASIAN CUP
QATAR 2023™