



AFC
ASIAN CUP
QATAR 2023™



China PR 0 - 0 Tajikistan

Group A - Match 3

13 January 2024

17:30 Kick Off

Abdullah Bin Khalifa Stadium

POST MATCH SUMMARY REPORT

Match Summary - Teams



China PR



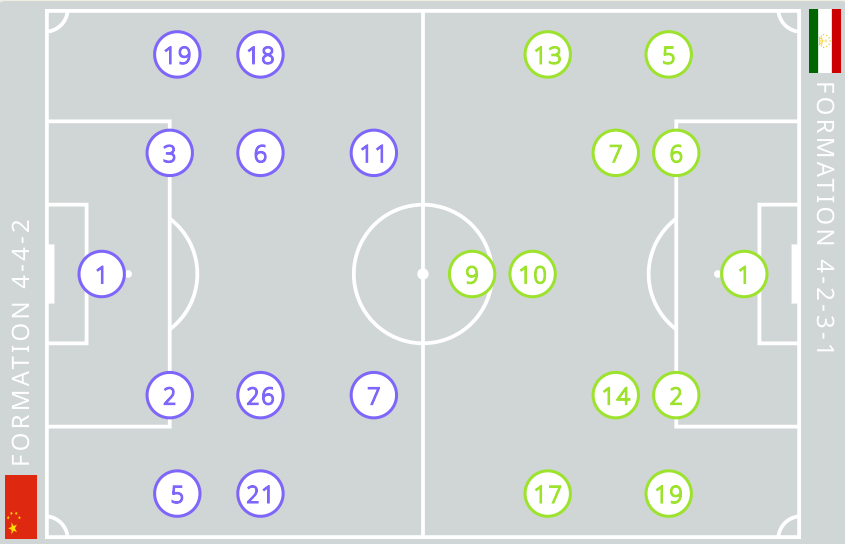
Tajikistan

STARTING

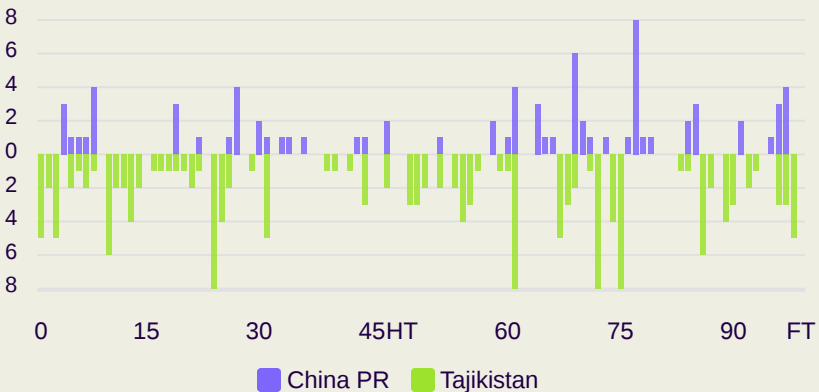
1	GK	YAN Junling	
2	DF	JIANG Guangtai	
3	DF	ZHU Chenjie	
5	DF	ZHANG Linpeng (C)	
6	MF	WANG Shangyuan	28'
7	FW	WU Lei	73'
11	FW	TAN Long	58'
18	MF	DAI Waijun	72'
19	DF	LIU Yang	
21	MF	LIU Bin Bin	
26	MF	WANG Qiuming	58'

SUBSTITUTES

12	GK	JIANG Tao	
14	GK	WANG Dalei	
25	GK	LIU Dianzuo	
4	DF	LI Lei	
8	MF	XU Xin	58'
9	FW	ZHANG Yuning	58'
10	MF	XIE Pengfei	73'
13	DF	XU Haofeng	
15	MF	WU Xi	
16	MF	GAO Tianyi	
17	MF	CHEN Pu	
20	MF	WEI Shihao	
22	DF	WU Shaocong	
23	DF	LIN Liangming	72'
24	DF	JIANG Shenglong	



Distribution in the Final Third



STARTING

	YATIMOV Rustam	GK	1	
	DZHURABOYEV Zoir	DF	2	
	SAFAROV Manucher	DF	5	
	HANONOV Vahdat	DF	6	
74'	UMARBAEV Parvizdzhon	MF	7	
89'	SOIROV Rustam	FW	9	
	DZHALILOV Alisher	MF	10	
90+6'	KAMOLOV Amadoni	MF	13	
89'	SHUKUROV Alisher	MF	14	
	EHSONI Panshanbe	MF	17	
	(C) NAZAROV Akhtam	DF	19	

SUBSTITUTES

	BAROTOV Daler	GK	16	
	KHASANOV Mukhriddin	GK	23	
	DAVLATMIR Tabrezi	DF	3	
	NAZAROV Kholmurod	DF	4	
	TURSUNOV Komron	MF	8	
	RAHIMOV Muhammadjon	MF	11	
	QURBONOV Sodikjon	DF	12	
90+6'	MABATSHOEV Shervoni	MF	15	
	KHAILOEV Ruslan	MF	18	
89'	ALIJONI Burizod	MF	20	
	SAFAROV Vaisiddin	MF	21	
94'	SAMIEV Shahrom	FW	22	
	IMOMNAZAROV Daler	MF	24	
	KHAMROKULOV Nuriddin	FW	25	
	AZIZBOEV Muhammadali	FW	26	

Match Summary - Key Statistics



China PR



Tajikistan



Possession			
Total	<div><div>42.3%</div><div>12%</div><div>45.8%</div></div>	Total	
0	Goals	0	
11 (2)	Attempts at Goal (On Target)	19 (2)	
388 (311)	Total Passes (Complete)	423 (335)	
80 %	Pass Completion %	79 %	
77	Completed Line Breaks	93	
5	Defensive Line Breaks	9	
63	Receptions in the Final Third	137	
16	Crosses	13	
11	Ball Progressions	6	
155 (23)	Defensive Pressures Applied (Direct Pressures)	168 (33)	
56	Forced Turnovers	46	
59	Second Balls	81	
111.3 km	Total Distance Covered	109.8 km	
4.9 km	Zone 4 – Low Speed Sprinting: 20-25 km/h	5.7 km	



China PR

Phases of Play

Tajikistan



IN POSSESSION



OUT OF POSSESSION

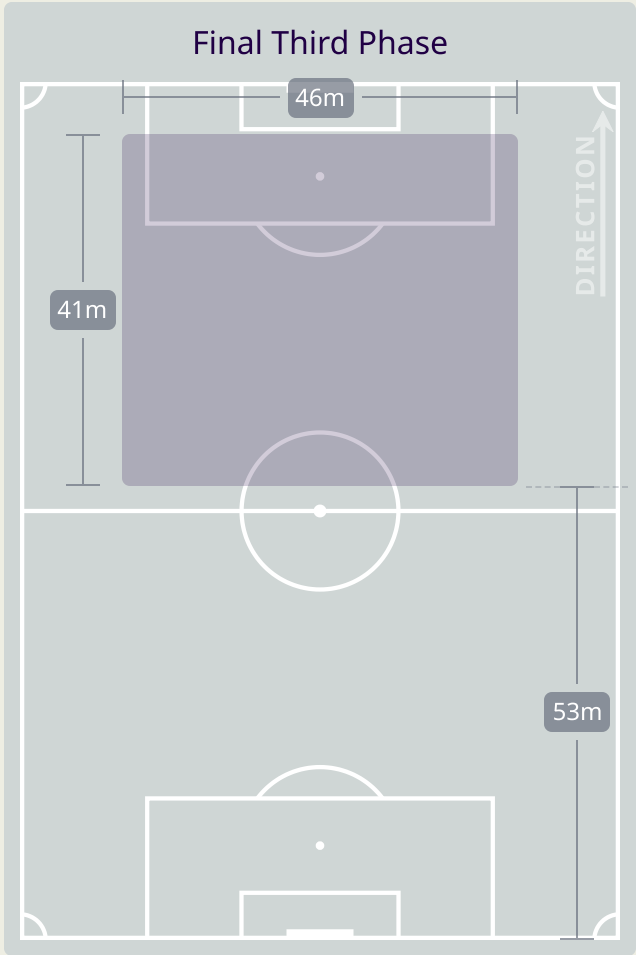
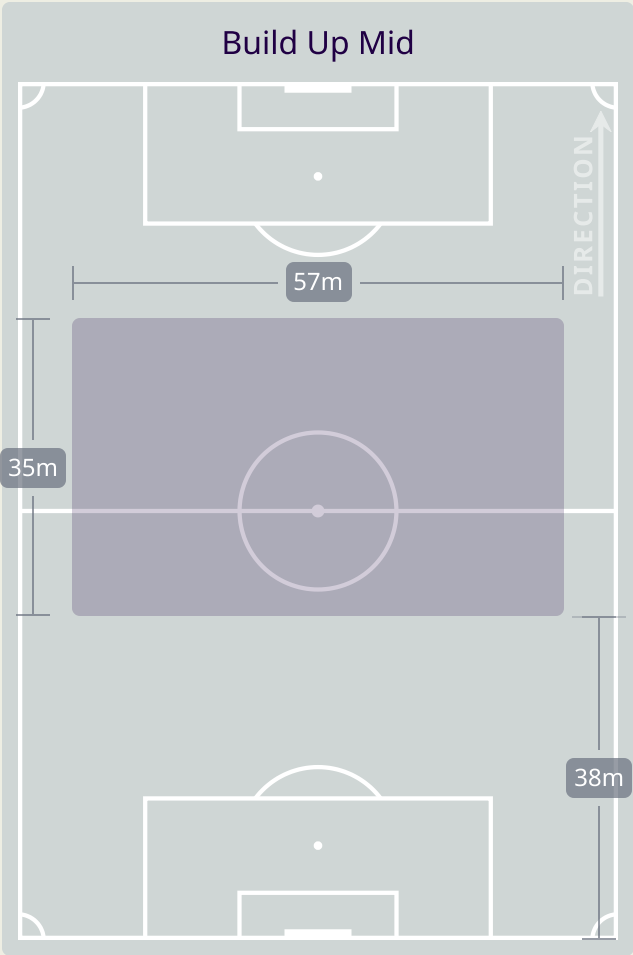
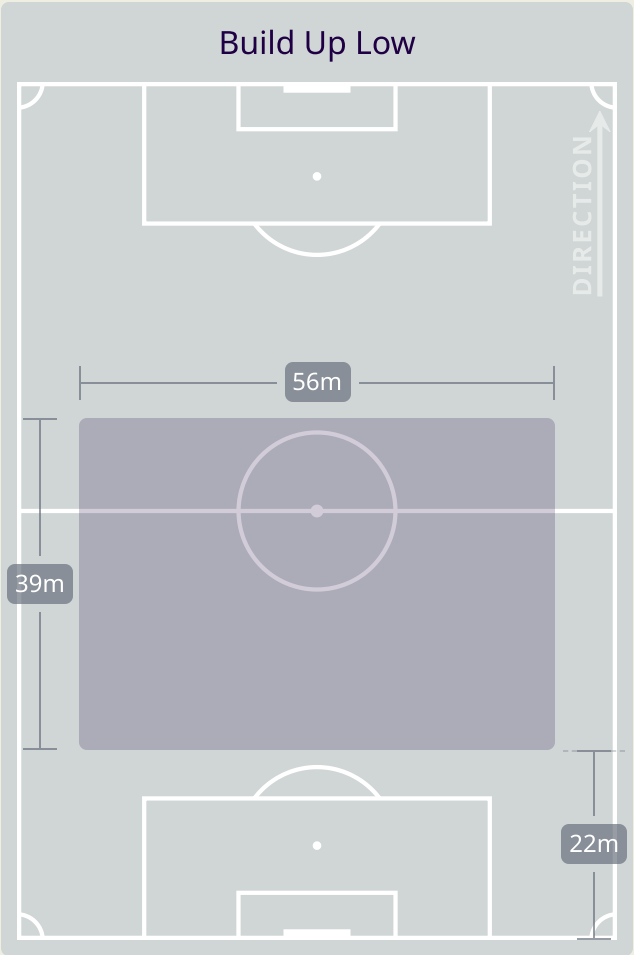


IN POSSESSION

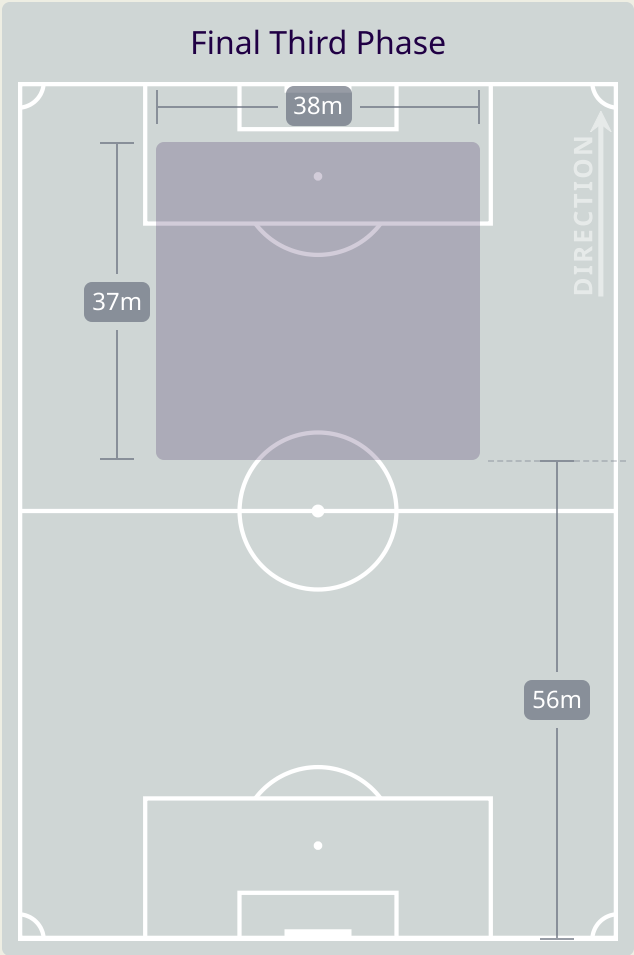
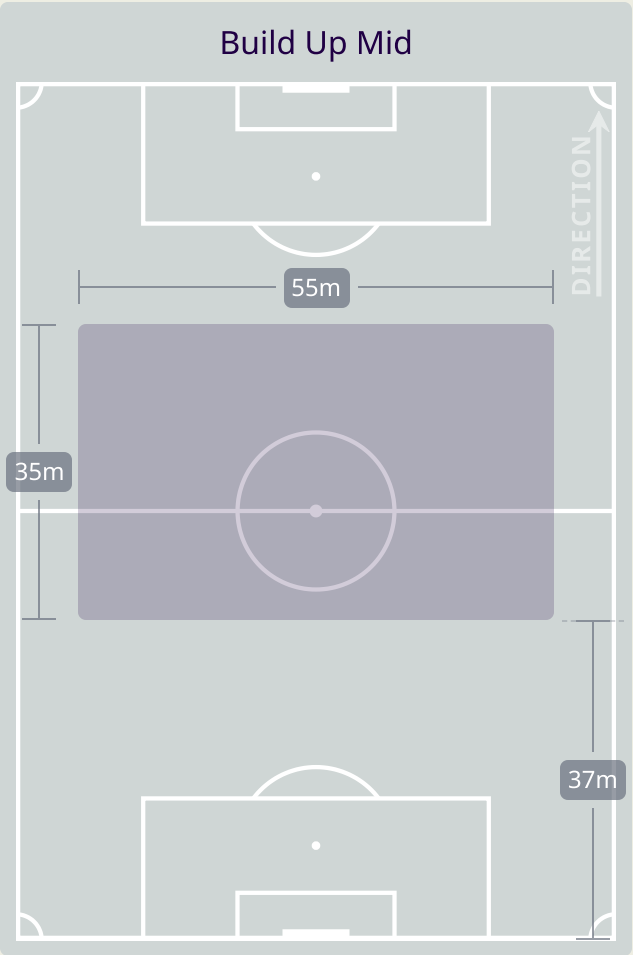
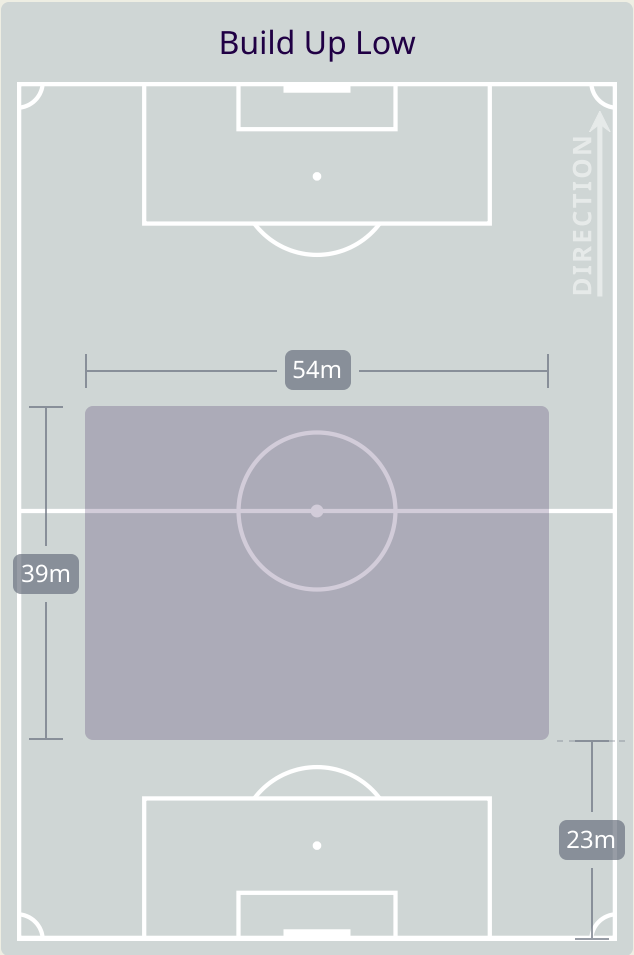


China PR v Tajikistan

In Possession Line Height & Team Length



In Possession Line Height & Team Length



Line Breaks



China PR

Attempted Line Breaks

122

22 Attempted

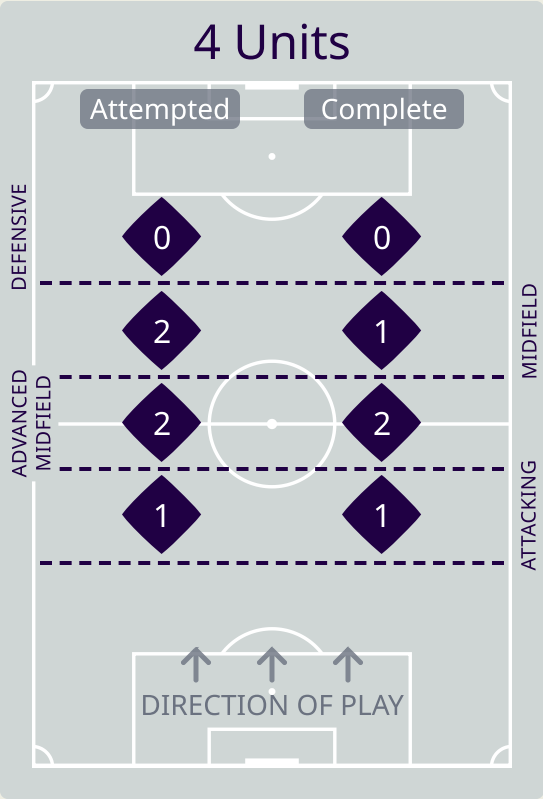
18 Complete

40 Attempted

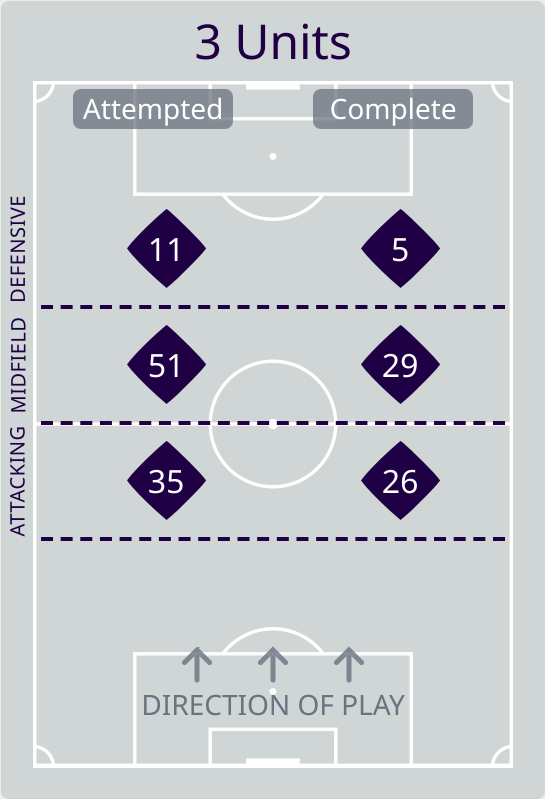
30 Complete

60 Attempted

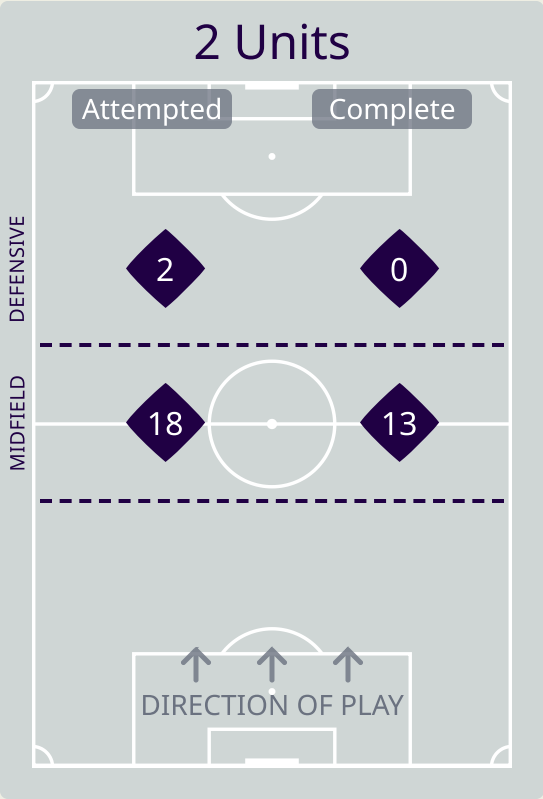
29 Complete



Attempted Line Breaks	5
Inside Shape	2
Outside Shape	3



Attempted Line Breaks	97
Inside Shape	67
Outside Shape	30



Attempted Line Breaks	20
Inside Shape	15
Outside Shape	5

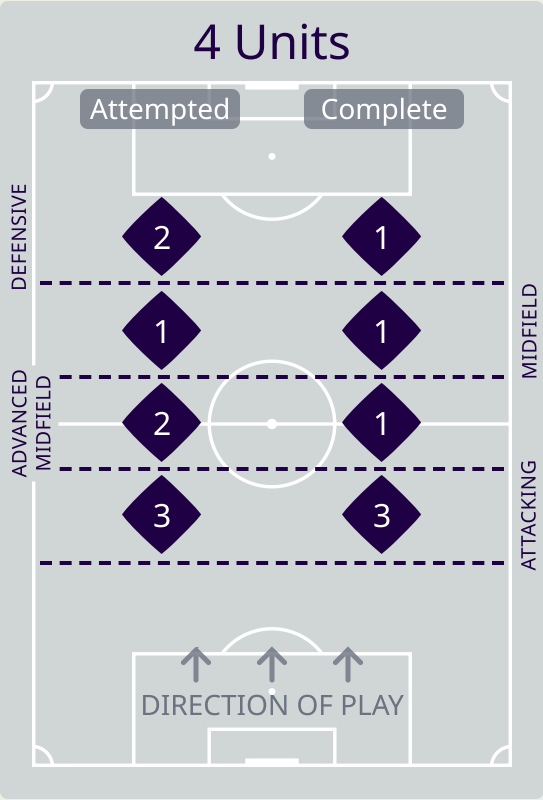
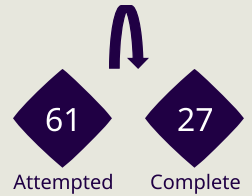
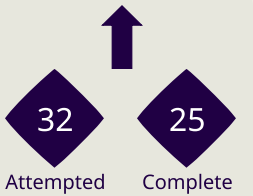
Line Breaks



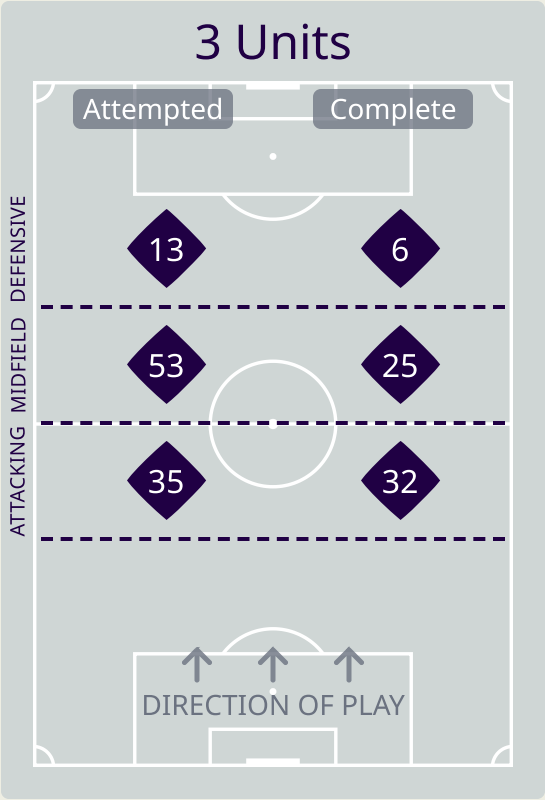
Tajikistan

Attempted Line Breaks

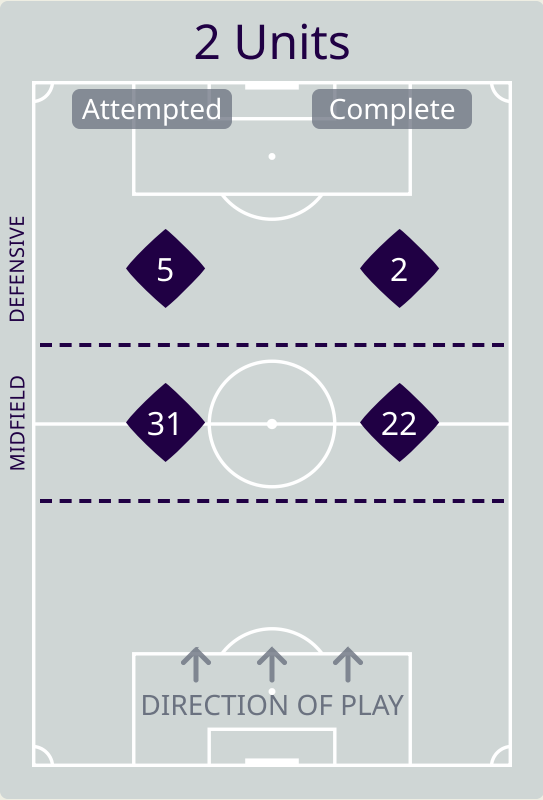
145



Attempted Line Breaks	8
Inside Shape	5
Outside Shape	3



Attempted Line Breaks	101
Inside Shape	59
Outside Shape	42



Attempted Line Breaks	36
Inside Shape	26
Outside Shape	10

Line Breaks



					4 Units				3 Units			2 Units		Direction			Distribution Type		
#	Player	Line Breaks Attempted	Line Breaks Completed	Line Break Completion %	Attacking Line	Attacking Midfield Line	Midfield Line	Defensive Line	Attacking Line	Midfield Line	Defensive Line	Midfield Line	Defensive Line	Through	Around	Over	Pass	Cross	Ball Progression
1	YAN Junling	14	9	64%	0	0	1	0	10	3	0	0	0	0	0	14	14	0	0
2	JIANG Guangtai	6	4	66%	1	0	0	0	1	1	1	2	0	0	1	5	6	0	0
3	ZHU Chenjie	16	11	68%	0	0	0	0	10	5	1	0	0	0	10	6	16	0	0
5	ZHANG Linpeng	27	20	74%	0	0	0	0	10	11	1	5	0	5	12	10	26	1	0
6	WANG Shangyuan	18	11	61%	0	0	0	0	1	11	1	4	1	7	2	9	18	0	0
7	WU Lei	0	0	0%	0	0	0	0	0	0	0	0	0	0	0	0	0	0	0
11	TAN Long	2	1	50%	0	0	0	0	0	1	0	0	1	1	1	0	1	0	1
18	DAI Waijun	2	2	100%	0	0	0	0	0	1	1	0	0	0	1	1	2	0	0
19	LIU Yang	12	5	41%	0	1	1	0	1	5	2	2	0	1	6	5	12	0	0
21	LIU Bin Bin	8	4	50%	0	0	0	0	1	7	0	0	0	2	3	3	5	1	2
26	WANG Qiuming	4	1	25%	0	1	0	0	0	1	1	1	0	1	1	2	4	0	0
8	XU Xin	6	5	83%	0	0	0	0	1	3	0	2	0	2	3	1	6	0	0
9	ZHANG Yuning	4	2	50%	0	0	0	0	0	2	2	0	0	2	0	2	4	0	0
10	XIE Pengfei	1	0	0%	0	0	0	0	0	0	0	1	0	0	0	1	0	1	0
23	LIN Liangming	2	2	100%	0	0	0	0	0	0	1	1	0	1	0	1	1	1	0

[illegible]

Passing Networks



#	Passes From ↓ to →	YAN Junling	JIANG Guangtai	ZHU Chenjie	ZHANG Linpeng	WANG Shangyuan	WU Lei	TAN Long	DAI Waijun	LIU Yang	LIU Bin Bin	WANG Qiuming	XU Xin	ZHANG Yuning	XIE Pengfei	LIN Liangming
1	YAN Junling		6	9	8	2	0	1	0	0	0	0	0	2	0	2
2	JIANG Guangtai	6		8	19	1	0	0	1	0	1	1	0	0	0	0
3	ZHU Chenjie	2	10		1	3	0	0	3	13	0	0	2	1	0	0
5	ZHANG Linpeng	4	11	2		6	3	0	0	2	8	3	3	1	0	0
6	WANG Shangyuan	0	4	5	2		1	2	1	3	3	2	2	2	3	0
7	WU Lei	0	0	0	2	1		0	2	0	1	0	1	0	0	0
11	TAN Long	0	0	0	0	0	1		2	2	1	0	0	0	0	0
18	DAI Waijun	0	0	1	0	2	0	2		5	0	1	1	0	0	0
19	LIU Yang	4	0	4	1	3	0	3	2		0	2	2	0	0	2
21	LIU Bin Bin	0	1	0	7	4	0	1	1	0		0	2	1	1	0
26	WANG Qiuming	0	2	1	3	1	0	0	0	0	2		0	0	0	0
8	XU Xin	0	1	2	1	0	0	0	1	2	2	0		4	2	1
9	ZHANG Yuning	0	0	0	0	2	1	0	1	2	2	0	1		1	1
10	XIE Pengfei	0	0	0	2	0	0	0	0	0	2	0	2	0		0
23	LIN Liangming	0	0	0	0	0	0	0	0	1	1	0	0	2	1	

Top 5 Player to Player Passers		
Player	Passed To	% of Total Team Passes
JIANG Guangtai	ZHANG Linpeng	6.6%
ZHU Chenjie	LIU Yang	4.5%
ZHANG Linpeng	JIANG Guangtai	3.8%
ZHU Chenjie	JIANG Guangtai	3.5%
YAN Junling	ZHU Chenjie	3.1%

Passing Networks

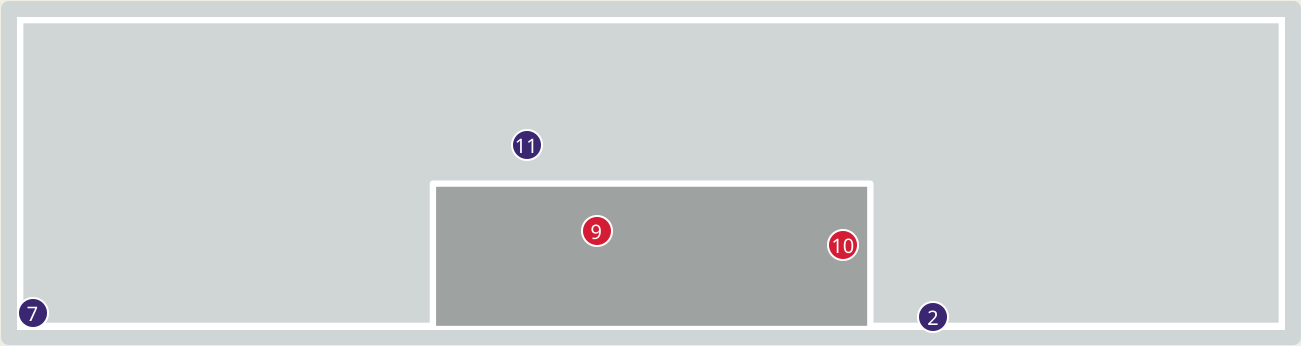
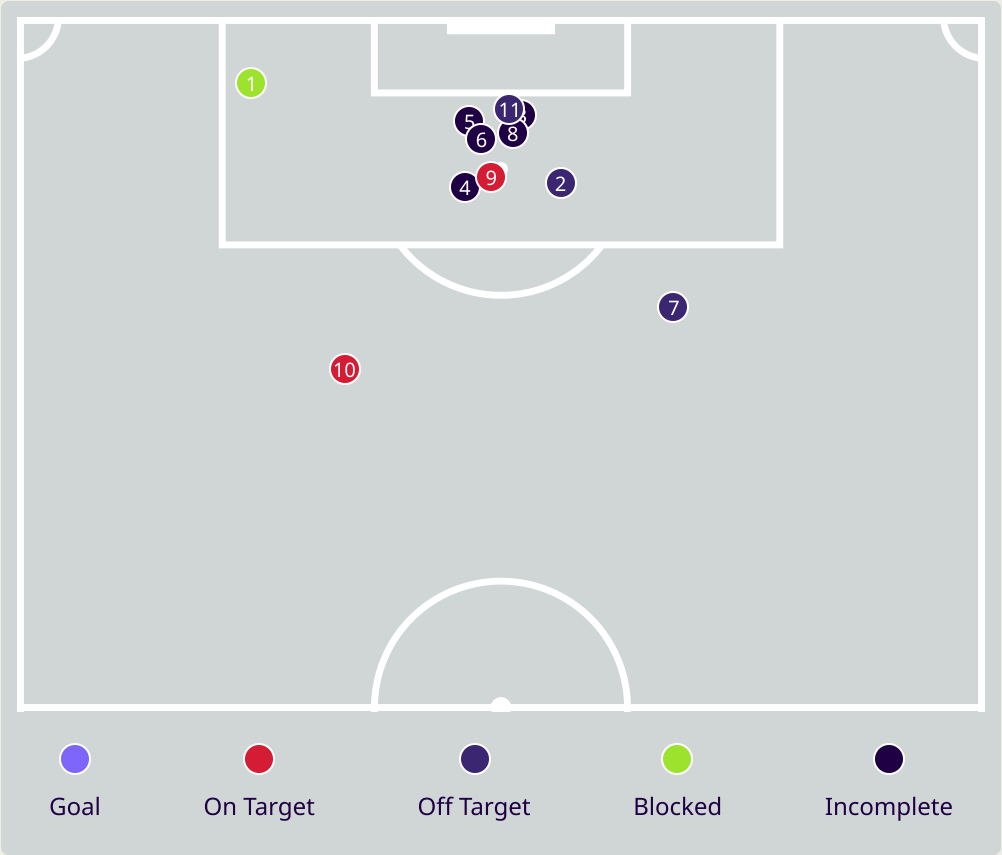


#	Passes From ↓ to →	YATIMOV Rustam	DZHURABOYEV Zoir	SAFAROV Manucher	HANONOV Vahdat	UMARBAEV Parvizdzhon	SOIROV Rustam	DZHALILOV Alisher	KAMOLOV Amadoni	SHUKUROV Alisher	EHSONI Panshanbe	NAZAROV Akhtam	MABATSHOEV Shervoni	ALIJONI Burizod	SAMIEV Shahrom
1	YATIMOV Rustam		2	1	0	0	0	0	0	1	1	0	0	1	0
2	DZHURABOYEV Zoir	1		2	13	4	1	0	0	1	5	13	0	0	0
5	SAFAROV Manucher	1	4		7	5	0	5	2	2	0	1	0	0	1
6	HANONOV Vahdat	2	8	7		4	0	0	0	5	1	4	0	0	0
7	UMARBAEV Parvizdzhon	0	2	10	1		3	7	4	1	6	11	0	0	0
9	SOIROV Rustam	0	0	1	0	2		1	2	0	6	5	0	0	0
10	DZHALILOV Alisher	0	0	2	0	0	5		4	2	5	1	0	0	1
13	KAMOLOV Amadoni	0	0	3	1	1	1	8		0	0	0	0	0	0
14	SHUKUROV Alisher	0	4	7	2	6	2	0	0		0	2	0	0	0
17	EHSONI Panshanbe	0	5	1	2	5	3	4	1	5		10	0	0	0
19	NAZAROV Akhtam	0	8	0	1	8	5	4	1	0	20		0	0	1
15	MABATSHOEV Shervoni	0	0	0	0	0	0	0	0	0	0	0		0	0
20	ALIJONI Burizod	0	0	0	0	1	0	0	0	0	0	0	0		0
22	SAMIEV Shahrom	0	0	1	0	2	0	0	0	0	0	0	0	0	

Top 5 Player to Player Passers		
Player	Passed To	% of Total Team Passes
NAZAROV Akhtam	EHSONI Panshanbe	6.4%
DZHURABOYEV Zoir	NAZAROV Akhtam	4.2%
DZHURABOYEV Zoir	HANONOV Vahdat	4.2%
UMARBAEV Parvizdzhon	NAZAROV Akhtam	3.5%

UMARBAEV Parvizdzhon	SAFAROV Manucher	3.2%
----------------------	------------------	------

Attempts at Goal




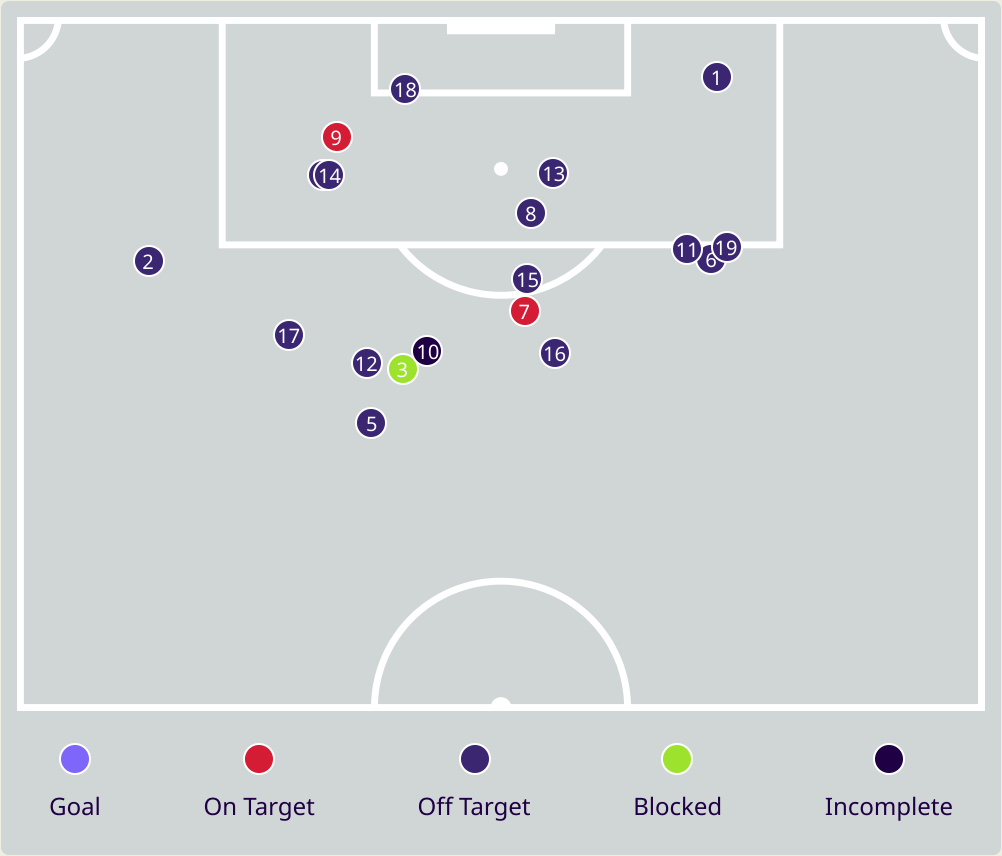
Key	Outcome	Shots
	Goals	0
	On Target	2
	Off Target	3
	Blocked	1
	Incomplete	5

Attempts at Goal



Time	Player	Outcome	Body Part	Delivery Type
19	19 LIU Yang	Incomplete - Blocked	Right Foot	Ball Progression
35	26 WANG Qiuming	Deflected Off Target - Defensive Event	Right Foot	Loose Ball
36	5 ZHANG Linpeng	Incomplete - Player On Ball Error	Head	Corner
47	26 WANG Qiuming	Incomplete - Referee Event	Head	Cross
65	9 ZHANG Yuning	Incomplete	Head	Corner
69	7 WU Lei	Incomplete - Player On Ball Error	Left Foot	Cross
71	18 DAI Waijun	Off Target	Right Foot	Pass
77	10 XIE Pengfei	Incomplete	Head	Cross
77	10 XIE Pengfei	On Target - Saved	Right Foot	Pass
78	8 XU Xin	On Target - Saved	Right Foot	Ball Progression
85	10 XIE Pengfei	Off Target	Head	Cross

Attempts at Goal



Key	Outcome	Shots
	Goals	0
	On Target	2
	Off Target	15
	Blocked	1
	Incomplete	1

Attempts at Goal



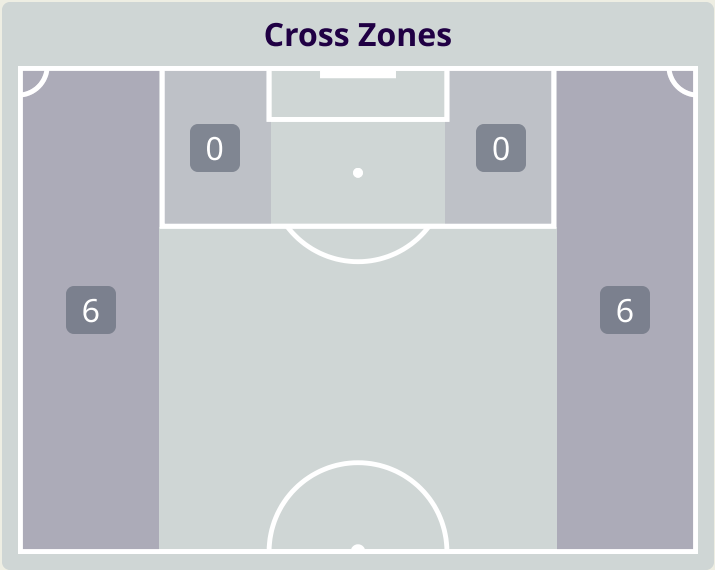
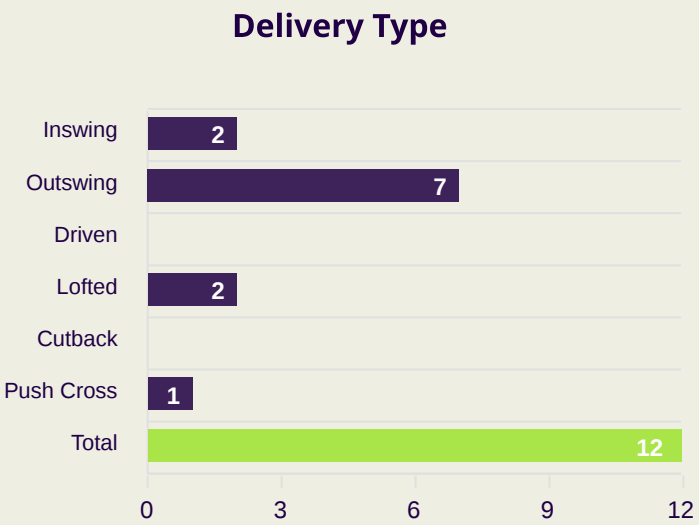
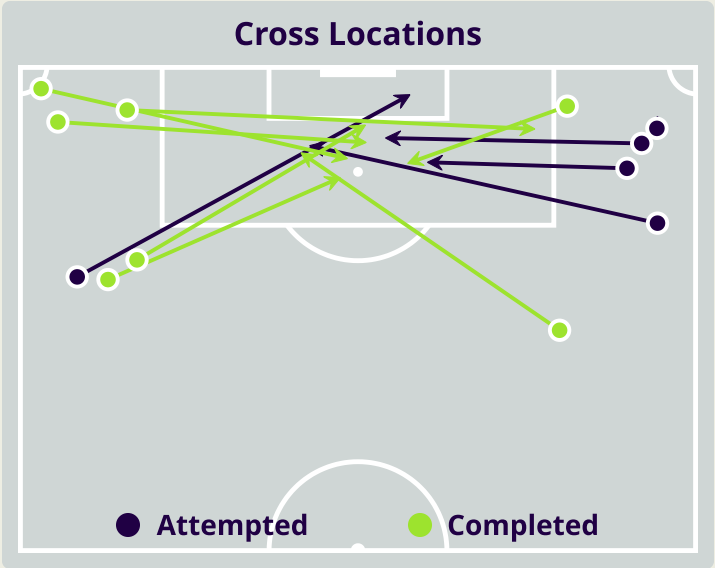
Time	Player	Outcome	Body Part	Delivery Type
3	13 KAMOLOV Amadoni	Off Target	Right Foot	Loose Ball
11	17 EHSONI Panshanbe	Off Target	Right Foot	Pass
14	6 HANONOV Vahdat	Incomplete - Blocked	Left Foot	Loose Ball
14	9 SOIROV Rustam	Off Target	Left Foot	Pass
18	19 NAZAROV Akhtam	Off Target	Left Foot	Loose Ball
21	13 KAMOLOV Amadoni	Off Target	Left Foot	Pass
24	10 DZHALILOV Alisher	On Target - Saved	Left Foot	Pass
25	10 DZHALILOV Alisher	Off Target	Left Foot	Pass
31	10 DZHALILOV Alisher	On Target - Saved	Left Foot	Pass
31	14 SHUKUROV Alisher	Incomplete - Player On Ball Error	Right Foot	Loose Ball
45	5 SAFAROV Manucher	Off Target	Right Foot	Pass
46	17 EHSONI Panshanbe	Off Target	Right Foot	Other
47	10 DZHALILOV Alisher	Deflected Off Target - Defensive Event	Left Foot	Cross
55	17 EHSONI Panshanbe	Off Target	Right Foot	Pass
55	10 DZHALILOV Alisher	Off Target	Left Foot	Loose Ball
61	14 SHUKUROV Alisher	Off Target	Left Foot	Pass
90	19 NAZAROV Akhtam	Deflected Off Target - Defensive Event	Left Foot	Pass

Attempts at Goal



Time	Player	Outcome	Body Part	Delivery Type
91	22 SAMIEV Shahrom	Off Target	Head	Corner
96	7 UMARBAEV Parvizdzhon	Off Target	Left Foot	Pass

Crosses (Open Play)



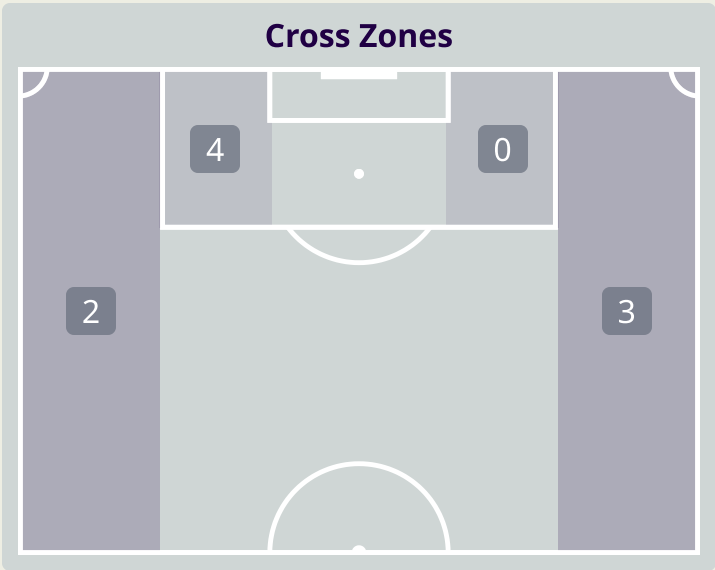
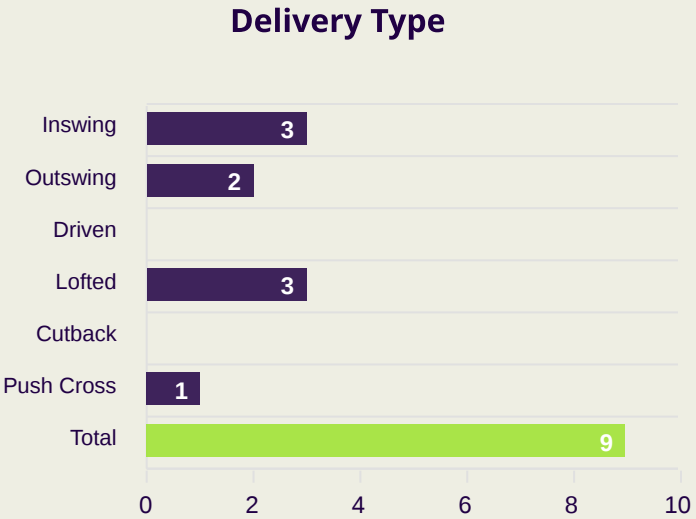
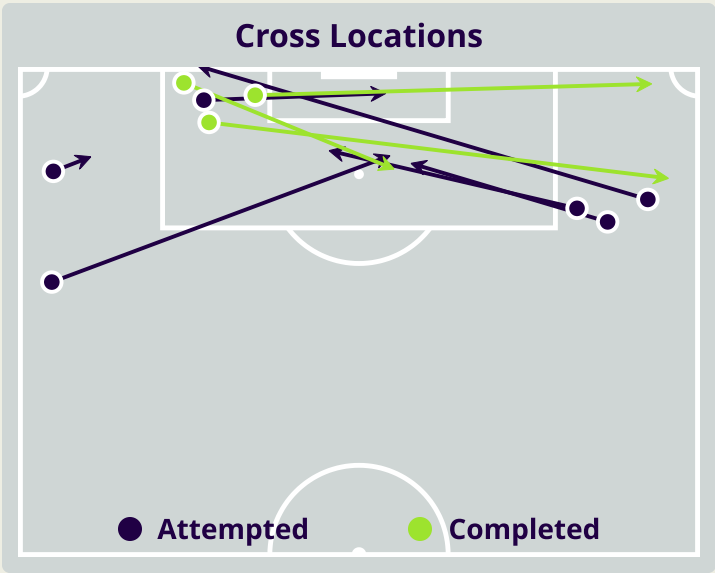
Attempted
12

Completed
7

Most Crosses Attempted
5
LIU Bin Bin
RIGHT MIDFIELD

#	Player	Inswing	Outswing	Driven	Lofted	Cutback	Push Cross	Total Attempted
1	YAN Junling	0	0	0	0	0	0	0
2	JIANG Guangtai	0	0	0	0	0	0	0
3	ZHU Chenjie	0	0	0	0	0	0	0
5	ZHANG Linpeng	0	1	0	0	0	0	1
6	WANG Shangyuan	0	0	0	0	0	0	0
7	WU Lei	0	0	0	0	0	0	0
11	TAN Long	0	0	0	0	0	0	0
18	DAI Waijun	0	0	0	0	0	0	0
19	LIU Yang	0	4	0	0	0	0	4
21	LIU Bin Bin	0	2	0	2	0	1	5
26	WANG Qiuming	0	0	0	0	0	0	0
8	XU Xin	0	0	0	0	0	0	0
9	ZHANG Yuning	0	0	0	0	0	0	0
10	XIE Pengfei	1	0	0	0	0	0	1
23	LIN Liangming	1	0	0	0	0	0	1

Crosses (Open Play)



Attempted

9

Completed

3

Most Crosses Attempted

2

DZHALILOV Alisher

ATTACKING MIDFIELD

#	Player	Inswing	Outswing	Driven	Lofted	Cutback	Push Cross	Total Attempted
1	YATIMOV Rustam	0	0	0	0	0	0	0
2	DZHURABOYEV Zoir	0	0	0	0	0	0	0
5	SAFAROV Manucher	1	0	0	0	0	0	1
6	HANONOV Vahdat	0	0	0	0	0	0	0
7	UMARBAEV Parvizzdzhon	0	0	0	1	0	0	1
9	SOIROV Rustam	0	0	0	0	0	0	0
10	DZHALILOV Alisher	1	0	0	1	0	0	2
13	KAMOLOV Amadoni	1	0	0	0	0	0	1
14	SHUKUROV Alisher	0	0	0	0	0	0	0
17	EHSONI Panshanbe	0	1	0	1	0	0	2
19	NAZAROV Akhtam	0	1	0	0	0	1	2
15	MABATSHOEV Shervoni	0	0	0	0	0	0	0
20	ALIJONI Burizod	0	0	0	0	0	0	0
22	SAMIEV Shahrom	0	0	0	0	0	0	0

Offering to Receive



216

Total Offers Made

77

Total Offers Received

Most Offers

52

WANG Shangyuan

LEFT CENTRE MIDFIELD

61

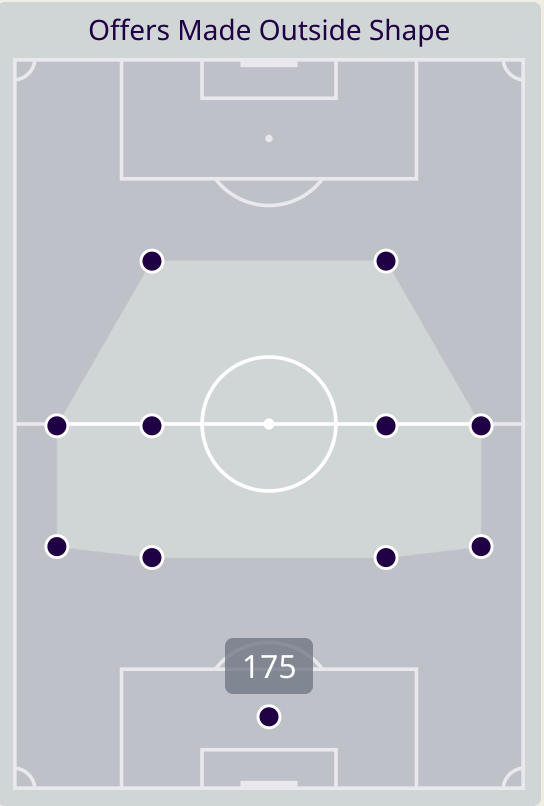
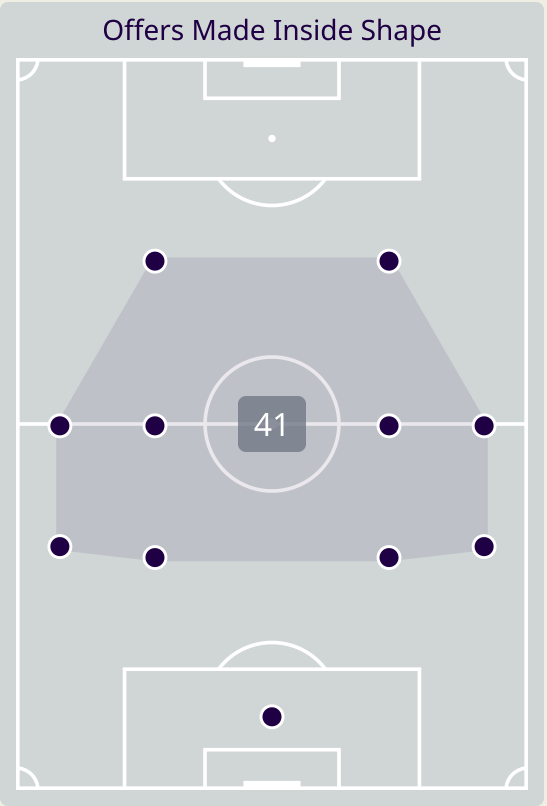
Offers Made in Final Third

97

Offers Made in Middle Third

58

Offers Made in Defensive Third



#	Player	Offers Made	Offers Received	% Made & Received
1	YAN Junling	3	1	33.3%
2	JIANG Guangtai	4	3	75%
3	ZHU Chenjie	15	3	20%
5	ZHANG Linpeng	11	6	54.5%
6	WANG Shangyuan	52	15	28.8%
7	WU Lei	9	1	11.1%
11	TAN Long	10	2	20%
18	DAI Waijun	23	8	34.8%
19	LIU Yang	20	11	55%
21	LIU Bin Bin	32	8	25%
26	WANG Qiuming	9	4	44.4%
8	XU Xin	8	4	50%
9	ZHANG Yuning	14	7	50%
10	XIE Pengfei	2	1	50%
23	LIN Liangming	4	3	75%

Offering to Receive



309

Total Offers Made

97

Total Offers Received

Most Offers

79

UMARBAEV Parvizdzhon

DEFENSIVE MIDFIELD CENTRE RIGHT

81

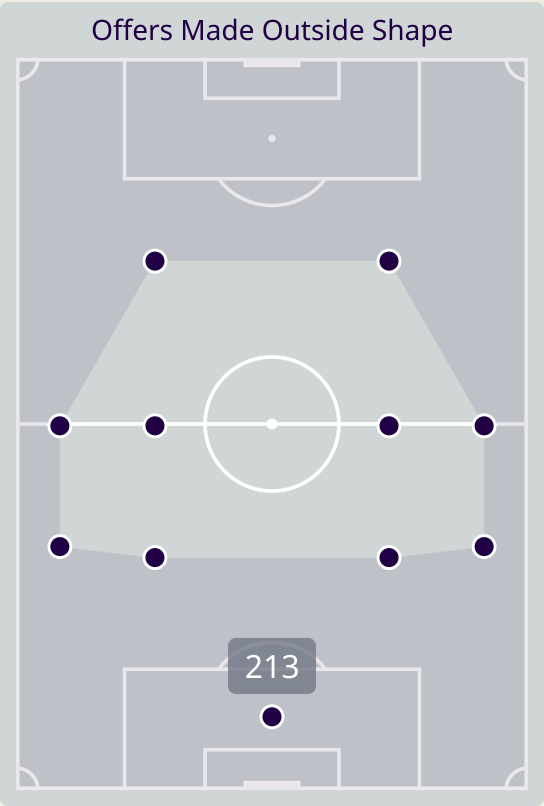
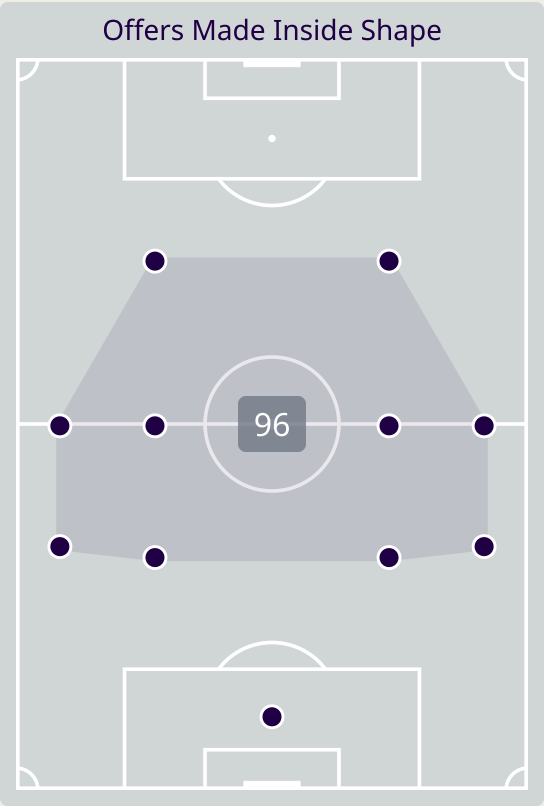
Offers Made in Final Third

109

Offers Made in Middle Third

119

Offers Made in Defensive Third



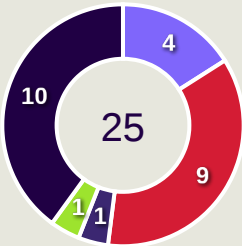
#	Player	Offers Made	Offers Received	% Made & Received
1	YATIMOV Rustam	3	0	0%
2	DZHURABOYEV Zoir	4	0	0%
5	SAFAROV Manucher	18	7	38.9%
6	HANONOV Vahdat	7	3	42.9%
7	UMARBAEV Parvizdzhon	79	23	29.1%
9	SOIROV Rustam	54	11	20.4%
10	DZHALILOV Alisher	53	18	34%
13	KAMOLOV Amadoni	18	5	27.8%
14	SHUKUROV Alisher	11	5	45.5%
17	EHSONI Panshanbe	43	16	37.2%
19	NAZAROV Akhtam	16	8	50%
15	MABATSHOEV Shervoni	0	0	0%
20	ALIJONI Burizod	2	1	50%
22	SAMIEV Shahrom	1	0	0%

Movement to Receive

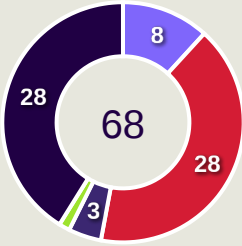


Movement Types by Phase

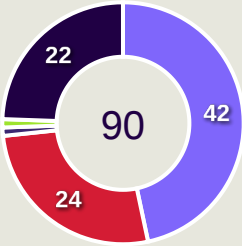
Final Third Phase



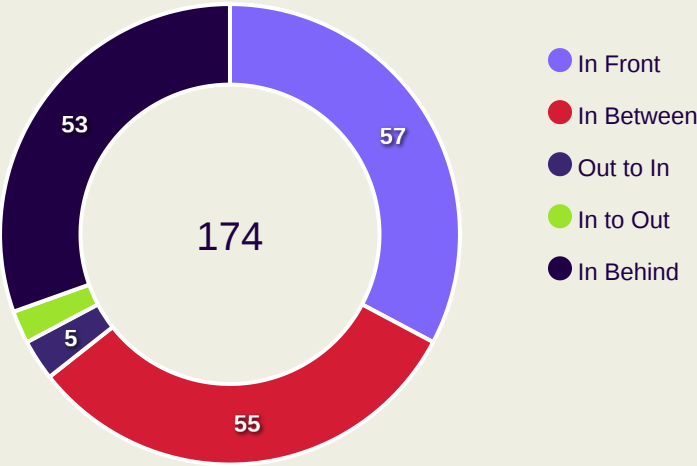
Progression Phase



Build Up Phase



All Movement Types

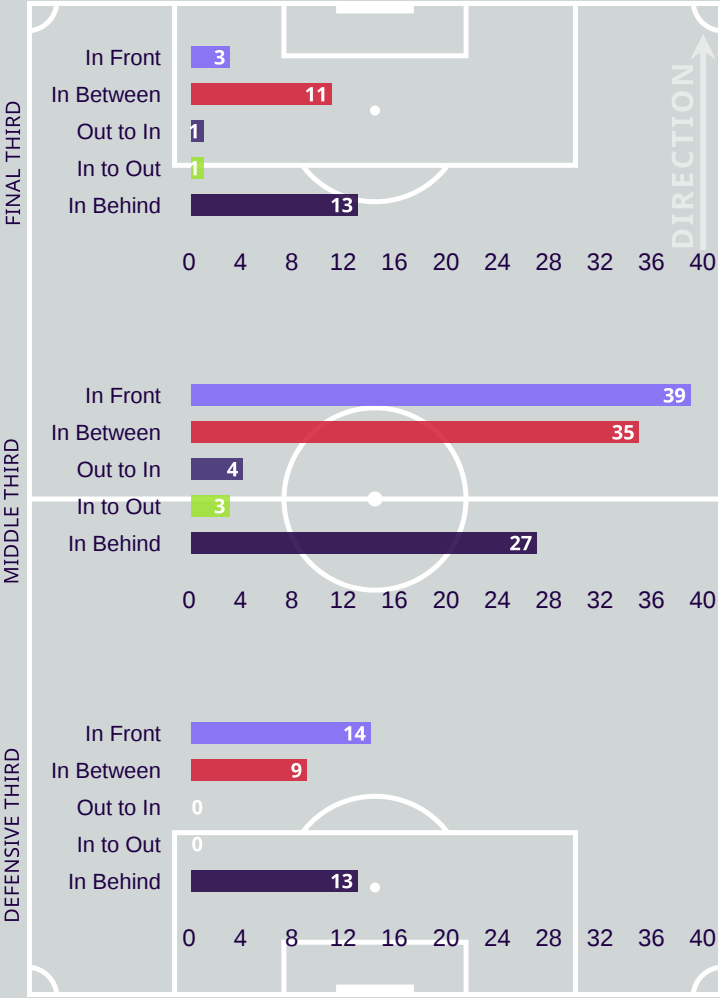


- In Front
- In Between
- Out to In
- In to Out
- In Behind

Top Ranked Players

Type	Player	Movements
In Front	6 WANG Shangyuan	22
In Between	6 WANG Shangyuan	21
Out to In	7 WU Lei	1
In to Out	6 WANG Shangyuan	3
In Behind	21 LIU Bin Bin	10

Movement Types Pitch Third

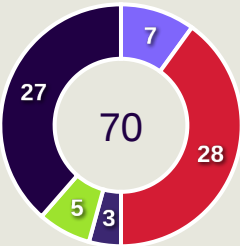


Movement to Receive

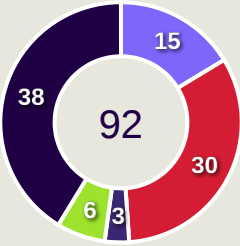


Movement Types by Phase

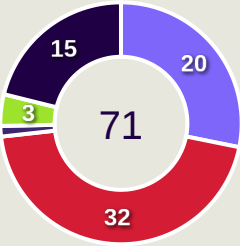
Final Third Phase



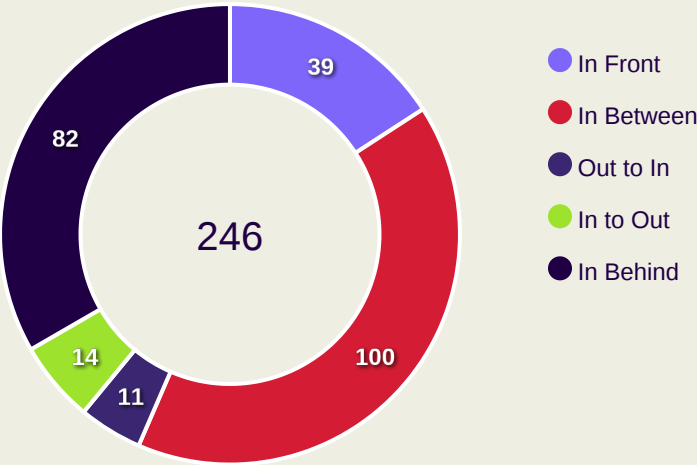
Progression Phase



Build Up Phase



All Movement Types

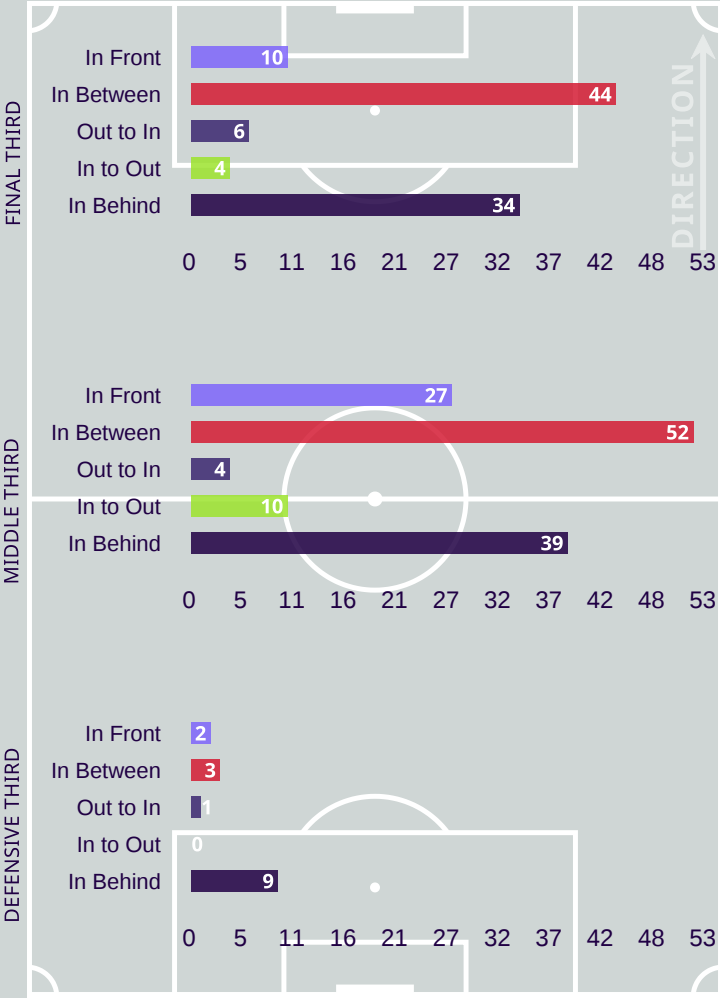


- In Front
- In Between
- Out to In
- In to Out
- In Behind

Top Ranked Players

Type	Player	Movements
In Front	7 UMARBAEV Parvizdzhon	21
In Between	7 UMARBAEV Parvizdzhon	41
Out to In	17 EHSONI Panshanbe	4
In to Out	9 SOIROV Rustam	7
In Behind	9 SOIROV Rustam	19

Movement Types Pitch Third



OUT OF POSSESSION



China PR v Tajikistan

Defensive Actions

56

Forced Turnovers

47

Possession Regained

12

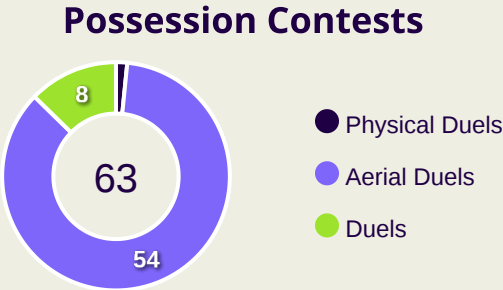
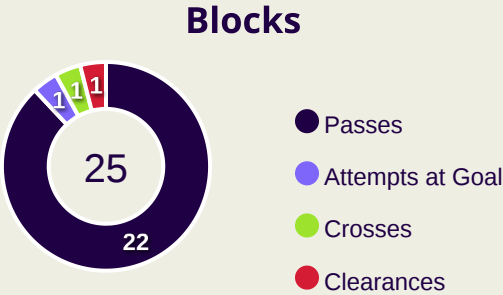
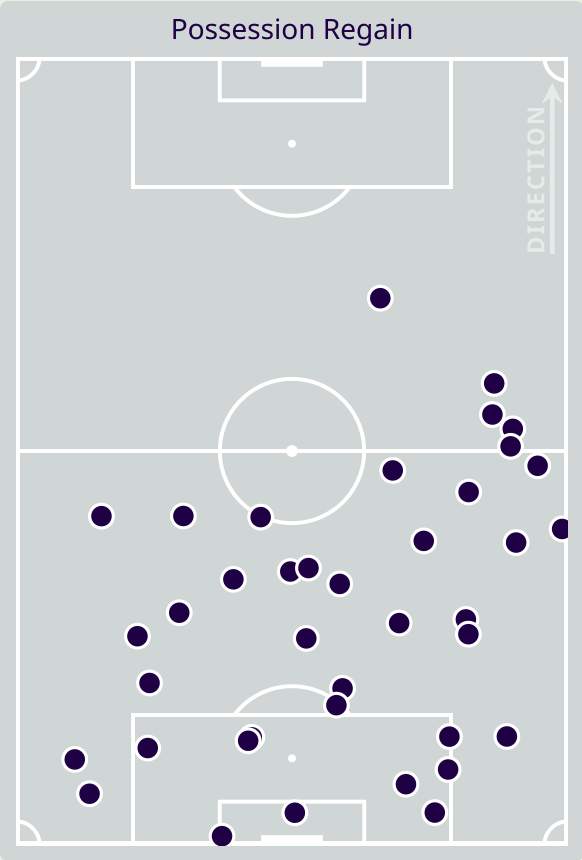
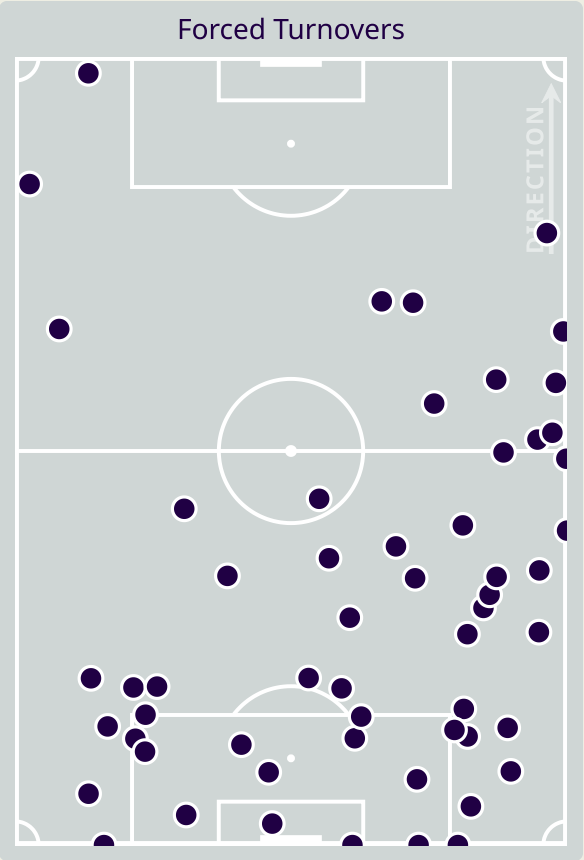
Interceptions

22

Tackles

3.2

Possession Actions / Defensive Action



Most Possession Regains

8

JIANG Guangtai
RIGHT CENTRE BACK

China PR

#	Player	Total Possession Regains
1	YAN Junling	4
2	JIANG Guangtai	8
3	ZHU Chenjie	5
5	ZHANG Linpeng	6
6	WANG Shangyuan	4
7	WU Lei	2
11	TAN Long	0
18	DAI Waijun	1
19	LIU Yang	5
21	LIU Bin Bin	2
26	WANG Qiuming	3
8	XU Xin	4
9	ZHANG Yuning	0
10	XIE Pengfei	2
23	LIN Liangming	1

Defensive Actions

46

Forced Turnovers

48

Possession Regained

9

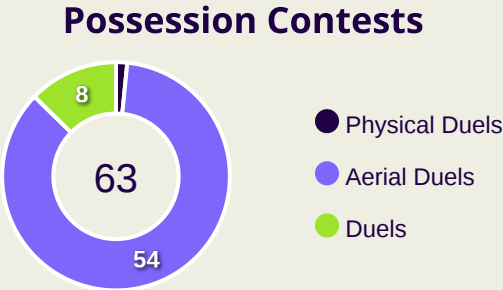
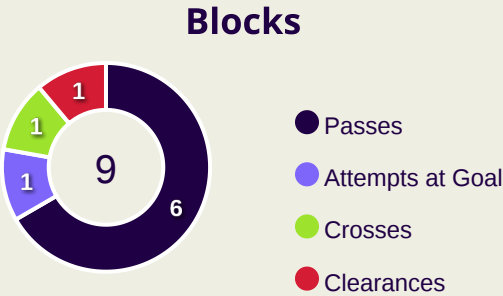
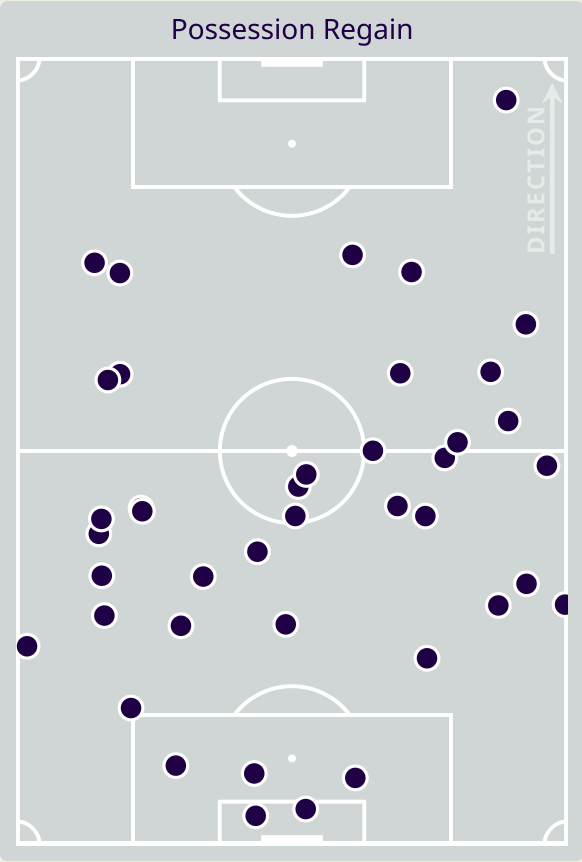
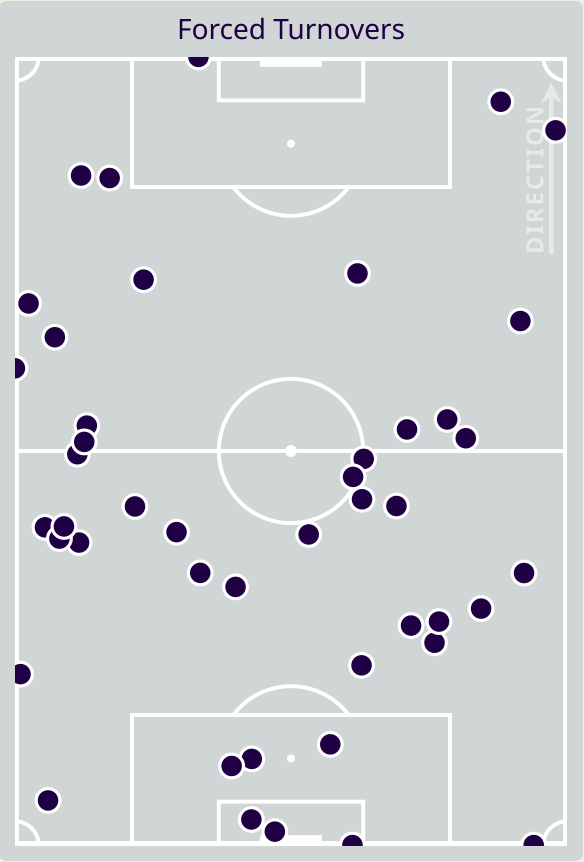
Interceptions

26

Tackles

4.85

Possession Actions / Defensive Action



Most Possession Regains

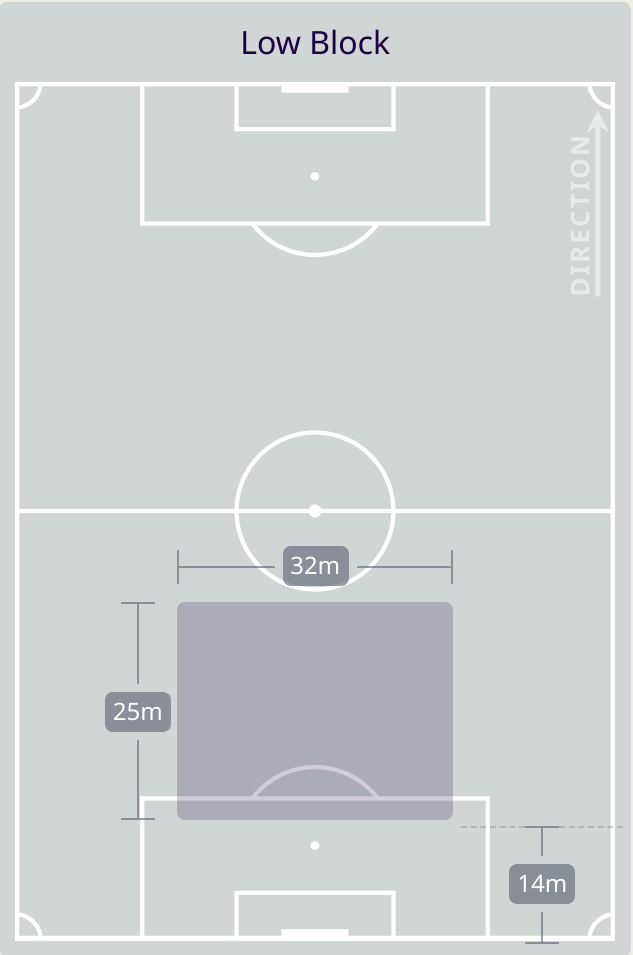
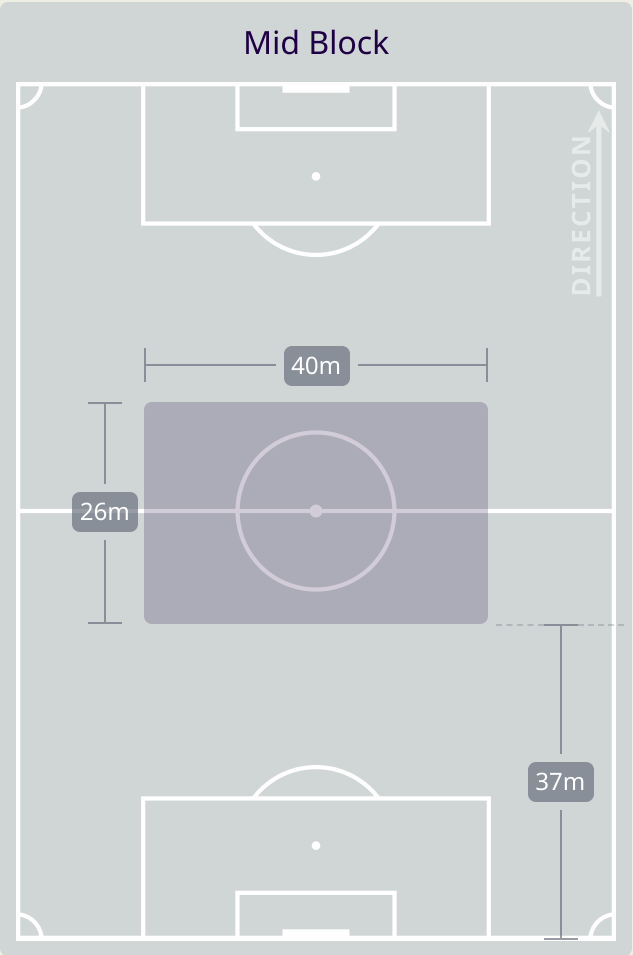
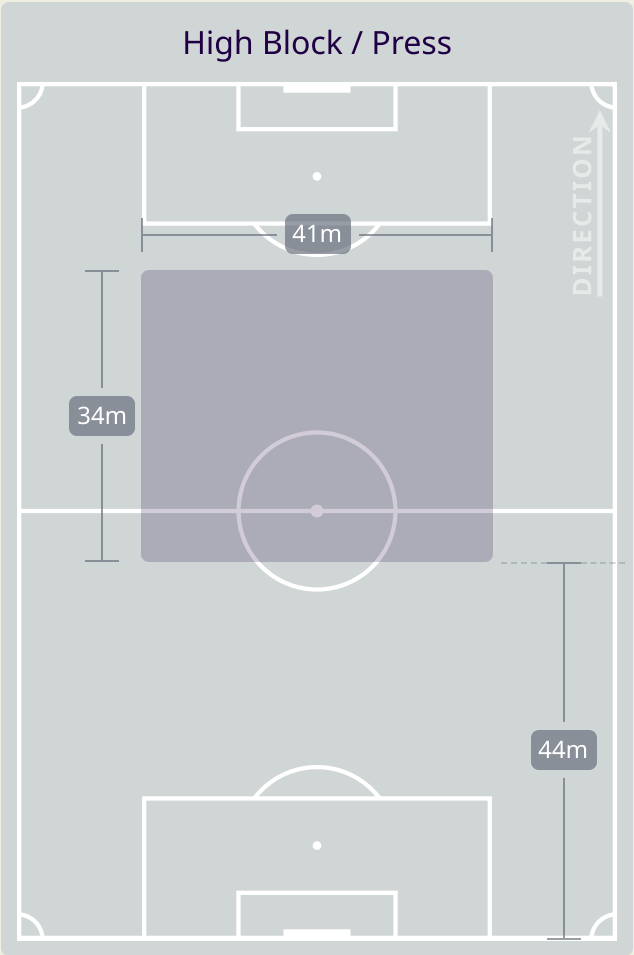
9

HANONOV Vahdat
RIGHT CENTRE BACK

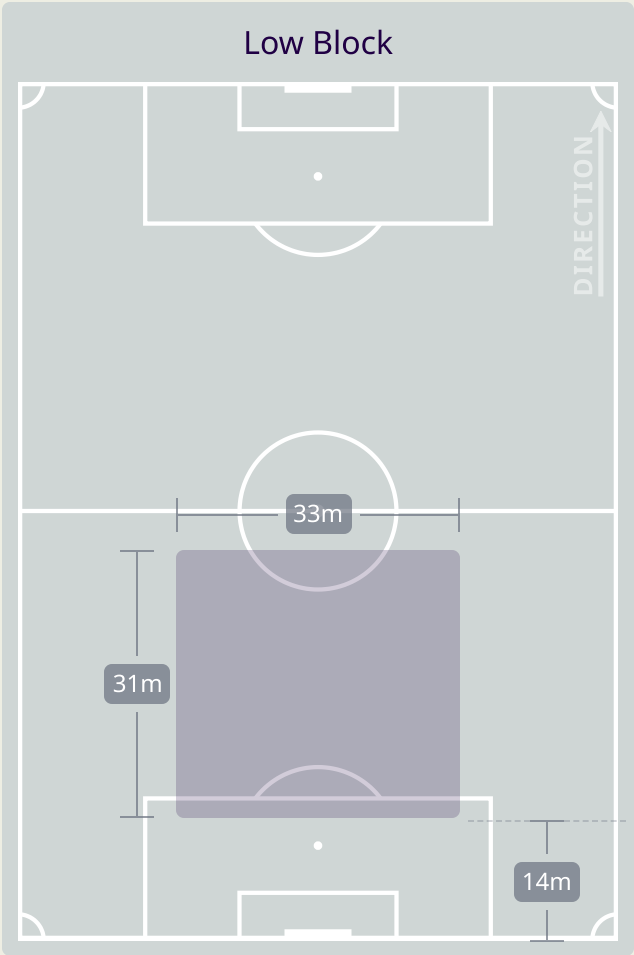
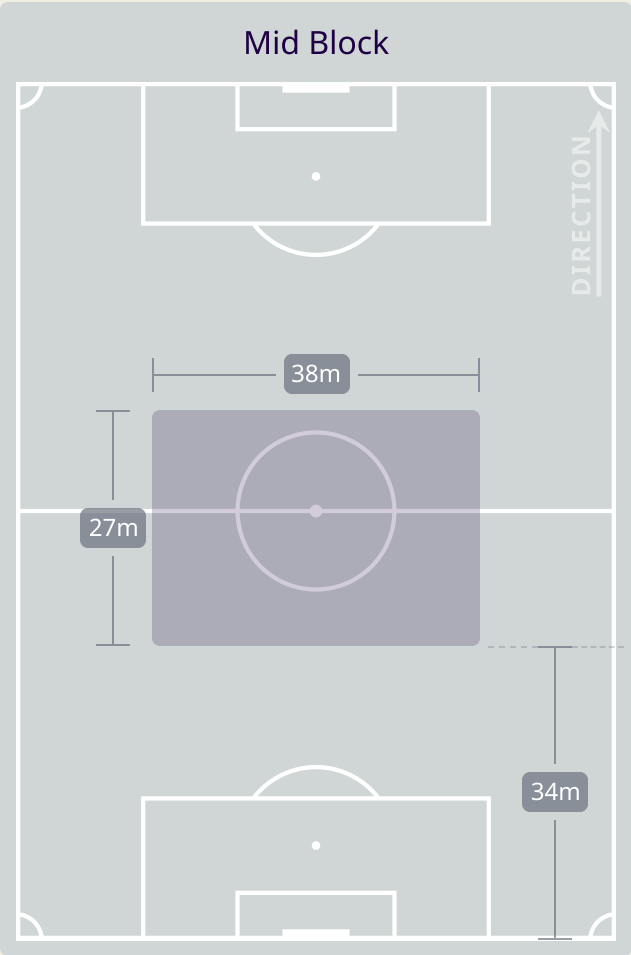
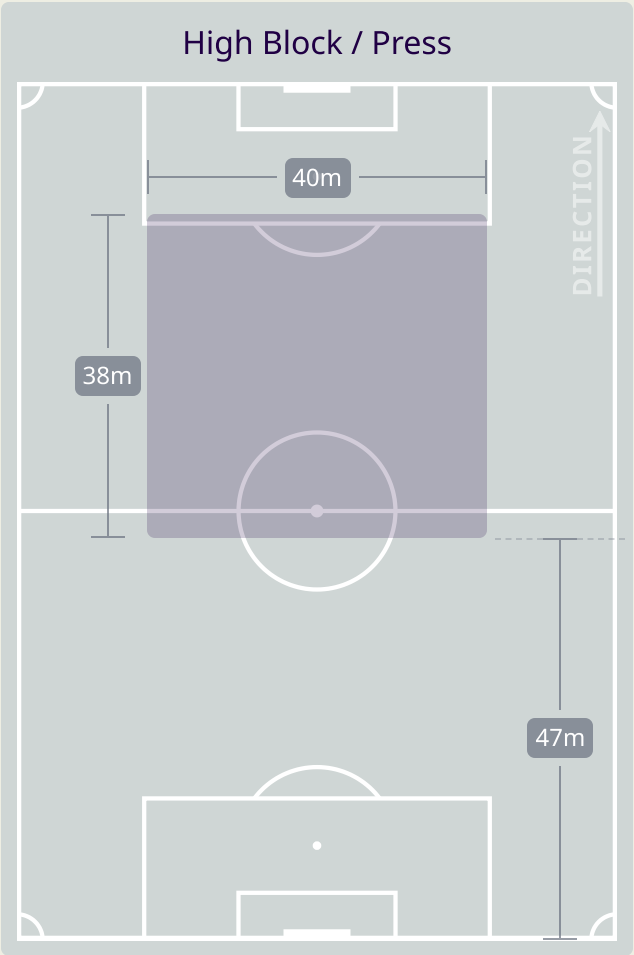
Tajikistan

#	Player	Total Possession Regains
1	YATIMOV Rustam	4
2	DZHURABOYEV Zoir	4
5	SAFAROV Manucher	8
6	HANONOV Vahdat	9
7	UMARBAEV Parvizzhon	8
9	SOIROV Rustam	2
10	DZHALILOV Alisher	2
13	KAMOLOV Amadoni	4
14	SHUKUROV Alisher	3
17	EHSONI Panshanbe	3
19	NAZAROV Akhtam	1
15	MABATSHOEV Shervoni	0
20	ALIJONI Burizod	0
22	SAMIEV Shahrom	0

Defensive Line Height & Team Length



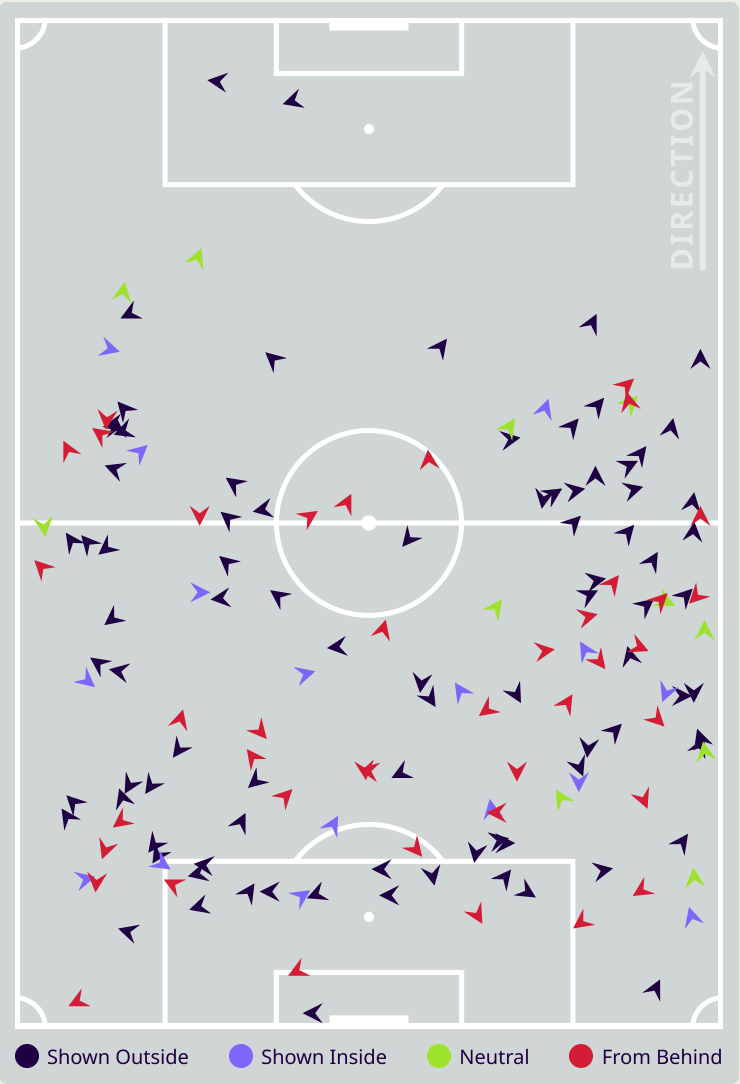
Defensive Line Height & Team Length



Defensive Pressure



China PR



155	Total Pressures	168
23	Direct Pressures	33
1.42s	Avg Pressure Duration	1.18s
56	Forced Turnovers	46
10.38s	Ball Recovery Time	8.81s
58	Pushing on into Pressing	63
161	Pushing on	168
16	Pressing Direction Inside	30
87	Pressing Direction Outside	107

Most Direct Pressures

5

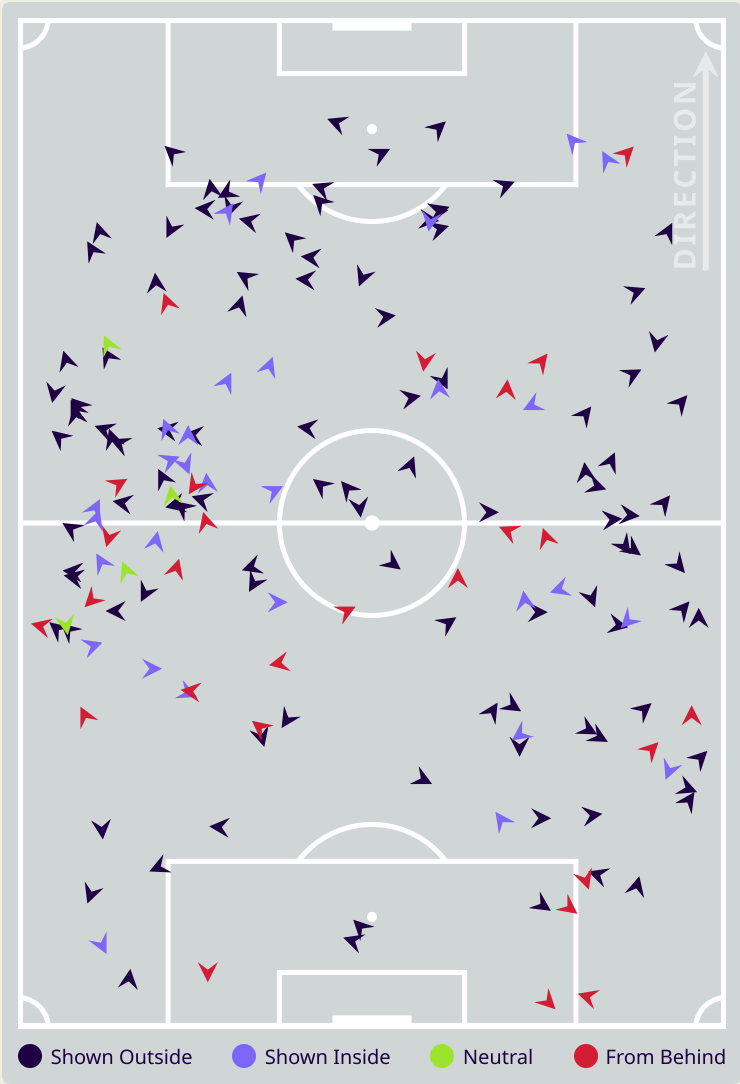
LIU Yang
LEFT BACK

Most Direct Pressures

9

UMARBAEV Parvizardzhon
DEFENSIVE MIDFIELD CENTRE RIGHT

Tajikistan



GOALKEEPING



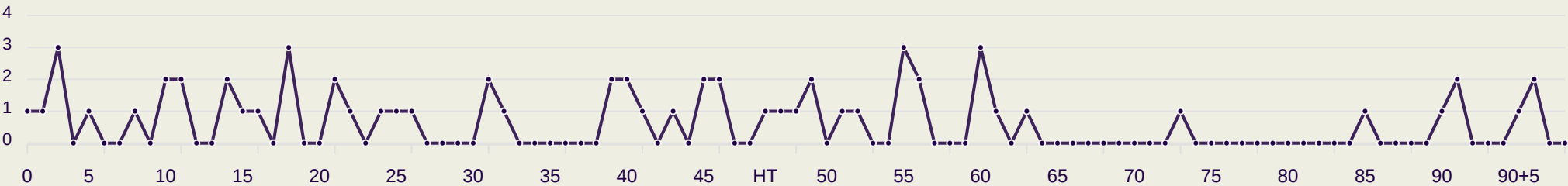
China PR v Tajikistan

Goalkeeping Involvement



China PR

China PR GK Involvement Timeline

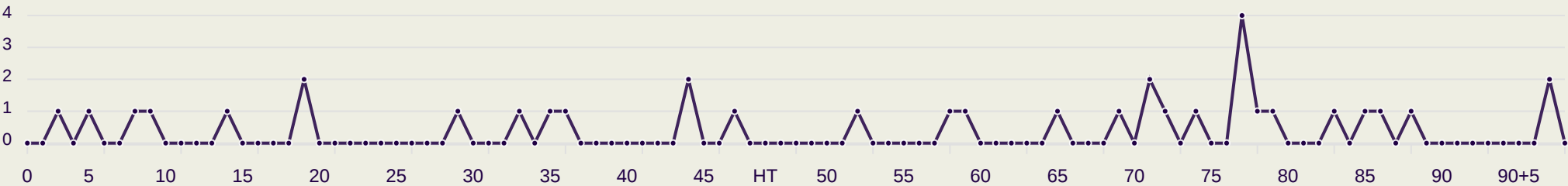


62
Total Involvements



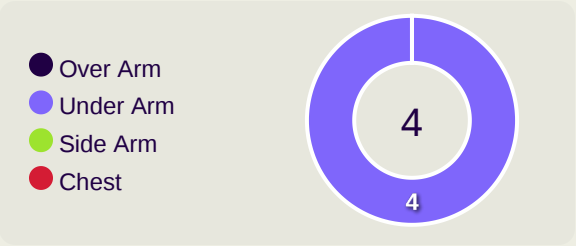
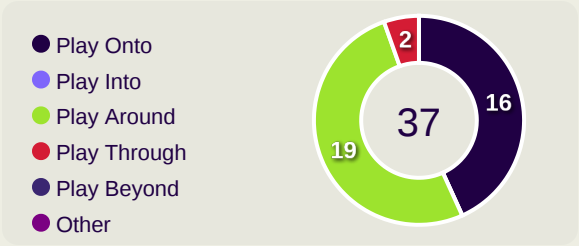
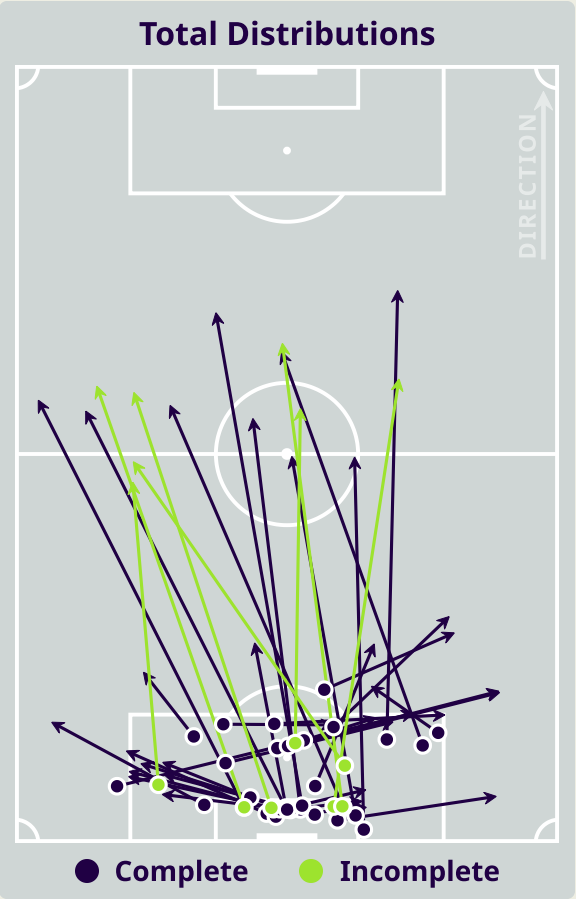
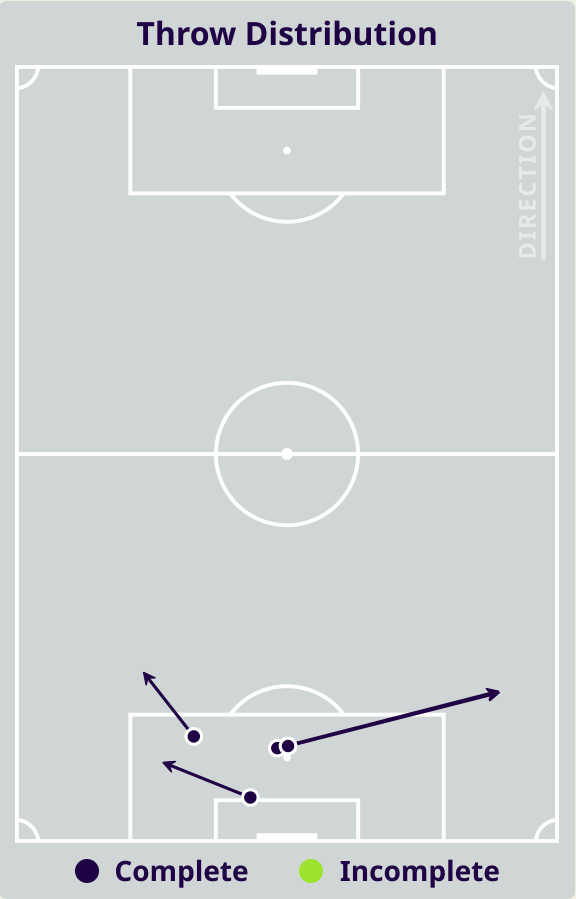
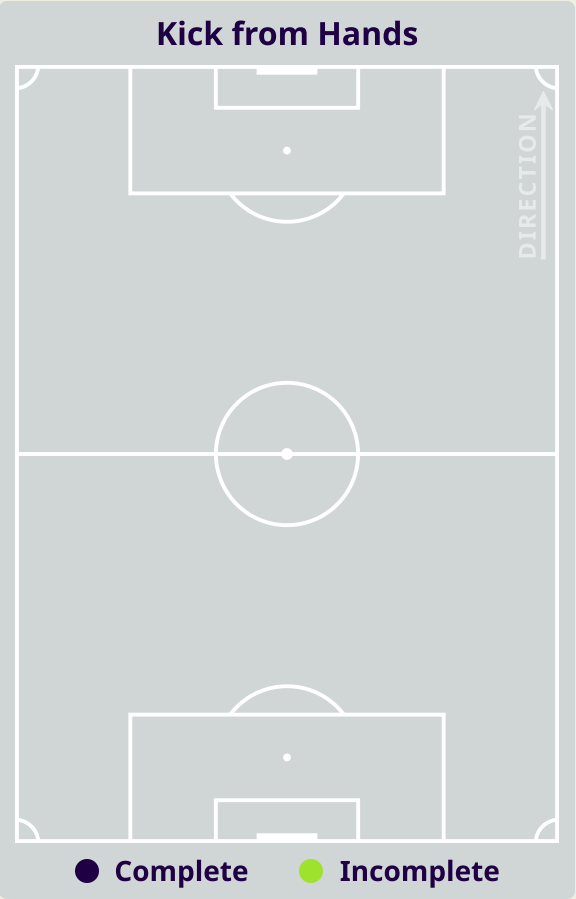
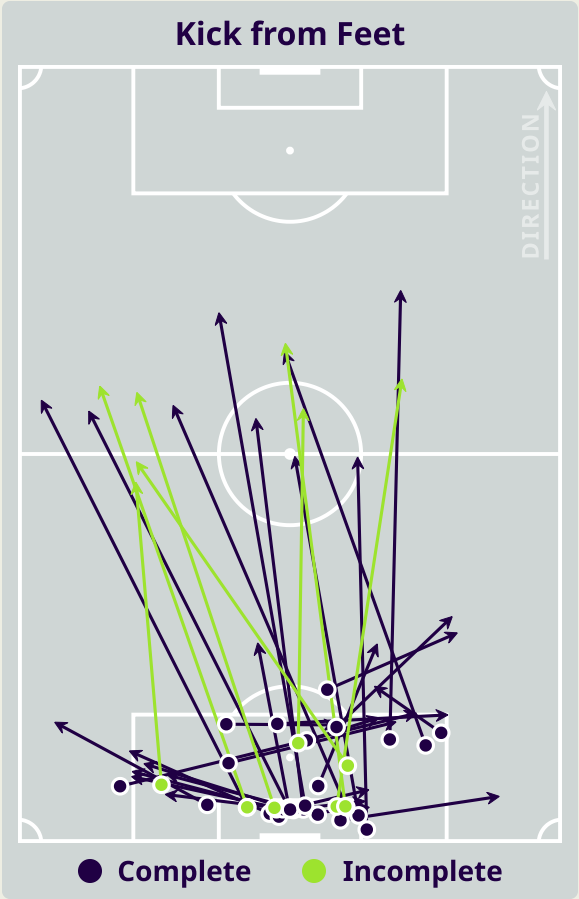
Tajikistan

Tajikistan GK Involvement Timeline

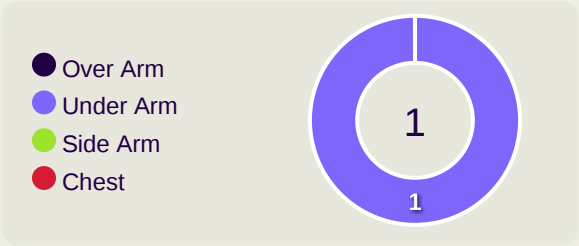
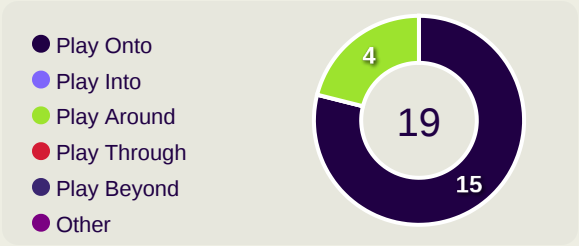
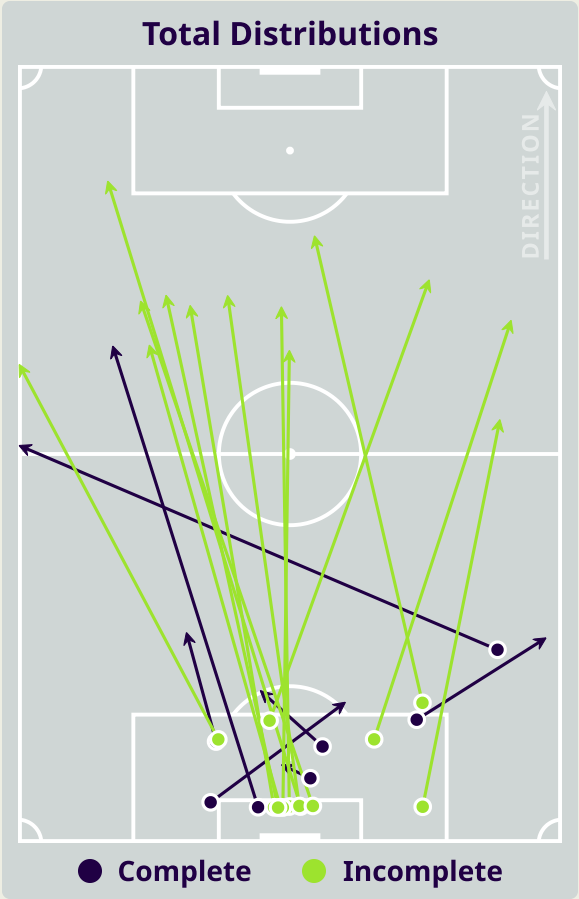
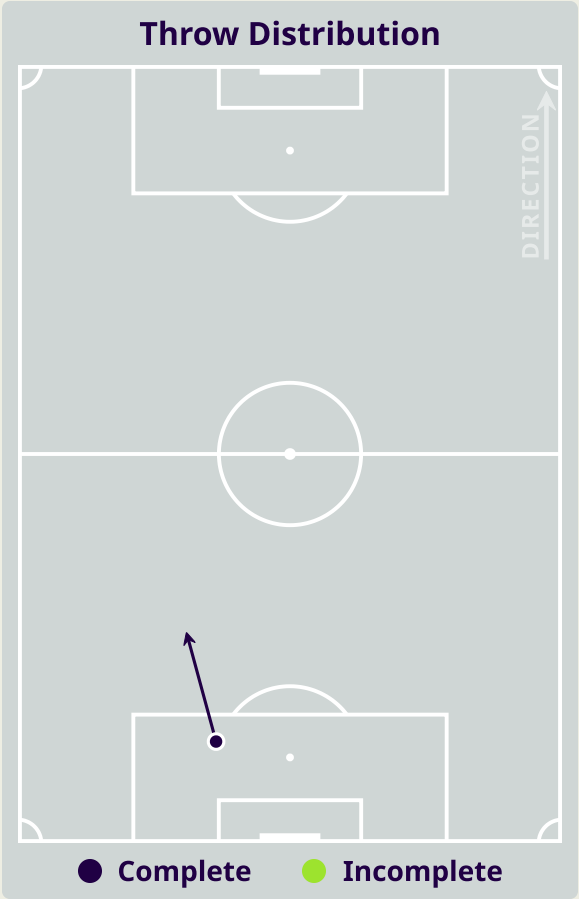
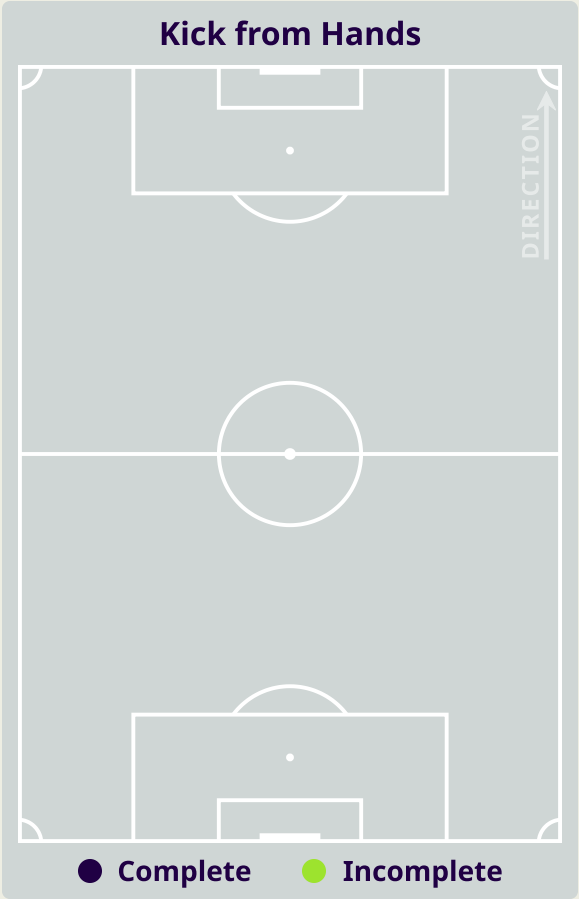
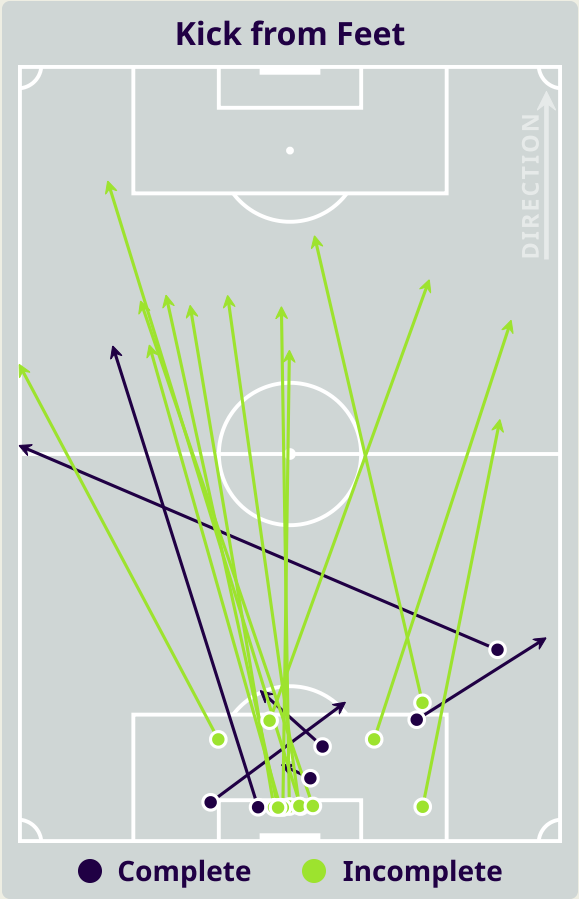


35
Total Involvements

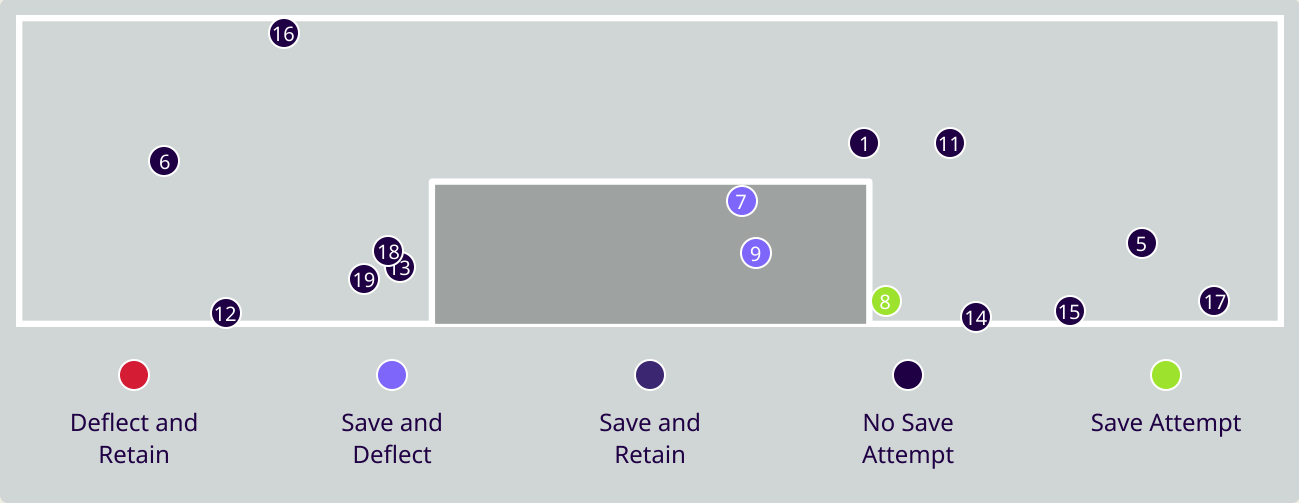
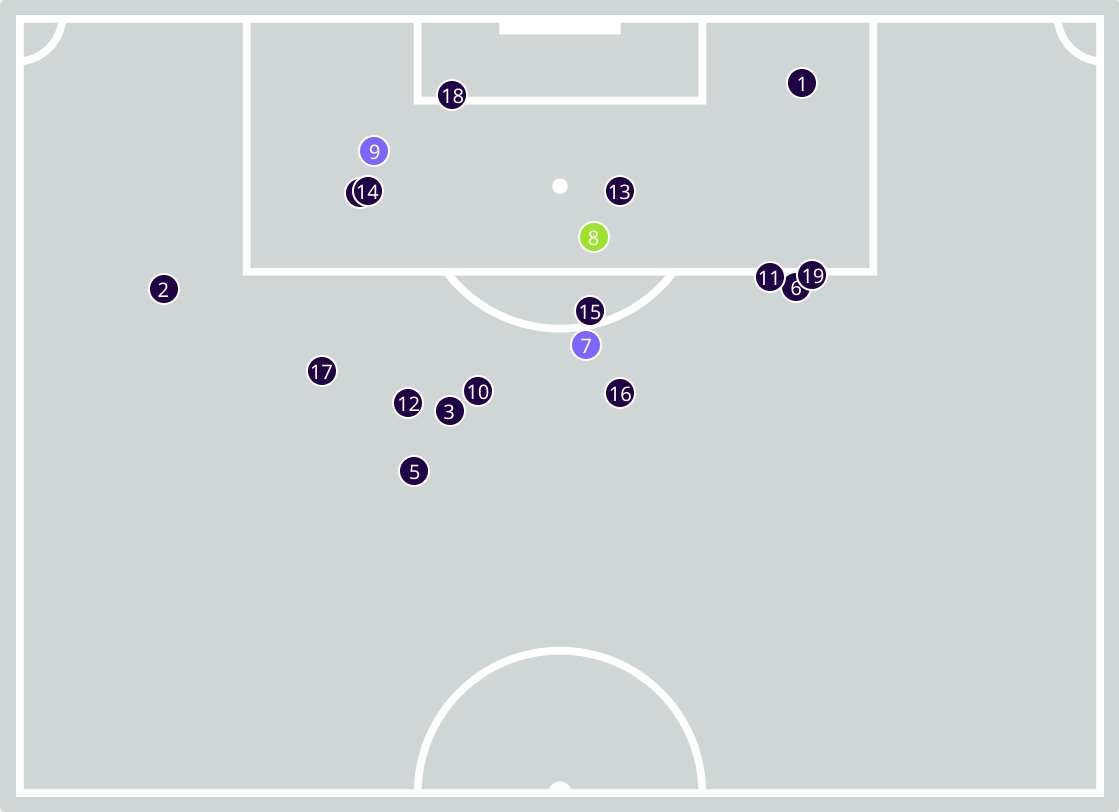
Goalkeeping Distribution



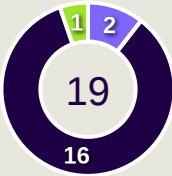
Goalkeeping Distribution



Goal Prevention

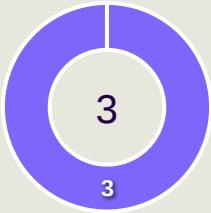


Intervention Type



- Deflect & Retain
- Save & Deflect
- Save & Retain
- No Save Attempt
- Save Attempt

Intervention Body Type



- Head
- Hands
- Upper Body
- Lower Body
- Feet

19

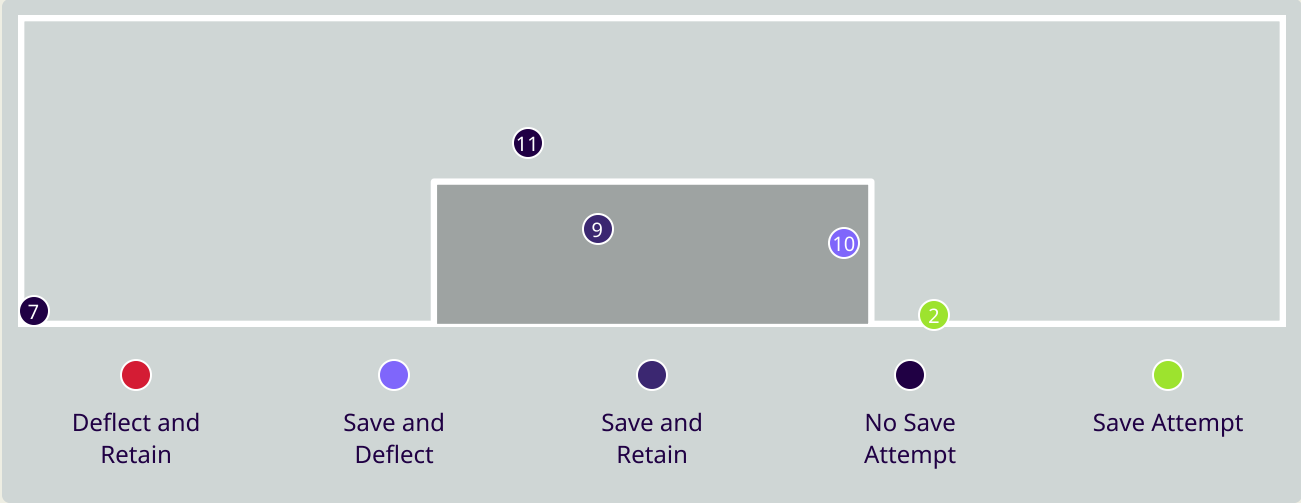
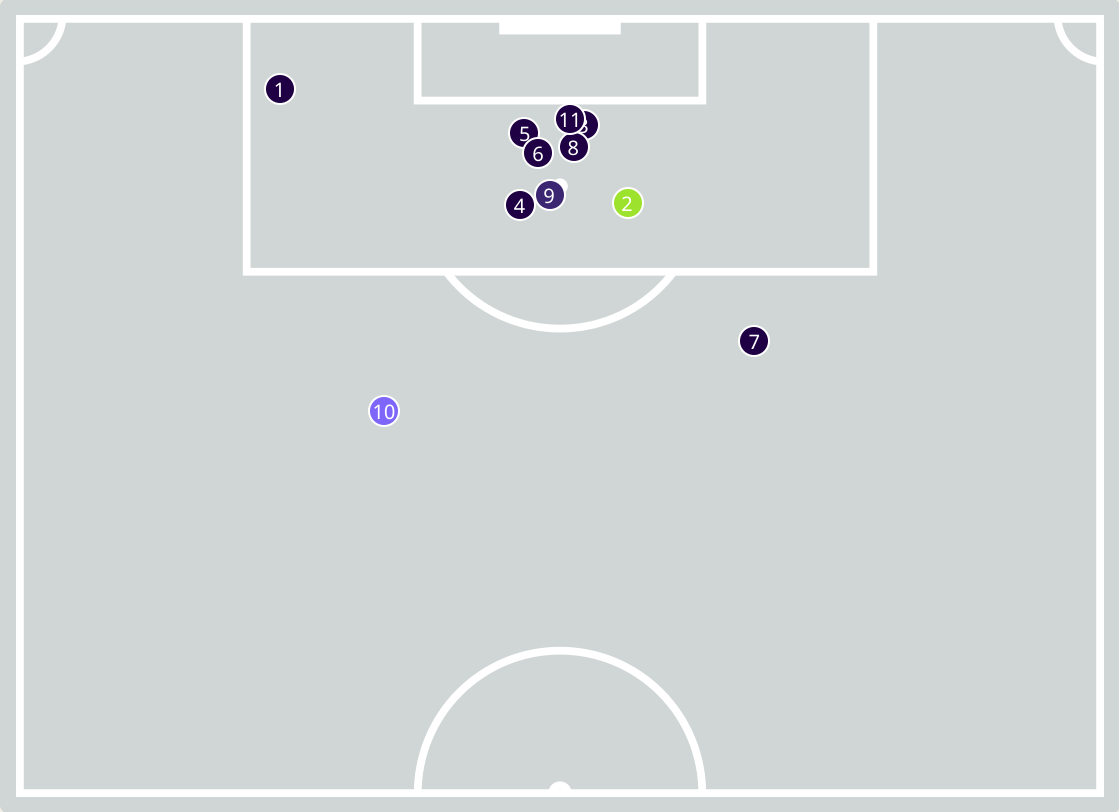
Total Attempts on Goal Faced

100

Save %

Total Attempts on Goal Faced	Total Goal Interventions	Save & Retain	Deflect & Retain	Save & Deflect	Save Attempt	No Save Attempt
19	2	0	0	2	1	16

Goal Prevention

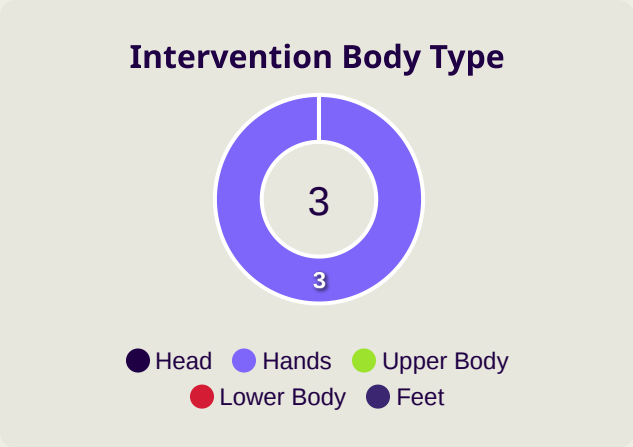
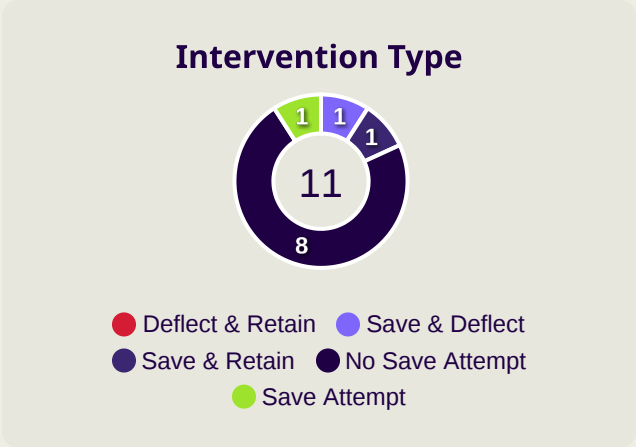


11

Total Attempts on Goal Faced

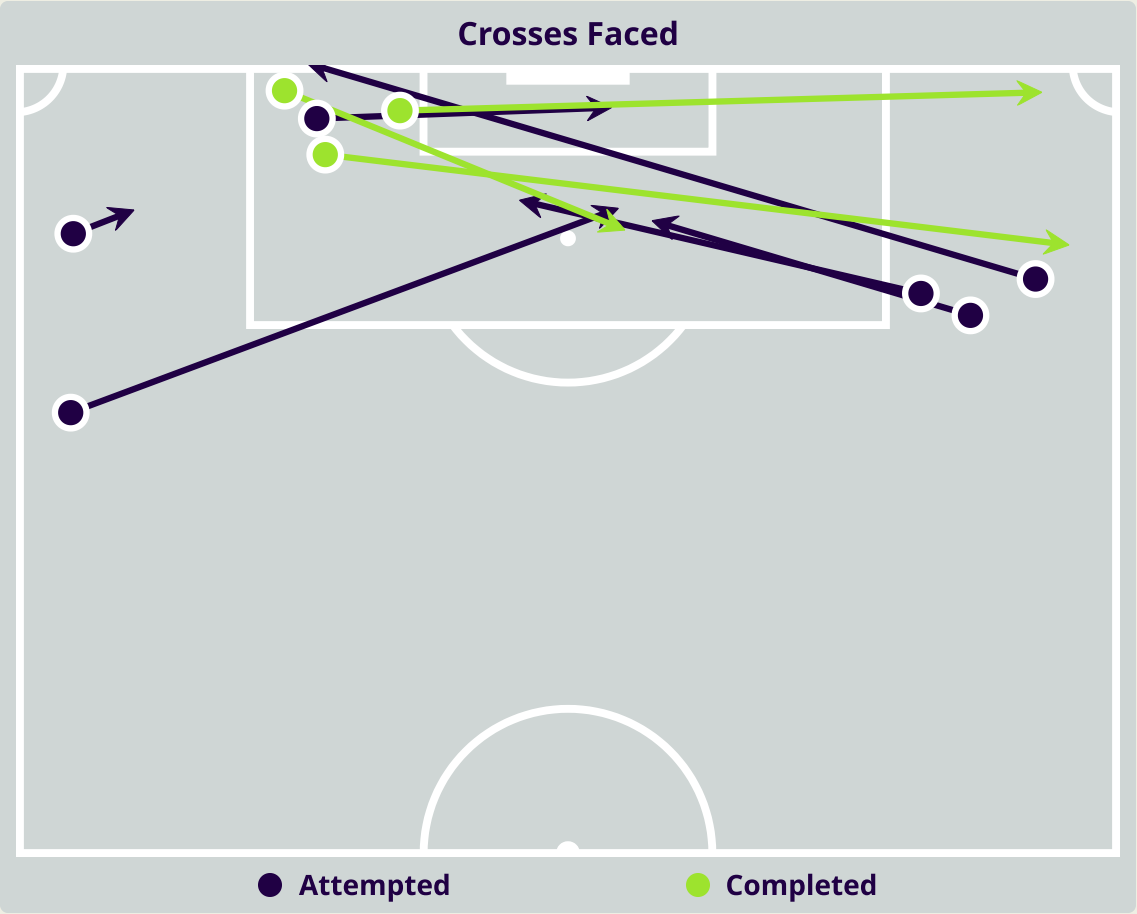

100

Save %



Total Attempts on Goal Faced	Total Goal Interventions	Save & Retain	Deflect & Retain	Save & Deflect	Save Attempt	No Save Attempt
11	2	1	0	1	1	8

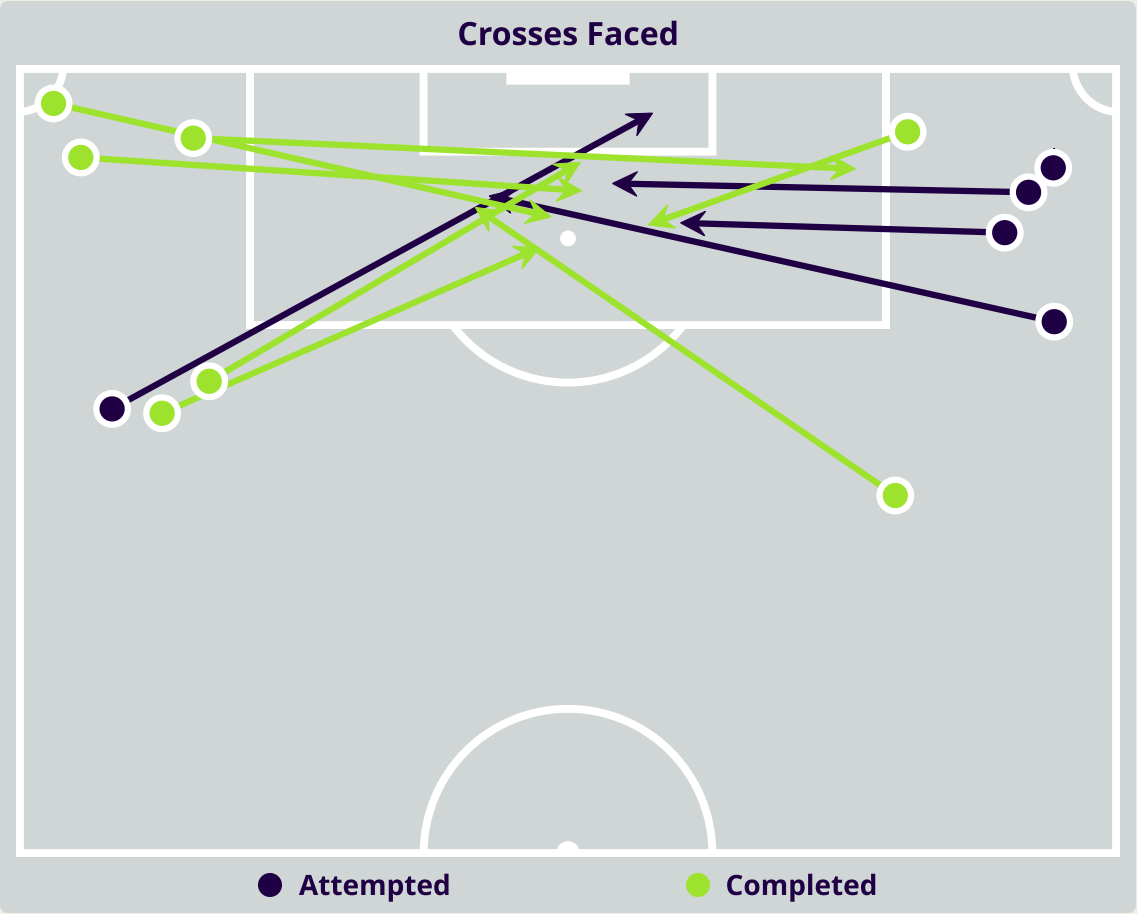

Aerial Control



Delivery Types Faced

Total	In Swing	Out Swing	Driven	Lofted	Cutback	Push
13	6	2	0	4	0	1

Aerial Control



Delivery Types Faced

Total	In Swing	Out Swing	Driven	Lofted	Cutback	Push
16	3	10	0	2	0	1

SET PLAYS



China PR v Tajikistan

Set Plays



Free Kicks	
Type	Total
Direct	11
Direct (on target)	0
Direct (off target)	0
Indirect	2

Corners			
Delivery Type	From Left Side	From Right Side	Total
Direct to Area	0	4	4
Short	0	0	0
Edge of Penalty Area	0	0	0

Corners	
Delivery Style	Total
Inswing	1
Outswing	3
Driven	0

Set Plays



47

Total Set Plays

21

Total Free Kicks

0

Total Penalties

4

Total Corners

22

Total Throw Ins

Free Kicks	
Type	Total
Direct	20
Direct (on target)	0
Direct (off target)	0
Indirect	1

Corners			
Delivery Type	From Left Side	From Right Side	Total
Direct to Area	1	1	2
Short	2	0	2

Edge of Penalty Area	0	0	0
----------------------	---	---	---

Corners	
Delivery Style	Total
Inswing	2
Outswing	0
Driven	0

INDIVIDUAL DATA IN POSSESSION



China PR v Tajikistan

In Possession - Distributions



#	Player	Passes Attempted	Passes Completed	Pass Completion %	Switches of Play	Crosses Attempted	Crosses Completed	Line Breaks Attempted	Line Breaks Completed	Line Break Completion %	Ball Progressions	Take Ons	Step Ins	Attempts at Goal	Goals
1	YAN Junling	41	34	83%	1	0	0	14	9	64%	0	0	0	0	0
2	JIANG Guangtai	46	38	83%	1	0	0	6	4	66%	0	0	0	0	0
3	ZHU Chenjie	40	35	88%	0	0	0	16	11	68%	0	0	0	0	0
5	ZHANG Linpeng	57	45	79%	4	1	1	27	20	74%	0	0	0	1	0
6	WANG Shangyuan	41	30	73%	0	0	0	18	11	61%	0	0	0	0	0
7	WU Lei	9	7	78%	0	0	0	0	0	0%	1	1	0	1	0
11	TAN Long	7	6	86%	0	0	0	2	1	50%	1	0	1	0	0
18	DAI Waijun	12	12	100%	0	3	2	2	2	100%	1	1	0	1	0
19	LIU Yang	42	32	76%	1	4	4	12	5	41%	1	1	0	1	0
21	LIU Bin Bin	31	25	81%	0	5	1	8	4	50%	4	2	2	0	0
26	WANG Qiuming	15	9	60%	0	0	0	4	1	25%	1	1	0	2	0
8	XU Xin	19	16	84%	0	0	0	6	5	83%	1	0	1	1	0
9	ZHANG Yuning	14	11	79%	0	0	0	4	2	50%	0	0	0	1	0
10	XIE Pengfei	8	6	75%	0	2	0	1	0	0%	0	0	0	3	0
23	LIN Liangming	6	5	83%	1	1	1	2	2	100%	1	0	1	0	0

In Possession - Offers & Receptions



			Offer movement types						
#	Player	Total Offers	In Front	In Between	Out to In	In to Out	In Behind	No Movement	Offers Received
1	YAN Junling	3	0	0	0	0	3	0	1
2	JIANG Guangtai	4	0	0	0	0	1	3	3
3	ZHU Chenjie	15	4	0	0	0	5	6	3
5	ZHANG Linpeng	11	7	0	0	0	4	0	6
6	WANG Shangyuan	52	22	21	0	3	1	5	15
7	WU Lei	9	0	4	1	0	4	0	1
11	TAN Long	10	0	6	0	0	3	1	2
18	DAI Waijun	23	1	9	1	0	8	4	8
19	LIU Yang	20	5	1	0	0	5	9	11
21	LIU Bin Bin	32	8	0	1	0	10	13	8
26	WANG Qiuming	9	4	4	1	0	0	0	4
8	XU Xin	8	3	2	0	1	2	0	4
9	ZHANG Yuning	14	2	6	0	0	6	0	7
10	XIE Pengfei	2	1	1	0	0	0	0	1
23	LIN Liangming	4	0	1	1	0	1	1	3

In Possession - Distributions



#	Player	Passes Attempted	Passes Completed	Pass Completion %	Switches of Play	Crosses Attempted	Crosses Completed	Line Breaks Attempted	Line Breaks Completed	Line Break Completion %	Ball Progressions	Take Ons	Step Ins	Attempts at Goal	Goals
1	YATIMOV Rustam	21	7	33%	1	0	0	15	3	20%	0	0	0	0	0
2	DZHURABOYEV Zoir	47	42	89%	0	0	0	11	7	63%	0	0	0	0	0
5	SAFAROV Manucher	48	35	73%	0	1	0	13	7	53%	0	0	0	1	0
6	HANONOV Vahdat	36	32	89%	2	0	0	11	8	72%	1	0	1	1	0
7	UMARBAEV Parvizdzhon	55	46	84%	1	3	1	19	15	78%	0	0	0	1	0
9	SOIROV Rustam	24	17	71%	0	0	0	5	3	60%	1	1	0	1	0
10	DZHALILOV Alisher	27	20	74%	1	2	1	7	4	57%	0	0	0	5	0
13	KAMOLOV Amadoni	17	15	88%	0	1	0	3	1	33%	1	1	0	2	0
14	SHUKUROV Alisher	28	23	82%	0	0	0	7	4	57%	1	1	0	2	0
17	EHSONI Panshanbe	48	39	81%	1	4	1	15	9	60%	1	1	0	3	0
19	NAZAROV Akhtam	66	55	83%	1	2	1	39	32	82%	0	0	0	2	0
15	MABATSHOEV Shervoni	0	0	0%	0	0	0	0	0	0%	0	0	0	0	0
20	ALIJONI Burizod	2	1	50%	0	0	0	0	0	0%	0	0	0	0	0
22	SAMIEV Shahrom	4	3	75%	0	0	0	0	0	0%	1	1	0	1	0

In Possession - Offers & Receptions



			Offer movement types						
#	Player	Total Offers	In Front	In Between	Out to In	In to Out	In Behind	No Movement	Offers Received
1	YATIMOV Rustam	3	0	0	0	0	3	0	0
2	DZHURABOYEV Zoir	4	0	0	0	0	3	1	0
5	SAFAROV Manucher	18	3	1	3	0	2	9	7
6	HANONOV Vahdat	7	0	0	0	0	2	5	3
7	UMARBAEV Parvizdzhon	79	21	41	2	1	9	5	23
9	SOIROV Rustam	54	2	21	1	7	19	4	11
10	DZHALILOV Alisher	53	6	27	1	3	11	5	18
13	KAMOLOV Amadoni	18	0	1	0	0	13	4	5
14	SHUKUROV Alisher	11	2	3	0	2	1	3	5
17	EHSONI Panshanbe	43	4	5	4	1	12	17	16
19	NAZAROV Akhtam	16	1	1	0	0	5	9	8
15	MABATSHOEV Shervoni	0	0	0	0	0	0	0	0
20	ALIJONI Burizod	2	0	0	0	0	1	1	1
22	SAMIEV Shahrom	1	0	0	0	0	1	0	0

INDIVIDUAL DATA OUT OF POSSESSION



China PR v Tajikistan

Out of Possession



#	Player	Tackles Made / Won	Blocks	Interceptions	Pressing Direct	Pressing Indirect	Duels Won - Aerial	Duels Won - Physical	Possession Contests won	Clearances	Loose Ball Receptions	Pushing On	Pushing On into Pressing	Possession Regains	Possession Interrupted
1	YAN Junling	0 / 0	0	0	0	0	0	0	0	1	2	0	0	4	0
2	JIANG Guangtai	1 / 0	4	3	1	5	2	0	2	10	5	5	1	8	7
3	ZHU Chenjie	1 / 0	3	0	1	6	3	0	3	9	0	13	3	5	7
5	ZHANG Linpeng	4 / 0	4	1	1	5	6	0	6	3	3	26	4	6	1
6	WANG Shangyuan	2 / 0	3	2	4	16	0	0	0	5	10	27	10	4	7
7	WU Lei	0 / 0	1	1	1	5	1	0	1	0	2	5	2	2	0
11	TAN Long	1 / 0	0	0	0	11	3	0	3	1	1	5	4	0	2
18	DAI Waijun	2 / 0	1	0	2	18	1	0	1	0	1	10	6	1	1
19	LIU Yang	3 / 0	4	3	5	8	4	0	4	9	3	10	4	5	11
21	LIU Bin Bin	1 / 0	2	0	4	36	1	0	1	1	5	33	16	2	2
26	WANG Qiuming	0 / 0	1	0	0	9	0	0	1	2	4	15	3	3	1
8	XU Xin	3 / 0	2	1	1	5	2	0	2	3	3	7	3	4	3
9	ZHANG Yuning	0 / 0	2	0	0	3	1	0	1	0	3	1	0	0	0
10	XIE Pengfei	1 / 0	0	1	0	1	2	0	2	0	3	1	1	2	1
23	LIN Liangming	3 / 1	0	0	3	4	0	0	0	1	1	3	1	1	0

Out of Possession



#	Player	Tackles Made / Won	Blocks	Interceptions	Pressing Direct	Pressing Indirect	Duels Won - Aerial	Duels Won - Physical	Possession Contests won	Clearances	Loose Ball Receptions	Pushing On	Pushing On into Pressing	Possession Regains	Possession Interrupted
1	YATIMOV Rustam	0 / 0	0	0	0	0	0	0	0	0	2	0	0	4	0
2	DZHURABOYEV Zoir	1 / 0	0	1	0	0	2	0	2	9	8	14	0	4	5
5	SAFAROV Manucher	3 / 0	1	2	2	11	5	0	5	5	4	20	4	8	3
6	HANONOV Vahdat	4 / 0	1	3	3	5	6	0	6	7	3	13	3	9	4
7	UMARBAEV Parvizdzhon	4 / 0	0	2	9	25	0	0	1	3	6	21	6	8	3
9	SOIROV Rustam	1 / 0	1	0	1	23	1	0	2	0	2	20	8	2	0
10	DZHALILOV Alisher	1 / 0	0	1	2	20	2	1	3	0	4	18	9	2	0
13	KAMOLOV Amadoni	2 / 0	3	0	8	11	4	0	6	2	6	11	8	4	1
14	SHUKUROV Alisher	4 / 1	0	0	5	10	8	0	9	2	11	15	7	3	4
17	EHSONI Panshanbe	3 / 0	2	0	2	20	0	0	1	2	4	15	10	3	2
19	NAZAROV Akhtam	3 / 0	2	0	1	7	0	0	0	0	8	19	6	1	1
15	MABATSHOEV Shervoni	0 / 0	0	0	0	2	0	0	0	0	0	1	1	0	0
20	ALIJONI Burizod	0 / 0	0	0	0	1	0	0	0	0	0	1	1	0	0
22	SAMIEV Shahrom	0 / 0	0	0	0	0	0	0	1	0	1	0	0	0	0

INDIVIDUAL DATA PHYSICAL



China PR v Tajikistan

Physical Data



#	Player	Total Distance (m)	Zone 1: 0-7 km/h (m)	Zone 2: 7-15 km/h (m)	Zone 3: 15-20 km/h (m)	Zone 4: 20-25 km/h (m)	Zone 5: 25+ km/h (m)	High Speed Runs (Zone 4)	Sprints (Zone 5)	Top Speed (km/h)
1	YAN Junling	6111.7	4483.9	1461.0	120.6	46.1	0	5.0	0	24.0
2	JIANG Guangtai	8688.7	4283.3	3140.4	890.0	280.9	94.2	39.0	6.0	31.6
3	ZHU Chenjie	9719.6	4347.5	4157.2	768.3	364.1	82.6	54.0	6.0	32.5
5	ZHANG Linpeng	10794.9	4021.1	4517.7	1486.4	637.6	132.1	83.0	13.0	29.1
6	WANG Shangyuan	11241.0	4218.9	4786.5	1601.5	571.0	63.2	62.0	6.0	29.8
7	WU Lei	7173.2	3013.7	3093.5	630.4	310.9	124.7	41.0	8.0	30.5
11	TAN Long	6664.2	2421.4	3139.7	776.8	266.6	59.7	36.0	6.0	29.8
18	DAI Waijun	8839.7	3127.7	3853.0	1358.6	409.3	91.1	52.0	4.0	30.7
19	LIU Yang	10434.3	4494.5	4053.2	1083.5	535.9	267.3	75.0	22.0	32.1
21	LIU Bin Bin	10752.5	4251.6	4298.7	1568.2	446.9	187.0	75.0	17.0	29.7
26	WANG Qiuming	7086.4	2657.1	2706.4	1262.1	380.0	80.9	46.0	8.0	28.7
8	XU Xin	4123.0	1668.0	1721.9	466.3	237.3	29.4	21.0	2.0	29.1
9	ZHANG Yuning	4189.8	1695.4	1775.7	523.5	116.0	79.1	19.0	5.0	29.4
10	XIE Pengfei	2536.9	1125.8	942.8	332.3	128.9	7.1	16.0	1.0	25.7
23	LIN Liangming	2912.2	1006.0	1221.3	446.7	198.7	39.5	24.0	5.0	26.6

Physical Data



#	Player	Total Distance (m)	Zone 1: 0-7 km/h (m)	Zone 2: 7-15 km/h (m)	Zone 3: 15-20 km/h (m)	Zone 4: 20-25 km/h (m)	Zone 5: 25+ km/h (m)	High Speed Runs (Zone 4)	Sprints (Zone 5)	Top Speed (km/h)
1	YATIMOV Rustam	4697.7	3861.3	696.7	133.8	6.0	0	1.0	0	22.4
2	DZHURABOYEV Zoir	10048.0	4245.2	3918.6	1314.1	432.8	137.3	53.0	11.0	31.2
5	SAFAROV Manucher	10225.3	4015.6	4353.9	1228.0	471.6	156.2	61.0	14.0	30.9
6	HANONOV Vahdat	9929.2	3987.9	4097.9	1226.8	489.8	126.7	58.0	12.0	33.4
7	UMARBAEV Parvizdzhon	11264.1	3803.8	5050.7	1801.4	579.7	28.6	65.0	4.0	26.3
9	SOIROV Rustam	9687.7	3735.5	3546.5	1411.8	745.6	248.4	97.0	22.0	31.9
10	DZHALILOV Alisher	9797.6	4570.7	3735.7	1009.4	361.5	120.4	48.0	9.0	32.2
13	KAMOLOV Amadoni	10792.3	4259.7	4171.5	1298.2	638.6	424.3	91.0	31.0	33.9
14	SHUKUROV Alisher	9662.9	3453.8	4255.2	1426.2	413.4	114.4	58.0	10.0	30.3
17	EHSONI Panshanbe	10645.8	3994.3	4312.8	1306.0	788.0	244.7	95.0	26.0	31.7
19	NAZAROV Akhtam	10114.8	4569.7	3813.0	1109.0	478.9	144.1	57.0	10.0	29.1
15	MABATSHOEV Shervoni	488.3	92.8	219.7	112.5	63.4	0	4.0	0	24.1
20	ALIJONI Burizod	1184.5	374.3	489.7	207.1	102.6	10.9	11.0	1.0	26.7
22	SAMIEV Shahrom	1230.4	420.8	493.3	171.3	105.9	39.1	10.0	2.0	30.7



AFC
ASIAN CUP
QATAR 2023™