



**AFC**  
**ASIAN CUP**  
QATAR 2023™



**Uzbekistan 0 - 0 Syria**

Group B - Match 4

13 January 2024

20:30 Kick Off

Jassim Bin Hamad Stadium

**POST MATCH SUMMARY REPORT**

Match Summary - Teams



Uzbekistan



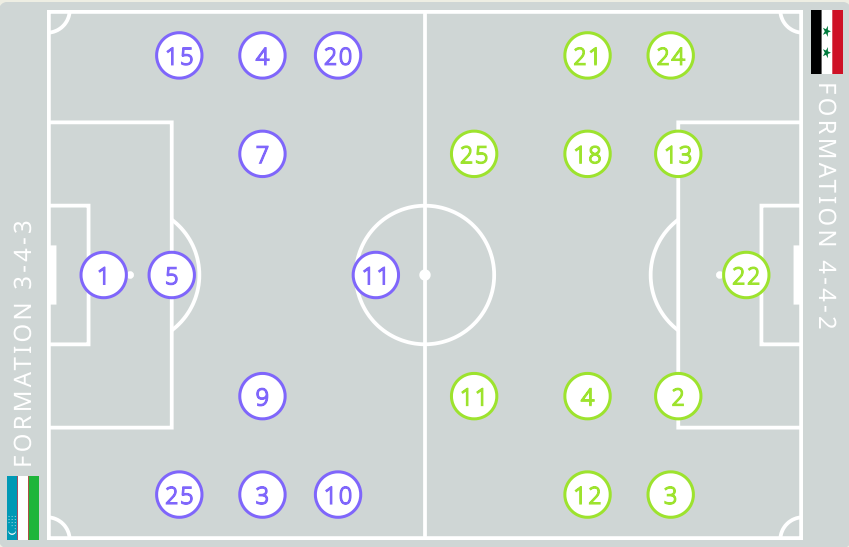
Syria

STARTING

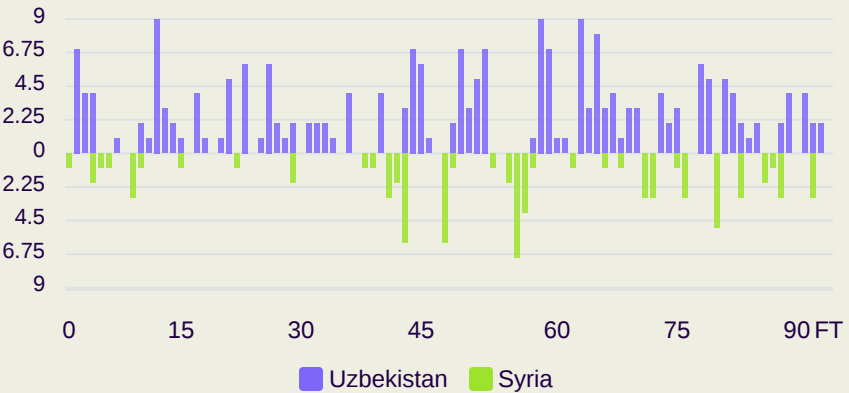
1	GK	YUSUPOV Utkir	
3	DF	ALIJOVNOV Khojiakbar	↓ 45'
4	DF	SAYFIEV Farrukh	
5	DF	ASHURMATOV Rustam	
7	MF	SHUKUROV Otabek	
9	MF	HAMROBEKOV Odiljon	
10	MF	MASHARIPOV Jaloliddin (C)	↓ 73'
11	MF	URUNOV Oston	↓ 90+1'
15	DF	ESHMURODOV Umar	
20	MF	ERKINOV Khojimat	↓ 46'
25	DF	KHUSANOV Abdukodir	54'

SUBSTITUTES

12	GK	NEMATOV Abduvohid	
16	GK	ERGASHEV Botirali	
2	DF	KHAMRALIEV Mukhammadkodir	
6	MF	KHOLMATOV Diyor	
8	MF	ISKANDEROV Jamshid	
13	DF	NASRULLAEV Sherzod	↑ 45'
14	MF	BOLTABOEV Jamshid	
17	FW	ABDIKHOLIKOV Bobur	
18	DF	ABDULLAEV Abdulla	
19	MF	TURGUNBOEV Azizbek	↑ 90+1'
21	FW	SERGEEV Igor	↑ 73'
22	MF	FAYZULLAEV Abbosbek	↑ 46'
23	MF	UMAROV Shokhboz	
24	FW	AMONOV Azizbek	
26	DF	ABDIRAKHMATOV Zafarmurod	



Distribution in the Final Third




STARTING

(C) MADANIEH Ahmad	GK	22	
OUSOU Aiham	DF	2	
ALAJAAN Mouaiad	DF	3	
HAM Ezequiel	MF	4	
↓ 70'	SABBAG Pablo	FW	11
	RAMADAN Ammar	MF	12
	KROUMA Thaer	DF	13
	ELIAS Jalil	MF	18
	HESAR Ibrahim	MF	21
	OUES Ampntoul	DF	24
↓ 70'	ALASWAD Mahmood	FW	25
31'			

SUBSTITUTES

ALMA Ibrahim	GK	1	
MOUSA Taha	GK	23	
SARRAF Maksim	GK	26	
ALMIDANI Amr	DF	5	
JENIAT Amro	DF	6	
↑ 70'	KHRBIN Omar	FW	7
	HMEISHEH Kamel	MF	8
	DALI Alaa Aldin	FW	9
	MOHAMMAD ALMARMOUR	MF	10
	MOHAMMAD ANEZ	MF	14
	KOURDOGHLI Khaled	DF	15
	ABRAHAM Elmar	MF	16
↑ 70'	YOUSSEF Fahad	MF	17
	ALKHOULI Moaiad	DF	19
	YAKOUB Antonio	FW	20

Match Summary - Key Statistics



Uzbekistan



Syria



Possession			
Total	<div><div>58%</div><div>10.3%</div><div>31.7%</div></div>	Total	
0	Goals	0	
12 (2)	Attempts at Goal (On Target)	7 (1)	
612 (543)	Total Passes (Complete)	332 (249)	
89 %	Pass Completion %	75 %	
114	Completed Line Breaks	39	
18	Defensive Line Breaks	2	
182	Receptions in the Final Third	53	
34	Crosses	8	
8	Ball Progressions	15	
163 (34)	Defensive Pressures Applied (Direct Pressures)	287 (48)	
51	Forced Turnovers	54	
83	Second Balls	55	
112.7 km	Total Distance Covered	117.4 km	
4.6 km	Zone 4 – Low Speed Sprinting: 20-25 km/h	5.3 km	



Uzbekistan

Phases of Play

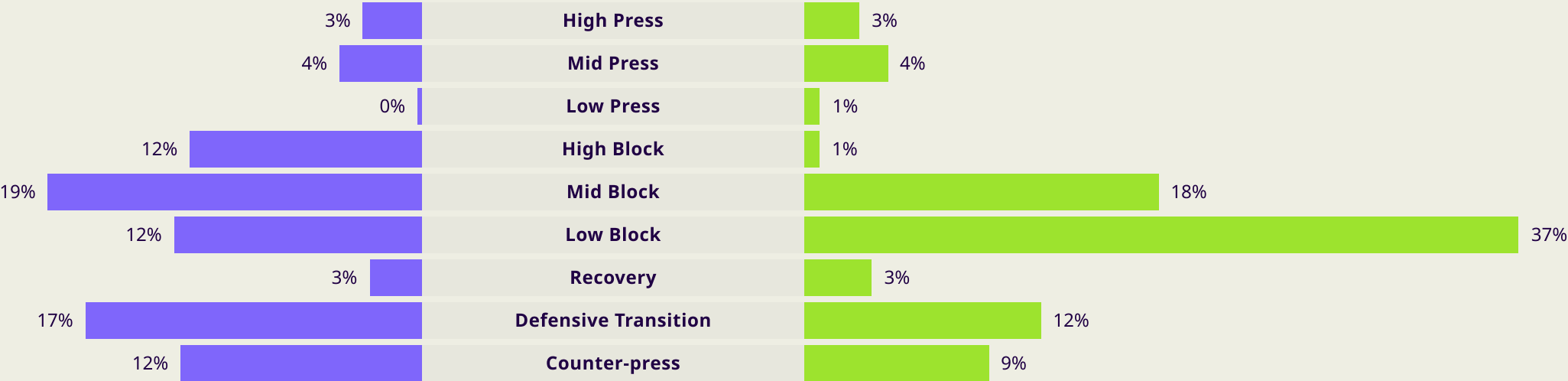
Syria



IN POSSESSION



OUT OF POSSESSION



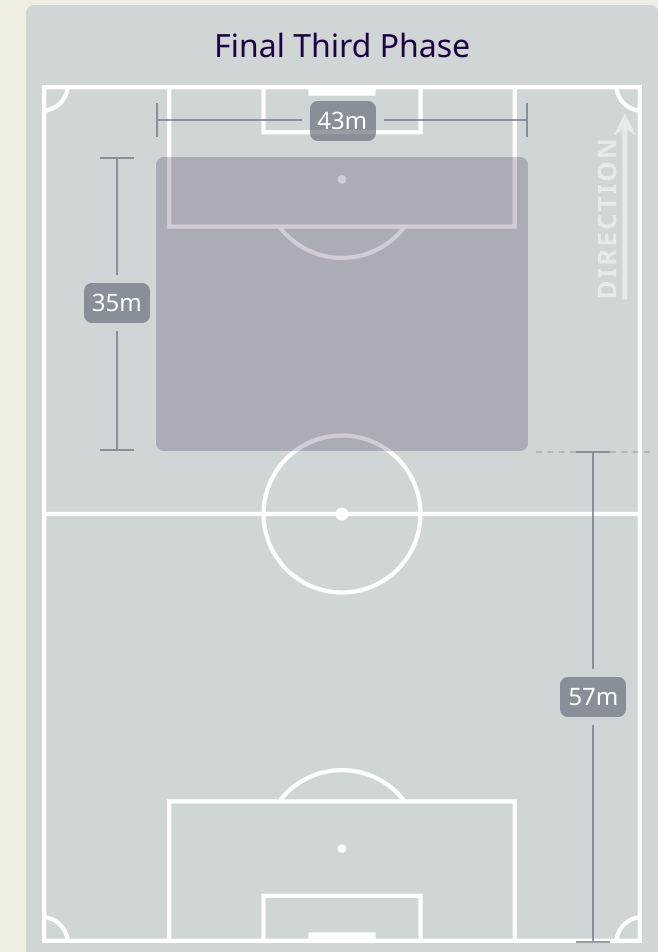
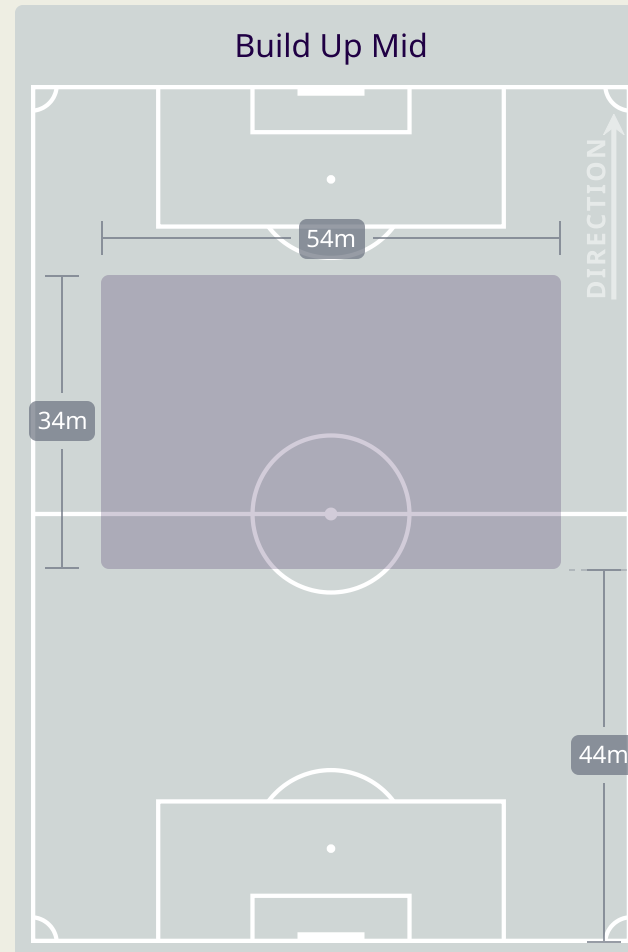
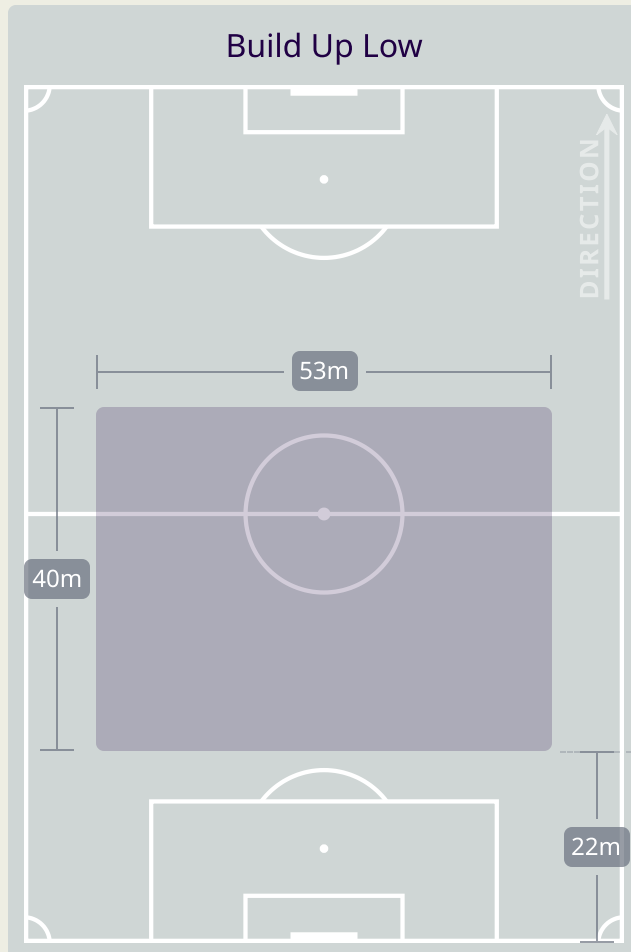
# IN POSSESSION



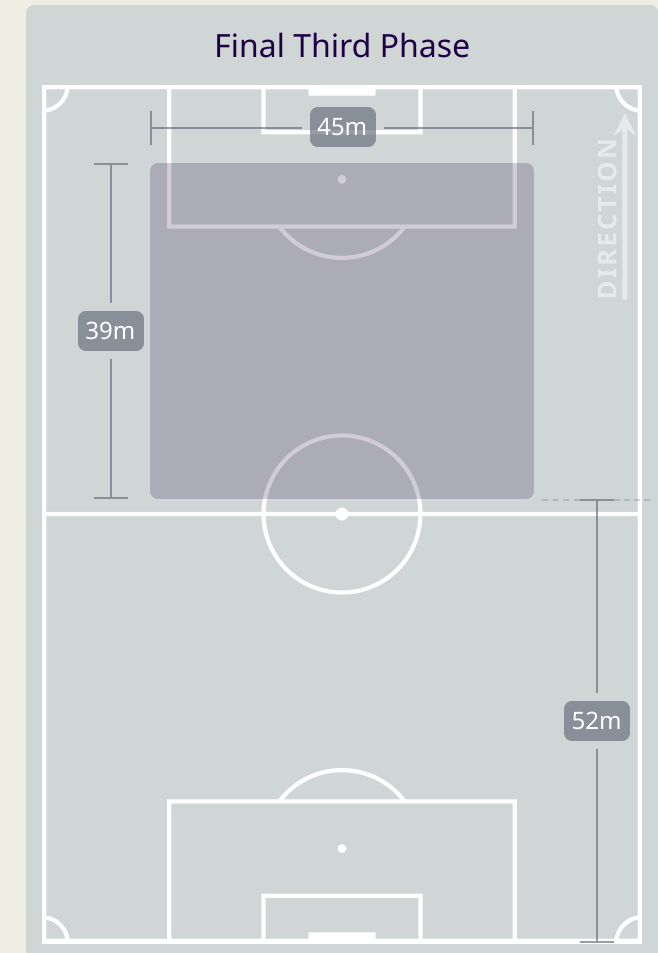
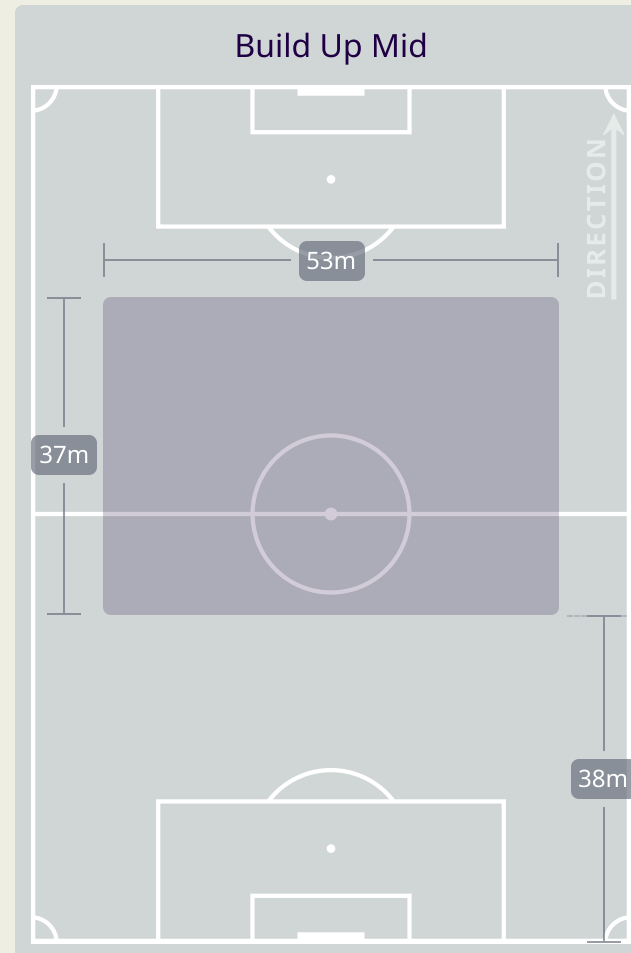
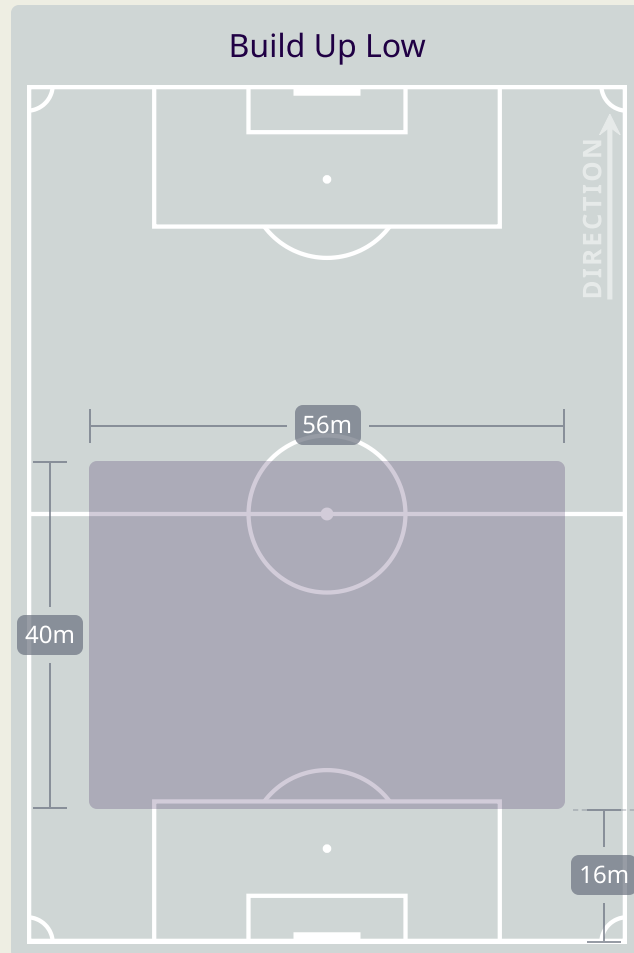
Uzbekistan v Syria

# In Possession Line Height & Team Length

Uzbekistan



# In Possession Line Height & Team Length



Line Breaks



Uzbekistan

Attempted Line Breaks

150

↑

4338

AttemptedComplete

↻

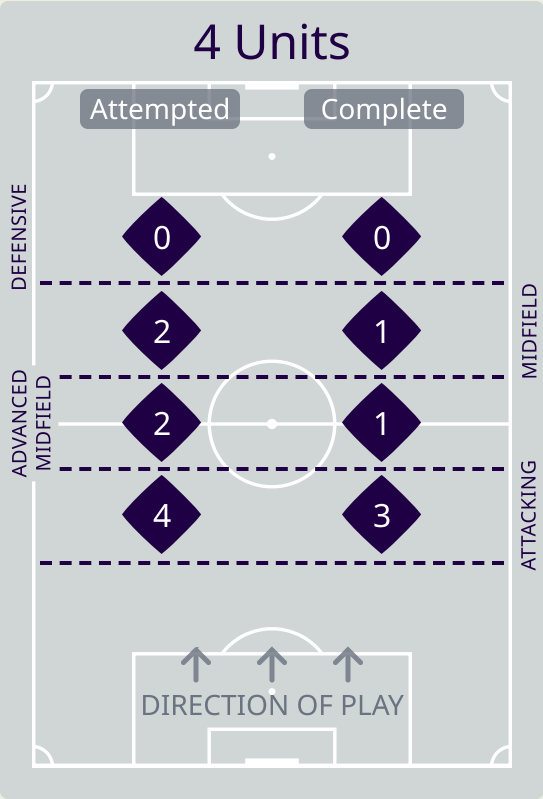
6156

AttemptedComplete

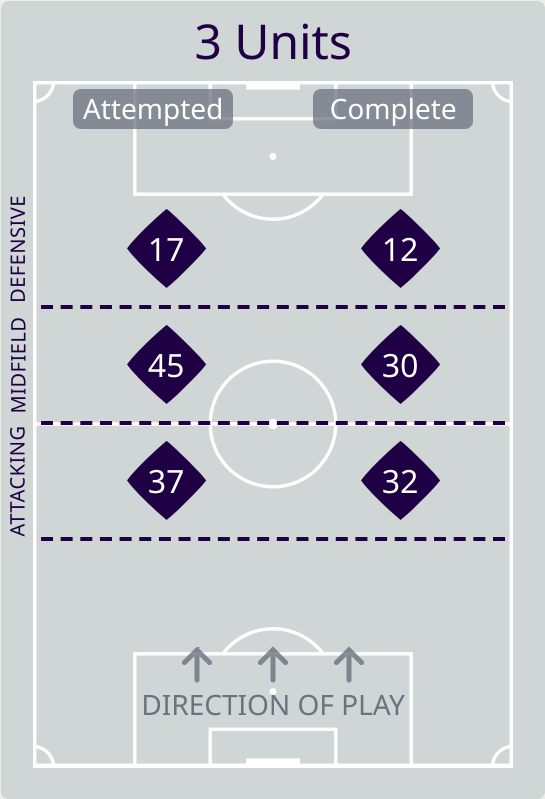
↺

4620

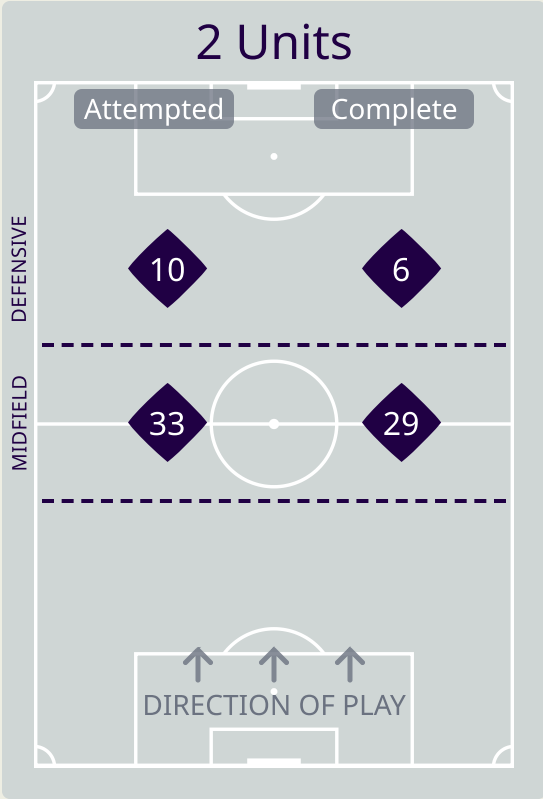
AttemptedComplete



Attempted Line Breaks	8
Inside Shape	6
Outside Shape	2



Attempted Line Breaks	99
Inside Shape	44
Outside Shape	55



Attempted Line Breaks	43
Inside Shape	27
Outside Shape	16



Line Breaks



Attempted Line Breaks

85

22 Attempted

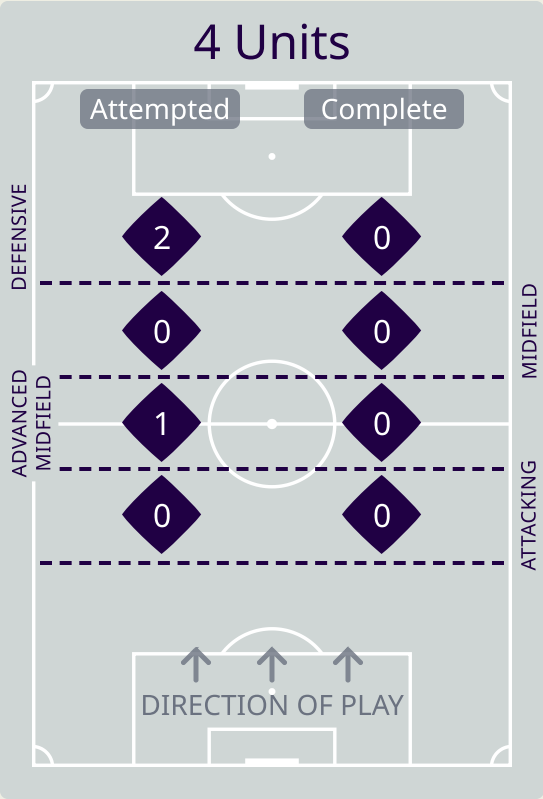
13 Complete

13 Attempted

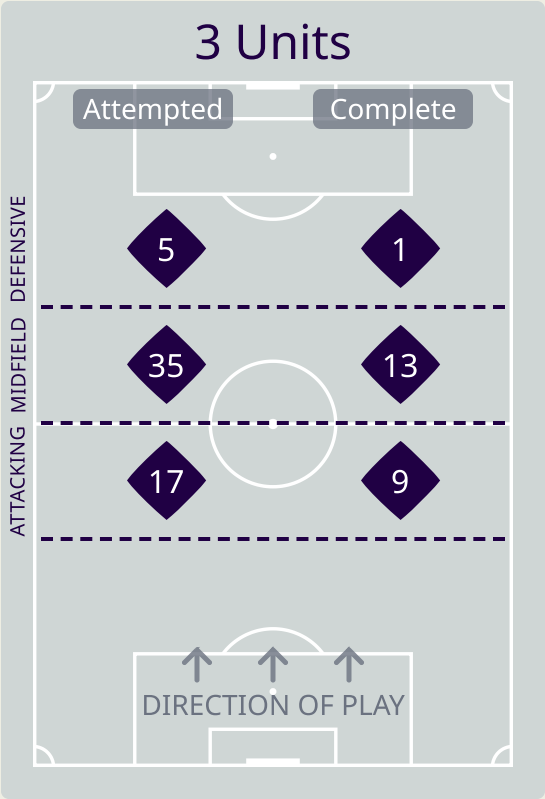
9 Complete

50 Attempted

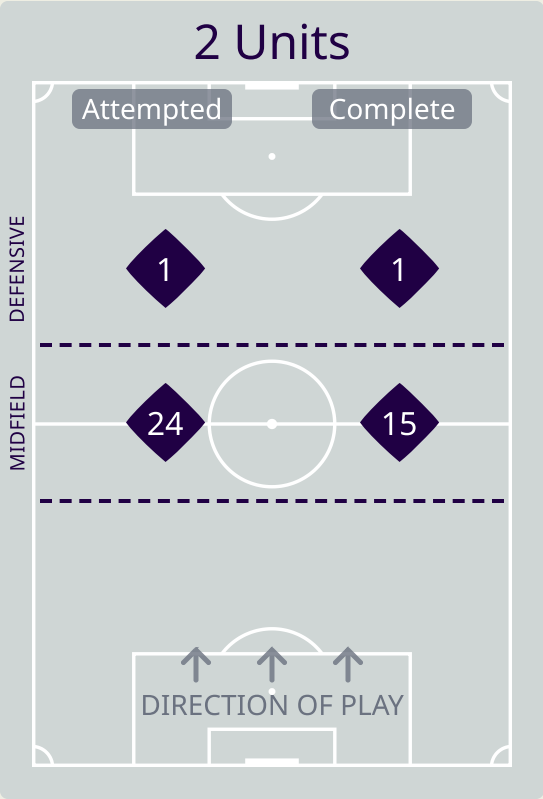
17 Complete



Attempted Line Breaks	3
Inside Shape	2
Outside Shape	1



Attempted Line Breaks	57
Inside Shape	51
Outside Shape	6



Attempted Line Breaks	25
Inside Shape	19
Outside Shape	6

Line Breaks



					4 Units				3 Units			2 Units		Direction			Distribution Type		
#	Player	Line Breaks Attempted	Line Breaks Completed	Line Break Completion %	Attacking Line	Attacking Midfield Line	Midfield Line	Defensive Line	Attacking Line	Midfield Line	Defensive Line	Midfield Line	Defensive Line	Through	Around	Over	Pass	Cross	Ball Progression
1	YUSUPOV Utkir	13	11	84%	3	0	0	0	6	3	0	1	0	4	3	6	13	0	0
3	ALIJONOV Khojiakbar	6	4	66%	0	0	0	0	2	3	0	1	0	0	3	3	5	1	0
4	SAYFIEV Farrukh	9	5	55%	0	0	1	0	2	1	4	1	0	0	3	6	9	0	0
5	ASHURMATOV Rustam	25	21	84%	0	0	0	0	12	7	1	4	1	4	16	5	25	0	0
7	SHUKUROV Otabek	25	22	88%	0	0	1	0	4	6	1	13	0	13	7	5	25	0	0
9	HAMROBEKOV Odiljon	13	11	84%	0	1	0	0	2	3	0	5	2	5	6	2	13	0	0
10	MASHARIPOV Jaloliddin	13	9	69%	0	0	0	0	1	6	3	2	1	3	8	2	12	1	0
11	URUNOV Oston	3	1	33%	0	0	0	0	0	1	2	0	0	2	1	0	1	0	2
15	ESHMURODOV Umar	5	4	80%	0	0	0	0	2	1	0	1	1	1	3	1	5	0	0
20	ERKINOV Khojimat	1	1	100%	0	0	0	0	0	0	1	0	0	1	0	0	1	0	0
25	KHUSANOV Abdukodir	20	14	70%	0	1	0	0	3	9	4	2	1	5	6	9	18	2	0
13	NASRULLAEV Sherzod	9	7	77%	1	0	0	0	3	2	0	2	1	2	3	4	7	2	0
19	TURGUNBOEV Azizbek	0	0	0%	0	0	0	0	0	0	0	0	0	0	0	0	0	0	0
21	SERGEEV Igor	0	0	0%	0	0	0	0	0	0	0	0	0	0	0	0	0	0	0
22	FAYZULLAEV Abbosbek	8	4	50%	0	0	0	0	0	3	1	1	3	3	2	3	6	1	1

[illegible]

Passing Networks



#	Passes From ↓ to →	YUSUPOV Utkir	ALIJONOV Khojiakbar	SAYFIEV Farrukh	ASHURMATOV Rustam	SHUKUROV Otabek	HAMROBEKOV Odiljon	MASHARIPOV Jaloliddin	URUNOV Ostons	ESHMURODOV Umar	ERKINOV Khojimat	KHUSANOV Abdukodir	NASRULLAEV Sherzod	TURGUNBOEV Azizbek	SERGEEV Igor	FAYZULLAEV Abbosbek
1	YUSUPOV Utkir		0	2	5	2	2	0	0	0	1	4	1	0	0	0
3	ALIJONOV Khojiakbar	0		0	0	0	6	0	0	0	4	6	0	0	0	0
4	SAYFIEV Farrukh	2	0		3	2	2	9	2	0	0	4	0	0	0	1
5	ASHURMATOV Rustam	3	1	6		17	7	8	1	12	0	3	17	0	0	0
7	SHUKUROV Otabek	0	2	5	12		11	8	6	9	3	13	12	0	0	10
9	HAMROBEKOV Odiljon	0	4	6	7	11		3	1	8	2	14	2	0	0	1
10	MASHARIPOV Jaloliddin	1	0	10	7	10	4		3	0	0	0	3	0	0	0
11	URUNOV Ostons	0	0	3	0	2	1	1		1	2	0	0	0	0	1
15	ESHMURODOV Umar	2	1	0	22	8	3	0	0		0	19	1	0	0	0
20	ERKINOV Khojimat	0	5	0	0	2	1	0	1	1		2	0	0	0	0
25	KHUSANOV Abdukodir	0	6	4	9	10	9	0	7	15	3		0	0	0	2
13	NASRULLAEV Sherzod	2	0	0	7	10	3	6	0	1	0	0		0	1	6
19	TURGUNBOEV Azizbek	0	0	0	0	0	0	0	0	0	0	0	0		0	1
21	SERGEEV Igor	0	0	0	0	0	0	0	0	0	0	0	0	0		0
22	FAYZULLAEV Abbosbek	0	0	0	0	3	2	0	0	0	0	0	5	0	0	

Top 5 Player to Player Passers		
Player	Passed To	% of Total Team Passes
ESHMURODOV Umar	ASHURMATOV Rustam	4.3%
ESHMURODOV Umar	KHUSANOV Abdukodir	3.7%
ASHURMATOV Rustam	SHUKUROV Otabek	3.3%
ASHURMATOV Rustam	NASRULLAEV Sherzod	3.3%
KHUSANOV Abdukodir	ESHMURODOV Umar	2.9%

Passing Networks


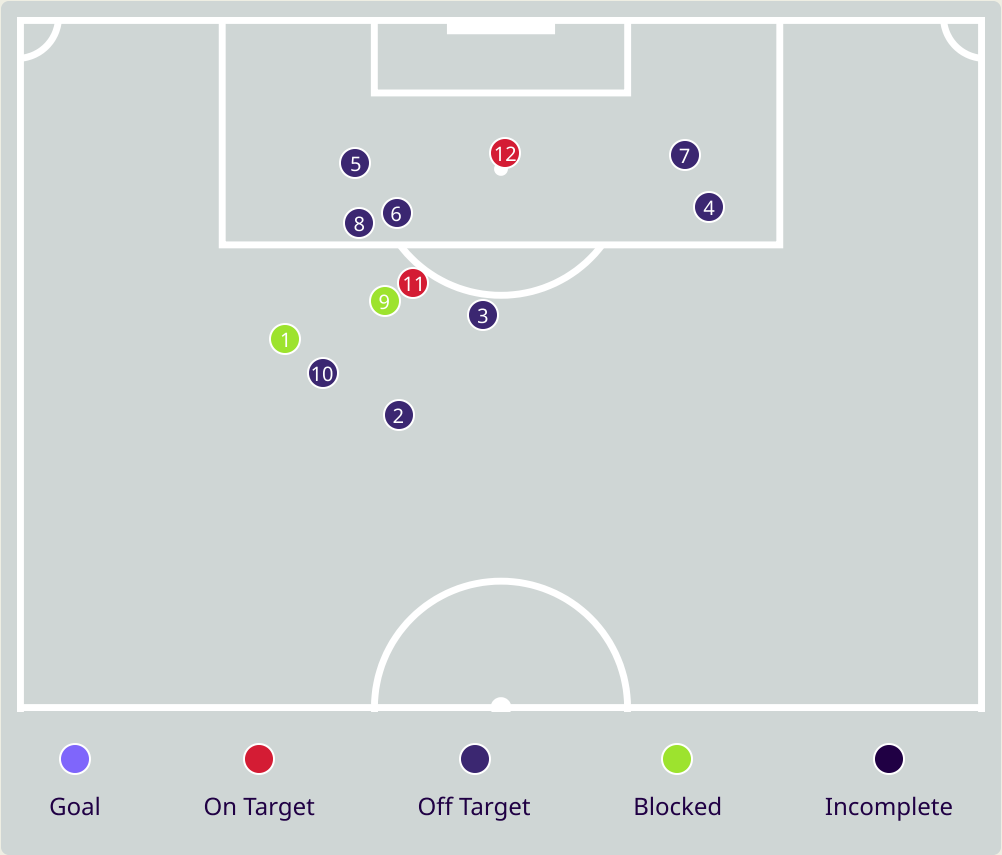







#	Passes From ↓ to →	MADANIEH Ahmad	OUSOU Aiham	ALAJAAN Mouaiad	HAM Ezequiel	SABBAG Pablo	RAMADAN Ammar	KROUMA Thaer	ELIAS Jalil	HESAR Ibrahim	OUES Ampntoul	ALASWAD Mahmood	KHRBIN Omar	YOUSSEF Fahad
22	MADANIEH Ahmad		11	1	0	0	0	4	0	0	2	0	0	0
2	OUSOU Aiham	0		1	5	0	0	8	16	2	6	1	0	0
3	ALAJAAN Mouaiad	3	3		5	0	8	2	2	0	0	0	0	2
4	HAM Ezequiel	0	4	10		1	1	4	5	1	1	0	0	1
11	SABBAG Pablo	0	0	0	0		1	0	0	2	0	2	0	0
12	RAMADAN Ammar	0	0	4	0	0		0	3	0	3	0	1	0
13	KROUMA Thaer	2	8	5	3	0	0		3	1	0	1	0	1
18	ELIAS Jalil	0	9	7	7	3	2	6		2	8	1	1	0
21	HESAR Ibrahim	0	0	1	1	1	2	0	1		0	0	0	3
24	OUES Ampntoul	0	3	1	2	2	0	0	4	1		2	0	0
25	ALASWAD Mahmood	0	0	0	1	0	0	0	0	1	0		0	0
7	KHRBIN Omar	0	0	0	0	0	0	0	0	0	0	0		0
17	YOUSSEF Fahad	0	0	4	1	0	0	0	3	1	0	0	0	

Top 5 Player to Player Passers		
Player	Passed To	% of Total Team Passes
OUSOU Aiham	ELIAS Jalil	6.9%
MADANIEH Ahmad	OUSOU Aiham	4.8%
HAM Ezequiel	ALAJAAN Mouaiad	4.3%
ELIAS Jalil	OUSOU Aiham	3.9%

OUSOU Aiham	KROUMA Thaer	3.5%
-------------	--------------	------

# Attempts at Goal



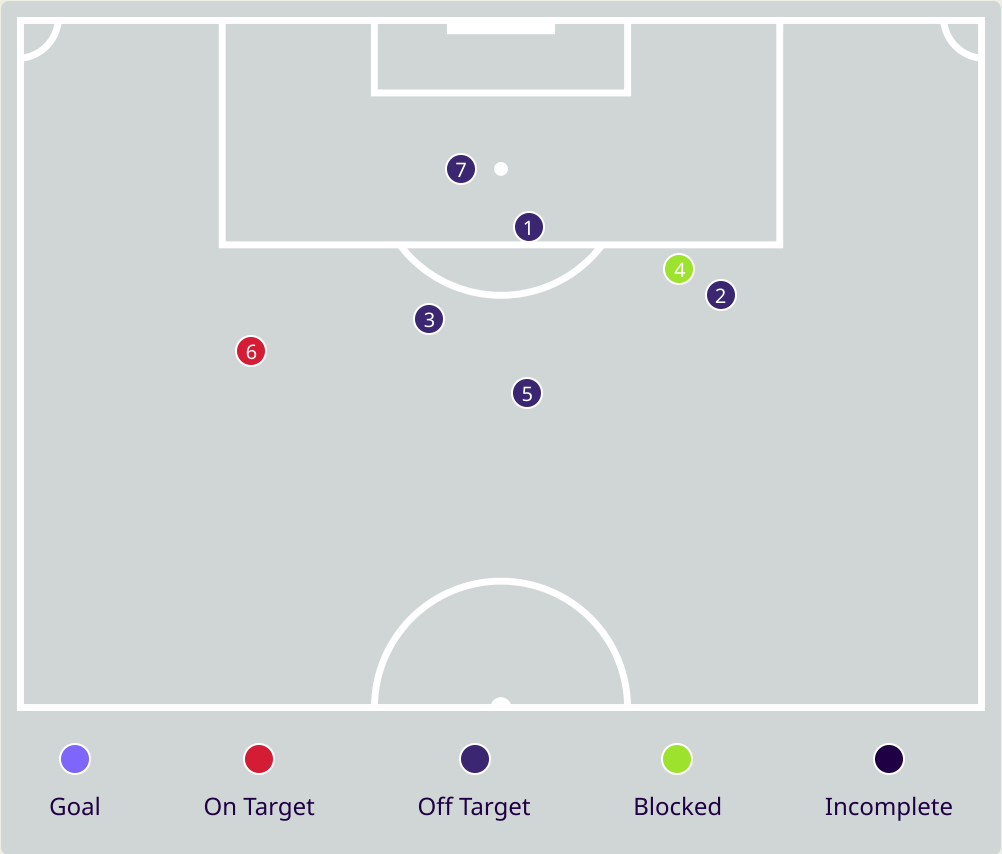
Key	Outcome	Shots
	Goals	0
	On Target	2
	Off Target	8
	Blocked	2
	Incomplete	0

Attempts at Goal



Time	Player	Outcome	Body Part	Delivery Type
0	7 SHUKUROV Otabek	Incomplete - Blocked	Right Foot	Pass
0	9 HAMROBEKOV Odiljon	Off Target	Right Foot	Loose Ball
13	7 SHUKUROV Otabek	Off Target	Right Foot	Loose Ball
18	20ERKINOV Khojimat	Off Target	Right Foot	Pass
40	4 SAYFIEV Farrukh	Off Target	Right Foot	Cross
49	7 SHUKUROV Otabek	Off Target	Right Foot	Pass
51	22FAYZULLAEV Abbosbek	Off Target	Right Foot	Pass
68	11 URUNOV Oston	Off Target	Left Foot	Loose Ball
78	7 SHUKUROV Otabek	Incomplete - Blocked	Right Foot	Loose Ball
79	22FAYZULLAEV Abbosbek	Off Target	Right Foot	Pass
84	22FAYZULLAEV Abbosbek	On Target - Saved	Right Foot	Pass
91	21 SERGEEV Igor	On Target - Saved	Head	Cross

# Attempts at Goal



Key	Outcome	Shots
	Goals	0
	On Target	1
	Off Target	5
	Blocked	1
	Incomplete	0

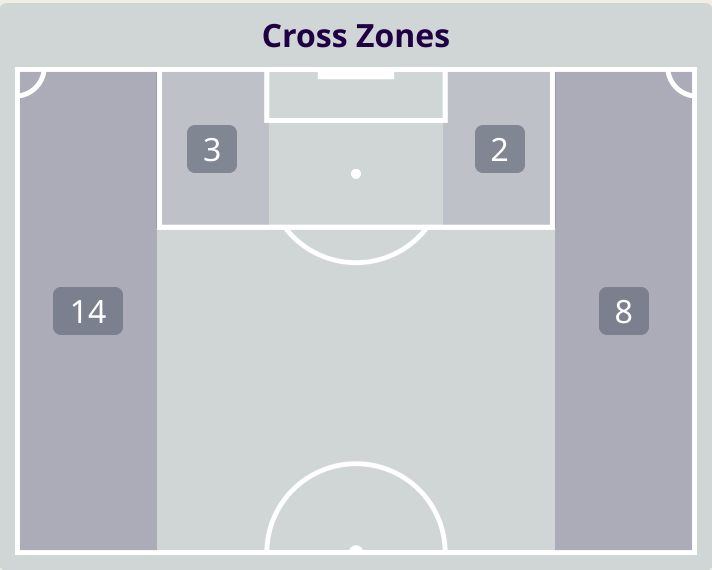
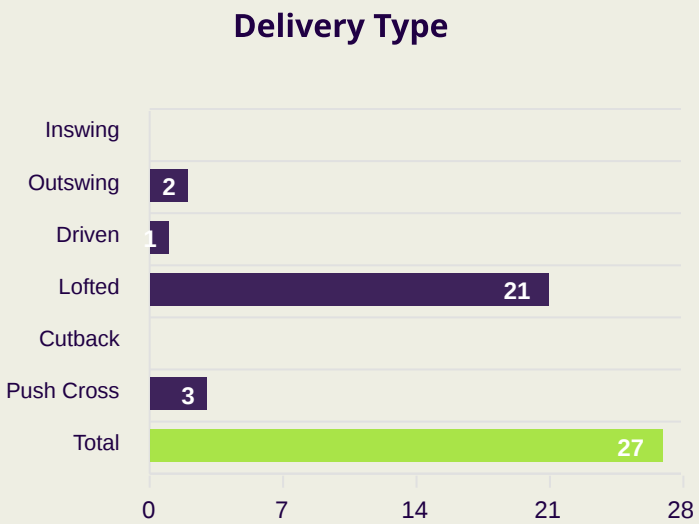
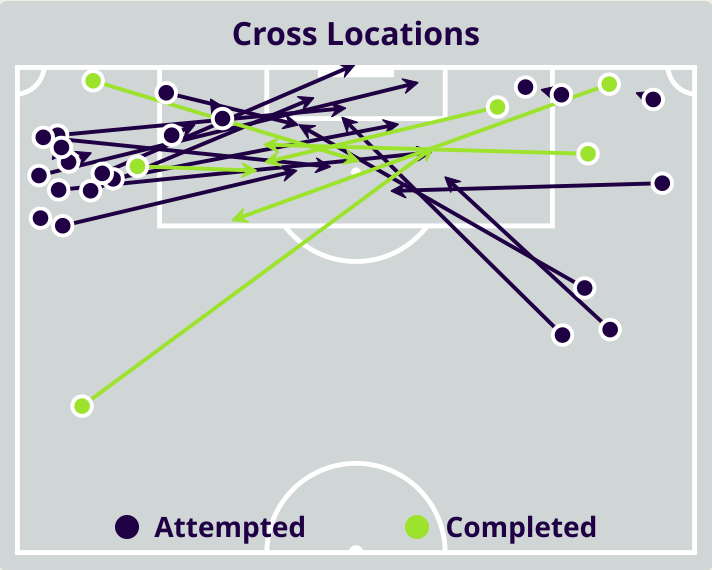


# Attempts at Goal



Time	Player	Outcome	Body Part	Delivery Type
5	21 HESAR Ibrahim	Deflected Off Target - Defensive Event	Left Foot	Freekick
9	21 HESAR Ibrahim	Off Target	Left Foot	Loose Ball
39	12 RAMADAN Ammar	Off Target	Left Foot	Loose Ball
43	25 ALASWAD Mahmood	Incomplete - Blocked	Left Foot	Pass
43	4 HAM Ezequiel	Off Target - Saved	Left Foot	Pass
46	12 RAMADAN Ammar	On Target - Saved	Right Foot	Tackle
47	11 SABBAG Pablo	Off Target	Head	Pass

Crosses (Open Play)



Attempted

27

Completed

6

Most Crosses Attempted

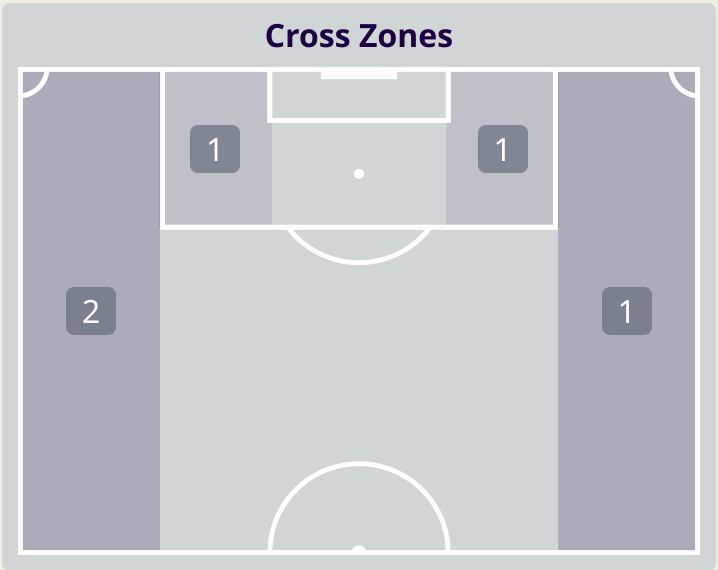
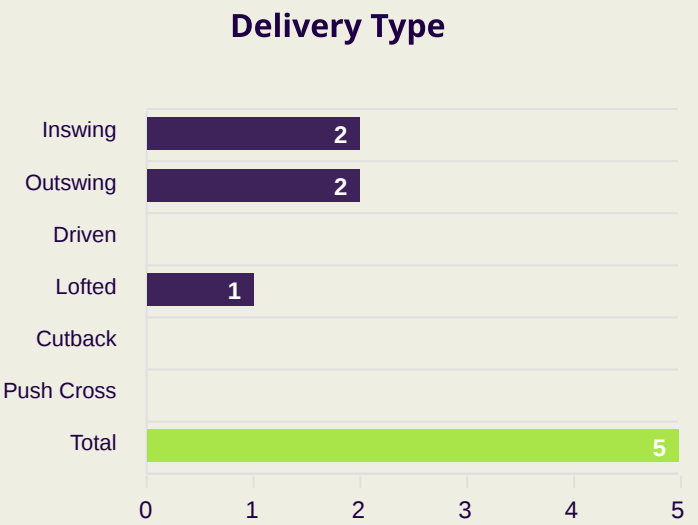
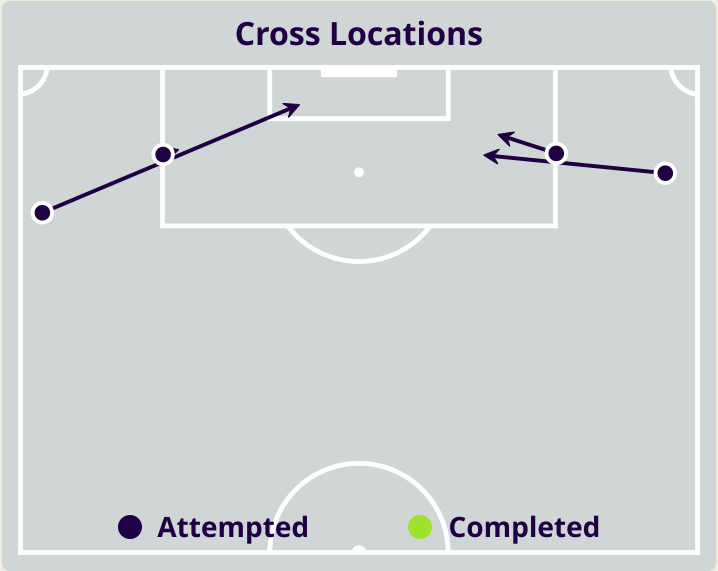
10

NASRULLAEV Sherzod

BENCH

#	Player	Inswing	Outswing	Driven	Lofted	Cutback	Push Cross	Total Attempted
1	YUSUPOV Utkir	0	0	0	0	0	0	0
3	ALIJONOV Khojiakbar	0	0	0	3	0	0	3
4	SAYFIEV Farrukh	0	1	0	3	0	1	5
5	ASHURMATOV Rustam	0	0	0	0	0	0	0
7	SHUKUROV Otabek	0	0	0	0	0	1	1
9	HAMROBEKOV Odiljon	0	0	0	0	0	0	0
10	MASHARIPOV Jaloliddin	0	0	0	1	0	0	1
11	URUNOV Oston	0	0	0	3	0	0	3
15	ESHMURODOV Umar	0	0	0	0	0	0	0
20	ERKINOV Khojimat	0	0	0	1	0	0	1
25	KHUSANOV Abdukodir	0	0	1	1	0	0	2
13	NASRULLAEV Sherzod	0	1	0	8	0	1	10
19	TURGUNBOEV Azizbek	0	0	0	0	0	0	0
21	SERGEEV Igor	0	0	0	0	0	0	0
22	FAYZULLAEV Abbosbek	0	0	0	1	0	0	1

# Crosses (Open Play)



**Attempted**  
**5**

**Completed**  
**0**

**Most Crosses Attempted**  
**2**  
**ALAJAAN Mouaiad**  
LEFT BACK

#	Player	Inswing	Outswing	Driven	Lofted	Cutback	Push Cross	Total Attempted
22	MADANIEH Ahmad	0	0	0	0	0	0	0
2	OUSOU Aiham	0	0	0	0	0	0	0
3	ALAJAAN Mouaiad	0	2	0	0	0	0	2
4	HAM Ezequiel	0	0	0	0	0	0	0
11	SABBAG Pablo	0	0	0	0	0	0	0
12	RAMADAN Ammar	1	0	0	0	0	0	1
13	KROUMA Thaer	0	0	0	0	0	0	0
18	ELIAS Jalil	0	0	0	0	0	0	0
21	HESAR Ibrahim	0	0	0	0	0	0	0
24	OUES Ampntoul	0	0	0	1	0	0	1
25	ALASWAD Mahmood	1	0	0	0	0	0	1
7	KHRBIN Omar	0	0	0	0	0	0	0
17	YOUSSEF Fahad	0	0	0	0	0	0	0

Offering to Receive

422

Total Offers Made

158

Total Offers Received

Most Offers

65

SHUKUROV Otabek

LEFT CENTRE MIDFIELD

85

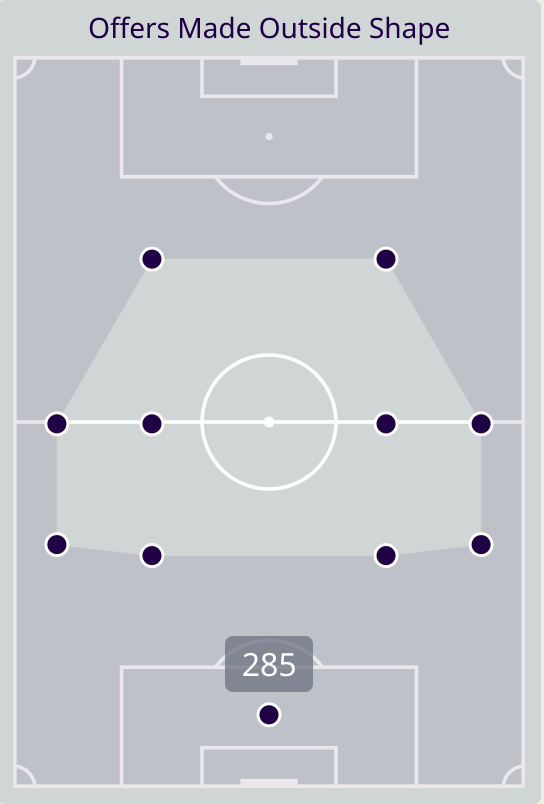
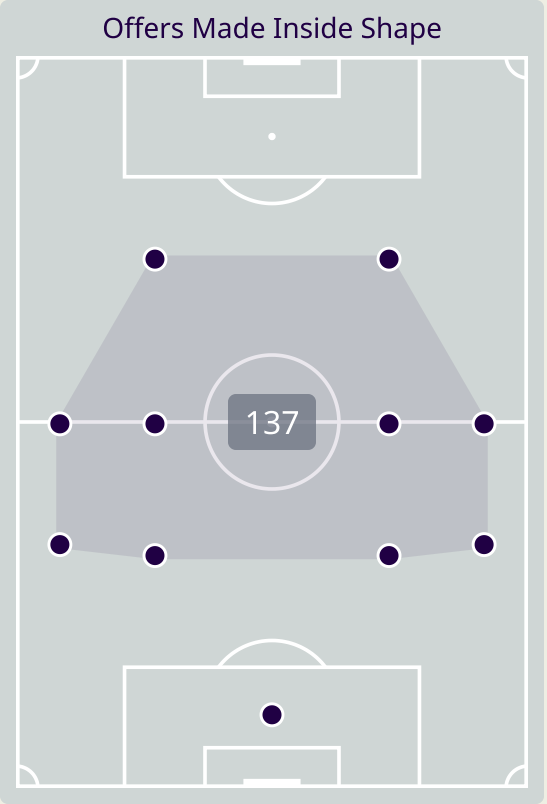
Offers Made in Final Third

158

Offers Made in Middle Third

179

Offers Made in Defensive Third



Uzbekistan

#	Player	Offers Made	Offers Received	% Made & Received
1	YUSUPOV Utkir	3	2	66.7%
3	ALIJONOV Khojiakbar	20	8	40%
4	SAYFIEV Farrukh	19	5	26.3%
5	ASHURMATOV Rustam	31	19	61.3%
7	SHUKUROV Otabek	65	30	46.2%
9	HAMROBEKOV Odiljon	59	25	42.4%
10	MASHARIPOV Jaloliddin	31	10	32.3%
11	URUNOV Oston	54	13	24.1%
15	ESHMURODOV Umar	2	0	0%
20	ERKINOV Khojimat	33	8	24.2%
25	KHUSANOV Abdukodir	15	14	93.3%
13	NASRULLAEV Sherzod	21	9	42.9%
19	TURGUNBOEV Azizbek	4	0	0%
21	SERGEEV Igor	8	0	0%
22	FAYZULLAEV Abbosbek	57	15	26.3%

# Offering to Receive



258

Total Offers Made

68

Total Offers Received

Most Offers

43

HESAR Ibrahim

RIGHT MIDFIELD

34

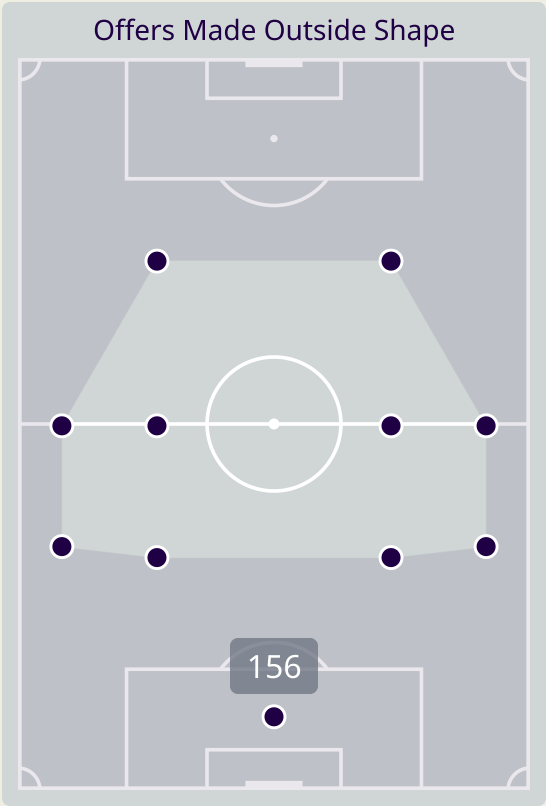
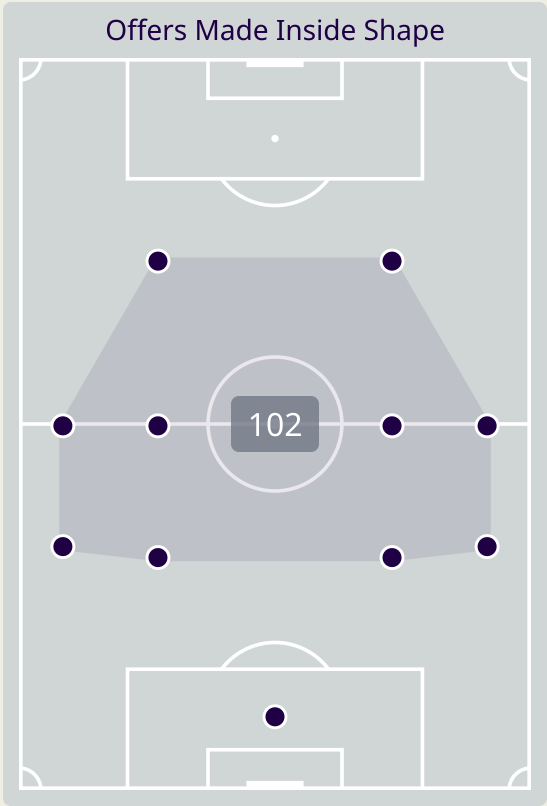
Offers Made in Final Third

138

Offers Made in Middle Third

86

Offers Made in Defensive Third



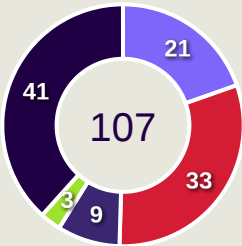
#	Player	Offers Made	Offers Received	% Made & Received
22	MADANIEH Ahmad	3	1	33.3%
2	OUSOU Aiham	11	6	54.5%
3	ALAJAAN Mouaiad	17	10	58.8%
4	HAM Ezequiel	34	14	41.2%
11	SABBAG Pablo	24	1	4.2%
12	RAMADAN Ammar	33	5	15.2%
13	KROUMA Thaer	4	1	25%
18	ELIAS Jalil	22	11	50%
21	HESAR Ibrahim	43	6	14%
24	OUES Ampntoul	16	4	25%
25	ALASWAD Mahmood	39	3	7.7%
7	KHRBIN Omar	2	1	50%
17	YOUSSEF Fahad	10	5	50%

Movement to Receive

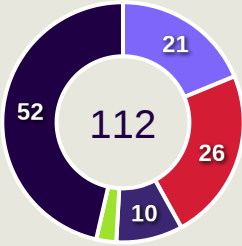


Movement Types by Phase

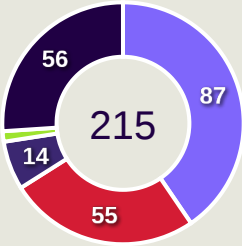
Final Third Phase



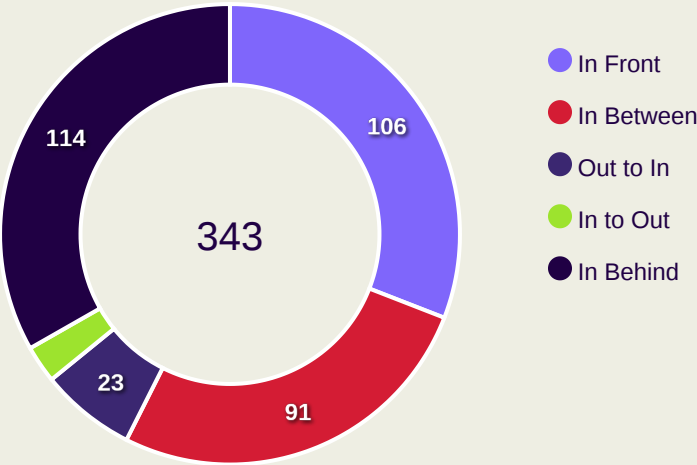
Progression Phase



Build Up Phase



All Movement Types

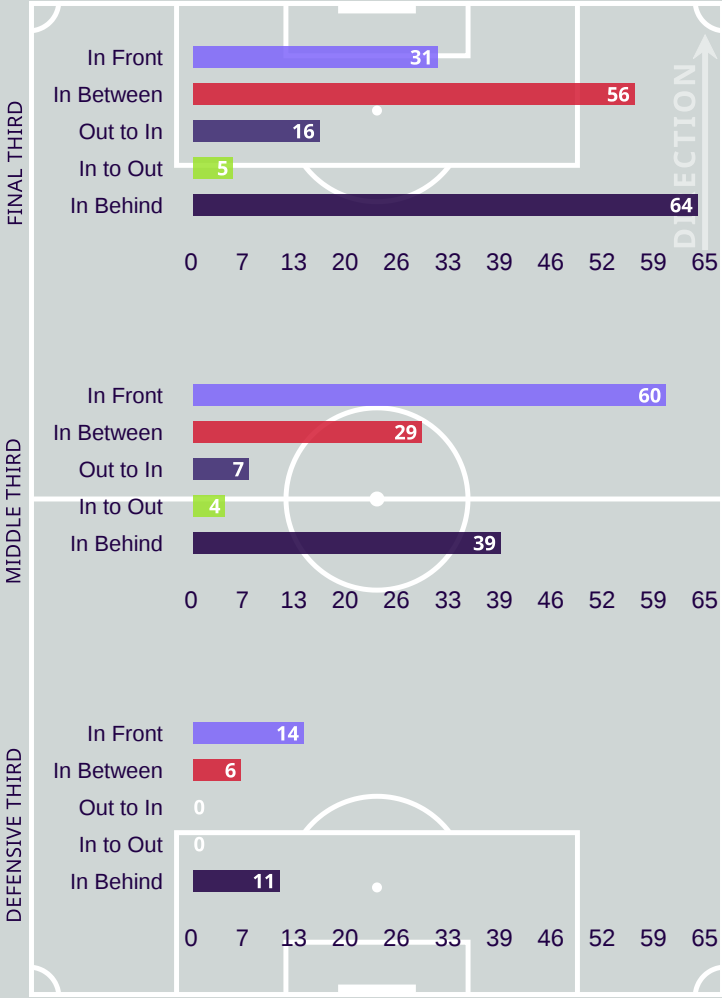


- In Front
- In Between
- Out to In
- In to Out
- In Behind

Top Ranked Players

Type	Player	Movements
In Front	7 SHUKUROV Otabek	37
In Between	9 HAMROBEKOV Odiljon	21
Out to In	10 MASHARIPOV Jaloliddin	6
In to Out	7 SHUKUROV Otabek	3
In Behind	11 URUNOV Ostons	29

Movement Types Pitch Third

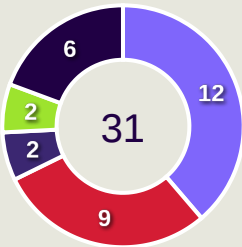


# Movement to Receive

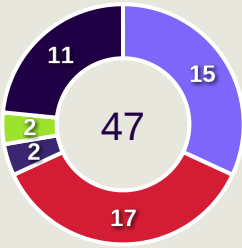


Movement Types by Phase

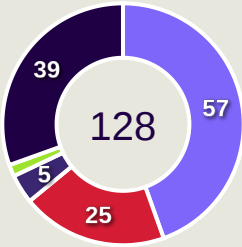
Final Third Phase



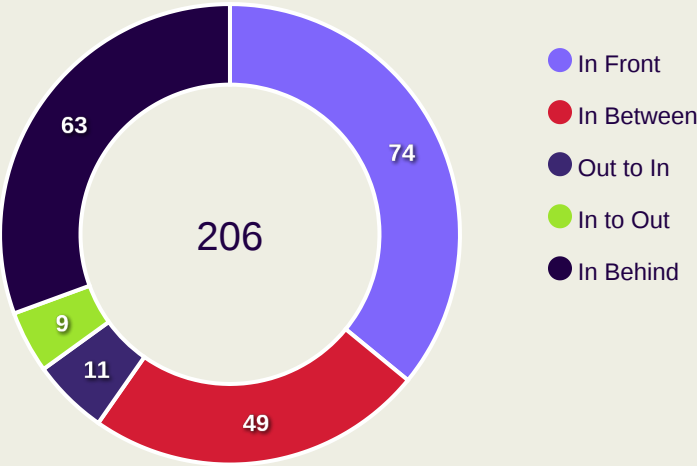
Progression Phase



Build Up Phase



All Movement Types

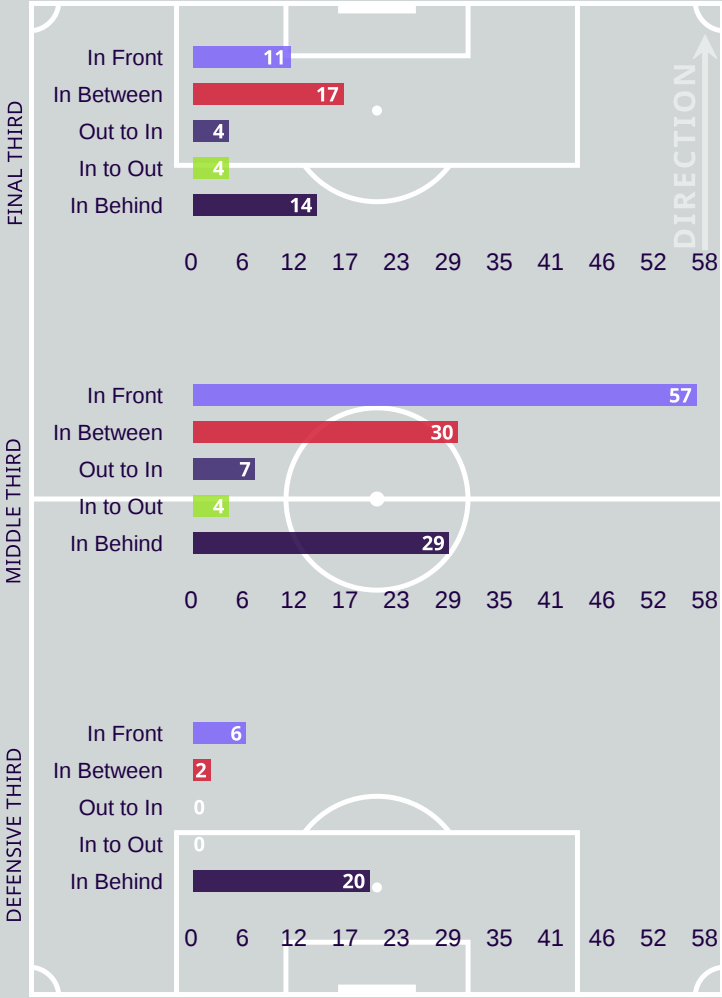


- In Front
- In Between
- Out to In
- In to Out
- In Behind

Top Ranked Players

Type	Player	Movements
In Front	4 HAM Ezequiel	22
In Between	21 HESAR Ibrahim	25
Out to In	25 ALASWAD Mahmood	7
In to Out	11 SABBAG Pablo	3
In Behind	11 SABBAG Pablo	12

Movement Types Pitch Third



# OUT OF POSSESSION



Uzbekistan v Syria



# Defensive Actions

51

Forced Turnovers

47

Possession Regained

9

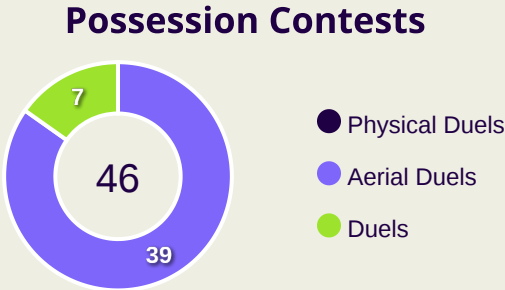
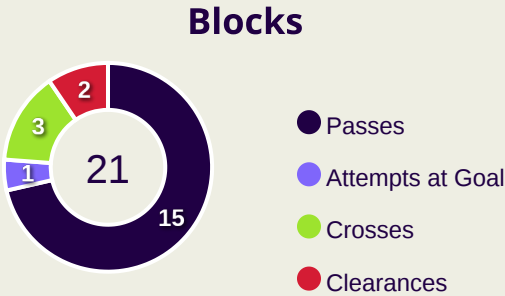
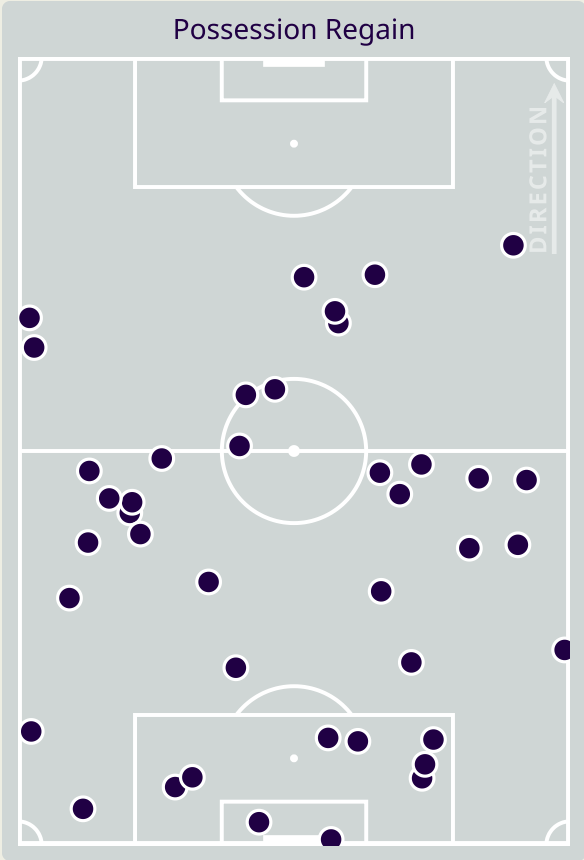
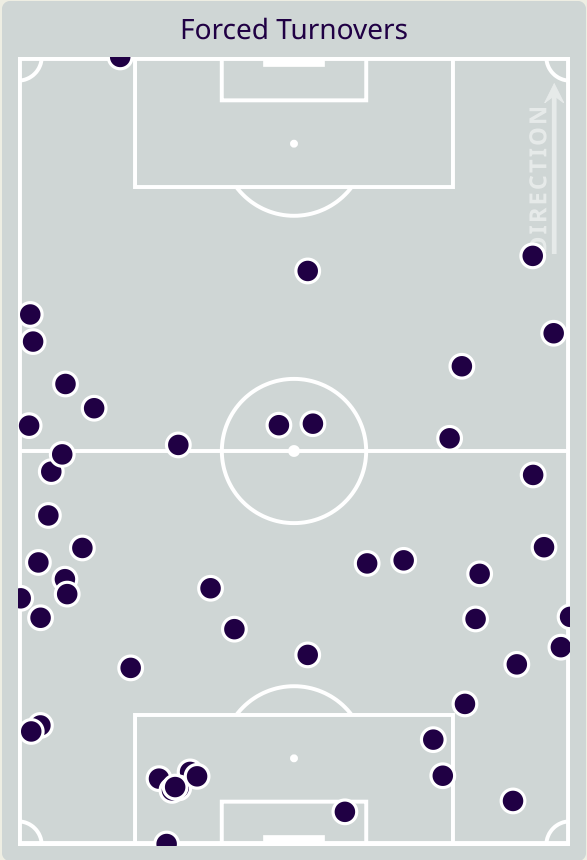
Interceptions

25

Tackles

7.16

Possession Actions / Defensive Action



Most Possession Regains

11

ASHURMATOV Rustam  
CENTRE BACK

Uzbekistan

#	Player	Total Possession Regains
1	YUSUPOV Utkir	6
3	ALIJONOV Khojiakbar	0
4	SAYFIEV Farrukh	5
5	ASHURMATOV Rustam	11
7	SHUKUROV Otabek	3
9	HAMROBEKOV Odiljon	5
10	MASHARIPOV Jaloliddin	3
11	URUNOV Ostons	1
15	ESHMURODOV Umar	3
20	ERKINOV Khojimat	0
25	KHUSANOV Abdukodir	6
13	NASRULLAEV Sherzod	3
19	TURGUNBOEV Azizbek	0
21	SERGEEV Igor	0
22	FAYZULLAEV Abbosbek	1

# Defensive Actions



54

Forced Turnovers

49

Possession Regained

6

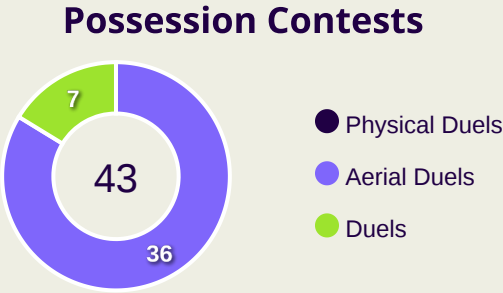
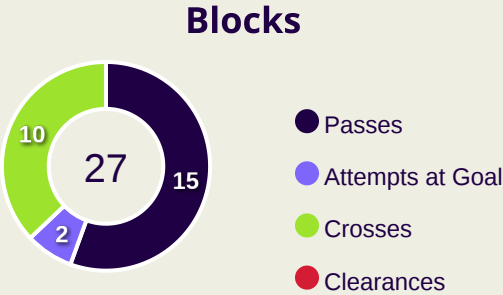
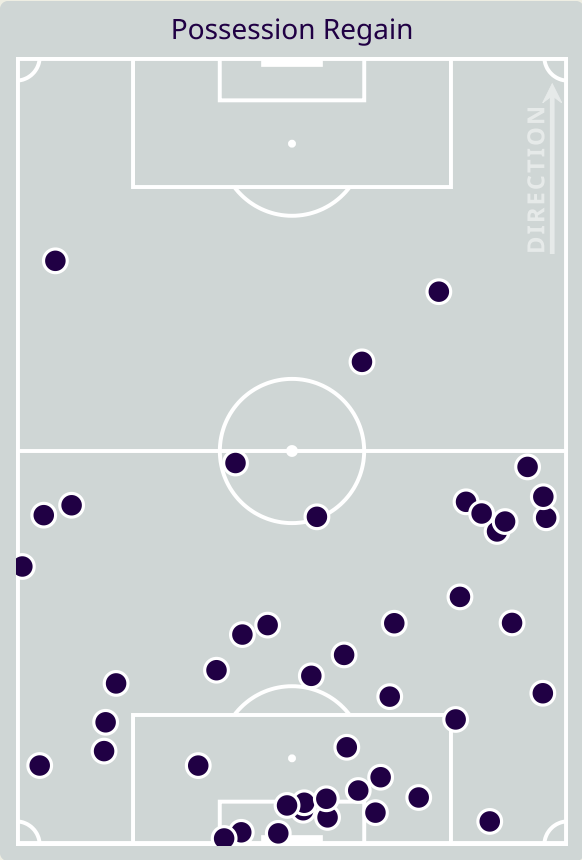
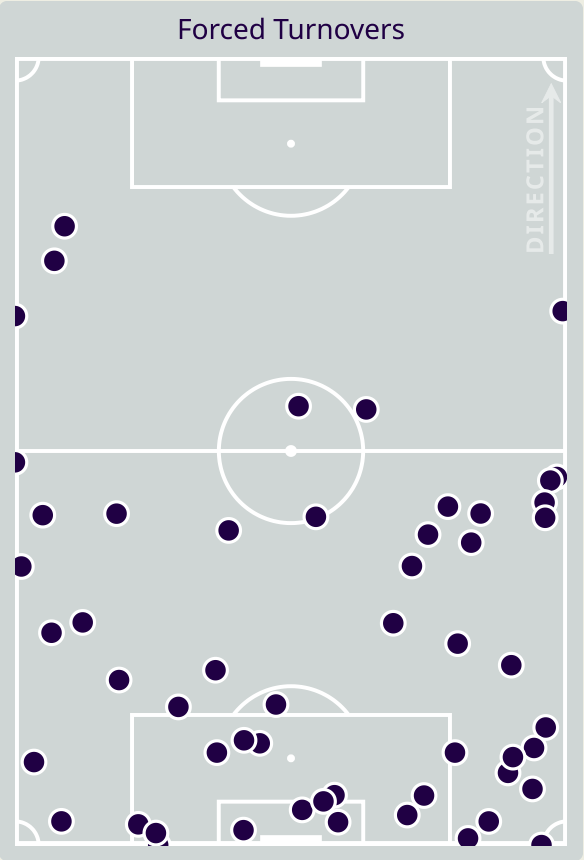
Interceptions

34

Tackles

2.72

Possession Actions / Defensive Action



Most Possession Regains

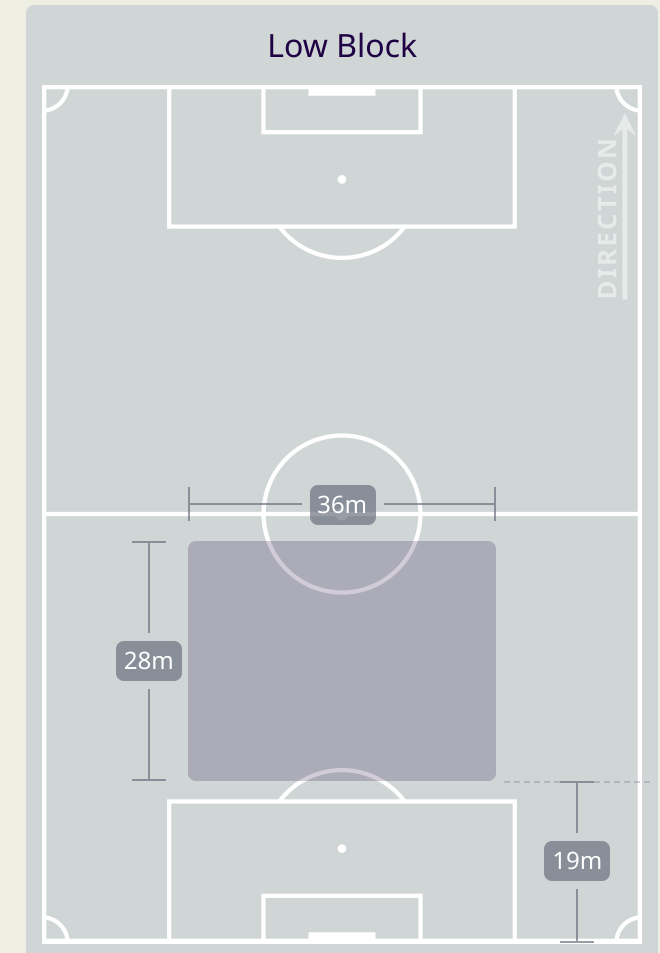
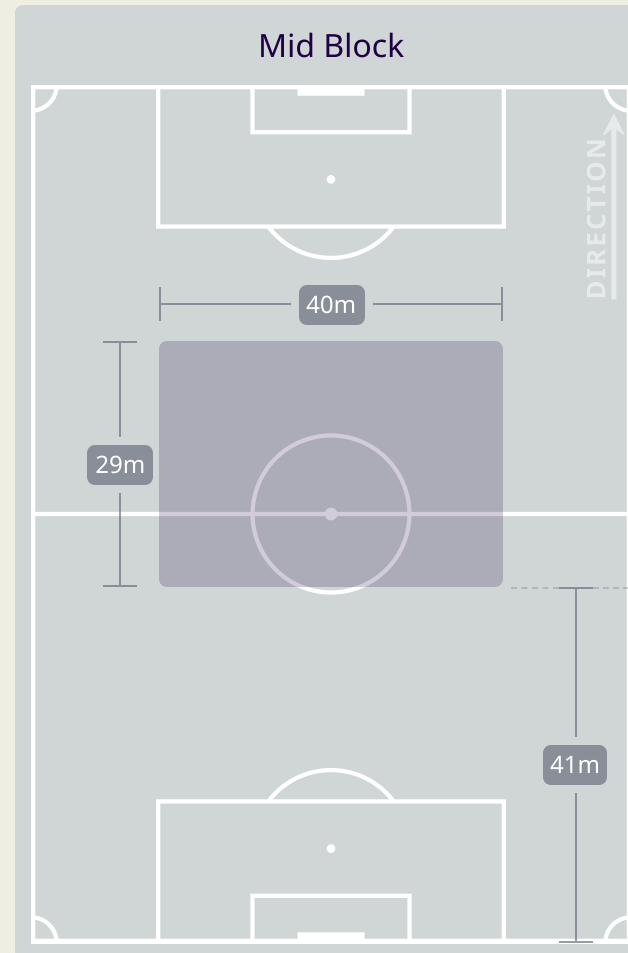
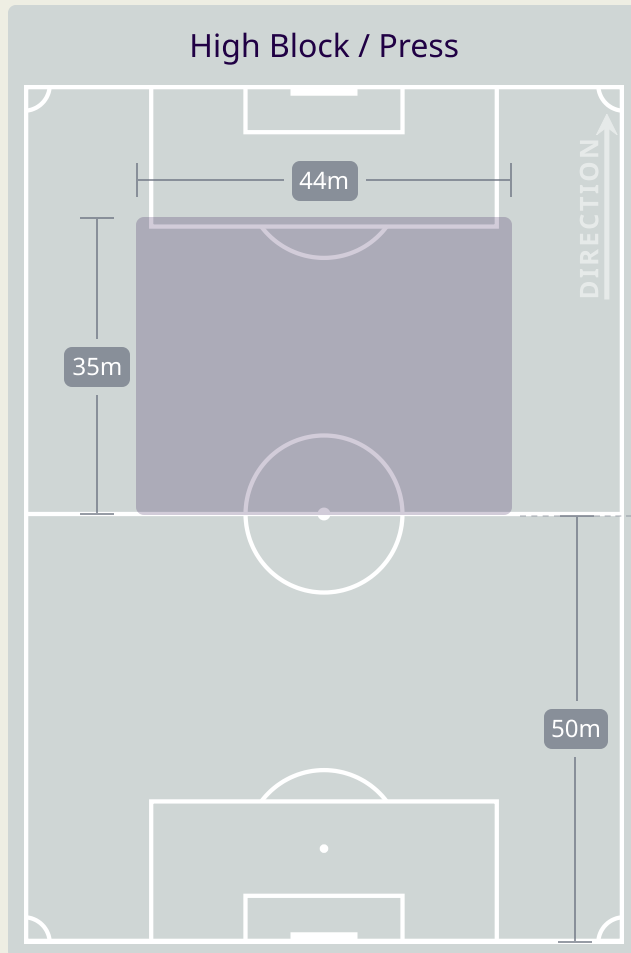
11

OUES Ampntoul  
RIGHT BACK

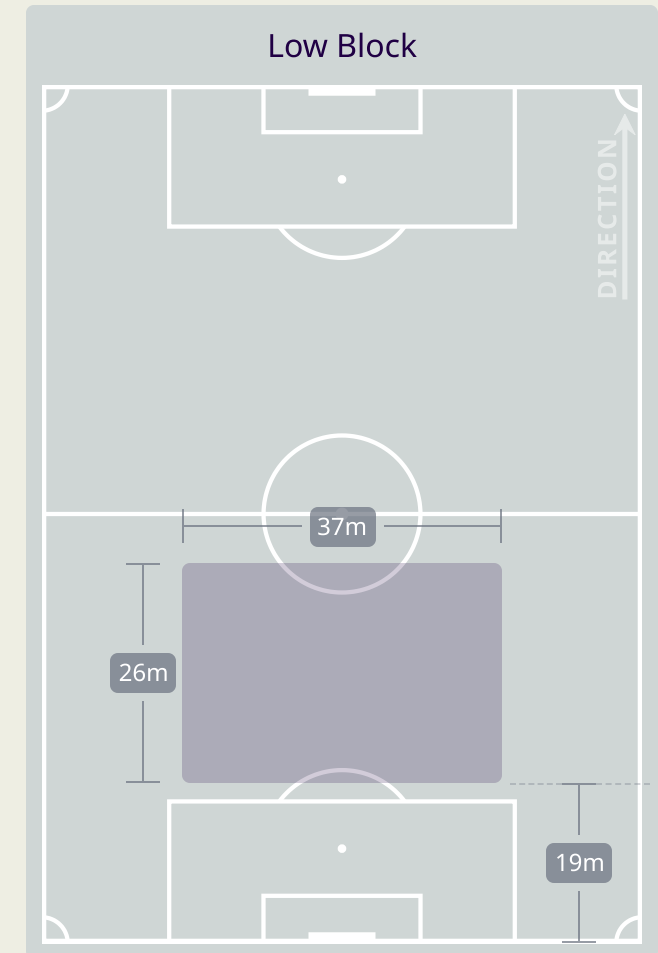
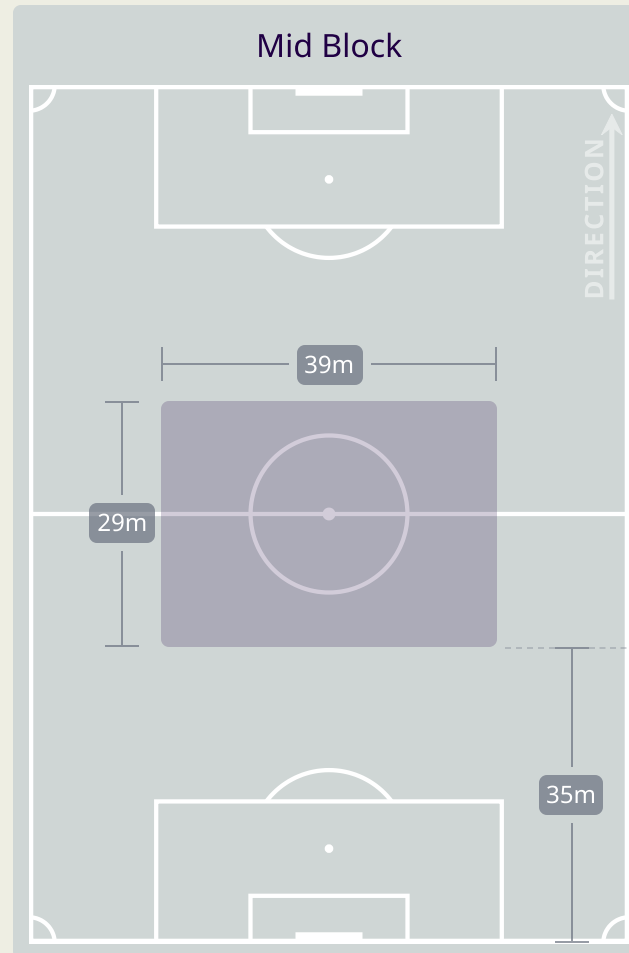
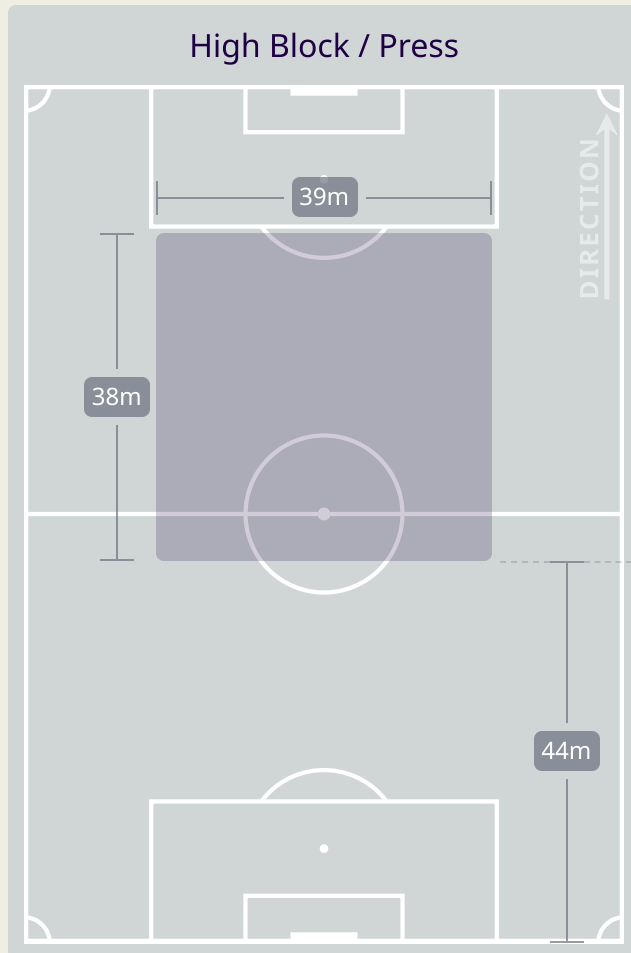
#	Player	Total Possession Regains
22	MADANIEH Ahmad	10
2	OUSOU Aiham	3
3	ALAJAAN Mouaiad	4
4	HAM Ezequiel	4
11	SABBAG Pablo	0
12	RAMADAN Ammar	4
13	KROUMA Thaer	6
18	ELIAS Jalil	4
21	HESAR Ibrahim	0
24	OUES Ampntoul	11
25	ALASWAD Mahmood	3
7	KHRBIN Omar	0
17	YOUSSEF Fahad	0

# Defensive Line Height & Team Length

Uzbekistan



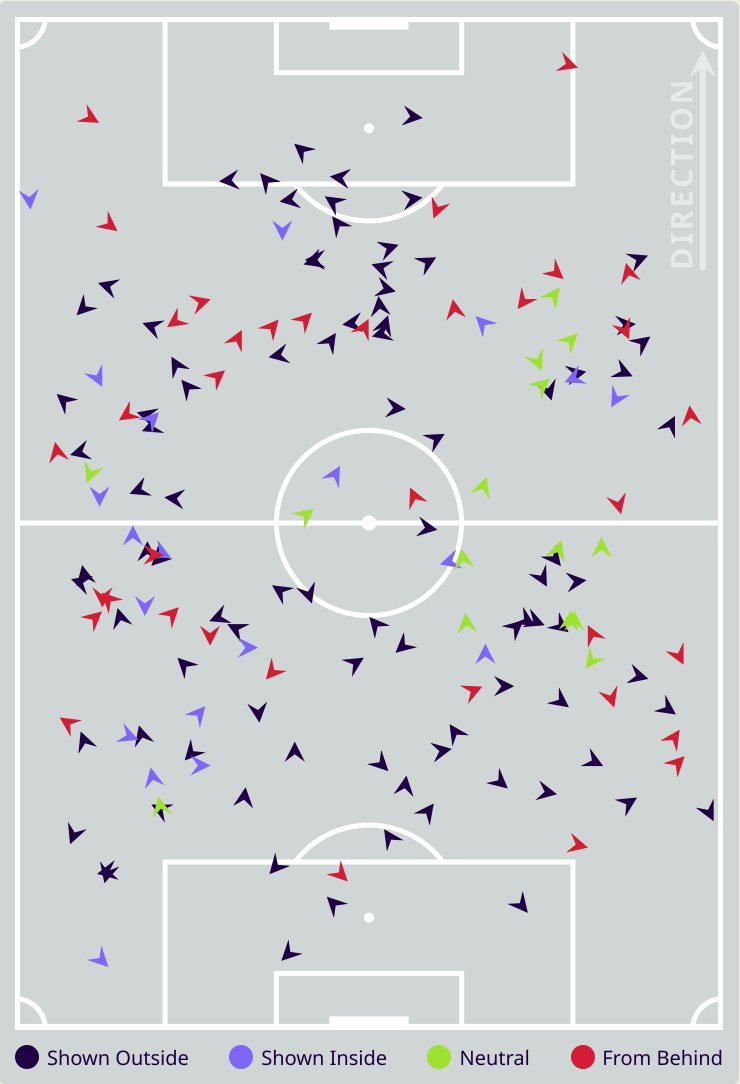
## Defensive Line Height & Team Length



Defensive Pressure



Uzbekistan



163	Total Pressures	287
34	Direct Pressures	48
1.43s	Avg Pressure Duration	1.36s
51	Forced Turnovers	54
8.8s	Ball Recovery Time	12.28s
58	Pushing on into Pressing	113
142	Pushing on	269
20	Pressing Direction Inside	33
91	Pressing Direction Outside	186

Most Direct Pressures

6

HAMROBEKOV Odiljon

RIGHT CENTRE MIDFIELD

Most Direct Pressures

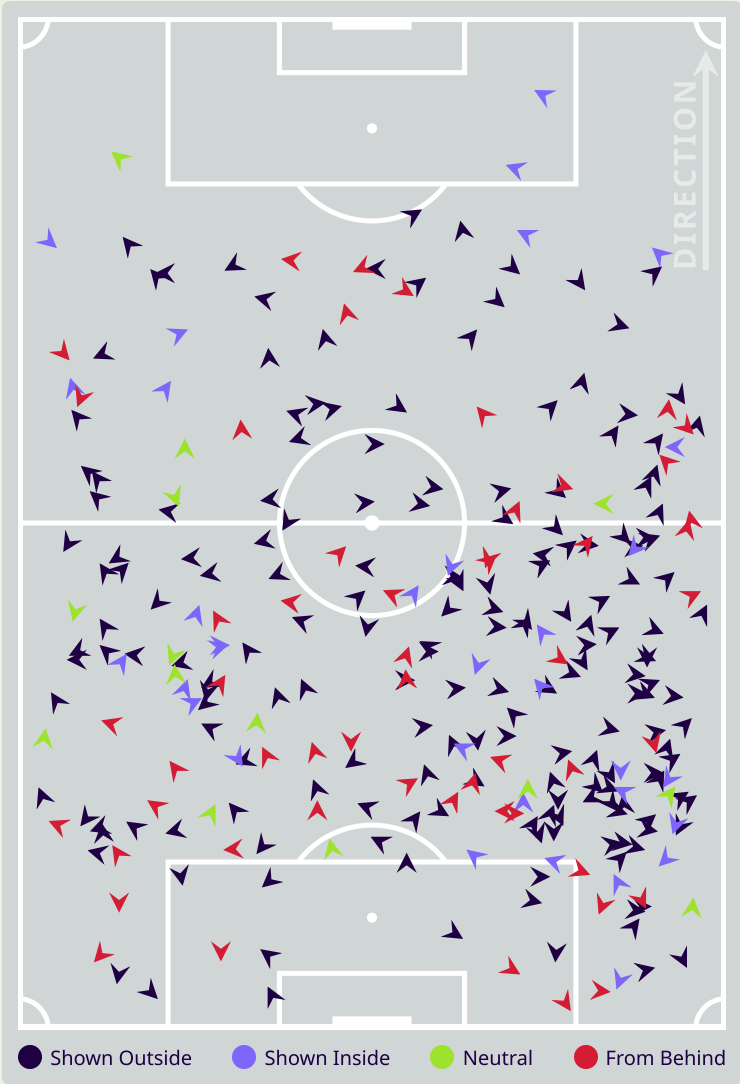
8

OUES Ampntoul

RIGHT BACK



Syria



# GOALKEEPING



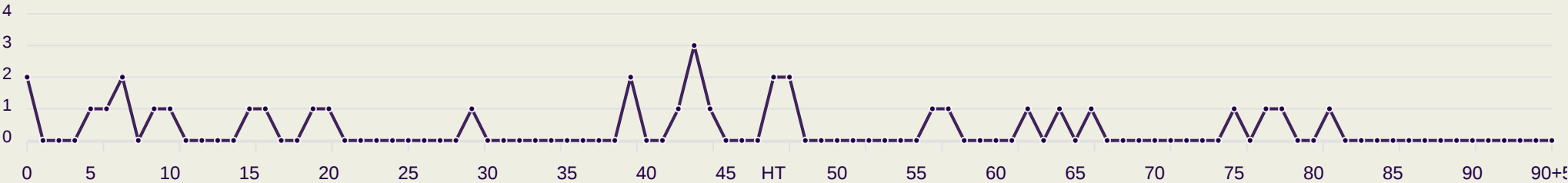
Uzbekistan v Syria

# Goalkeeping Involvement



Uzbekistan

Uzbekistan GK Involvement Timeline

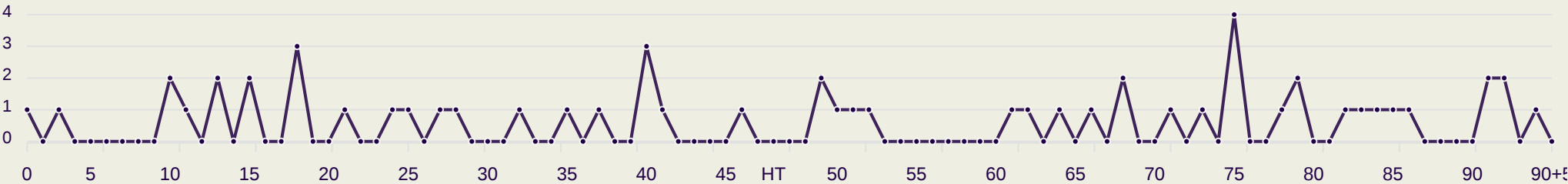


33  
Total Involvements



Syria

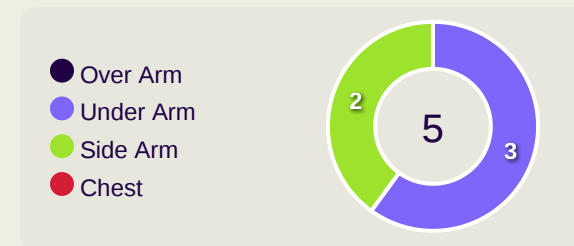
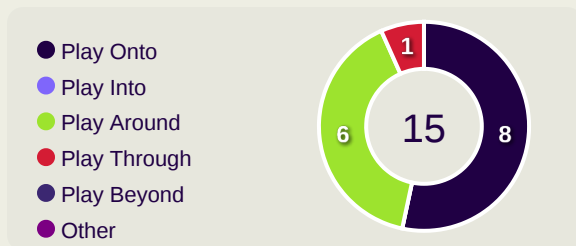
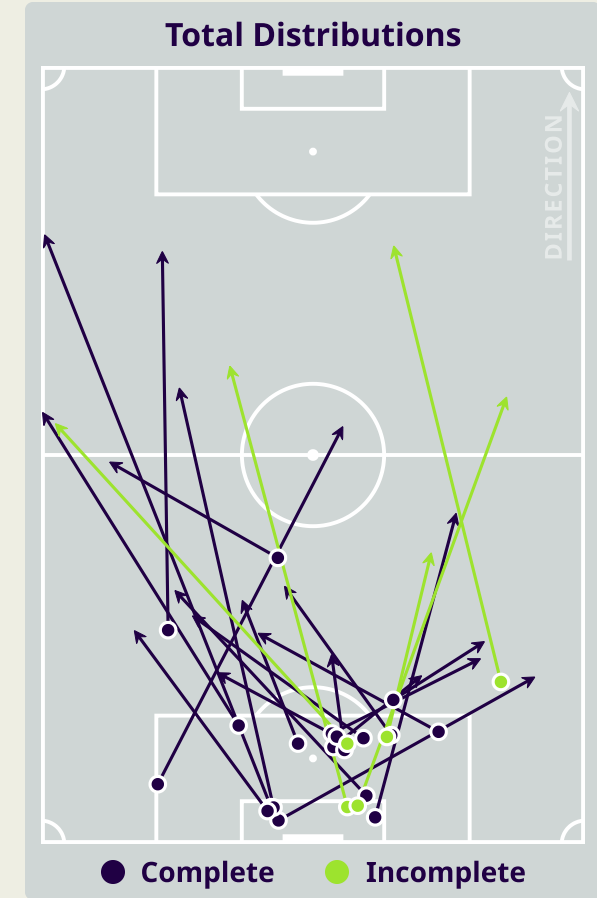
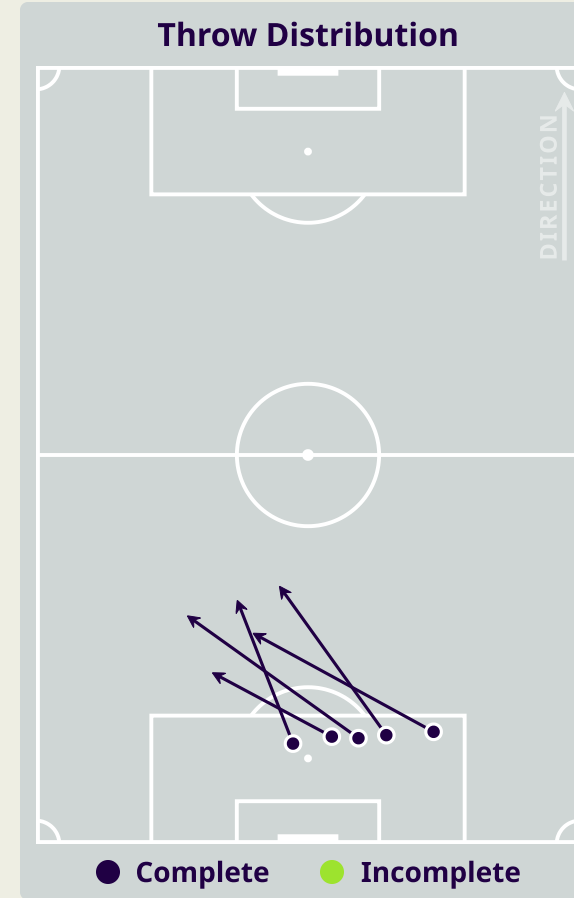
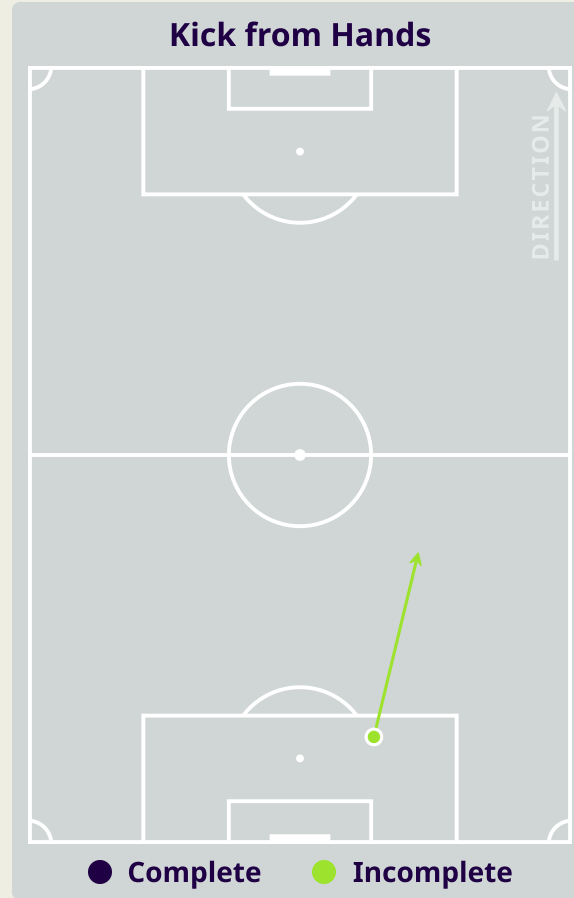
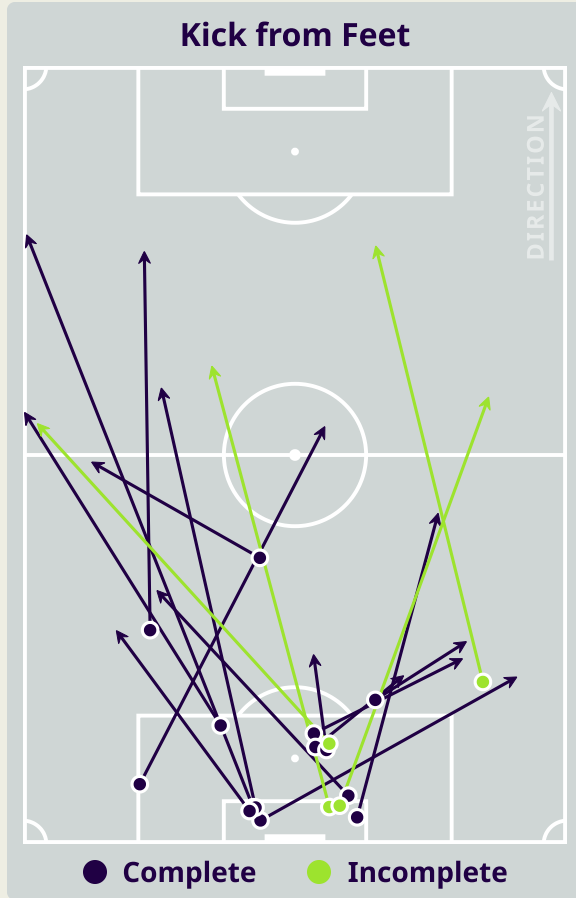
Syria GK Involvement Timeline



58  
Total Involvements

# Goalkeeping Distribution

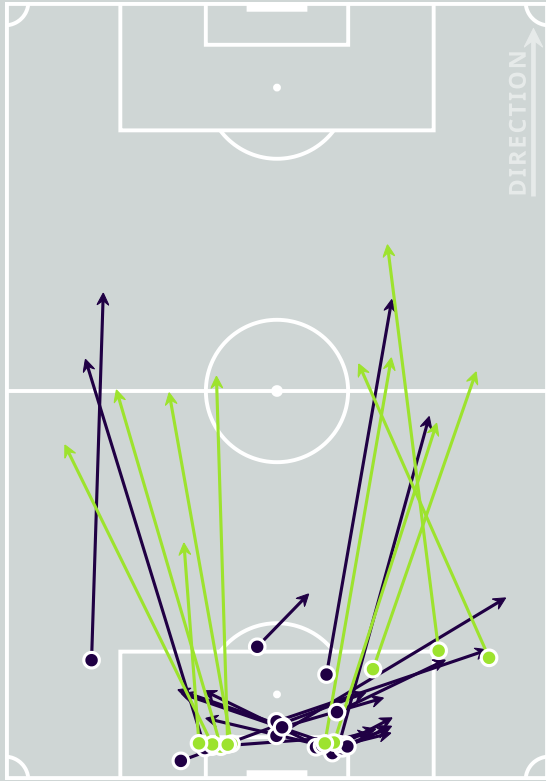
Uzbekistan





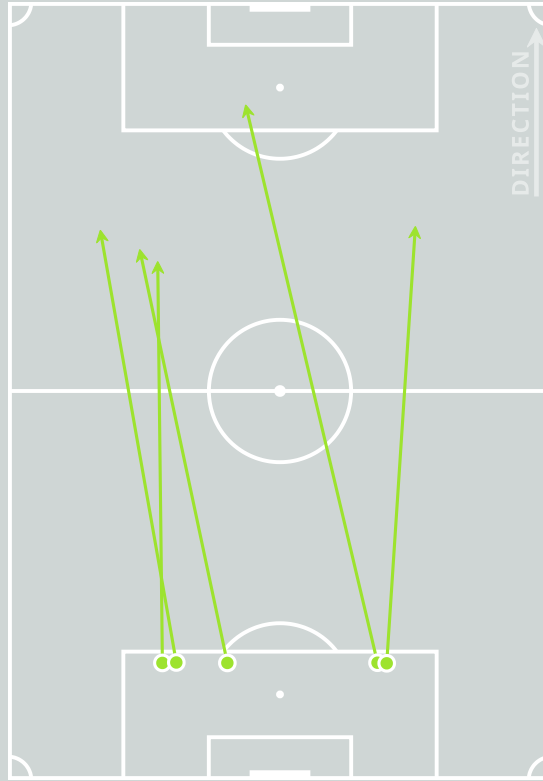
# Goalkeeping Distribution

## Kick from Feet



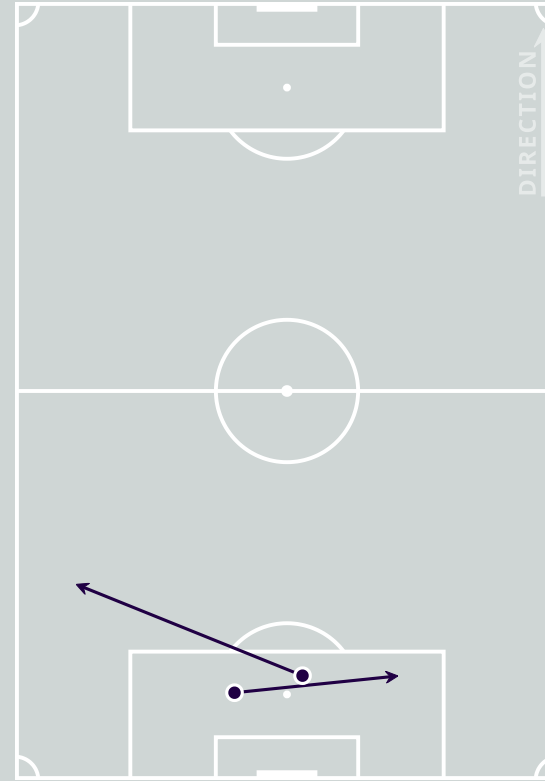
● Complete ● Incomplete

## Kick from Hands



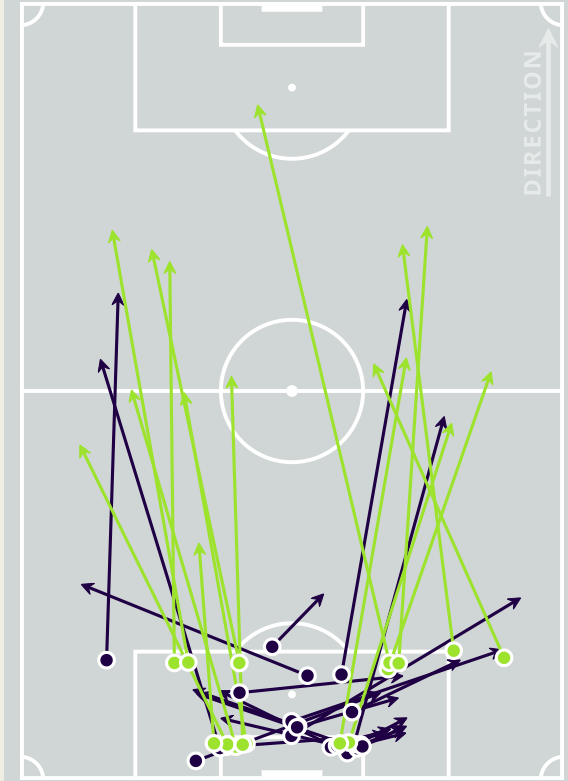
● Complete ● Incomplete

## Throw Distribution



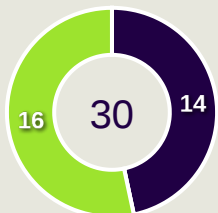
● Complete ● Incomplete

## Total Distributions

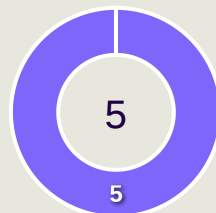


● Complete ● Incomplete

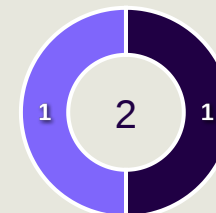
- Play Onto
- Play Into
- Play Around
- Play Through
- Play Beyond
- Other



- Side Kick
- From Hands
- Drop Kick



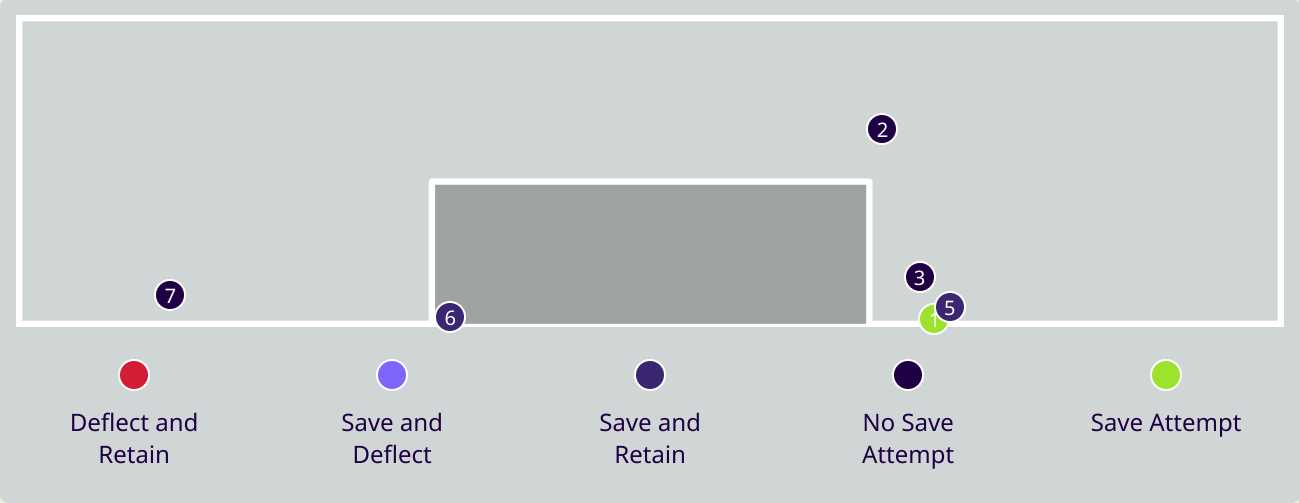
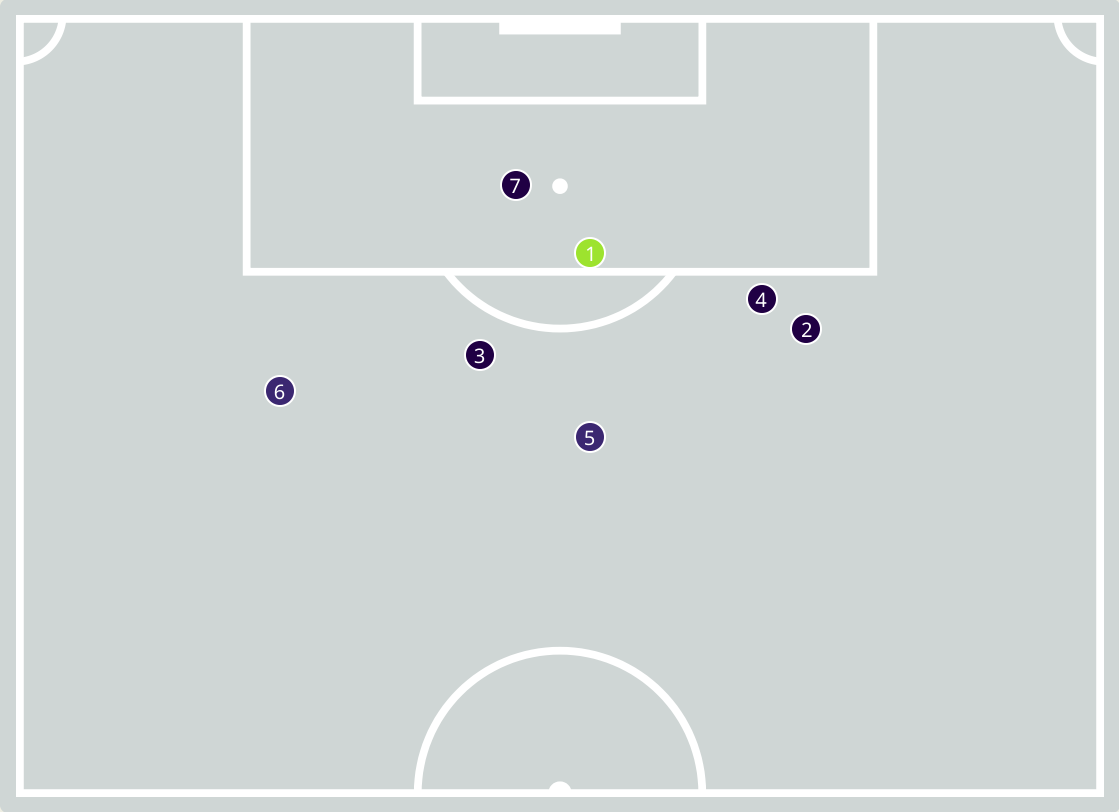
- Over Arm
- Under Arm
- Side Arm
- Chest



Goalkeeper Line Breaks

Goal Prevention

Uzbekistan

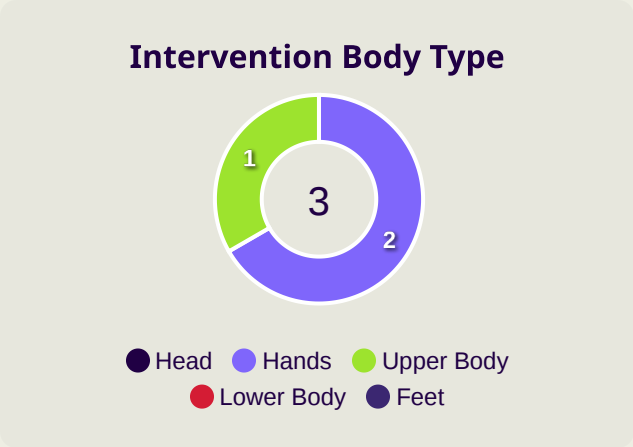
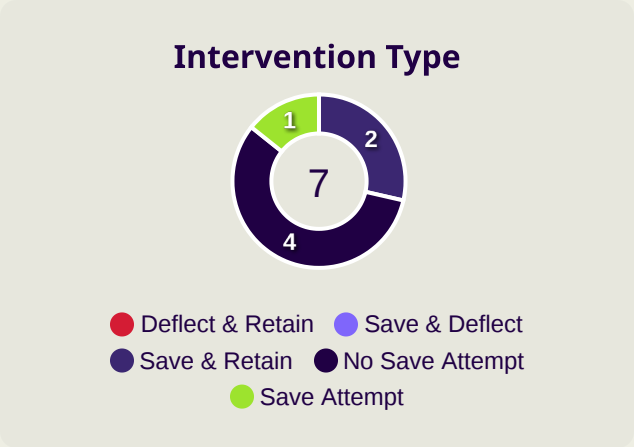


7

Total Attempts on Goal Faced

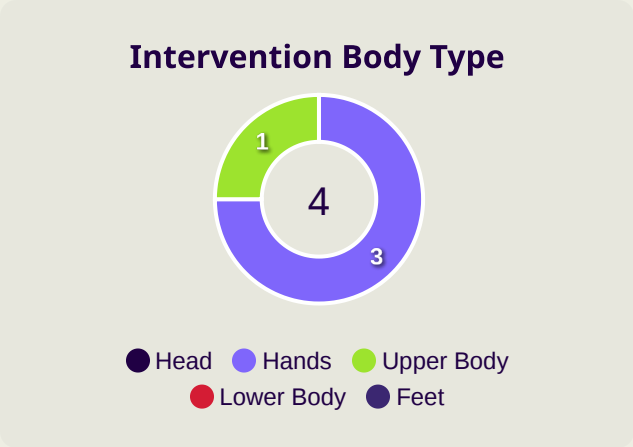
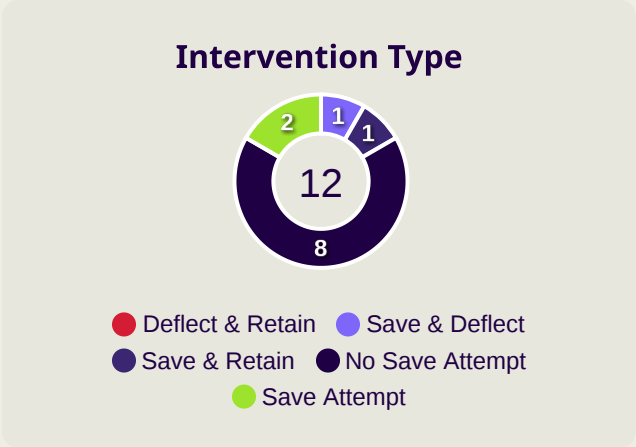
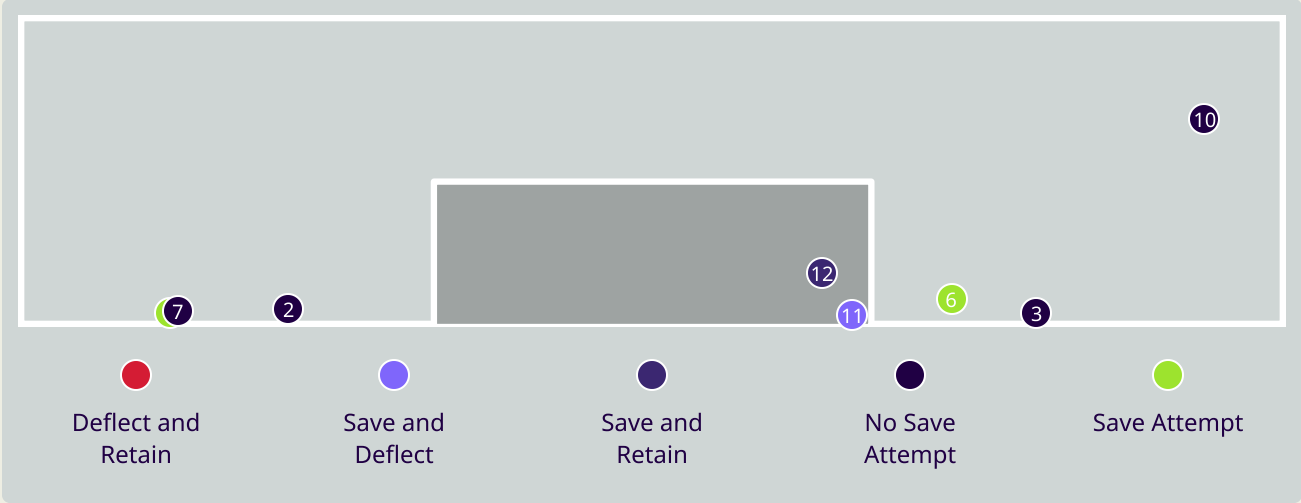
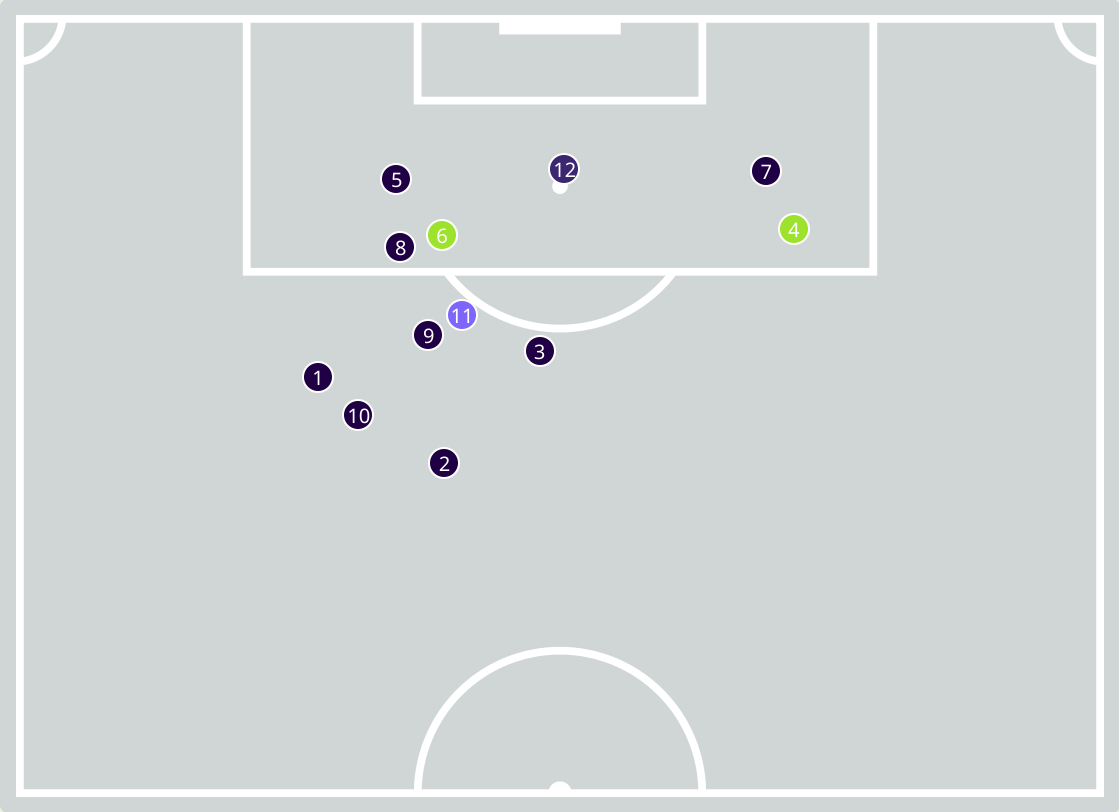
100

Save %



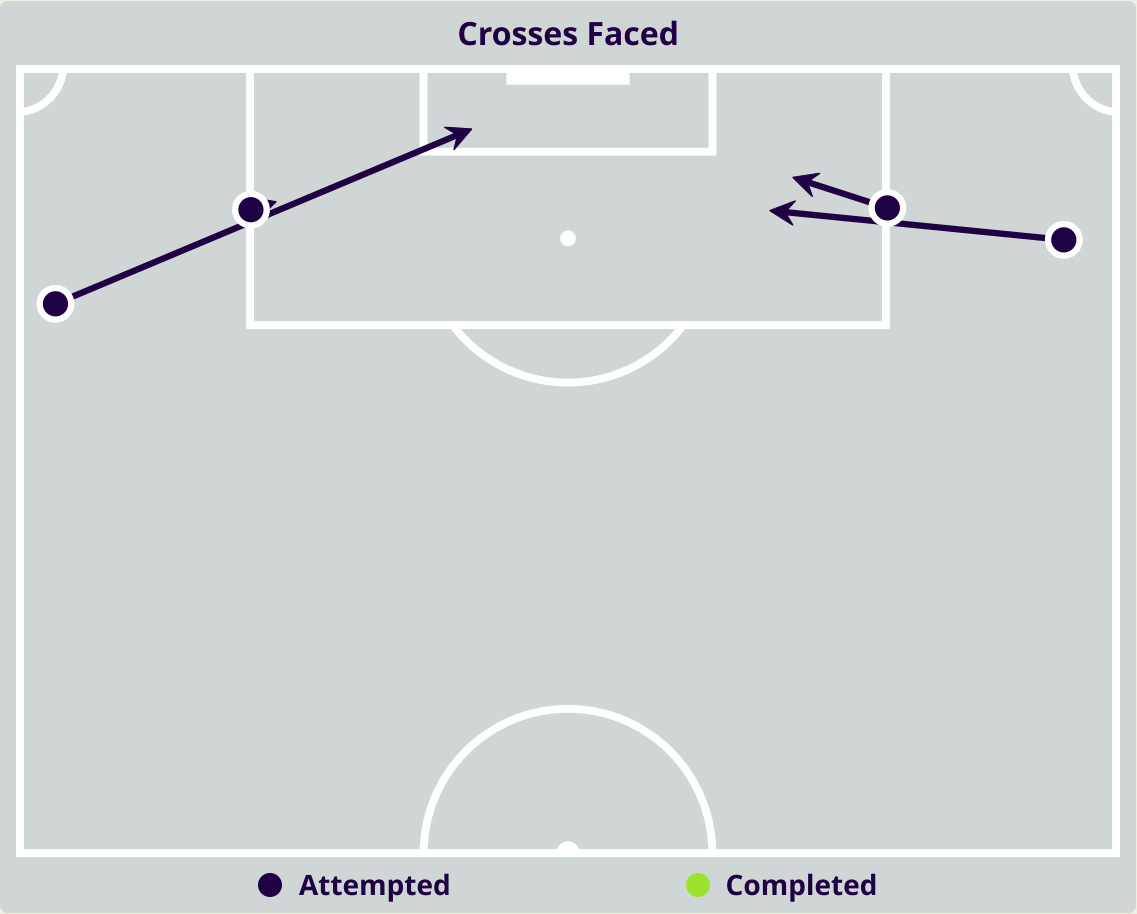

Total Attempts on Goal Faced	Total Goal Interventions	Save & Retain	Deflect & Retain	Save & Deflect	Save Attempt	No Save Attempt
7	2	2	0	0	1	4

Goal Prevention



Total Attempts on Goal Faced	Total Goal Interventions	Save & Retain	Deflect & Retain	Save & Deflect	Save Attempt	No Save Attempt
12	2	1	0	1	2	8

Aerial Control



Delivery Types Faced

Total	In Swing	Out Swing	Driven	Lofted	Cutback	Push
8	2	4	0	2	0	0

## Aerial Control

3  
Total Interventions

0  
Complete

0  
Punches

0  
Incomplete

3  
Complete

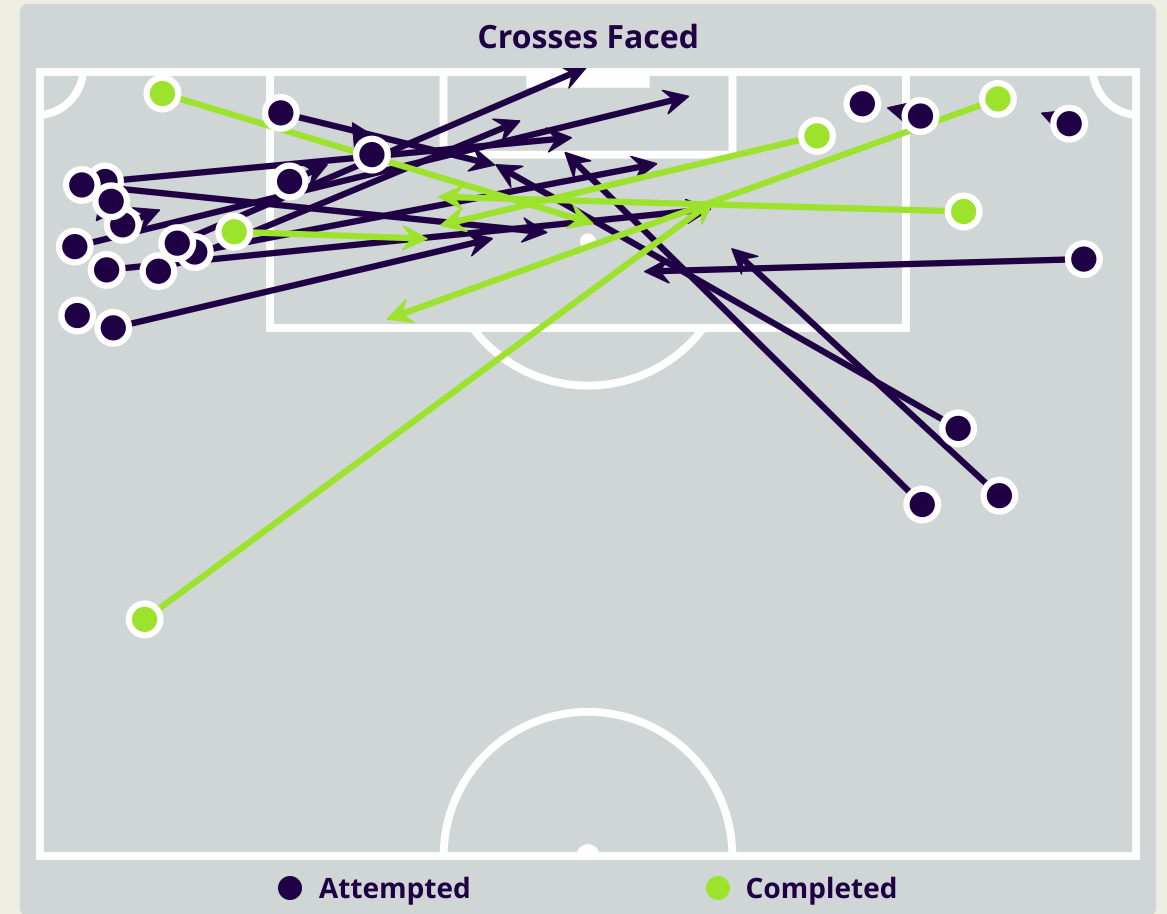
3  
Claims

0  
Incomplete

0  
Complete

0  
Tipped/Palmed

0  
Incomplete



### Delivery Types Faced


Total	In Swing	Out Swing	Driven	Lofted	Cutback	Push
34	2	4	2	23	0	3

# SET PLAYS



Uzbekistan v Syria

Set Plays



Free Kicks	
Type	Total
Direct	11
Direct (on target)	0
Direct (off target)	0
Indirect	1

Corners			
Delivery Type	From Left Side	From Right Side	Total
Direct to Area	2	2	4
Short	1	0	1
Edge of Penalty Area	0	0	0

Corners	
Delivery Style	Total
Inswing	2
Outswing	1
Driven	0

# Set Plays



Free Kicks	
Type	Total
Direct	11
Direct (on target)	0
Direct (off target)	0
Indirect	4

Corners			
Delivery Type	From Left Side	From Right Side	Total
Direct to Area	0	2	2
Short	0	0	0
Edge of Penalty Area	0	0	0

Corners	
Delivery Style	Total
Inswing	0
Outswing	2
Driven	0



# INDIVIDUAL DATA IN POSSESSION



Uzbekistan v Syria

In Possession - Distributions



#	Player	Passes Attempted	Passes Completed	Pass Completion %	Switches of Play	Crosses Attempted	Crosses Completed	Line Breaks Attempted	Line Breaks Completed	Line Break Completion %	Ball Progressions	Take Ons	Step Ins	Attempts at Goal	Goals
1	YUSUPOV Utkir	24	19	79%	0	0	0	13	11	84%	0	0	0	0	0
3	ALIJONOV Khojiakbar	27	24	89%	0	3	0	6	4	66%	0	0	0	0	0
4	SAYFIEV Farrukh	48	37	77%	0	5	1	9	5	55%	0	0	0	1	0
5	ASHURMATOV Rustam	83	76	92%	1	0	0	25	21	84%	1	0	1	0	0
7	SHUKUROV Otabek	100	92	92%	1	1	0	25	22	88%	1	0	1	4	0
9	HAMROBEKOV Odiljon	65	60	92%	0	0	0	13	11	84%	0	0	0	1	0
10	MASHARIPOV Jaloliddin	45	39	87%	0	4	1	13	9	69%	1	1	0	0	0
11	URUNOV Oston	18	12	67%	0	3	1	3	1	33%	2	0	2	1	0
15	ESHMURODOV Umar	57	56	98%	0	0	0	5	4	80%	0	0	0	0	0
20	ERKINOV Khojimat	13	12	92%	0	1	1	1	1	100%	0	0	0	1	0
25	KHUSANOV Abdukodir	75	65	87%	1	2	0	20	14	70%	1	0	1	0	0
13	NASRULLAEV Sherzod	40	39	98%	0	10	2	9	7	77%	0	0	0	0	0
19	TURGUNBOEV Azizbek	1	1	100%	0	0	0	0	0	0%	0	0	0	0	0
21	SERGEEV Igor	0	0	0%	0	0	0	0	0	0%	0	0	0	1	0
22	FAYZULLAEV Abbosbek	16	11	69%	0	5	0	8	4	50%	2	1	1	3	0

In Possession - Offers & Receptions



			Offer movement types						
#	Player	Total Offers	In Front	In Between	Out to In	In to Out	In Behind	No Movement	Offers Received
1	YUSUPOV Utkir	3	0	0	0	0	2	1	2
3	ALIJONOV Khojiakbar	20	7	1	0	1	4	7	8
4	SAYFIEV Farrukh	19	0	2	1	1	8	7	5
5	ASHURMATOV Rustam	31	8	1	0	0	6	16	19
7	SHUKUROV Otabek	65	37	15	1	3	2	7	30
9	HAMROBEKOV Odiljon	59	27	21	2	1	6	2	25
10	MASHARIPOV Jaloliddin	31	6	9	6	0	3	7	10
11	URUNOV Oston	54	1	15	2	1	29	6	13
15	ESHMURODOV Umar	2	0	0	0	0	1	1	0
20	ERKINOV Khojimat	33	3	5	4	1	18	2	8
25	KHUSANOV Abdukodir	15	10	0	0	0	2	3	14
13	NASRULLAEV Sherzod	21	1	1	0	0	10	9	9
19	TURGUNBOEV Azizbek	4	0	1	2	0	1	0	0
21	SERGEEV Igor	8	0	4	0	0	3	1	0
22	FAYZULLAEV Abbosbek	57	6	16	5	1	19	10	15

In Possession - Distributions



#	Player	Passes Attempted	Passes Completed	Pass Completion %	Switches of Play	Crosses Attempted	Crosses Completed	Line Breaks Attempted	Line Breaks Completed	Line Break Completion %	Ball Progressions	Take Ons	Step Ins	Attempts at Goal	Goals
22	MADANIEH Ahmad	37	22	59%	0	0	0	11	3	27%	0	0	0	0	0
2	OUSOU Aiham	46	40	87%	0	0	0	10	4	40%	1	0	1	0	0
3	ALAJAAN Mouaiad	38	28	74%	0	2	0	9	5	55%	1	0	1	0	0
4	HAM Ezequiel	35	28	80%	0	0	0	6	2	33%	0	0	0	1	0
11	SABBAG Pablo	10	5	50%	0	0	0	0	0	0%	0	0	0	1	0
12	RAMADAN Ammar	16	12	75%	0	2	0	5	2	40%	5	0	5	2	0
13	KROUMA Thaer	28	24	86%	1	0	0	6	3	50%	1	0	1	0	0
18	ELIAS Jalil	55	46	84%	2	2	1	16	9	56%	0	0	0	0	0
21	HESAR Ibrahim	15	10	67%	3	0	0	4	2	50%	2	2	0	2	0
24	OUES Ampntoul	33	23	70%	0	1	0	14	8	57%	3	3	0	0	0
25	ALASWAD Mahmood	6	2	33%	0	1	0	4	1	25%	2	2	0	1	0
7	KHRBIN Omar	2	0	0%	0	0	0	0	0	0%	0	0	0	0	0
17	YOUSSEF Fahad	11	9	82%	0	0	0	0	0	0%	0	0	0	0	0

In Possession - Offers & Receptions



			Offer movement types						
#	Player	Total Offers	In Front	In Between	Out to In	In to Out	In Behind	No Movement	Offers Received
22	MADANIEH Ahmad	3	0	0	0	0	3	0	1
2	OUSOU Aiham	11	1	0	0	0	9	1	6
3	ALAJAAN Mouaiad	17	8	0	0	0	3	6	10
4	HAM Ezequiel	34	22	6	0	1	5	0	14
11	SABBAG Pablo	24	0	6	1	3	12	2	1
12	RAMADAN Ammar	33	13	7	1	2	5	5	5
13	KROUMA Thaer	4	0	0	0	0	3	1	1
18	ELIAS Jalil	22	14	2	0	0	0	6	11
21	HESAR Ibrahim	43	2	25	1	1	11	3	6
24	OUES Ampntoul	16	9	1	1	0	0	5	4
25	ALASWAD Mahmood	39	1	1	7	2	8	20	3
7	KHRBIN Omar	2	0	0	0	0	2	0	1
17	YOUSSEF Fahad	10	4	1	0	0	2	3	5

# INDIVIDUAL DATA OUT OF POSSESSION



Uzbekistan v Syria

Out of Possession



#	Player	Tackles Made / Won	Blocks	Interceptions	Pressing Direct	Pressing Indirect	Duels Won - Aerial	Duels Won - Physical	Possession Contests won	Clearances	Loose Ball Receptions	Pushing On	Pushing On into Pressing	Possession Regains	Possession Interrupted
1	YUSUPOV Utkir	0 / 0	0	0	0	0	0	0	0	0	3	0	0	6	0
3	ALIJONOV Khojiakbar	0 / 0	2	0	0	2	0	0	0	0	4	10	2	0	1
4	SAYFIEV Farrukh	4 / 0	5	0	1	3	3	0	3	4	6	20	3	5	4
5	ASHURMATOV Rustam	1 / 0	1	5	3	7	3	0	3	9	6	9	2	11	4
7	SHUKUROV Otabek	5 / 0	1	1	5	18	2	0	2	0	11	17	6	3	2
9	HAMROBEKOV Odiljon	4 / 0	1	1	6	24	3	0	3	1	11	16	8	5	1
10	MASHARIPOV Jaloliddin	6 / 1	0	0	6	18	2	0	3	0	4	15	12	3	0
11	URUNOV Oston	2 / 0	1	0	2	27	0	0	0	0	4	9	7	1	0
15	ESHMURODOV Umar	1 / 0	3	0	1	4	0	0	0	3	10	5	1	3	4
20	ERKINOV Khojimat	0 / 0	0	0	2	10	1	0	1	0	1	11	6	0	0
25	KHUSANOV Abdukodir	0 / 0	4	1	1	2	2	0	2	3	7	10	2	6	4
13	NASRULLAEV Sherzod	2 / 0	2	1	2	2	1	0	1	0	5	6	1	3	2
19	TURGUNBOEV Azizbek	0 / 0	0	0	1	0	1	0	1	0	1	0	0	0	0
21	SERGEEV Igor	0 / 0	0	0	1	4	0	0	0	1	0	4	2	0	0
22	FAYZULLAEV Abbosbek	0 / 0	2	0	3	8	1	0	1	0	1	10	6	1	1

Out of Possession



#	Player	Tackles Made / Won	Blocks	Interceptions	Pressing Direct	Pressing Indirect	Duels Won - Aerial	Duels Won - Physical	Possession Contests won	Clearances	Loose Ball Receptions	Pushing On	Pushing On into Pressing	Possession Regains	Possession Interrupted
22	MADANIEH Ahmad	0 / 0	0	0	0	0	0	0	0	0	3	0	0	10	0
2	OUSOU Aiham	5 / 0	3	0	7	1	1	0	1	12	3	14	3	3	9
3	ALAJAAN Mouaiad	4 / 0	1	2	3	10	1	0	1	7	1	20	4	4	5
4	HAM Ezequiel	2 / 1	4	0	2	32	0	0	0	1	9	44	21	4	4
11	SABBAG Pablo	1 / 0	0	0	4	22	3	0	3	0	1	20	10	0	0
12	RAMADAN Ammar	3 / 2	2	1	6	29	2	0	2	4	2	30	20	4	5
13	KROUMA Thaer	4 / 2	2	1	5	4	1	0	2	10	1	11	4	6	7
18	ELIAS Jalil	0 / 0	4	1	4	46	2	0	3	2	6	22	6	4	4
21	HESAR Ibrahim	5 / 0	0	0	4	37	3	0	3	0	6	33	9	0	0
24	OUES Ampntoul	6 / 1	9	0	8	21	1	0	2	5	2	38	13	11	6
25	ALASWAD Mahmood	2 / 1	1	1	3	29	3	0	4	1	2	30	19	3	2
7	KHRBIN Omar	1 / 0	0	0	1	5	0	0	0	1	0	3	1	0	1
17	YOUSSEF Fahad	1 / 0	1	0	1	3	0	0	0	0	5	4	3	0	1



# INDIVIDUAL DATA PHYSICAL



Uzbekistan v Syria

Physical Data

Uzbekistan



#	Player	Total Distance (m)	Zone 1: 0-7 km/h (m)	Zone 2: 7-15 km/h (m)	Zone 3: 15-20 km/h (m)	Zone 4: 20-25 km/h (m)	Zone 5: 25+ km/h (m)	High Speed Runs (Zone 4)	Sprints (Zone 5)	Top Speed (km/h)
1	YUSUPOV Utkir	4211.8	3634.8	487.3	81.0	8.6	0	2.0	0	21.3
3	ALIJONOV Khojiakbar	4901.2	2049.1	2054.6	555.8	189.2	52.5	21.0	1.0	31.1
4	SAYFIEV Farrukh	11362.0	3939.2	4642.2	1816.5	613.9	350.1	91.0	25.0	31.3
5	ASHURMATOV Rustam	9933.1	3858.8	4737.8	1025.5	276.8	34.2	35.0	2.0	29.9
7	SHUKUROV Otabek	11657.8	3854.0	6081.3	1410.0	272.0	40.5	45.0	5.0	28.9
9	HAMROBEKOV Odiljon	12337.5	3612.1	5691.4	2244.0	635.7	154.3	66.0	14.0	29.6
10	MASHARIPOV Jaloliddin	8441.4	3344.5	3497.4	1051.6	450.7	97.2	68.0	10.0	30.4
11	URUNOV Oston	10608.2	4083.7	4811.6	1069.1	462.5	181.2	72.0	15.0	31.6
15	ESHMURODOV Umar	9944.6	3886.8	4694.0	998.9	299.0	65.9	41.0	7.0	29.2
20	ERKINOV Khojimat	5478.9	1784.9	2530.6	677.1	305.3	181.0	48.0	15.0	31.4
25	KHUSANOV Abdukodir	9597.1	4085.9	4159.7	946.3	320.2	85.1	44.0	8.0	29.8
13	NASRULLAEV Sherzod	5622.0	2206.9	2183.6	574.9	399.2	257.4	55.0	16.0	33.8
19	TURGUNBOEV Azizbek	595.4	111.4	313.9	126.7	36.1	7.3	5.0	1.0	27.6
21	SERGEEV Igor	2312.2	868.1	1066.7	292.9	66.1	18.4	13.0	2.0	27.8
22	FAYZULLAEV Abbosbek	5681.0	1843.8	2605.5	816.8	312.7	102.2	52.0	9.0	28.3

Physical Data



#	Player	Total Distance (m)	Zone 1: 0-7 km/h (m)	Zone 2: 7-15 km/h (m)	Zone 3: 15-20 km/h (m)	Zone 4: 20-25 km/h (m)	Zone 5: 25+ km/h (m)	High Speed Runs (Zone 4)	Sprints (Zone 5)	Top Speed (km/h)
22	MADANIEH Ahmad	5035.4	4148.7	785.0	71.9	29.7	0	3.0	0	22.6
2	OUSOU Aiham	10693.4	3680.4	5495.0	1109.1	301.1	107.6	44.0	10.0	30.3
3	ALAJAAN Mouaiad	10922.7	4106.2	4904.0	1345.6	478.7	88.3	53.0	12.0	29.0
4	HAM Ezequiel	11353.9	3782.0	5376.5	1603.9	507.3	84.3	56.0	8.0	29.1
11	SABBAG Pablo	8233.3	3216.6	3378.7	961.0	463.1	213.9	66.0	14.0	31.1
12	RAMADAN Ammar	11024.8	3912.7	5090.1	1158.3	594.8	268.9	74.0	23.0	32.3
13	KROUMA Thaer	10069.5	4096.1	4784.6	895.5	220.0	73.3	36.0	6.0	32.1
18	ELIAS Jalil	12687.8	3036.9	6516.0	2405.9	618.5	110.5	83.0	13.0	29.4
21	HESAR Ibrahim	11976.3	3916.5	5432.8	1925.2	569.7	132.1	79.0	12.0	32.1
24	OUES Ampntoul	10596.6	3575.2	5120.9	1108.4	580.1	212.1	85.0	21.0	33.5
25	ALASWAD Mahmood	9045.6	3115.3	3995.6	1289.7	581.3	63.7	73.0	8.0	29.8
7	KHRBIN Omar	2640.4	1091.0	1032.7	363.2	139.5	14.0	16.0	3.0	25.6
17	YOUSSEF Fahad	3116.0	841.1	1505.2	514.0	194.6	61.1	25.0	6.0	30.2



AFC  
**ASIAN CUP**  
QATAR 2023™