



**AFC**  
**ASIAN CUP**  
QATAR 2023™



**Japan 4 - 2 Vietnam**

Group D - Match 5  
14 January 2024  
14:30 Kick Off  
Al Thumama Stadium

**POST MATCH SUMMARY REPORT**

Match Summary - Teams



Japan

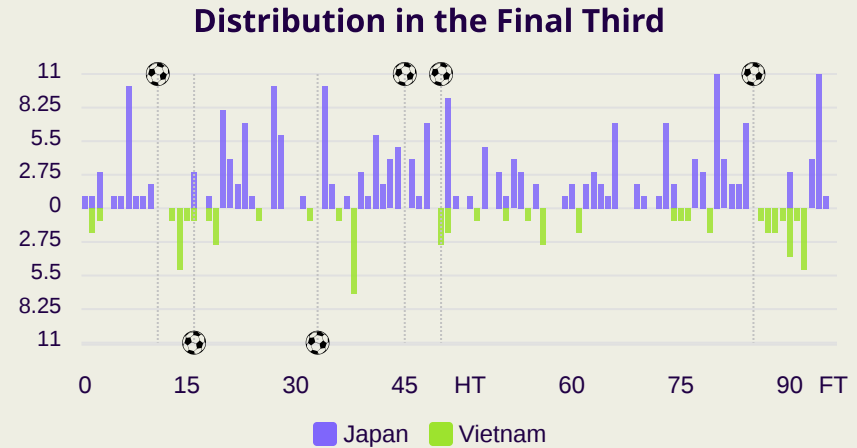
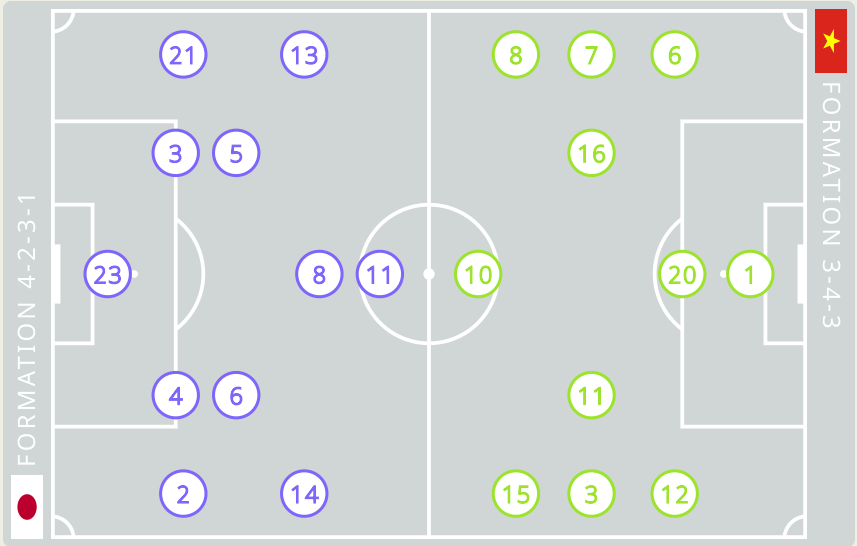
4

—

2

Vietnam





STARTING

23	GK	SUZUKI Zion		
2	DF	SUGAWARA Yukinari	32'	77'
3	DF	TANIGUCHI Shogo		
4	DF	ITAKURA Kou		
5	MF	MORITA Hidemasa	76'	
6	MF	ENDO Wataru (C)		
8	MF	MINAMINO Takumi	11'	45'
11	FW	HOSOYA Mao	45'	
13	MF	NAKAMURA Keito	45+5'	63'
14	MF	ITO Junya		
21	DF	ITO Hiroki		

SUBSTITUTES

1	GK	MAEKAWA Daiya		
12	GK	NOZAWA Taishi		
7	MF	MITOMA Kaoru		
9	FW	UEDA Ayase	45'	85'
10	MF	DOAN Ritsu	63'	
15	DF	MACHIDA Koki		
16	DF	MAIKUMA Seiya	77'	
17	MF	HATATE Reo		
18	FW	ASANO Takuma		
19	DF	NAKAYAMA Yuta		
20	MF	KUBO Takefusa	84'	
22	DF	TOMIYASU Takehiro		
24	DF	WATANABE Tsuyoshi		
25	FW	MAEDA Daizen		
26	MF	SANO Kaishu	76'	

STARTING

		NGUYEN Filip	GK	1	
64'		VO Minh Trong	DF	3	
		NGUYEN Thanh Binh	DF	6	
78'		PHAM Xuan Manh	DF	7	
		(C) DO Hung Dung	MF	8	
33'		PHAM Tuan Hai	FW	10	
46'		NGUYEN Tuan Anh	MF	11	
		PHAN Tuan Tai	DF	12	
64'	16'	NGUYEN Dinh Bac	FW	15	
		NGUYEN Thai Son	MF	16	
		BUI HOANG Viet Anh	DF	20	

SUBSTITUTES

		NGUYEN Dinh Trieu	GK	21	
		NGUYEN Van Viet	GK	23	
		DO Duy Manh	DF	2	
		HO Tan Tai	DF	4	
		GIAP Tuan Duong	DF	5	
		NGUYEN Van Toan	FW	9	
78'		TRUONG Tien Anh	MF	13	
64'		NGUYEN Van Truong	MF	14	
		VU Van Thanh	DF	17	
		NGUYEN Hai Long	MF	18	
		NGUYEN Quang Hai	MF	19	
64'		KHUAT Van Khang	FW	22	
		NGUYEN Van Tung	FW	24	
46'		LE PHAM Thanh Long	MF	25	
		LE Ngoc Bao	DF	26	

Match Summary - Key Statistics



Japan

4

—

2

Vietnam



Possession			Total
Total	<div><div>51.9%</div><div>8.7%</div><div>39.4%</div></div>		Total
4	Goals		2
16 (7)	Attempts at Goal (On Target)		6 (3)
735 (652)	Total Passes (Complete)		549 (458)
89 %	Pass Completion %		83 %
112	Completed Line Breaks		75
14	Defensive Line Breaks		1
180	Receptions in the Final Third		33
14	Crosses		3
13	Ball Progressions		10
247 (45)	Defensive Pressures Applied (Direct Pressures)		279 (52)
62	Forced Turnovers		69
93	Second Balls		58
124 km	Total Distance Covered		130.3 km
6.3 km	Zone 4 – Low Speed Sprinting: 20-25 km/h		6.2 km



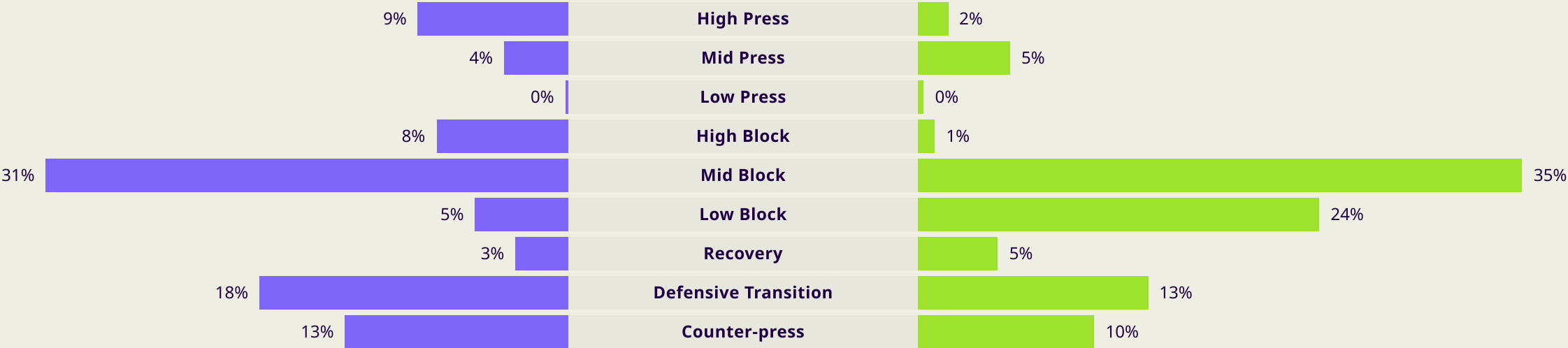
Phases of Play



IN POSSESSION



OUT OF POSSESSION

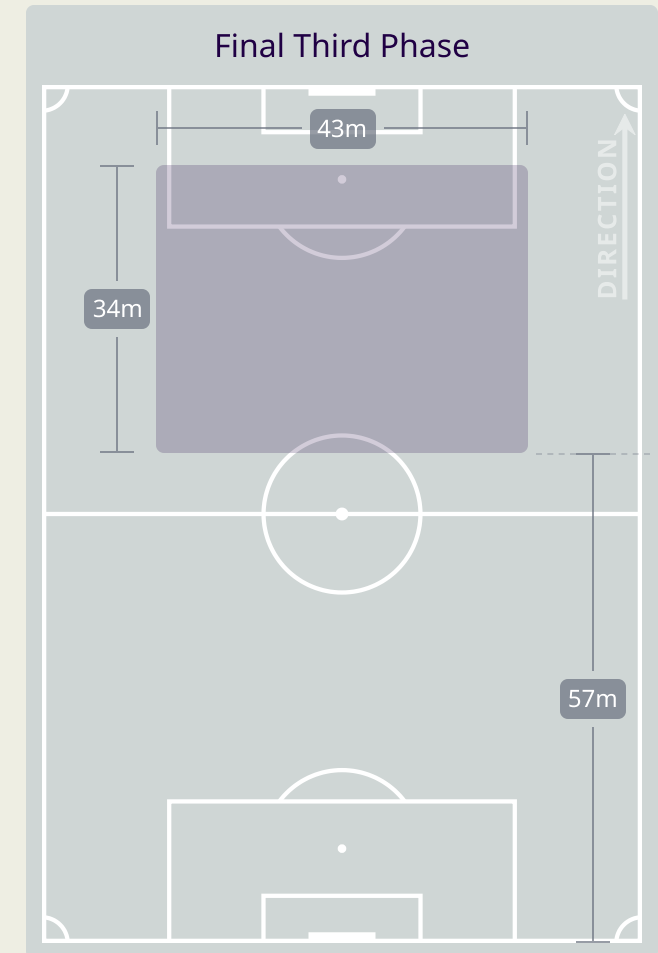
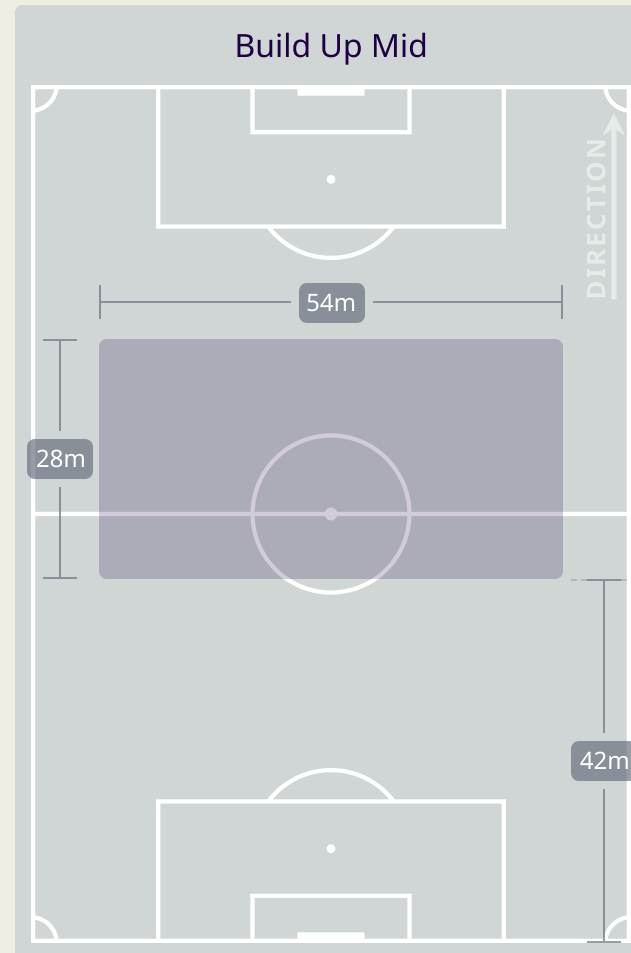
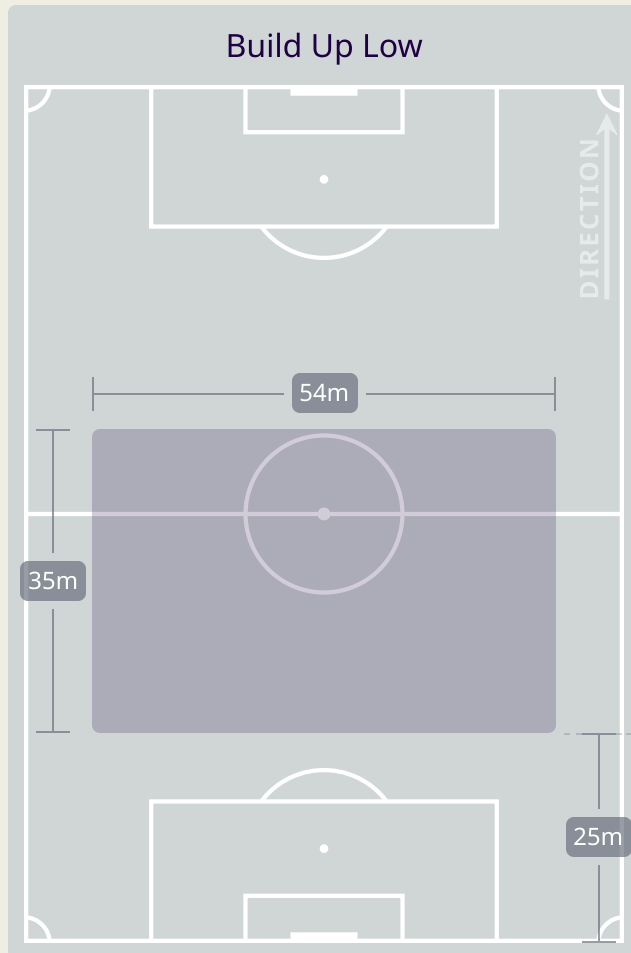


# IN POSSESSION

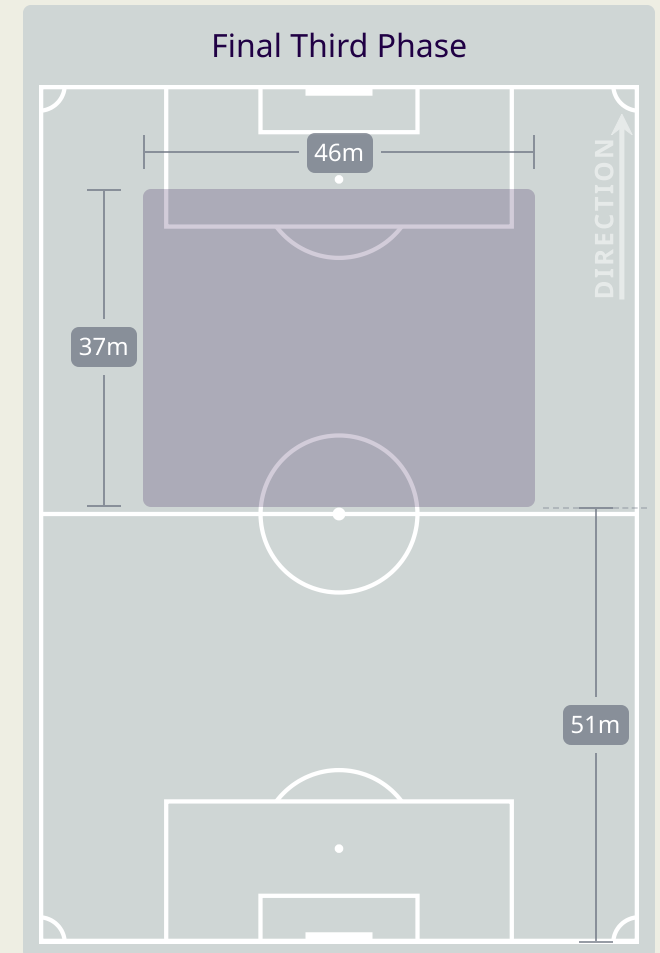
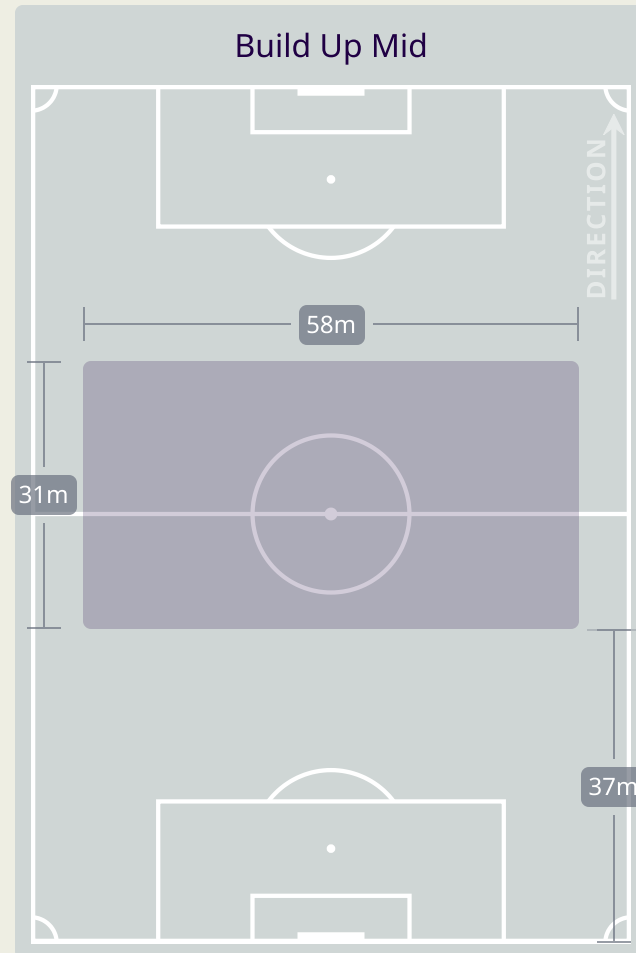
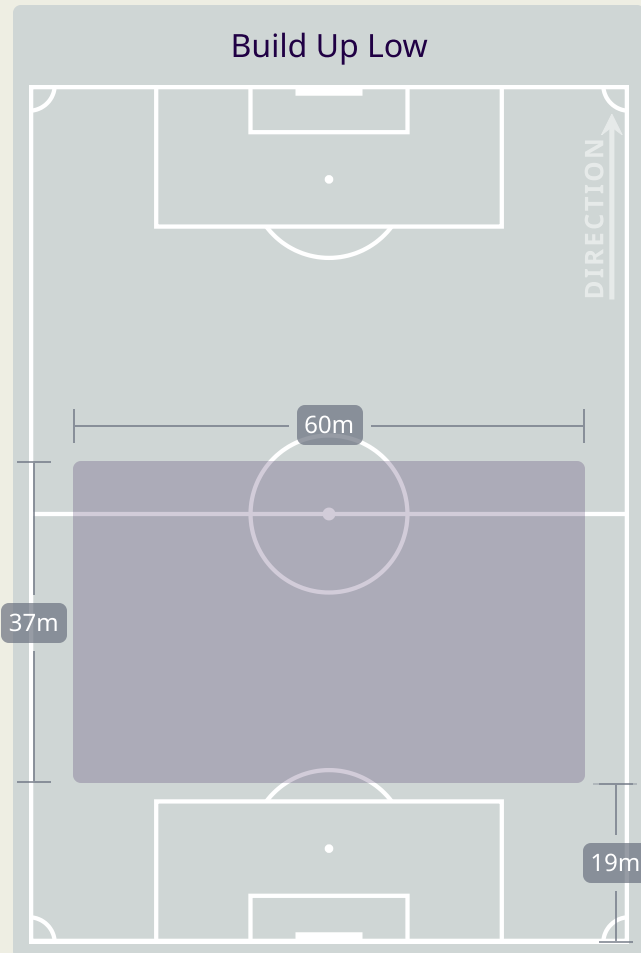


Japan v Vietnam

# In Possession Line Height & Team Length



# In Possession Line Height & Team Length



Line Breaks



Attempted Line Breaks

162

62

50

Attempted Complete

50

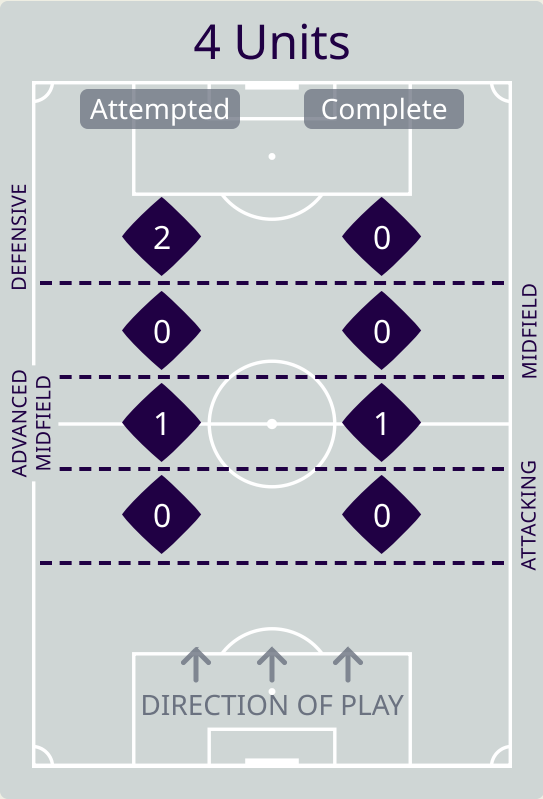
45

Attempted Complete

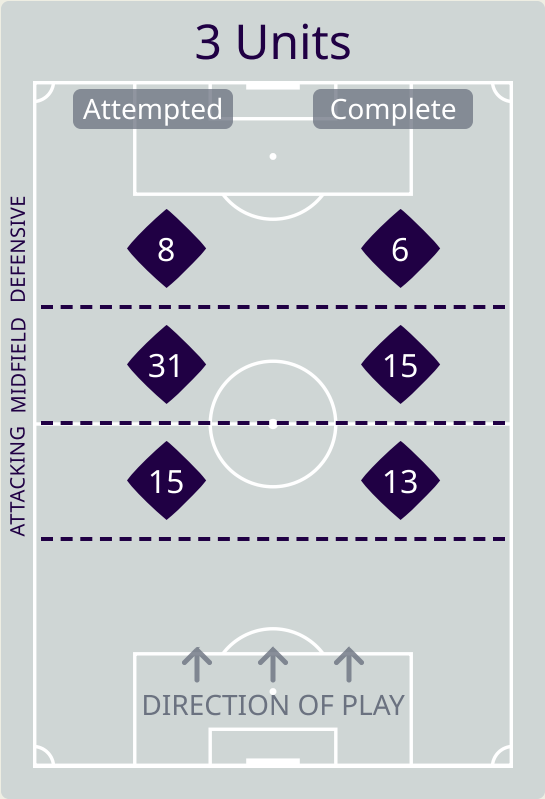
50

17

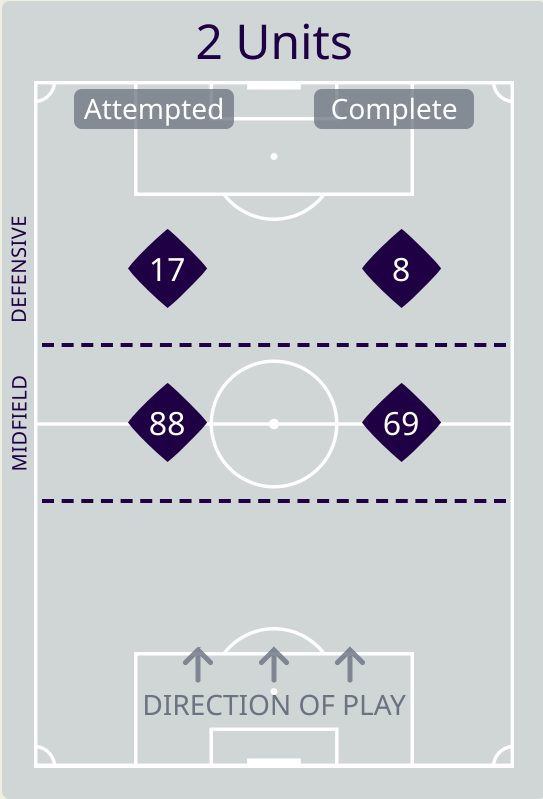
Attempted Complete



Attempted Line Breaks	3
Inside Shape	3
Outside Shape	0



Attempted Line Breaks	54
Inside Shape	34
Outside Shape	20



Attempted Line Breaks	105
Inside Shape	63
Outside Shape	42



Line Breaks



Attempted Line Breaks

131

36  
Attempted

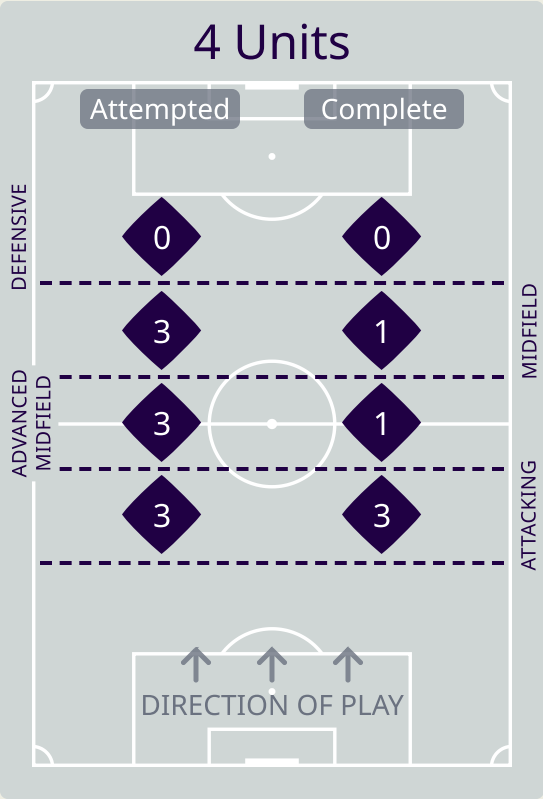
26  
Complete

35  
Attempted

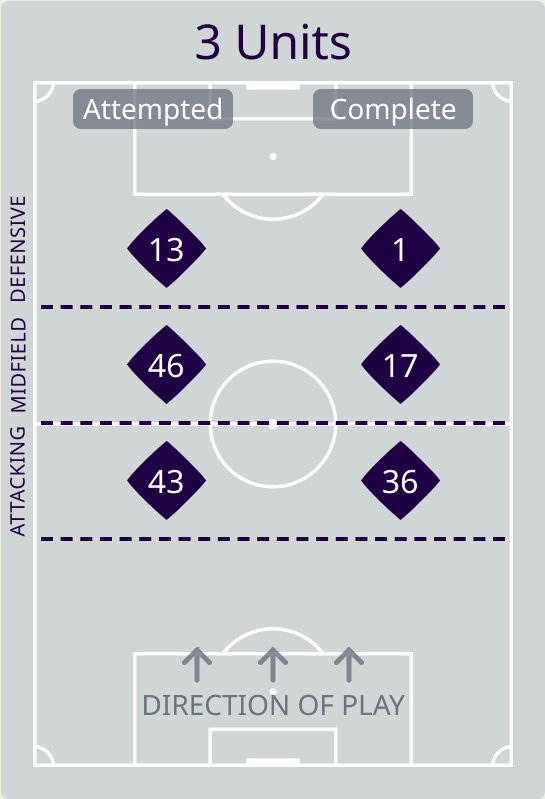
31  
Complete

60  
Attempted

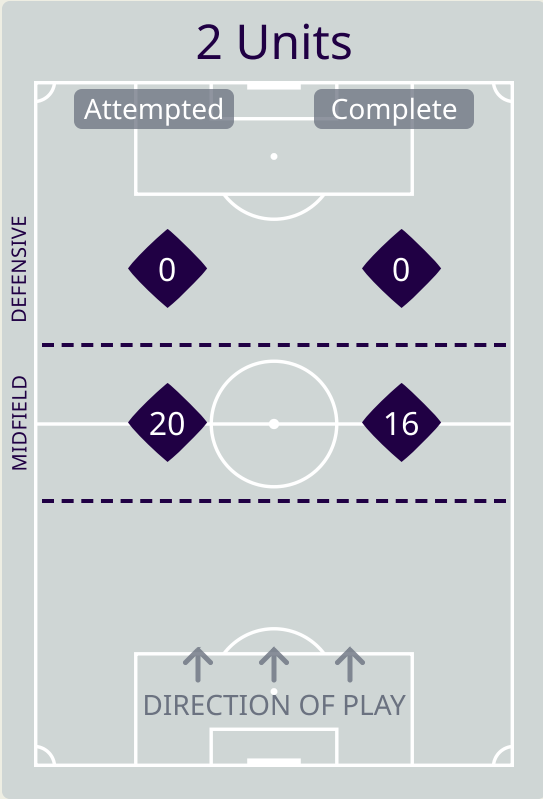
18  
Complete



Attempted Line Breaks	9
Inside Shape	6
Outside Shape	3



Attempted Line Breaks	102
Inside Shape	76
Outside Shape	26



Attempted Line Breaks	20
Inside Shape	14
Outside Shape	6

Line Breaks



					4 Units				3 Units			2 Units		Direction			Distribution Type		
#	Player	Line Breaks Attempted	Line Breaks Completed	Line Break Completion %	Attacking Line	Attacking Midfield Line	Midfield Line	Defensive Line	Attacking Line	Midfield Line	Defensive Line	Midfield Line	Defensive Line	Through	Around	Over	Pass	Cross	Ball Progression
23	SUZUKI Zion	5	1	20%	0	0	0	0	0	3	1	0	1	0	0	5	5	0	0
2	SUGAWARA Yukinari	13	8	61%	0	0	0	0	1	6	2	3	1	2	5	6	13	0	0
3	TANIGUCHI Shogo	26	20	76%	0	0	0	0	6	1	3	16	0	7	12	7	26	0	0
4	ITAKURA Kou	25	19	76%	0	0	0	0	3	4	0	18	0	12	7	6	25	0	0
5	MORITA Hidemasa	13	8	61%	0	1	0	0	1	2	0	9	0	5	2	6	13	0	0
6	ENDO Wataru	24	18	75%	0	0	0	1	1	6	0	14	2	11	6	7	23	0	1
8	MINAMINO Takumi	6	3	50%	0	0	0	1	0	1	0	3	1	2	2	2	5	0	1
11	HOSOYA Mao	0	0	0%	0	0	0	0	0	0	0	0	0	0	0	0	0	0	0
13	NAKAMURA Keito	6	4	66%	0	0	0	0	0	1	0	2	3	3	3	0	6	0	0
14	ITO Junya	11	6	54%	0	0	0	0	0	1	1	3	6	7	1	3	8	3	0
21	ITO Hiroki	23	17	73%	0	0	0	0	2	4	0	16	1	8	9	6	23	0	0
9	UEDA Ayase	0	0	0%	0	0	0	0	0	0	0	0	0	0	0	0	0	0	0
10	DOAN Ritsu	5	3	60%	0	0	0	0	0	2	0	2	1	2	2	1	4	1	0
16	MAIKUMA Seiya	3	3	100%	0	0	0	0	1	0	0	1	1	1	1	1	3	0	0
20	KUBO Takefusa	1	1	100%	0	0	0	0	0	0	1	0	0	1	0	0	1	0	0
26	SANO Kaishu	1	1	100%	0	0	0	0	0	0	0	1	0	1	0	0	1	0	0

Line Breaks



					4 Units				3 Units			2 Units		Direction			Distribution Type		
#	Player	Line Breaks Attempted	Line Breaks Completed	Line Break Completion %	Attacking Line	Attacking Midfield Line	Midfield Line	Defensive Line	Attacking Line	Midfield Line	Defensive Line	Midfield Line	Defensive Line	Through	Around	Over	Pass	Cross	Ball Progression
1	NGUYEN Filip	13	4	30%	0	3	0	0	2	7	1	0	0	1	0	12	13	0	0
3	VO Minh Trong	9	7	77%	1	0	0	0	4	2	2	0	0	3	5	1	9	0	0
6	NGUYEN Thanh Binh	21	11	52%	1	0	0	0	11	5	2	2	0	7	6	8	21	0	0
7	PHAM Xuan Manh	6	4	66%	1	0	0	0	0	2	1	2	0	1	2	3	6	0	0
8	DO Hung Dung	8	3	37%	0	0	0	0	0	4	2	2	0	1	4	3	8	0	0
10	PHAM Tuan Hai	3	2	66%	0	0	0	0	0	1	1	1	0	2	0	1	3	0	0
11	NGUYEN Tuan Anh	5	3	60%	0	0	0	0	0	4	0	1	0	4	0	1	5	0	0
12	PHAN Tuan Tai	30	22	73%	0	0	0	0	15	10	1	4	0	9	8	13	30	0	0
15	NGUYEN Dinh Bac	3	1	33%	0	0	0	0	0	1	2	0	0	1	2	0	2	0	1
16	NGUYEN Thai Son	4	4	100%	0	0	0	0	2	0	0	2	0	2	2	0	4	0	0
20	BUI HOANG Viet Anh	17	7	41%	0	0	1	0	7	7	1	1	0	3	4	10	17	0	0
13	TRUONG Tien Anh	3	2	66%	0	0	1	0	0	1	0	1	0	0	1	2	3	0	0
14	NGUYEN Van Truong	0	0	0%	0	0	0	0	0	0	0	0	0	0	0	0	0	0	0
22	KHUAT Van Khang	4	1	25%	0	0	0	0	2	1	0	1	0	0	1	3	4	0	0
25	LE PHAM Thanh Long	5	4	80%	0	0	1	0	0	1	0	3	0	2	0	3	5	0	0

Passing Networks



#	Passes From ↓ to →	SUZUKI Zion	SUGAWARA Yukinari	TANIGUCHI Shogo	ITAKURA Kou	MORITA Hidemasa	ENDO Wataru	MINAMINO Takumi	HOSOYA Mao	NAKAMURA Keito	ITO Junya	ITO Hiroki	UEDA Ayase	DOAN Ritsu	MAIKUMA Seiya	KUBO Takefusa	SANO Kaishu
23	SUZUKI Zion		1	7	6	1	1	2	0	0	0	1	0	0	1	0	0
2	SUGAWARA Yukinari	4		5	14	1	12	5	1	0	5	1	1	1	0	0	0
3	TANIGUCHI Shogo	6	1		34	8	13	1	0	9	3	27	1	0	1	1	0
4	ITAKURA Kou	4	19	27		5	12	10	0	0	6	3	2	2	5	4	2
5	MORITA Hidemasa	0	2	11	6		7	3	0	2	2	10	2	0	0	0	0
6	ENDO Wataru	2	11	16	20	5		8	1	0	5	11	1	2	2	2	4
8	MINAMINO Takumi	1	7	2	10	2	8		1	4	4	1	1	1	0	0	0
11	HOSOYA Mao	0	0	0	0	0	0	2		0	0	0	0	0	0	0	0
13	NAKAMURA Keito	0	0	2	0	4	2	1	0		1	11	0	0	0	0	0
14	ITO Junya	0	5	1	0	1	3	3	2	0		9	0	1	0	2	2
21	ITO Hiroki	3	0	17	0	13	14	0	0	11	7		1	2	0	2	2
9	UEDA Ayase	0	0	1	1	1	4	0	0	0	0	1		0	0	1	1
10	DOAN Ritsu	0	0	0	1	0	3	2	0	0	1	1	0		1	1	1
16	MAIKUMA Seiya	0	0	1	4	0	2	1	0	0	0	0	0	1		0	2
20	KUBO Takefusa	0	0	1	1	0	1	0	0	0	4	1	2	0	0		0
26	SANO Kaishu	0	0	3	2	0	1	0	0	0	0	3	0	1	0	3	

Top 5 Player to Player Passers		
Player	Passed To	% of Total Team Passes
TANIGUCHI Shogo	ITAKURA Kou	5.4%
TANIGUCHI Shogo	ITO Hiroki	4.3%
ITAKURA Kou	TANIGUCHI Shogo	4.3%
ENDO Wataru	ITAKURA Kou	3.2%
ITAKURA Kou	SUGAWARA Yukinari	3%

Passing Networks

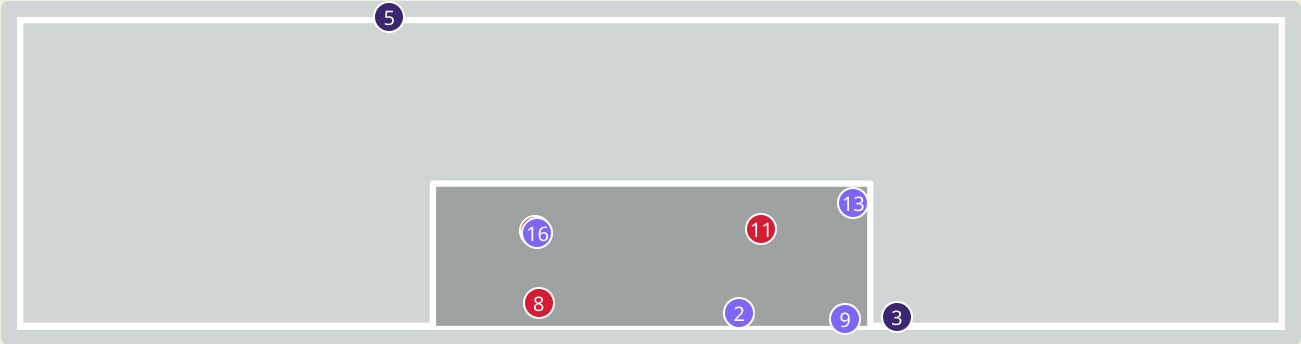
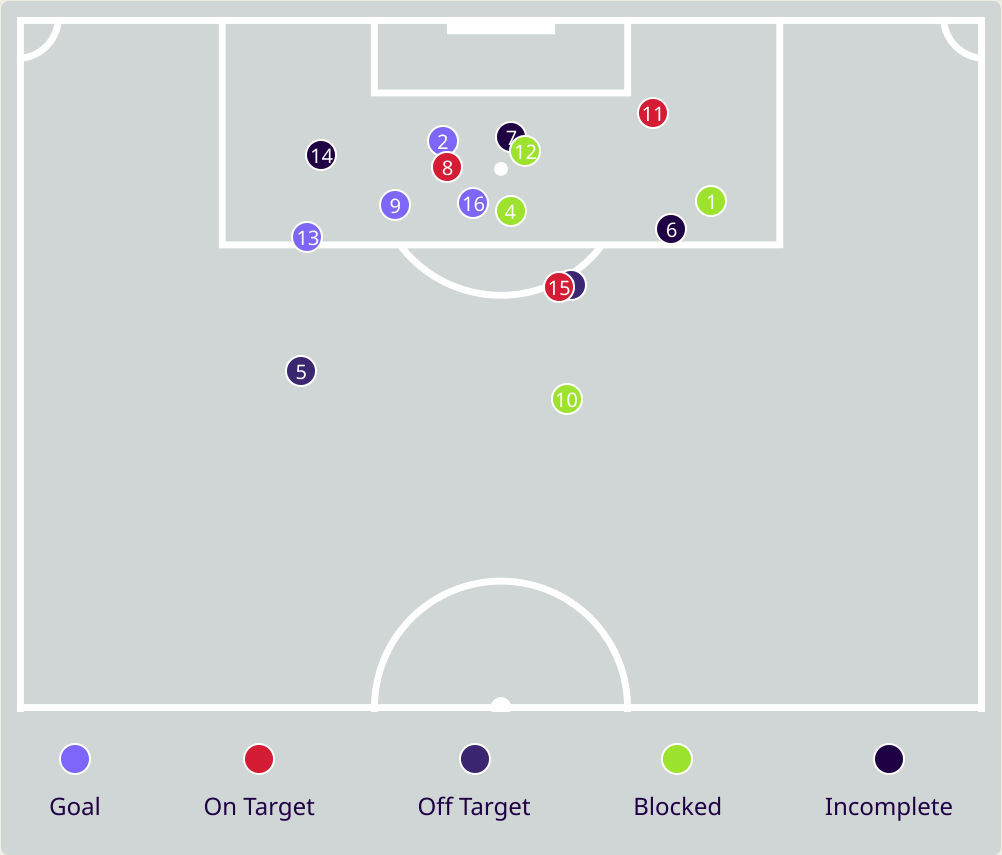


#	Passes From ↓ to →	NGUYEN Filip	VO Minh Trong	NGUYEN Thanh Binh	PHAM Xuan Manh	DO Hung Dung	PHAM Tuan Hai	NGUYEN Tuan Anh	PHAN Tuan Tai	NGUYEN Dinh Bac	NGUYEN Thai Son	BUI HOANG Viet Anh	TRUONG Tien Anh	NGUYEN Van Truong	KHUAT Van Khang	LE PHAM Thanh Long
1	NGUYEN Filip		2	3	1	0	0	0	13	0	1	5	0	0	0	1
3	VO Minh Trong	1		0	0	1	0	3	2	9	3	0	0	0	0	0
6	NGUYEN Thanh Binh	5	0		9	3	1	1	1	0	7	16	3	0	0	7
7	PHAM Xuan Manh	2	0	15		3	0	2	0	1	4	0	0	0	0	1
8	DO Hung Dung	0	1	8	5		0	0	0	0	7	3	2	1	0	6
10	PHAM Tuan Hai	0	0	1	2	2		0	1	2	6	0	1	1	2	0
11	NGUYEN Tuan Anh	0	3	2	1	1	1		2	3	1	3	0	0	0	0
12	PHAN Tuan Tai	8	7	3	0	2	2	3		8	6	15	0	1	4	5
15	NGUYEN Dinh Bac	0	10	1	0	1	0	1	4		2	1	0	0	0	1
16	NGUYEN Thai Son	1	0	6	7	7	3	4	8	3		11	0	1	0	6
20	BUI HOANG Viet Anh	6	0	14	1	1	1	3	17	0	11		0	0	1	3
13	TRUONG Tien Anh	0	0	4	0	3	0	0	0	0	0	0		0	0	0
14	NGUYEN Van Truong	0	0	0	0	1	1	0	1	0	1	0	1		0	0
22	KHUAT Van Khang	0	0	0	0	0	0	0	2	0	0	0	0	0		0
25	LE PHAM Thanh Long	1	0	2	5	7	3	0	4	0	5	3	1	0	0	

Top 5 Player to Player Passers		
Player	Passed To	% of Total Team Passes
BUI HOANG Viet Anh	PHAN Tuan Tai	3.9%
NGUYEN Thanh Binh	BUI HOANG Viet Anh	3.6%
PHAM Xuan Manh	NGUYEN Thanh Binh	3.4%
PHAN Tuan Tai	BUI HOANG Viet Anh	3.4%

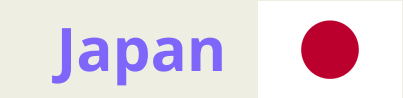
BUI HOANG Viet Anh	NGUYEN Thanh Binh	3.2%
--------------------	-------------------	------

# Attempts at Goal



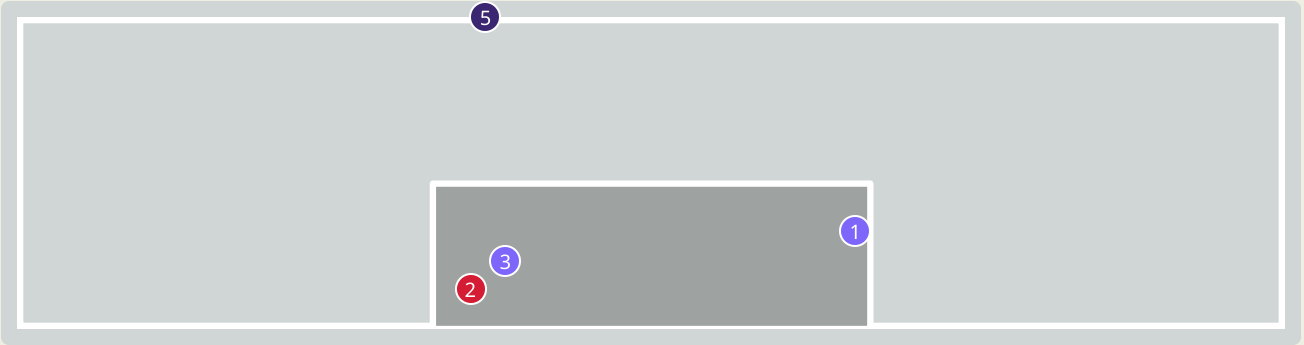
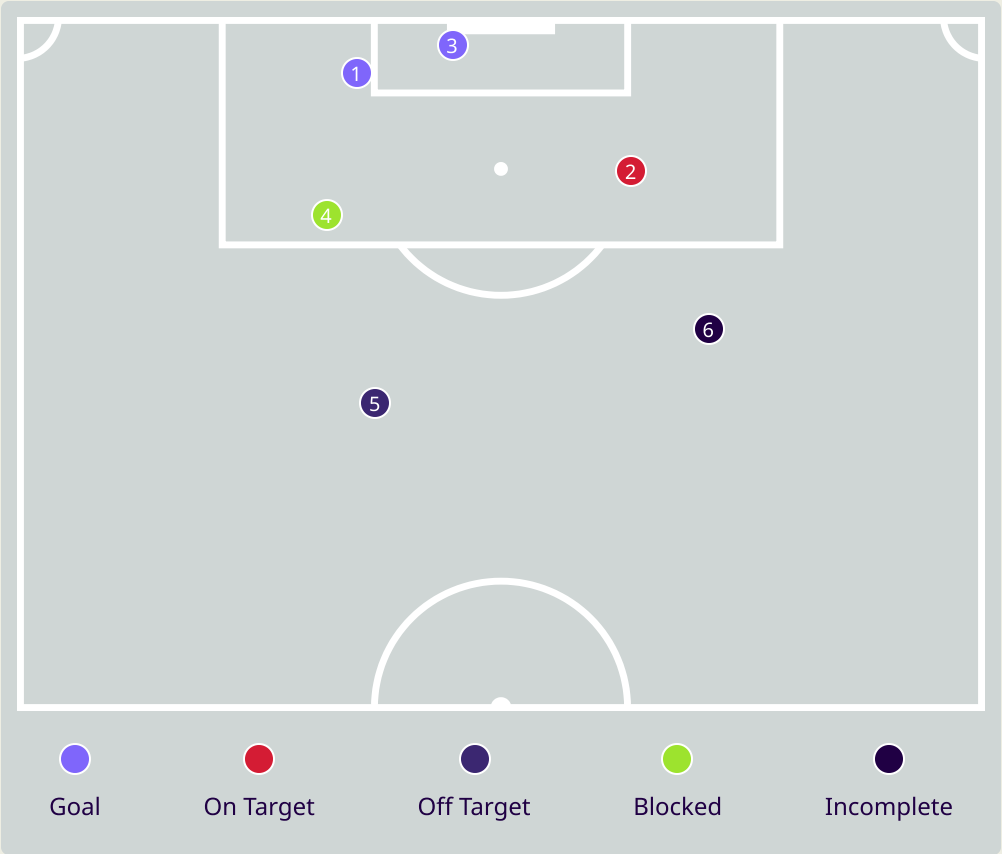
Key	Outcome	Shots
	Goals	4
	On Target	3
	Off Target	2
	Blocked	4
	Incomplete	3

Attempts at Goal



Time	Player	Outcome	Body Part	Delivery Type
10	2 SUGAWARA Yukinari	Incomplete - Blocked	Right Foot	Loose Ball
10	8 MINAMINO Takumi	On Target - Goal	Right Foot	Loose Ball
22	8 MINAMINO Takumi	Off Target	Left Foot	Pass
34	14 ITO Junya	Incomplete - Blocked	Right Foot	Pass
39	21 ITO Hiroki	Off Target	Left Foot	Pass
42	2 SUGAWARA Yukinari	Incomplete	Right Foot	Loose Ball
42	11 HOSOYA Mao	Incomplete - Player On Ball Error	Right Foot	Loose Ball
43	11 HOSOYA Mao	On Target - Saved	Left Foot	Loose Ball
44	8 MINAMINO Takumi	On Target - Goal	Right Foot	Pass
46	4 ITAKURA Kou	Incomplete - Blocked	Right Foot	Pass
48	14 ITO Junya	On Target - Saved	Right Foot	Pass
48	8 MINAMINO Takumi	Incomplete - Blocked	Left Foot	Other
49	13 NAKAMURA Keito	On Target - Goal	Right Foot	Pass
62	5 MORITA Hidemasa	Incomplete - Defensive Event	Right Foot	Loose Ball
68	8 MINAMINO Takumi	On Target - Saved	Left Foot	Other
84	9 UEDA Ayase	Deflected On Target - Goal	Right Foot	Pass

Attempts at Goal



Key	Outcome	Shots
	Goals	2
	On Target	1
	Off Target	1
	Blocked	1
	Incomplete	1

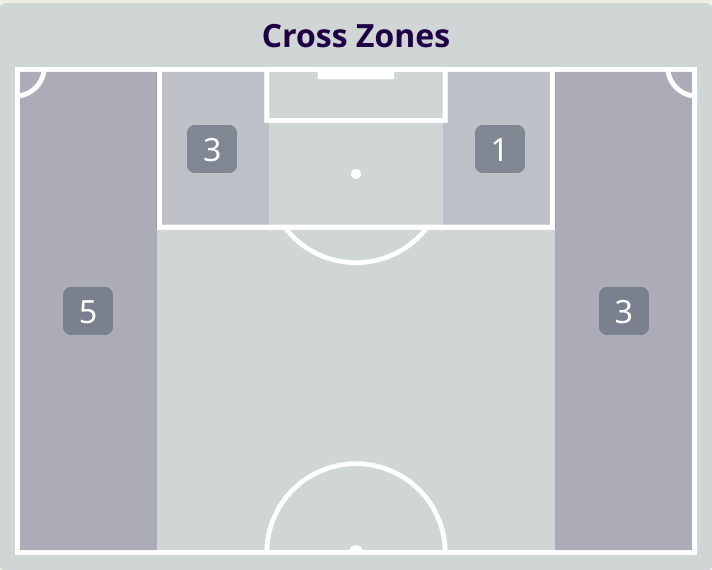
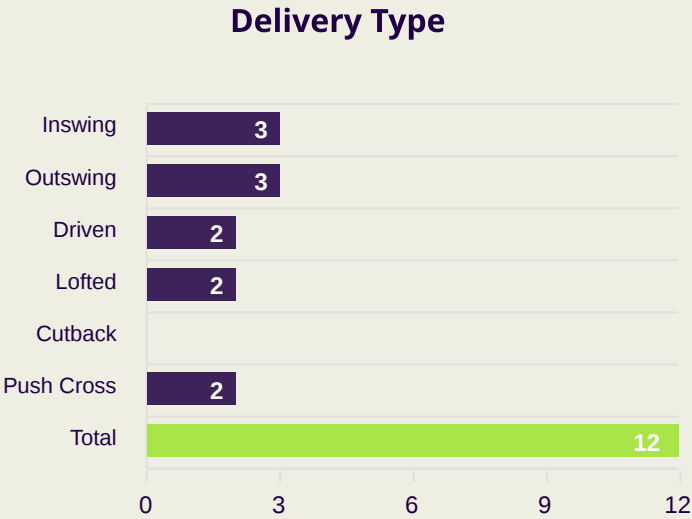
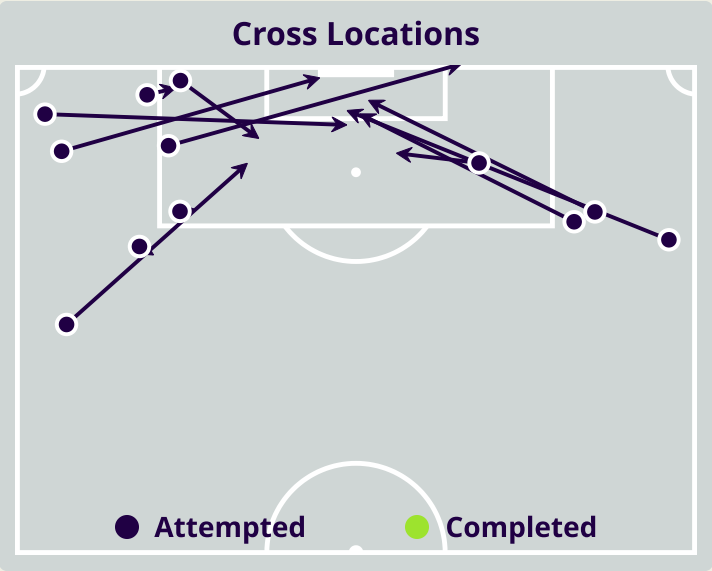


# Attempts at Goal



Time	Player	Outcome	Body Part	Delivery Type
15	15 NGUYEN Dinh Bac	On Target - Goal	Head	Corner
32	20BUI HOANG Viet Anh	On Target - Saved	Head	Freekick
32	10 PHAM Tuan Hai	On Target - Goal	Right Foot	Other
51	15 NGUYEN Dinh Bac	Incomplete - Blocked	Right Foot	Pass
51	25LE PHAM Thanh Long	Off Target	Left Foot	Other
88	14 NGUYEN Van Truong	Incomplete	Right Foot	Pass

Crosses (Open Play)



Attempted

12

Completed

0

Most Crosses Attempted

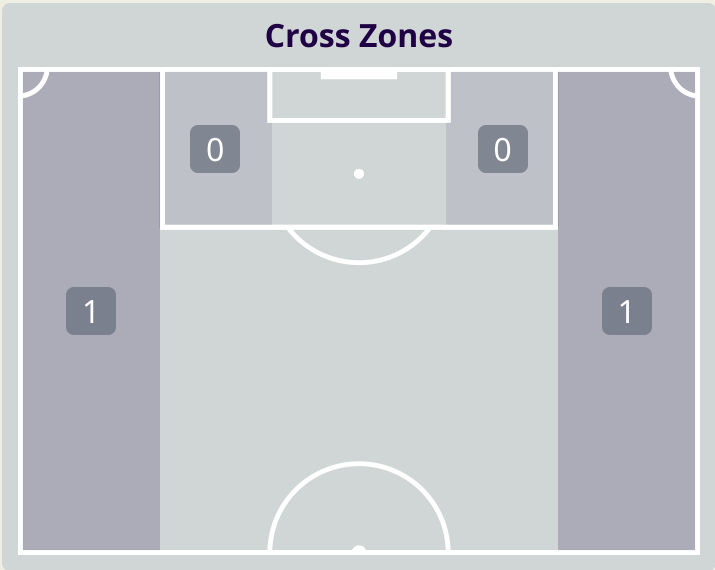
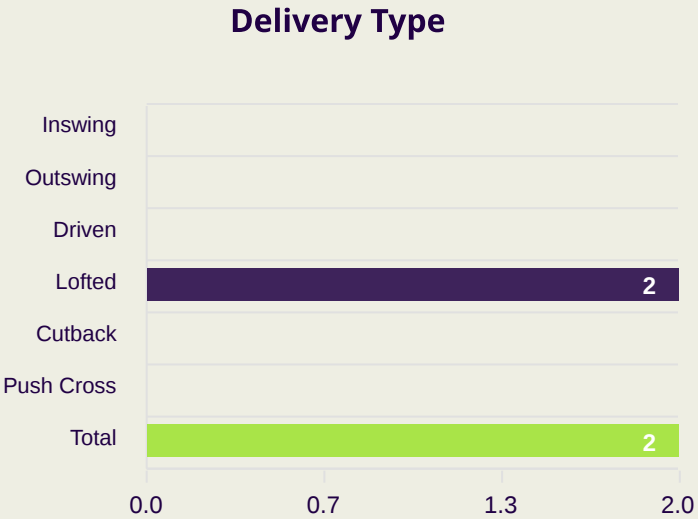
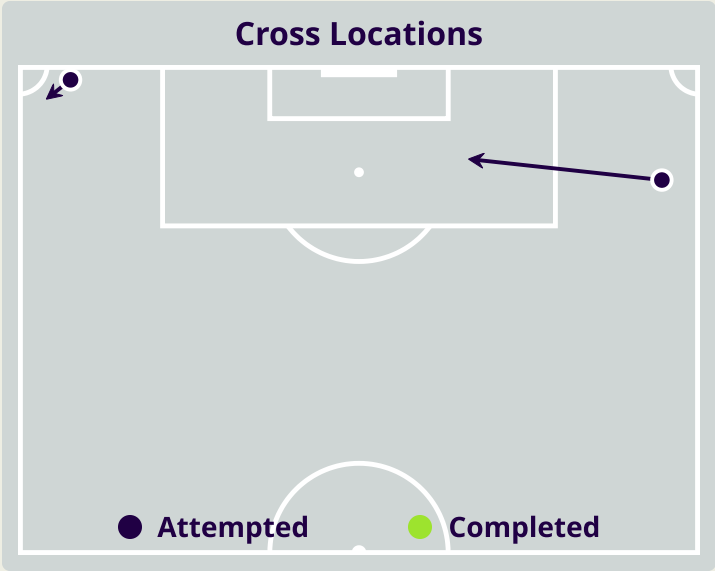
6

ITO Junya

ATTACKING MIDFIELD RIGHT

#	Player	Inswing	Outswing	Driven	Lofted	Cutback	Push Cross	Total Attempted
23	SUZUKI Zion	0	0	0	0	0	0	0
2	SUGAWARA Yukinari	0	0	0	0	0	0	0
3	TANIGUCHI Shogo	0	0	0	0	0	0	0
4	ITAKURA Kou	0	0	0	0	0	0	0
5	MORITA Hidemasa	0	0	0	0	0	0	0
6	ENDO Wataru	0	0	0	0	0	0	0
8	MINAMINO Takumi	0	0	0	0	0	0	0
11	HOSOYA Mao	0	0	0	0	0	0	0
13	NAKAMURA Keito	1	0	0	0	0	0	1
14	ITO Junya	1	2	0	1	0	2	6
21	ITO Hiroki	0	1	2	0	0	0	3
9	UEDA Ayase	0	0	0	0	0	0	0
10	DOAN Ritsu	1	0	0	0	0	0	1
16	MAIKUMA Seiya	0	0	0	0	0	0	0
20	KUBO Takefusa	0	0	0	1	0	0	1
26	SANO Kaishu	0	0	0	0	0	0	0

Crosses (Open Play)



Attempted

2

Completed

0

Most Crosses Attempted

1

VO Minh Trong

LEFT MIDFIELD

#	Player	Inswing	Outswing	Driven	Lofted	Cutback	Push Cross	Total Attempted
1	NGUYEN Filip	0	0	0	0	0	0	0
3	VO Minh Trong	0	0	0	1	0	0	1
6	NGUYEN Thanh Binh	0	0	0	0	0	0	0
7	PHAM Xuan Manh	0	0	0	0	0	0	0
8	DO Hung Dung	0	0	0	1	0	0	1
10	PHAM Tuan Hai	0	0	0	0	0	0	0
11	NGUYEN Tuan Anh	0	0	0	0	0	0	0
12	PHAN Tuan Tai	0	0	0	0	0	0	0
15	NGUYEN Dinh Bac	0	0	0	0	0	0	0
16	NGUYEN Thai Son	0	0	0	0	0	0	0
20	BUI HOANG Viet Anh	0	0	0	0	0	0	0
13	TRUONG Tien Anh	0	0	0	0	0	0	0
14	NGUYEN Van Truong	0	0	0	0	0	0	0
22	KHUAT Van Khang	0	0	0	0	0	0	0
25	LE PHAM Thanh Long	0	0	0	0	0	0	0

Offering to Receive



551

Total Offers Made

211

Total Offers Received

Most Offers

71

MINAMINO Takumi

ATTACKING MIDFIELD

225

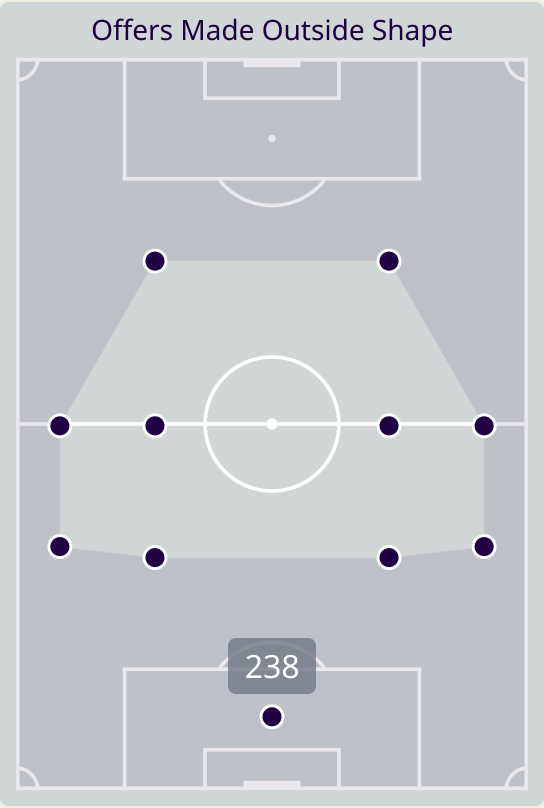
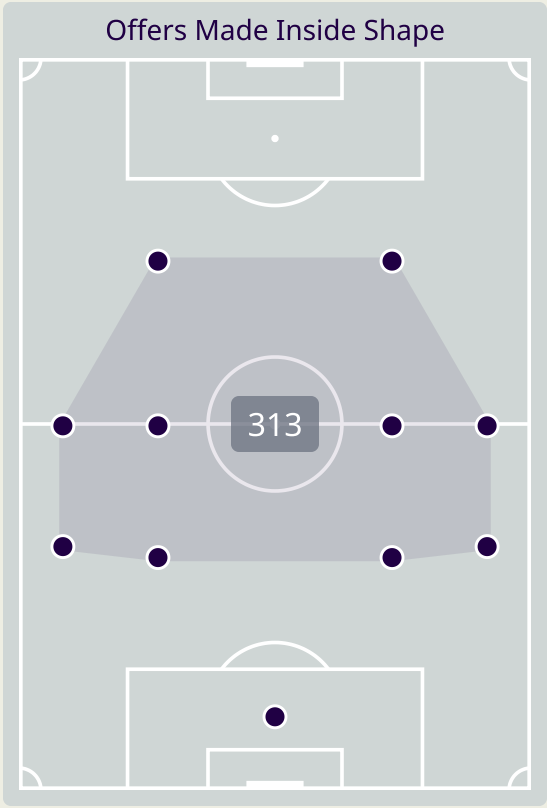
Offers Made in Final Third

281

Offers Made in Middle Third

45

Offers Made in Defensive Third



#	Player	Offers Made	Offers Received	% Made & Received
23	SUZUKI Zion	5	1	20%
2	SUGAWARA Yukinari	63	29	46%
3	TANIGUCHI Shogo	48	29	60.4%
4	ITAKURA Kou	11	6	54.5%
5	MORITA Hidemasa	31	15	48.4%
6	ENDO Wataru	51	28	54.9%
8	MINAMINO Takumi	71	20	28.2%
11	HOSOYA Mao	23	3	13%
13	NAKAMURA Keito	48	14	29.2%
14	ITO Junya	70	25	35.7%
21	ITO Hiroki	25	12	48%
9	UEDA Ayase	31	4	12.9%
10	DOAN Ritsu	14	3	21.4%
16	MAIKUMA Seiya	18	3	16.7%
20	KUBO Takefusa	19	10	52.6%
26	SANO Kaishu	23	9	39.1%

Offering to Receive



421

Total Offers Made

162

Total Offers Received

Most Offers

57

DO Hung Dung

RIGHT WINGER

76

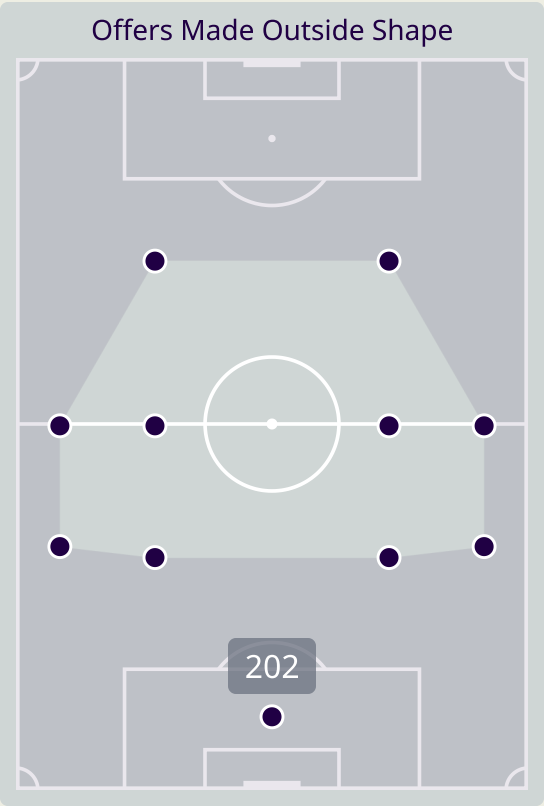
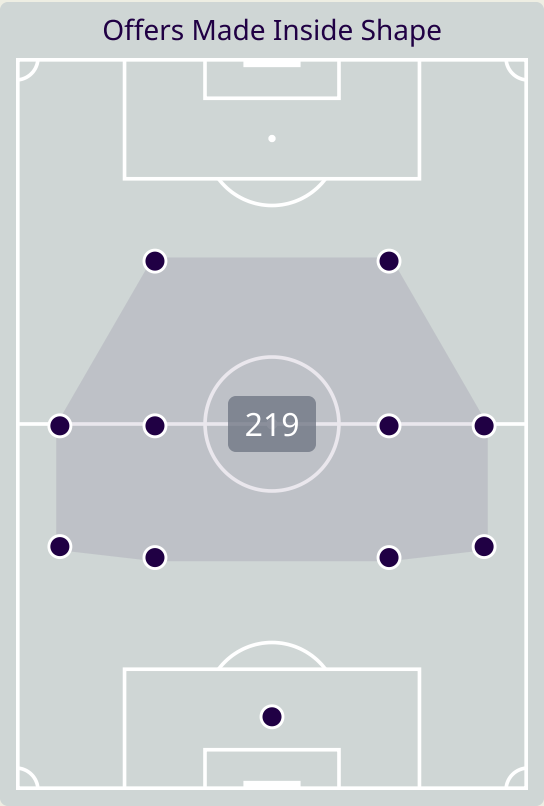
Offers Made in Final Third

207

Offers Made in Middle Third

138

Offers Made in Defensive Third



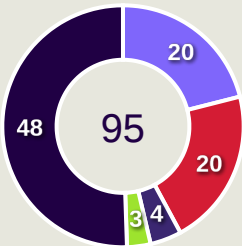
#	Player	Offers Made	Offers Received	% Made & Received
1	NGUYEN Filip	13	5	38.5%
3	VO Minh Trong	32	14	43.8%
6	NGUYEN Thanh Binh	22	13	59.1%
7	PHAM Xuan Manh	29	17	58.6%
8	DO Hung Dung	57	17	29.8%
10	PHAM Tuan Hai	51	7	13.7%
11	NGUYEN Tuan Anh	33	10	30.3%
12	PHAN Tuan Tai	17	10	58.8%
15	NGUYEN Dinh Bac	35	16	45.7%
16	NGUYEN Thai Son	47	20	42.6%
20	BUI HOANG Viet Anh	4	3	75%
13	TRUONG Tien Anh	8	5	62.5%
14	NGUYEN Van Truong	23	3	13%
22	KHUAT Van Khang	11	2	18.2%
25	LE PHAM Thanh Long	39	20	51.3%

Movement to Receive

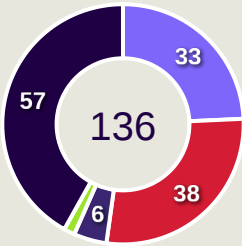


Movement Types by Phase

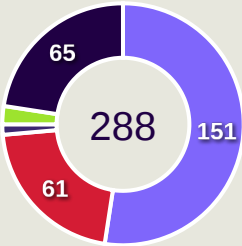
Final Third Phase



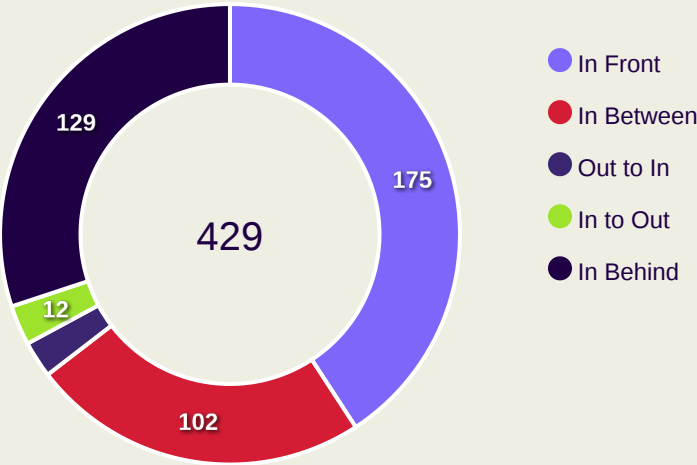
Progression Phase



Build Up Phase



All Movement Types

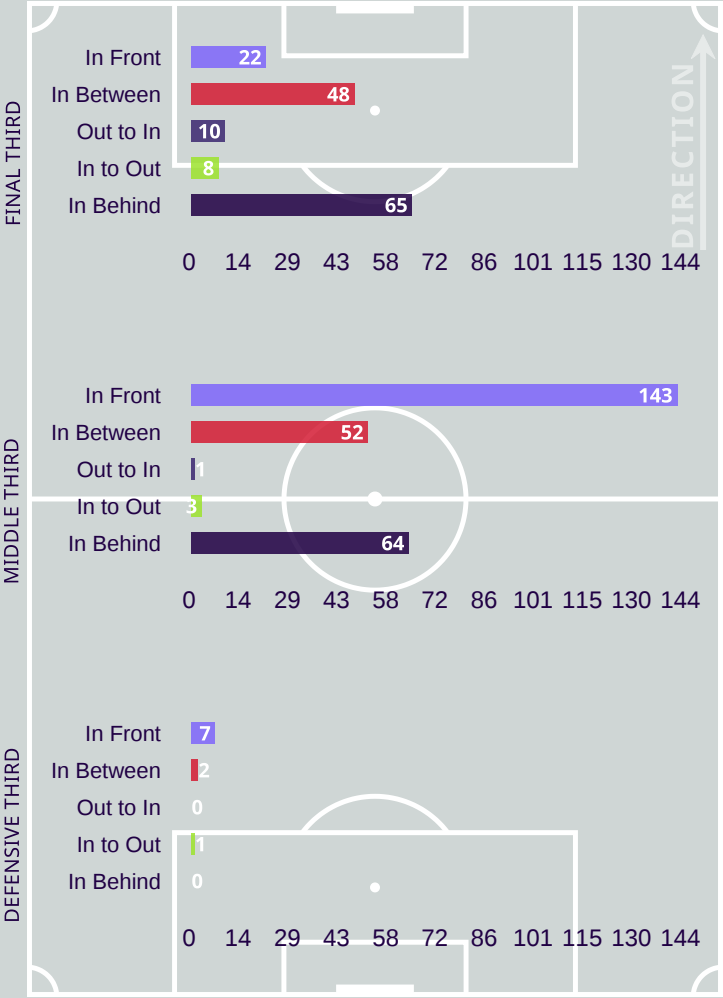


- In Front
- In Between
- Out to In
- In to Out
- In Behind

Top Ranked Players

Type	Player	Movements
In Front	6 ENDO Wataru	43
In Between	8 MINAMINO Takumi	28
Out to In	13 NAKAMURA Keito	4
In to Out	8 MINAMINO Takumi	7
In Behind	14 ITO Junya	28

Movement Types Pitch Third

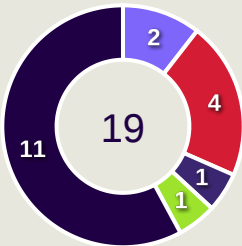


Movement to Receive

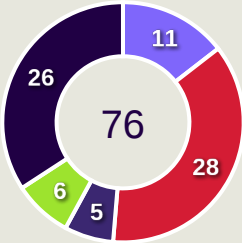


Movement Types by Phase

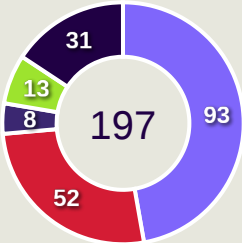
Final Third Phase



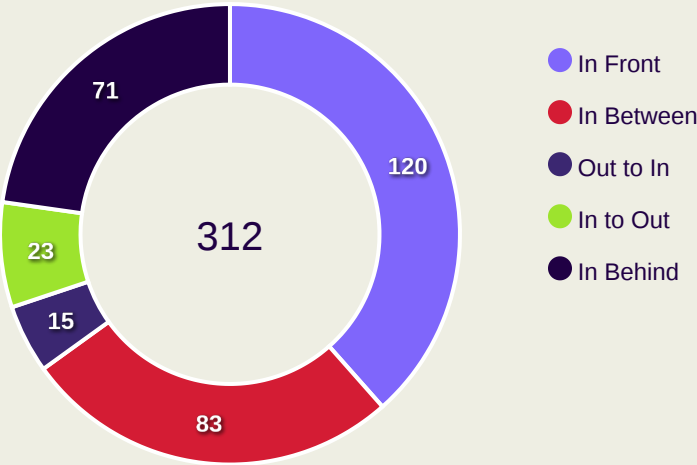
Progression Phase



Build Up Phase



All Movement Types

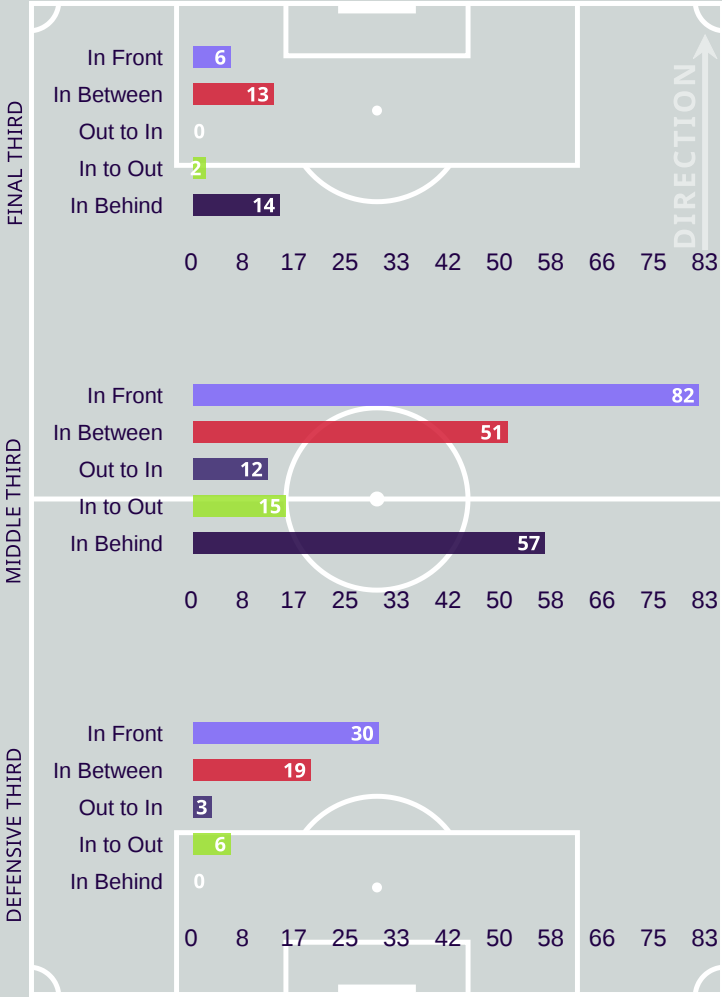


- In Front
- In Between
- Out to In
- In to Out
- In Behind

Top Ranked Players

Type	Player	Movements
In Front	16 NGUYEN Thai Son	25
In Between	8 DO Hung Dung	20
Out to In	8 DO Hung Dung	4
In to Out	8 DO Hung Dung	7
In Behind	10 PHAM Tuan Hai	26

Movement Types Pitch Third



# OUT OF POSSESSION



Japan v Vietnam



Defensive Actions

62

Forced Turnovers

40

Possession Regained

11

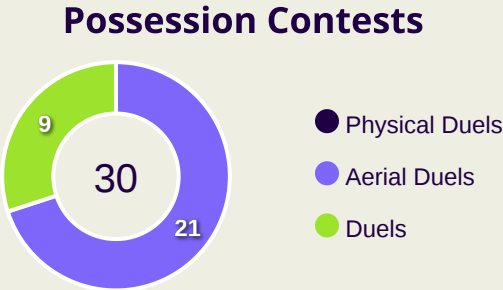
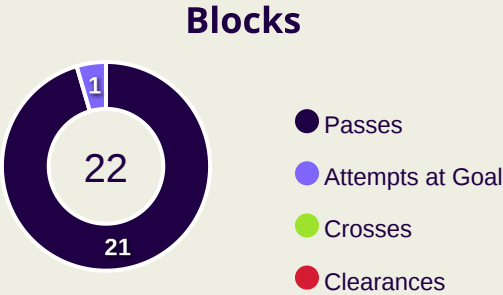
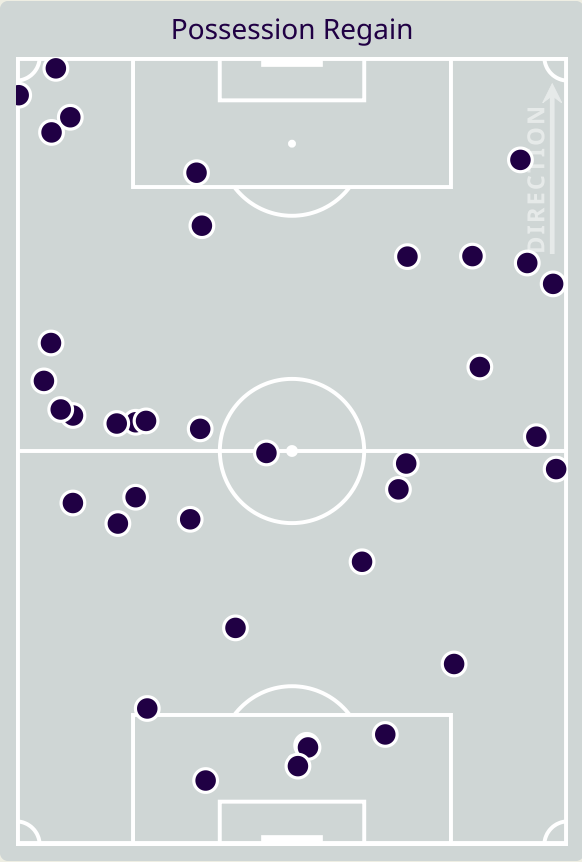
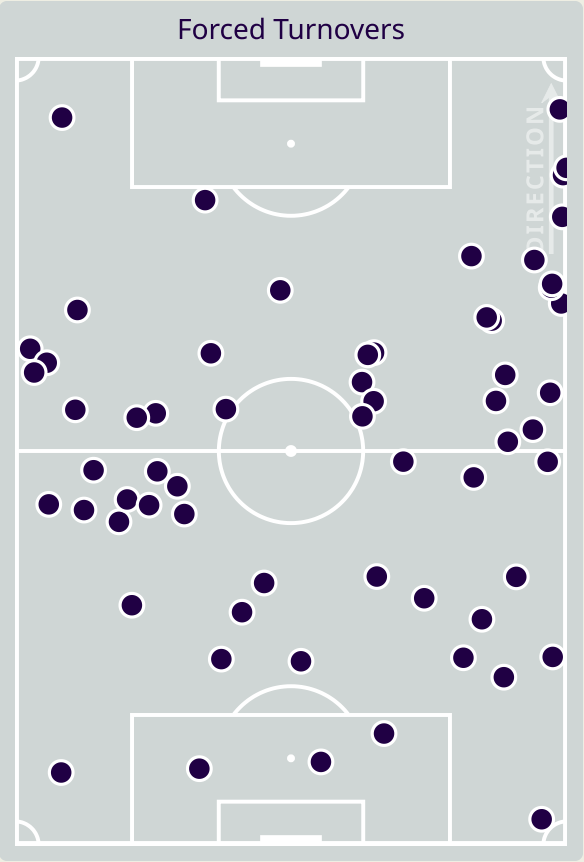
Interceptions

30

Tackles

7.48

Possession Actions / Defensive Action



Most Possession Regains

11

TANIGUCHI Shogo  
LEFT CENTRE BACK



#	Player	Total Possession Regains
23	SUZUKI Zion	4
2	SUGAWARA Yukinari	3
3	TANIGUCHI Shogo	11
4	ITAKURA Kou	4
5	MORITA Hidemasa	1
6	ENDO Wataru	2
8	MINAMINO Takumi	4
11	HOSOYA Mao	1
13	NAKAMURA Keito	1
14	ITO Junya	1
21	ITO Hiroki	5
9	UEDA Ayase	0
10	DOAN Ritsu	2
16	MAIKUMA Seiya	1
20	KUBO Takefusa	0
26	SANO Kaishu	0

Defensive Actions

69

Forced Turnovers

54

Possession Regained

7

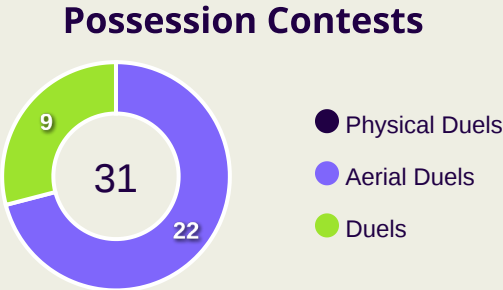
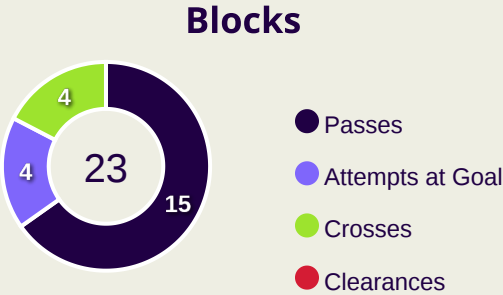
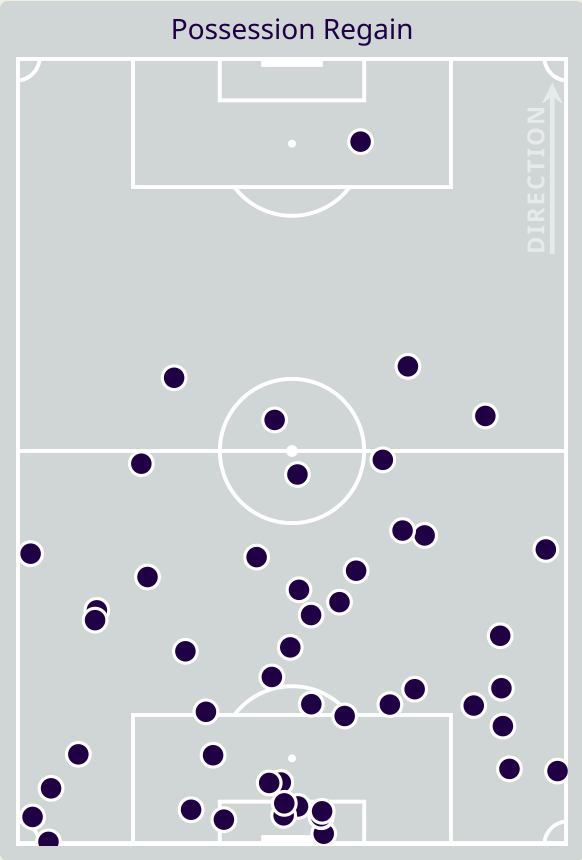
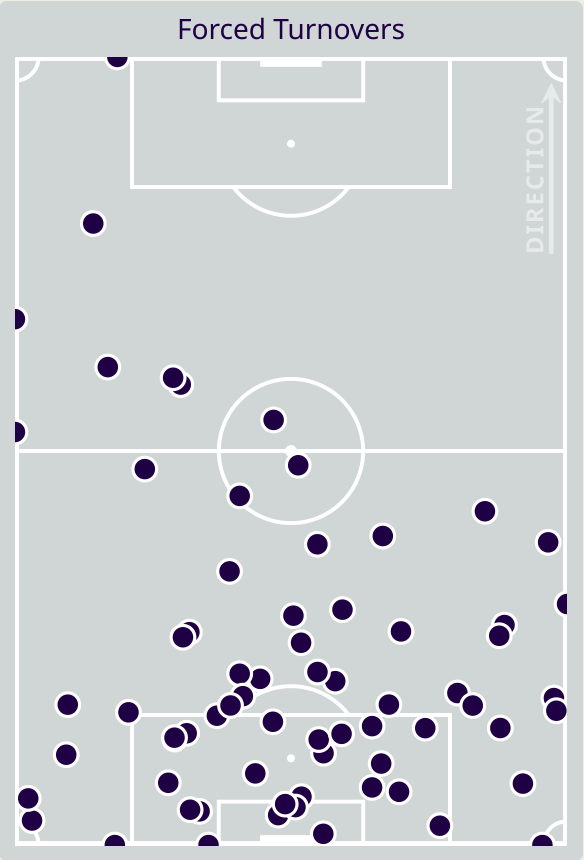
Interceptions

48

Tackles

3.79

Possession Actions / Defensive Action



Most Possession Regains

9

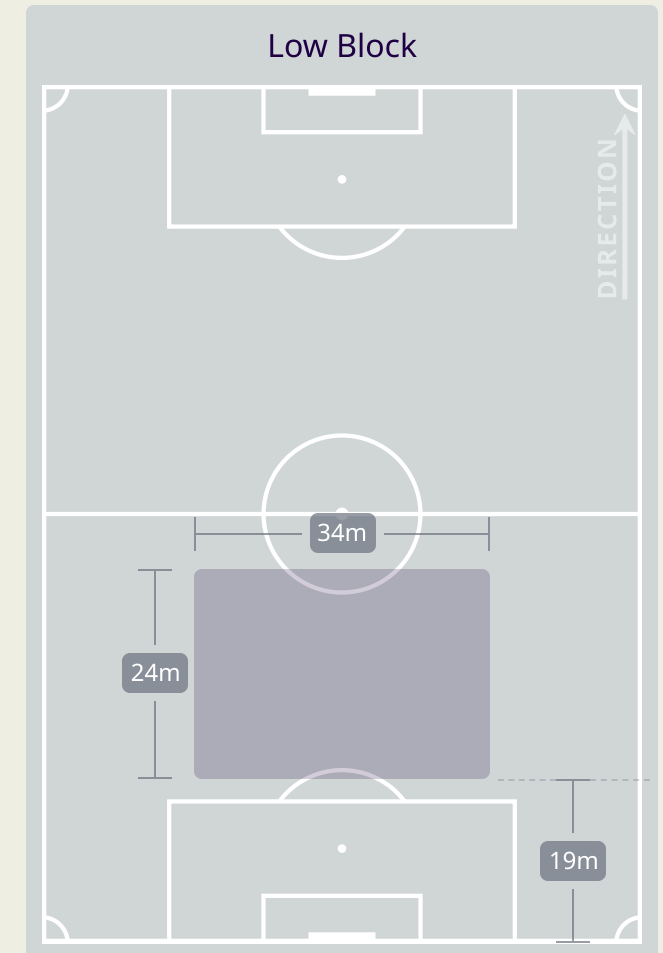
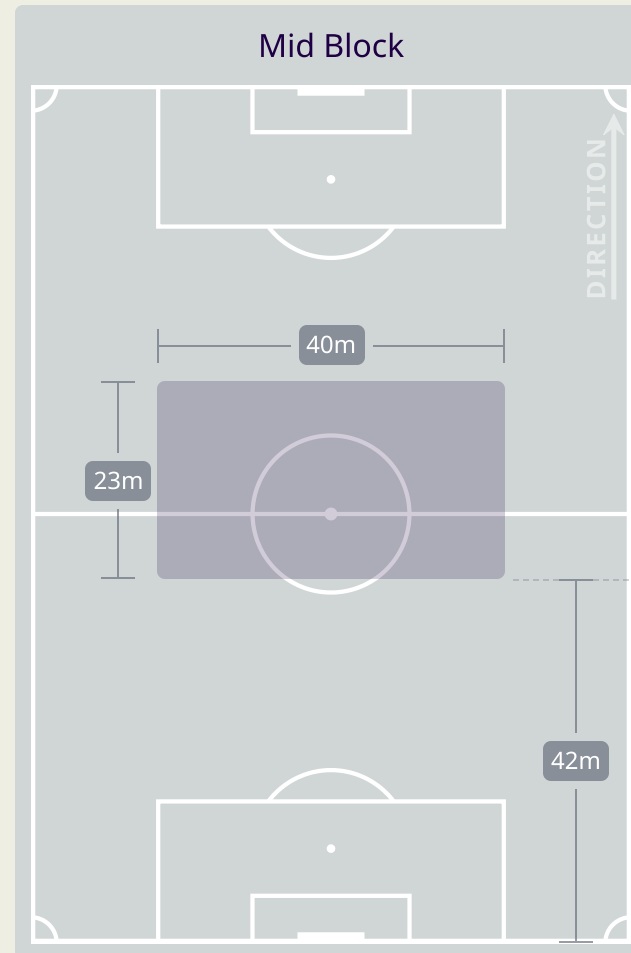
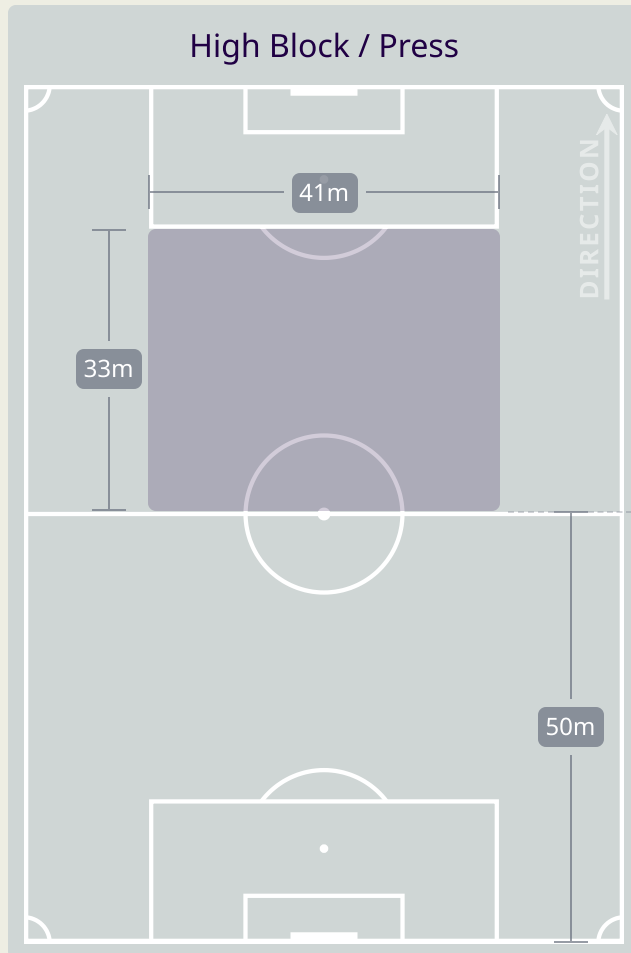
NGUYEN Filip  
GOALKEEPER



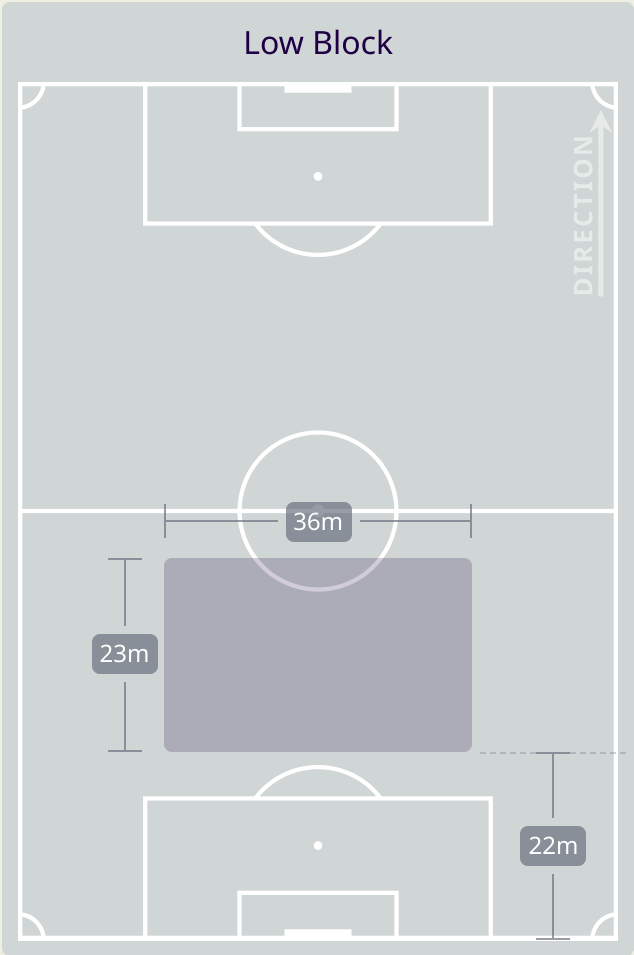
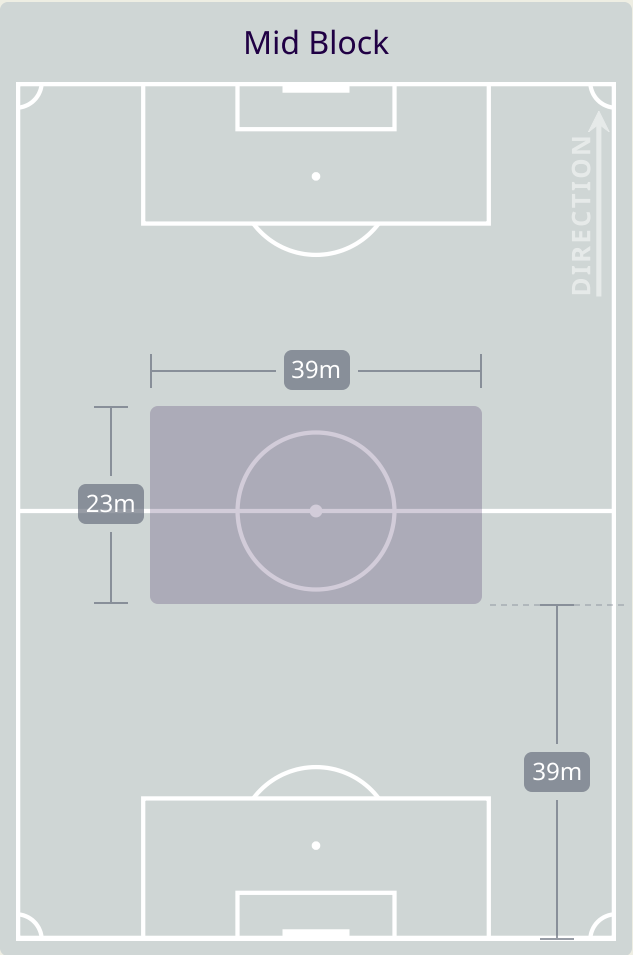
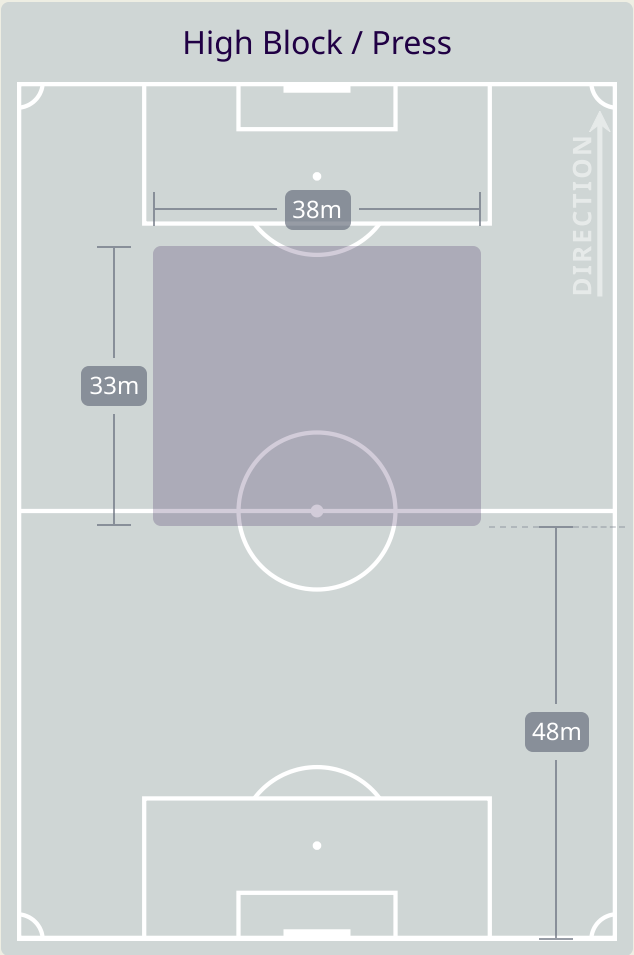
#	Player	Total Possession Regains
1	NGUYEN Filip	9
3	VO Minh Trong	3
6	NGUYEN Thanh Binh	8
7	PHAM Xuan Manh	4
8	DO Hung Dung	8
10	PHAM Tuan Hai	1
11	NGUYEN Tuan Anh	1
12	PHAN Tuan Tai	0
15	NGUYEN Dinh Bac	2
16	NGUYEN Thai Son	4
20	BUI HOANG Viet Anh	9
13	TRUONG Tien Anh	1
14	NGUYEN Van Truong	1
22	KHUAT Van Khang	3
25	LE PHAM Thanh Long	0

# Defensive Line Height & Team Length

Japan



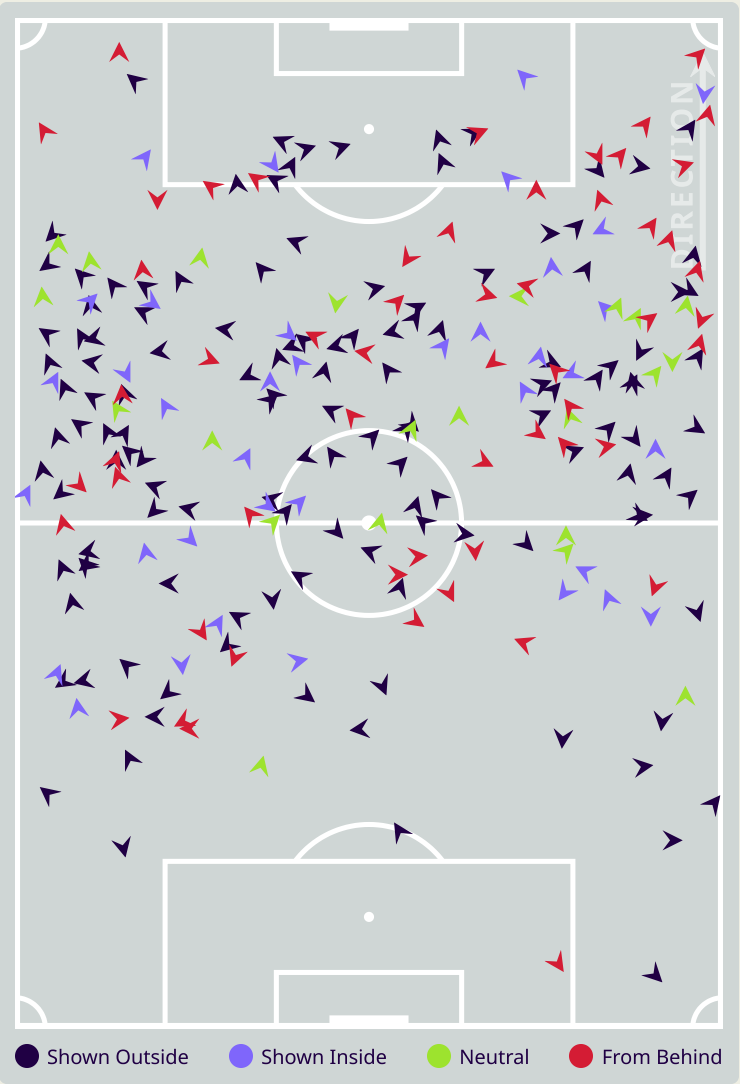
Defensive Line Height & Team Length



Defensive Pressure



Japan



247	Total Pressures	279
45	Direct Pressures	52
1.29s	Avg Pressure Duration	1.36s
62	Forced Turnovers	69
10.66s	Ball Recovery Time	15.97s
104	Pushing on into Pressing	144
276	Pushing on	305
37	Pressing Direction Inside	40
132	Pressing Direction Outside	143

Most Direct Pressures

10

ENDO Wataru

DEFENSIVE MIDFIELD CENTRE RIGHT

Most Direct Pressures

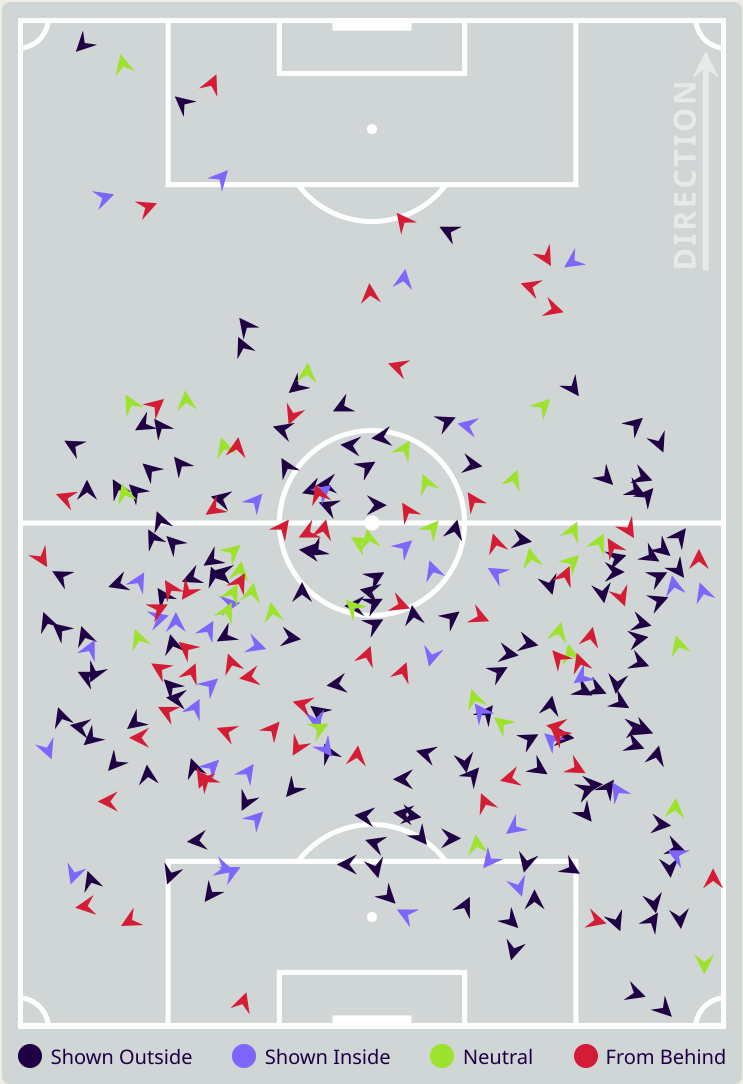
9

PHAM Xuan Manh

RIGHT MIDFIELD

Vietnam





# GOALKEEPING



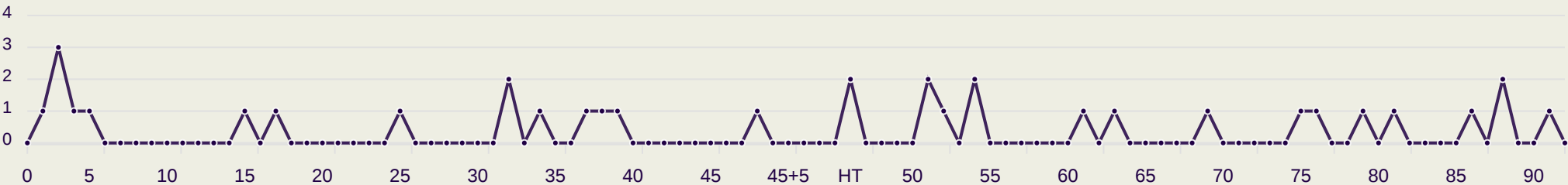
Japan v Vietnam

# Goalkeeping Involvement



Japan

Japan GK Involvement Timeline





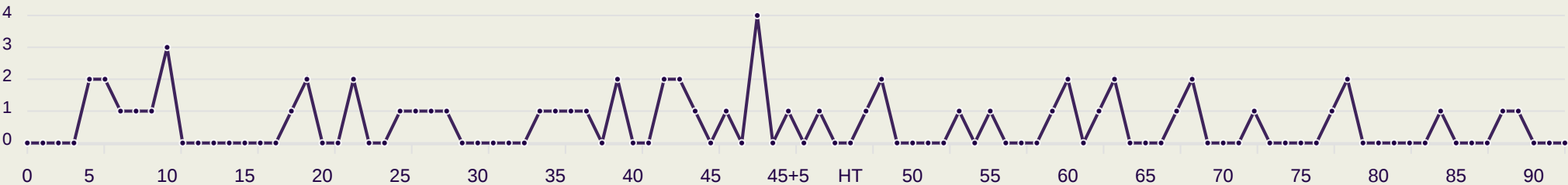
34

Total Involvements



Vietnam

Vietnam GK Involvement Timeline

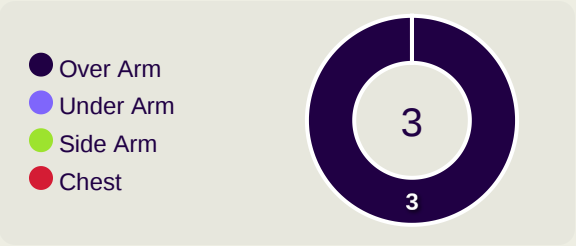
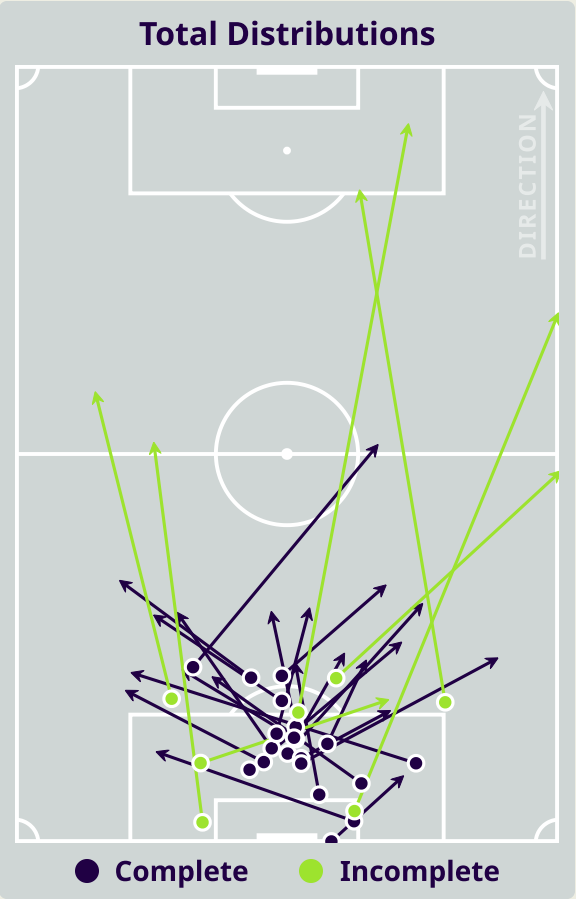
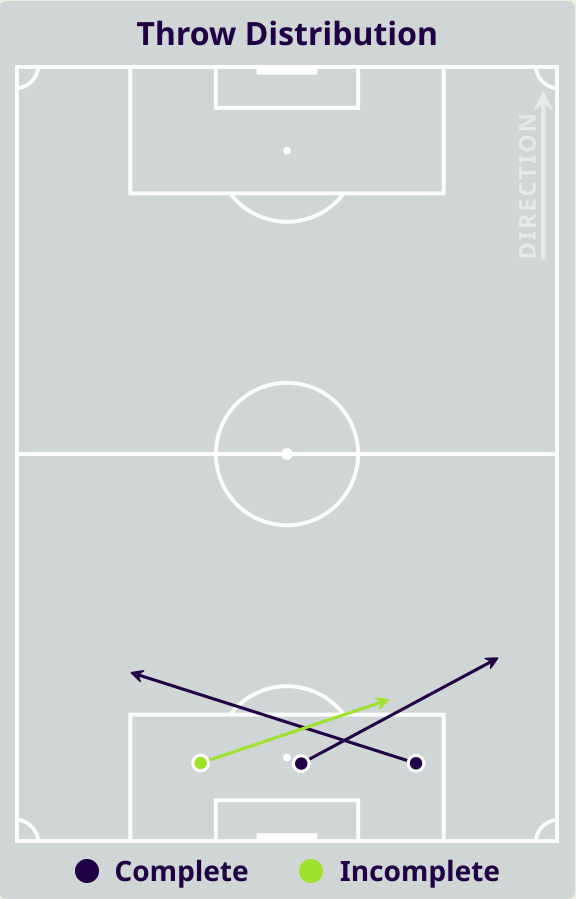
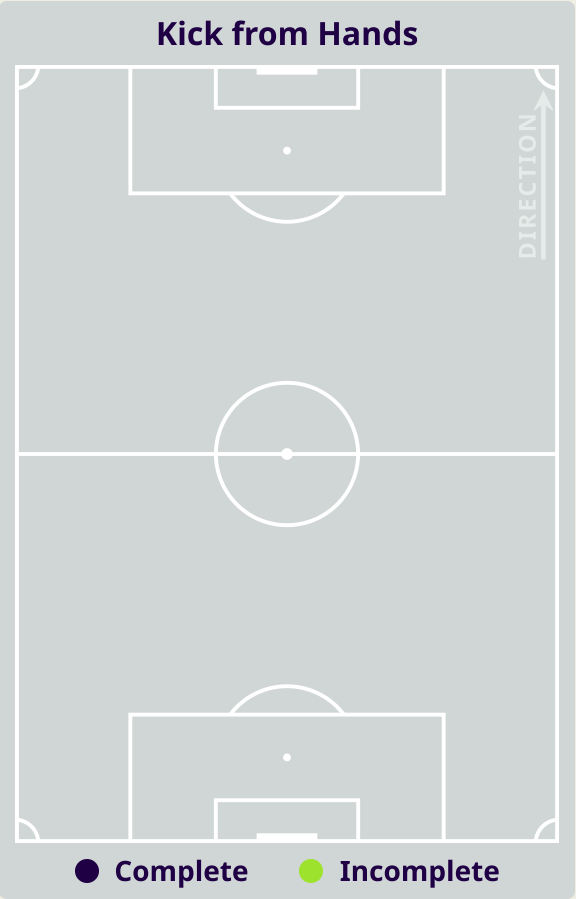
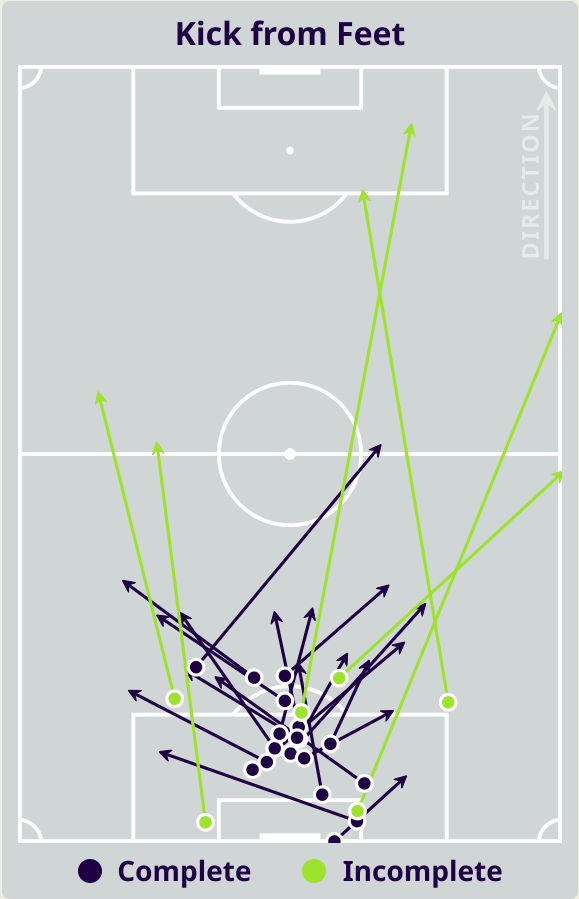




60

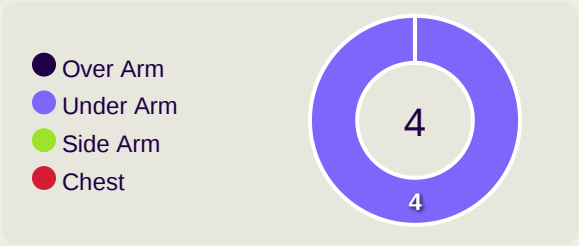
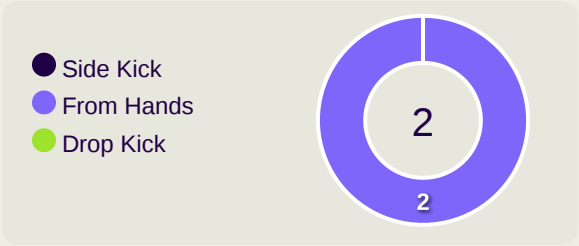
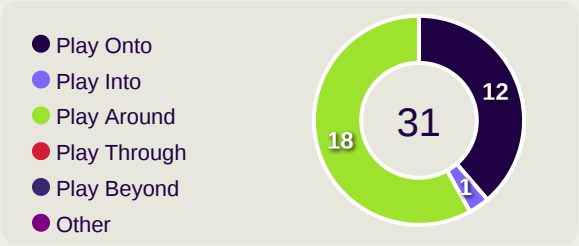
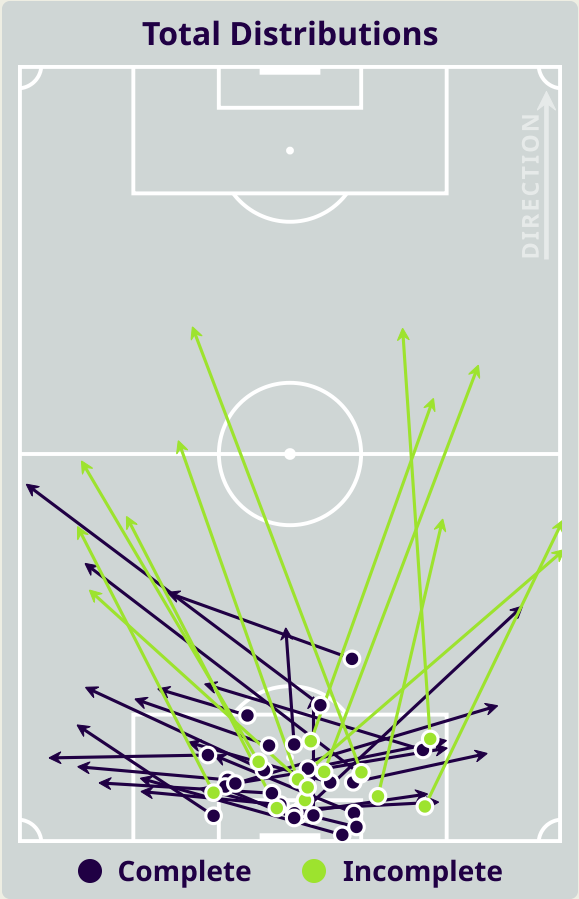
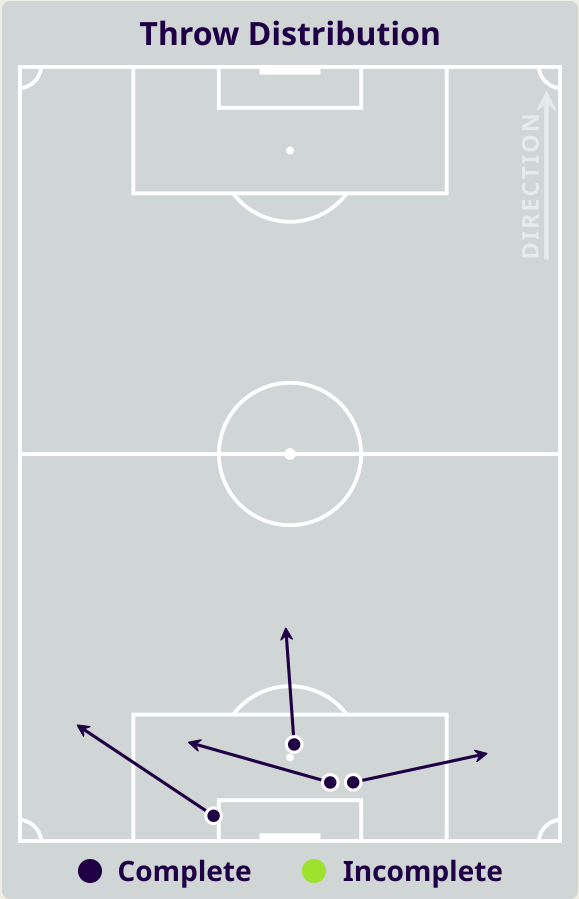
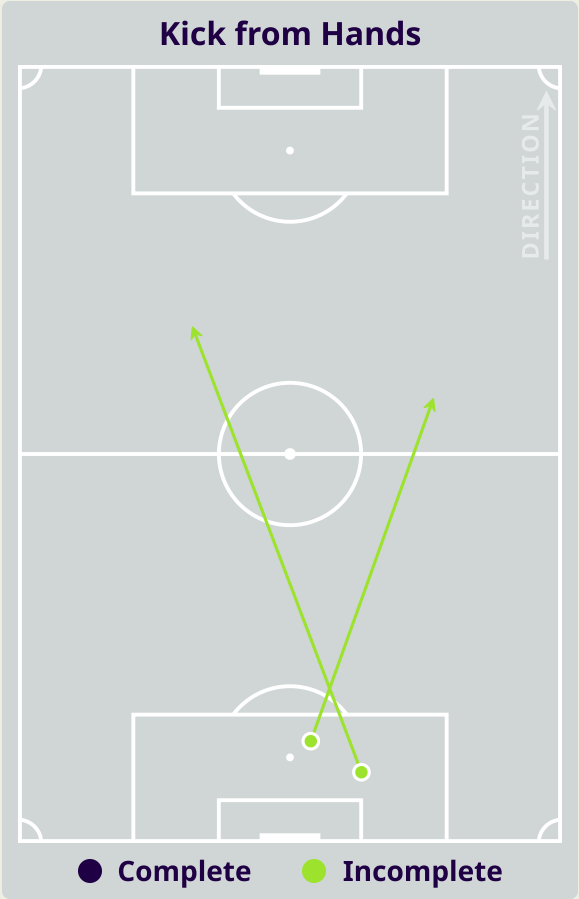
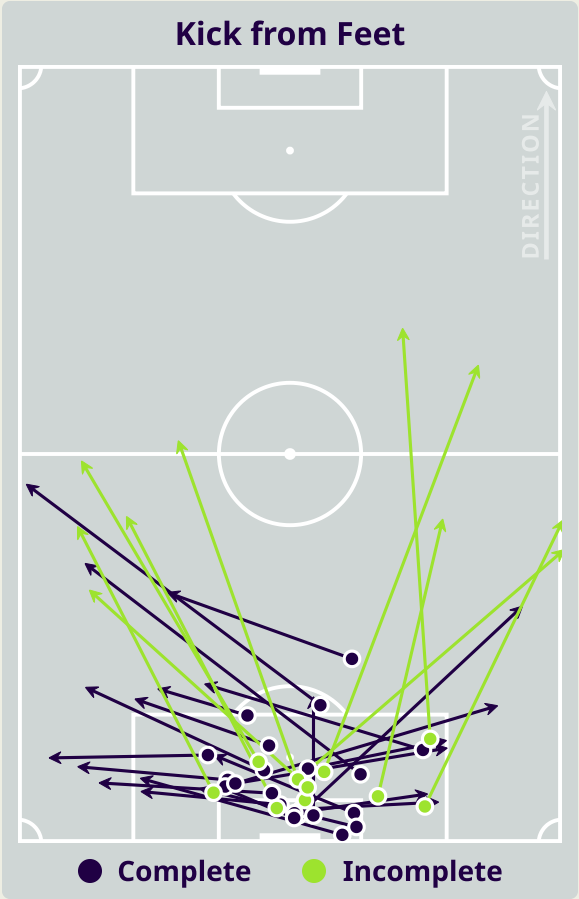
Total Involvements

# Goalkeeping Distribution

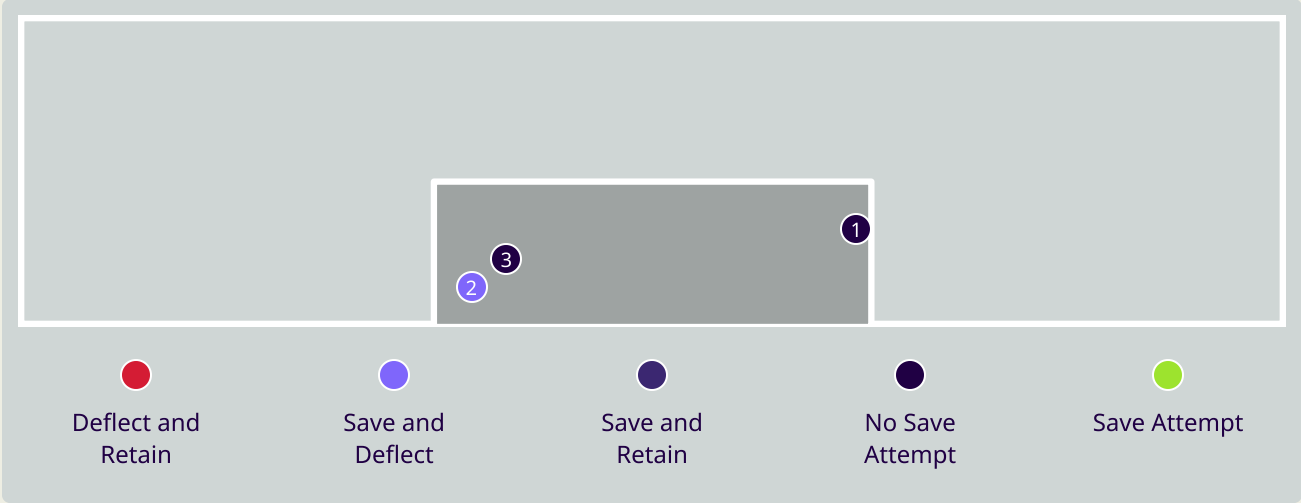
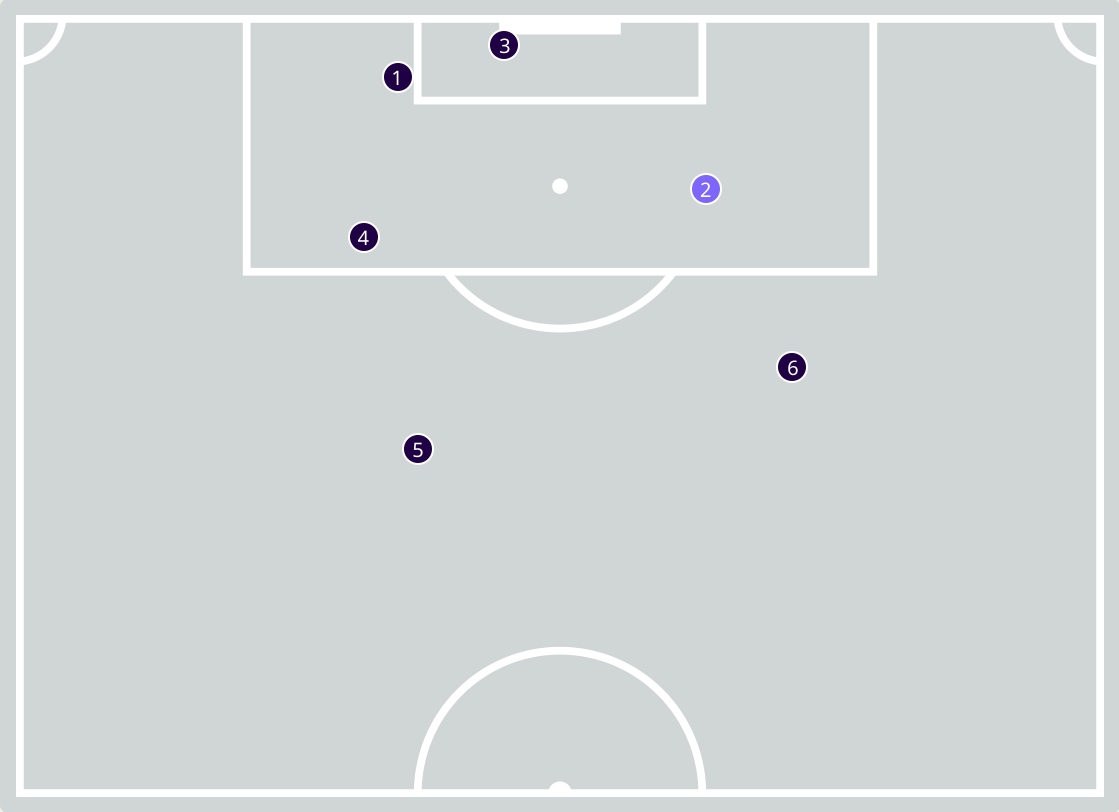




# Goalkeeping Distribution

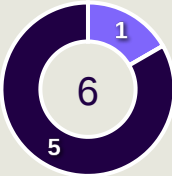


Goal Prevention



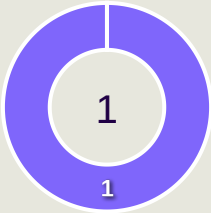
- Deflect and Retain
- Save and Deflect
- Save and Retain
- No Save Attempt
- Save Attempt

Intervention Type



- Deflect & Retain
- Save & Deflect
- Save & Retain
- No Save Attempt
- Save Attempt

Intervention Body Type



- Head
- Hands
- Upper Body
- Lower Body
- Feet

6

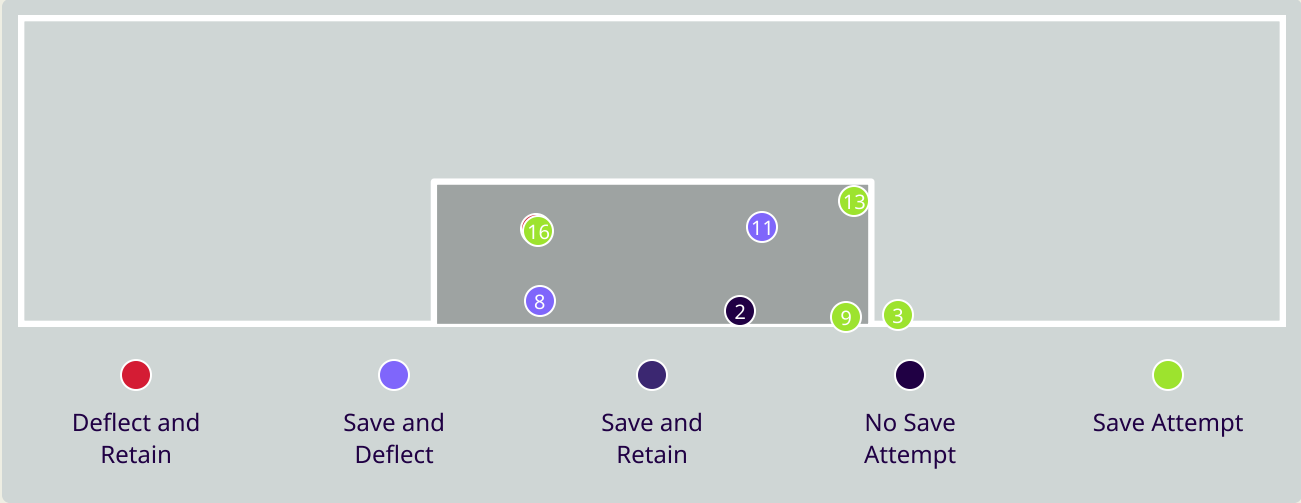
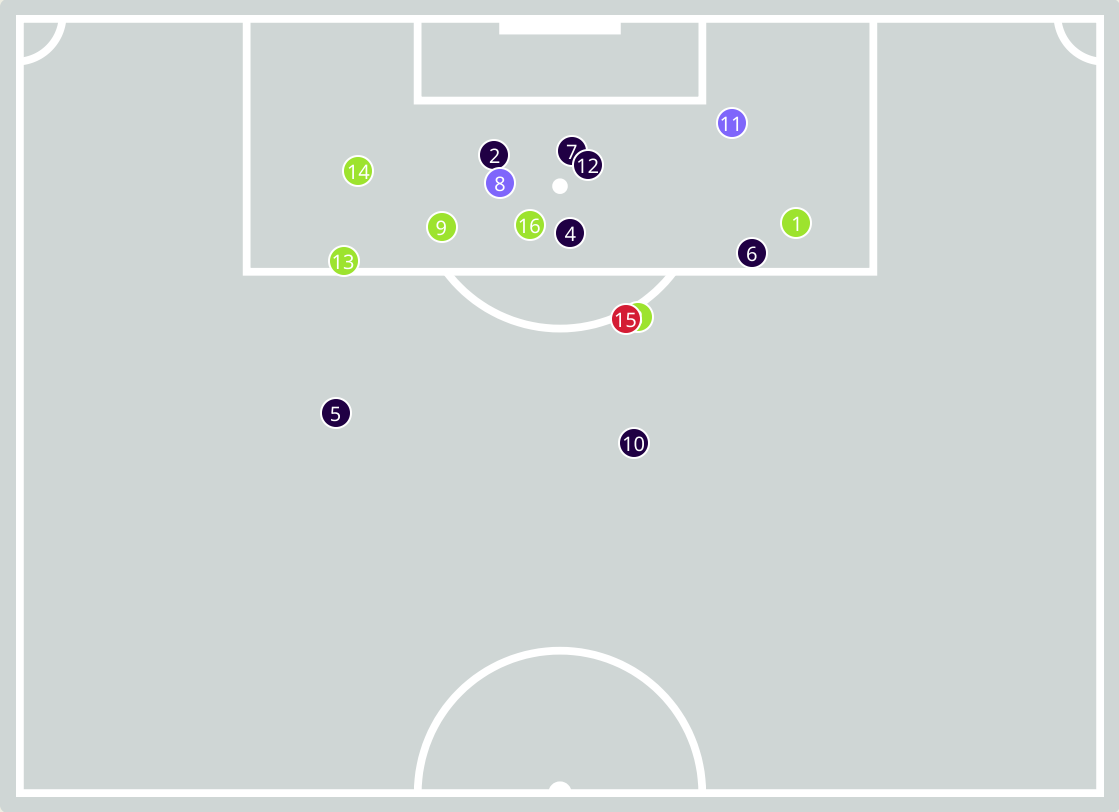
Total Attempts on Goal Faced

33

Save %

Total Attempts on Goal Faced	Total Goal Interventions	Save & Retain	Deflect & Retain	Save & Deflect	Save Attempt	No Save Attempt
6	1	0	0	1	0	5

Goal Prevention

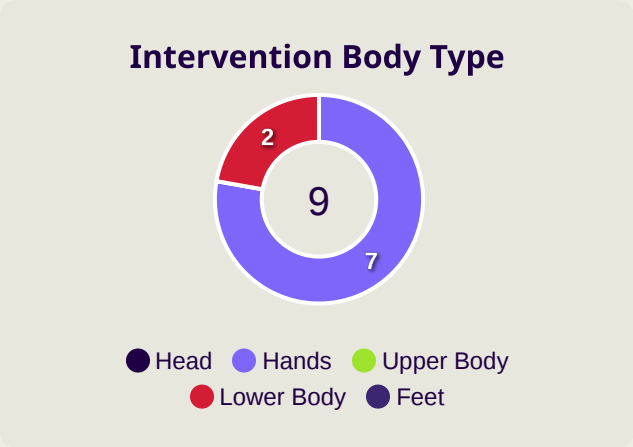
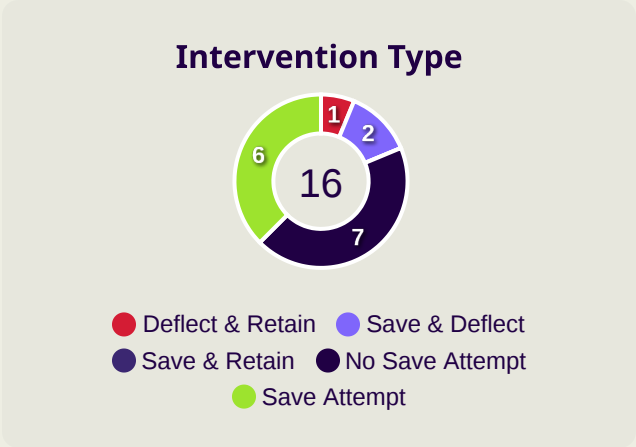


16

Total Attempts on Goal Faced

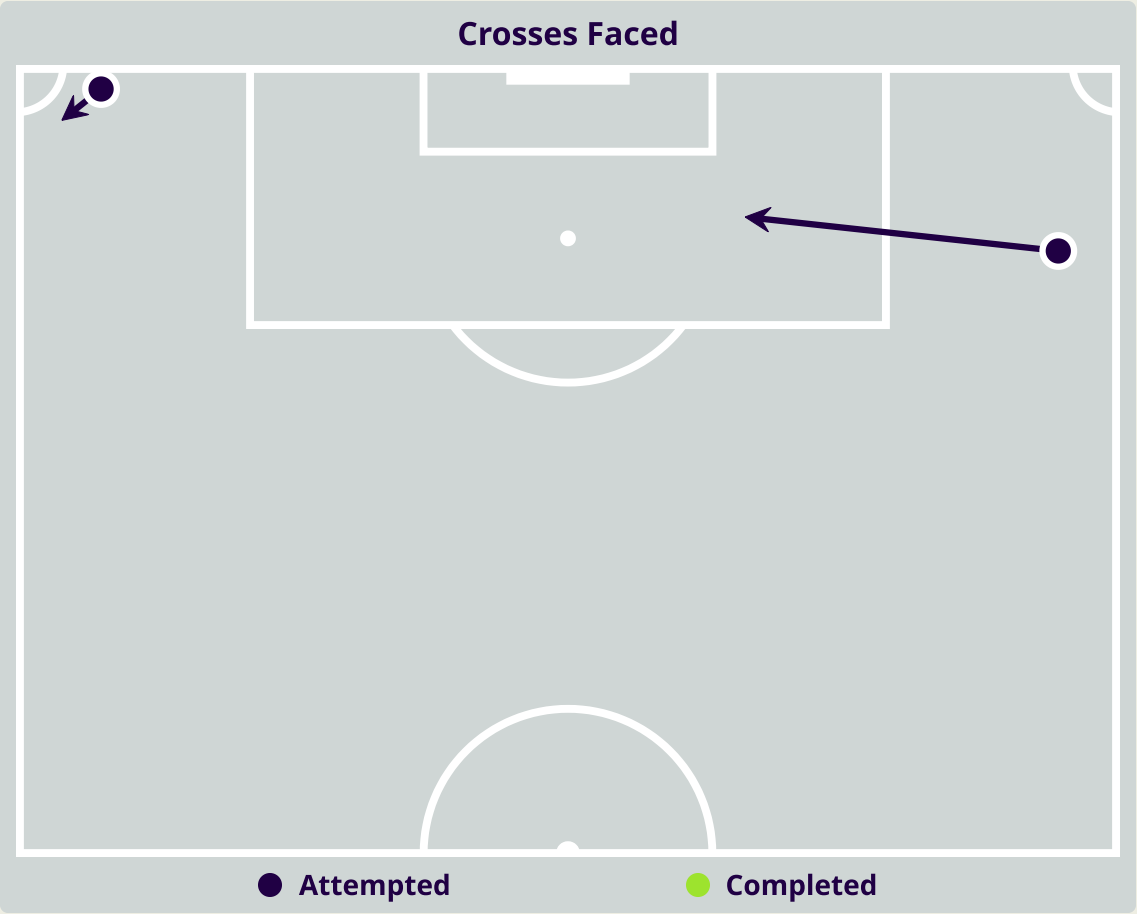
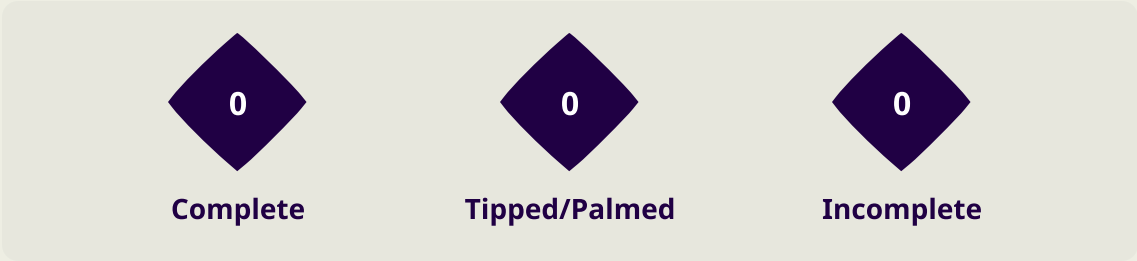
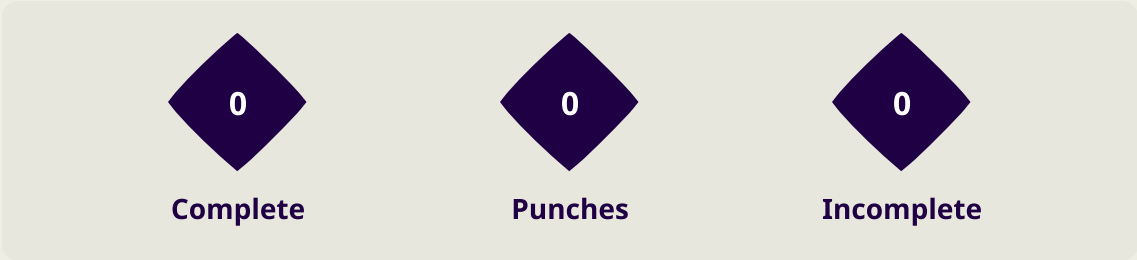
43

Save %



Total Attempts on Goal Faced	Total Goal Interventions	Save & Retain	Deflect & Retain	Save & Deflect	Save Attempt	No Save Attempt
16	2	0	0	2	6	7

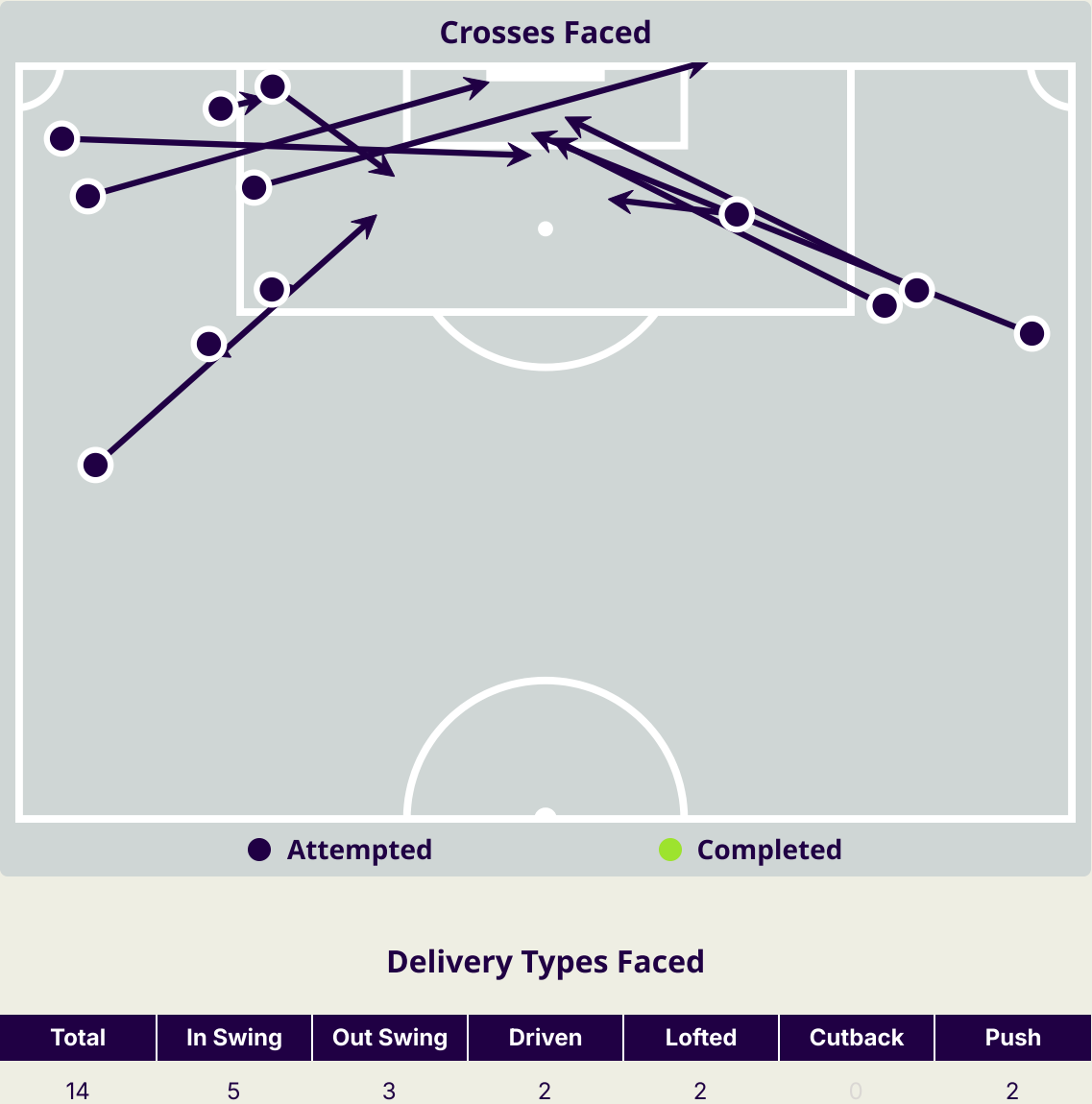
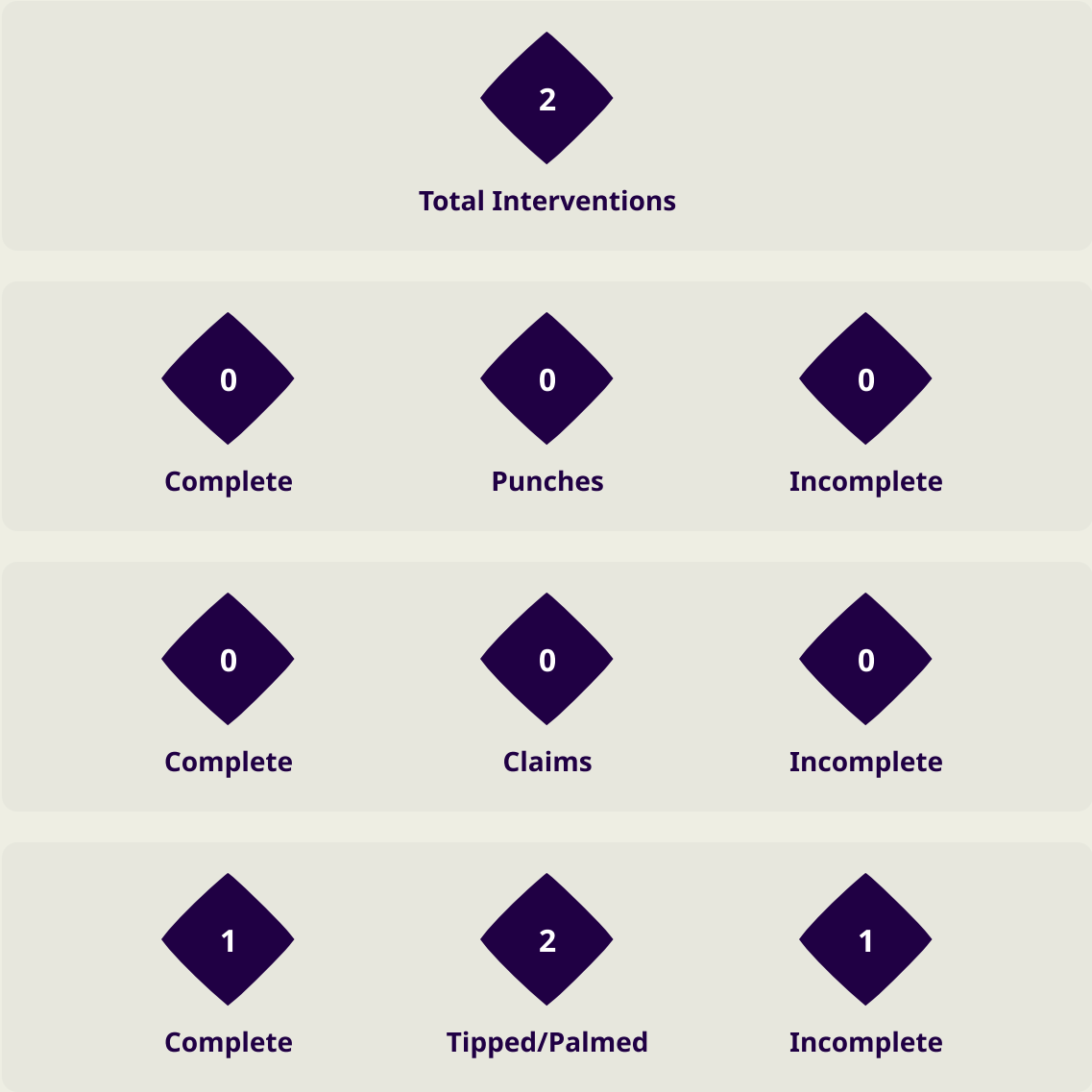
Aerial Control



Delivery Types Faced

Total	In Swing	Out Swing	Driven	Lofted	Cutback	Push
3	0	0	0	3	0	0

Aerial Control



# SET PLAYS



Japan v Vietnam

Set Plays



Free Kicks	
Type	Total
Direct	7
Direct (on target)	0
Direct (off target)	0
Indirect	1

Corners			
Delivery Type	From Left Side	From Right Side	Total
Direct to Area	2	0	2
Short	1	0	1

Edge of Penalty Area	0	0	0
----------------------	---	---	---

Corners	
Delivery Style	Total
Inswing	2
Outswing	0
Driven	0

Set Plays



Free Kicks	
Type	Total
Direct	13
Direct (on target)	0
Direct (off target)	0
Indirect	3

Corners			
Delivery Type	From Left Side	From Right Side	Total
Direct to Area	1	0	1
Short	0	0	0

Edge of Penalty Area	0	0	0
----------------------	---	---	---

Corners	
Delivery Style	Total
Inswing	0
Outswing	0
Driven	0



# INDIVIDUAL DATA IN POSSESSION



Japan v Vietnam

In Possession - Distributions



#	Player	Passes Attempted	Passes Completed	Pass Completion %	Switches of Play	Crosses Attempted	Crosses Completed	Line Breaks Attempted	Line Breaks Completed	Line Break Completion %	Ball Progressions	Take Ons	Step Ins	Attempts at Goal	Goals
23	SUZUKI Zion	27	20	74%	0	0	0	5	1	20%	0	0	0	0	0
2	SUGAWARA Yukinari	64	55	86%	0	0	0	13	8	61%	0	0	0	2	0
3	TANIGUCHI Shogo	113	105	93%	0	0	0	26	20	76%	2	0	2	0	0
4	ITAKURA Kou	110	101	92%	0	0	0	25	19	76%	2	0	2	1	0
5	MORITA Hidemasa	53	46	87%	0	0	0	13	8	61%	1	1	0	1	0
6	ENDO Wataru	98	90	92%	1	0	0	24	18	75%	2	0	2	0	0
8	MINAMINO Takumi	48	42	88%	0	0	0	6	3	50%	1	1	0	5	2
11	HOSOYA Mao	4	2	50%	0	0	0	0	0	0%	0	0	0	2	0
13	NAKAMURA Keito	26	22	85%	0	1	0	6	4	66%	1	0	1	1	1
14	ITO Junya	35	29	83%	0	8	1	11	6	54%	4	4	0	2	0
21	ITO Hiroki	92	83	90%	0	3	0	23	17	73%	0	0	0	1	0
9	UEDA Ayase	11	10	91%	0	0	0	0	0	0%	0	0	0	1	1
10	DOAN Ritsu	14	11	79%	0	1	0	5	3	60%	0	0	0	0	0
16	MAIKUMA Seiya	13	13	100%	0	0	0	3	3	100%	0	0	0	0	0
20	KUBO Takefusa	12	10	83%	0	1	0	1	1	100%	0	0	0	0	0
26	SANO Kaishu	15	13	87%	0	0	0	1	1	100%	0	0	0	0	0

In Possession - Offers & Receptions



			Offer movement types						
#	Player	Total Offers	In Front	In Between	Out to In	In to Out	In Behind	No Movement	Offers Received
23	SUZUKI Zion	5	0	0	0	0	0	5	1
2	SUGAWARA Yukinari	63	30	5	0	1	11	16	29
3	TANIGUCHI Shogo	48	12	0	0	0	0	36	29
4	ITAKURA Kou	11	0	0	0	0	0	11	6
5	MORITA Hidemasa	31	23	4	0	0	2	2	15
6	ENDO Wataru	51	43	6	0	0	0	2	28
8	MINAMINO Takumi	71	22	28	1	7	9	4	20
11	HOSOYA Mao	23	0	6	0	0	17	0	3
13	NAKAMURA Keito	48	6	2	4	0	24	12	14
14	ITO Junya	70	7	19	2	2	28	12	25
21	ITO Hiroki	25	9	1	0	0	6	9	12
9	UEDA Ayase	31	2	12	2	0	15	0	4
10	DOAN Ritsu	14	2	0	1	0	8	3	3
16	MAIKUMA Seiya	18	6	1	0	0	4	7	3
20	KUBO Takefusa	19	4	9	1	2	2	1	10
26	SANO Kaishu	23	9	9	0	0	3	2	9

In Possession - Distributions



#	Player	Passes Attempted	Passes Completed	Pass Completion %	Switches of Play	Crosses Attempted	Crosses Completed	Line Breaks Attempted	Line Breaks Completed	Line Break Completion %	Ball Progressions	Take Ons	Step Ins	Attempts at Goal	Goals
1	NGUYEN Filip	38	26	68%	1	0	0	13	4	30%	0	0	0	0	0
3	VO Minh Trong	33	25	76%	0	1	0	9	7	77%	0	0	0	0	0
6	NGUYEN Thanh Binh	67	53	79%	1	0	0	21	11	52%	1	0	1	0	0
7	PHAM Xuan Manh	40	32	80%	0	0	0	6	4	66%	1	1	0	0	0
8	DO Hung Dung	41	33	80%	0	2	1	8	3	37%	0	0	0	0	0
10	PHAM Tuan Hai	20	18	90%	1	0	0	3	2	66%	1	1	0	1	1
11	NGUYEN Tuan Anh	19	17	89%	0	0	0	5	3	60%	1	0	1	0	0
12	PHAN Tuan Tai	75	66	88%	0	0	0	30	22	73%	0	0	0	0	0
15	NGUYEN Dinh Bac	26	21	81%	0	0	0	3	1	33%	3	3	0	2	1
16	NGUYEN Thai Son	60	58	97%	0	0	0	4	4	100%	2	2	0	0	0
20	BUI HOANG Viet Anh	68	58	85%	0	0	0	17	7	41%	1	0	1	1	0
13	TRUONG Tien Anh	10	9	90%	0	0	0	3	2	66%	0	0	0	0	0
14	NGUYEN Van Truong	7	6	86%	0	0	0	0	0	0%	0	0	0	1	0
22	KHUAT Van Khang	11	5	45%	0	0	0	4	1	25%	0	0	0	0	0
25	LE PHAM Thanh Long	34	31	91%	1	0	0	5	4	80%	0	0	0	1	0

In Possession - Offers & Receptions



			Offer movement types						
#	Player	Total Offers	In Front	In Between	Out to In	In to Out	In Behind	No Movement	Offers Received
1	NGUYEN Filip	13	0	0	0	0	0	13	5
3	VO Minh Trong	32	7	0	1	0	8	16	14
6	NGUYEN Thanh Binh	22	4	0	0	0	0	18	13
7	PHAM Xuan Manh	29	12	0	0	0	4	13	17
8	DO Hung Dung	57	15	20	4	7	5	6	17
10	PHAM Tuan Hai	51	6	15	1	1	26	2	7
11	NGUYEN Tuan Anh	33	11	11	3	5	1	2	10
12	PHAN Tuan Tai	17	6	0	0	0	0	11	10
15	NGUYEN Dinh Bac	35	5	6	4	4	8	8	16
16	NGUYEN Thai Son	47	25	12	0	3	2	5	20
20	BUI HOANG Viet Anh	4	0	0	0	0	0	4	3
13	TRUONG Tien Anh	8	2	0	0	0	3	3	5
14	NGUYEN Van Truong	23	4	8	0	1	9	1	3
22	KHUAT Van Khang	11	2	0	1	0	5	3	2
25	LE PHAM Thanh Long	39	21	11	1	2	0	4	20

# INDIVIDUAL DATA OUT OF POSSESSION

   
Japan v Vietnam

Out of Possession



#	Player	Tackles Made / Won	Blocks	Interceptions	Pressing Direct	Pressing Indirect	Duels Won - Aerial	Duels Won - Physical	Possession Contests won	Clearances	Loose Ball Receptions	Pushing On	Pushing On into Pressing	Possession Regains	Possession Interrupted
23	SUZUKI Zion	0 / 0	0	0	0	0	0	0	0	1	4	0	0	4	1
2	SUGAWARA Yukinari	5 / 1	3	1	5	11	0	0	0	3	11	32	11	3	5
3	TANIGUCHI Shogo	1 / 0	2	7	2	0	3	0	3	7	5	20	2	11	4
4	ITAKURA Kou	4 / 1	1	1	2	1	1	0	1	4	7	10	1	4	4
5	MORITA Hidemasa	4 / 0	0	0	3	25	0	0	1	4	9	26	10	1	5
6	ENDO Wataru	5 / 0	3	0	10	16	2	0	2	3	14	28	8	2	5
8	MINAMINO Takumi	3 / 0	5	1	7	48	1	0	4	0	9	51	29	4	1
11	HOSOYA Mao	1 / 0	0	0	0	14	0	0	0	0	2	9	3	1	0
13	NAKAMURA Keito	0 / 0	0	0	1	25	0	0	2	0	7	18	8	1	0
14	ITO Junya	4 / 0	4	1	9	28	0	0	0	0	7	30	16	1	3
21	ITO Hiroki	1 / 0	2	0	2	10	4	0	4	5	4	14	4	5	4
9	UEDA Ayase	0 / 0	0	0	1	15	0	0	0	0	2	17	6	0	0
10	DOAN Ritsu	1 / 0	1	0	1	4	1	0	1	0	3	7	3	2	0
16	MAIKUMA Seiya	0 / 0	0	0	0	0	1	0	1	0	1	3	0	1	0
20	KUBO Takefusa	1 / 0	0	0	2	4	0	0	0	0	0	5	3	0	0
26	SANO Kaishu	0 / 0	1	0	0	1	0	0	0	0	2	6	0	0	1

Out of Possession



#	Player	Tackles Made / Won	Blocks	Interceptions	Pressing Direct	Pressing Indirect	Duels Won - Aerial	Duels Won - Physical	Possession Contests won	Clearances	Loose Ball Receptions	Pushing On	Pushing On into Pressing	Possession Regains	Possession Interrupted
1	NGUYEN Filip	0 / 0	0	0	0	0	0	0	0	0	5	0	0	9	0
3	VO Minh Trong	3 / 1	1	0	3	6	0	0	0	3	2	17	8	3	3
6	NGUYEN Thanh Binh	1 / 0	3	1	2	12	0	0	0	5	3	18	5	8	3
7	PHAM Xuan Manh	6 / 1	3	1	9	9	2	0	3	4	4	17	11	4	7
8	DO Hung Dung	12 / 2	4	1	8	41	0	0	1	3	6	42	25	8	7
10	PHAM Tuan Hai	1 / 0	0	1	1	30	2	0	2	1	3	32	18	1	0
11	NGUYEN Tuan Anh	2 / 0	0	0	3	23	0	0	0	1	0	16	7	1	2
12	PHAN Tuan Tai	3 / 0	3	0	2	10	0	0	0	7	7	17	6	0	8
15	NGUYEN Dinh Bac	4 / 1	0	0	3	25	0	0	1	0	5	24	15	2	1
16	NGUYEN Thai Son	7 / 0	1	0	5	30	0	0	0	0	10	45	23	4	0
20	BUI HOANG Viet Anh	6 / 0	6	2	6	1	3	0	3	17	4	26	2	9	16
13	TRUONG Tien Anh	0 / 0	1	0	0	1	0	0	0	1	0	8	1	1	0
14	NGUYEN Van Truong	0 / 0	1	0	3	12	0	0	0	0	3	7	6	1	0
22	KHUAT Van Khang	0 / 0	1	1	5	3	1	0	1	1	0	8	6	3	1
25	LE PHAM Thanh Long	3 / 0	0	0	2	24	0	0	0	0	3	28	11	0	1



# INDIVIDUAL DATA PHYSICAL



Japan v Vietnam

#	Player	Total Distance (m)	Zone 1: 0-7 km/h (m)	Zone 2: 7-15 km/h (m)	Zone 3: 15-20 km/h (m)	Zone 4: 20-25 km/h (m)	Zone 5: 25+ km/h (m)	High Speed Runs (Zone 4)	Sprints (Zone 5)	Top Speed (km/h)
23	SUZUKI Zion	5495.1	4193.4	1241.8	54.0	5.9	0	2.0	0	21.2
2	SUGAWARA Yukinari	9661.8	3370.2	4241.6	1250.1	551.2	248.7	79.0	21.0	31.3
3	TANIGUCHI Shogo	10892.9	4130.2	5170.1	1049.1	401.8	141.7	47.0	11.0	32.5
4	ITAKURA Kou	9988.7	4058.5	4500.1	948.7	393.1	88.3	47.0	10.0	29.0
5	MORITA Hidemasa	10405.3	2749.7	5360.0	1613.5	586.0	96.0	70.0	9.0	29.4
6	ENDO Wataru	12652.8	3546.3	6556.0	2025.1	470.1	55.3	48.0	4.0	27.7
8	MINAMINO Takumi	11531.4	3321.8	5470.1	1791.5	742.0	206.0	92.0	18.0	29.6
11	HOSOYA Mao	6708.6	2044.7	2939.5	1071.4	374.3	278.8	67.0	19.0	30.8
13	NAKAMURA Keito	8603.6	2588.4	3863.7	1434.6	596.9	119.9	69.0	14.0	29.6
14	ITO Junya	10446.9	4060.4	4156.2	1251.4	633.8	345.2	93.0	26.0	31.9
21	ITO Hiroki	11358.4	4157.7	5305.8	1249.0	425.2	220.8	66.0	17.0	32.0
9	UEDA Ayase	5788.9	1783.8	2836.9	685.6	370.2	112.3	61.0	14.0	29.0
10	DOAN Ritsu	4046.3	1305.9	1686.9	677.9	288.0	87.6	35.0	9.0	28.6
16	MAIKUMA Seiya	2329.4	650.2	1136.3	381.6	147.1	14.2	18.0	2.0	26.1
20	KUBO Takefusa	1565.0	394.9	703.6	332.7	118.8	15.0	11.0	1.0	28.3
26	SANO Kaishu	2505.3	606.1	1152.7	512.9	215.5	18.1	26.0	4.0	27.2

Physical Data



#	Player	Total Distance (m)	Zone 1: 0-7 km/h (m)	Zone 2: 7-15 km/h (m)	Zone 3: 15-20 km/h (m)	Zone 4: 20-25 km/h (m)	Zone 5: 25+ km/h (m)	High Speed Runs (Zone 4)	Sprints (Zone 5)	Top Speed (km/h)
1	NGUYEN Filip	6482.4	4802.5	1582.8	85.6	11.5	0	2.0	0	21.0
3	VO Minh Trong	8172.5	2947.2	3587.7	1109.5	359.8	168.3	50.0	14.0	31.5
6	NGUYEN Thanh Binh	11587.4	4032.7	5301.0	1673.3	497.1	83.2	62.0	10.0	32.1
7	PHAM Xuan Manh	10208.9	3383.9	4508.0	1452.8	677.3	186.9	87.0	16.0	33.1
8	DO Hung Dung	12993.0	4076.8	5770.8	2141.5	806.9	197.0	101.0	13.0	30.0
10	PHAM Tuan Hai	12398.0	3997.6	5641.2	1712.2	682.5	364.5	95.0	18.0	33.0
11	NGUYEN Tuan Anh	7098.3	1788.4	3327.3	1609.0	339.9	33.8	44.0	3.0	28.3
12	PHAN Tuan Tai	11601.0	3754.0	5479.6	1695.6	558.2	113.7	80.0	14.0	28.8
15	NGUYEN Dinh Bac	8307.6	3213.2	3212.4	1027.4	591.0	263.5	89.0	21.0	32.4
16	NGUYEN Thai Son	13261.5	3446.2	6632.7	2622.9	512.9	46.9	58.0	6.0	27.0
20	BUI HOANG Viet Anh	11486.7	3829.4	5703.9	1598.3	300.2	54.9	52.0	6.0	28.0
13	TRUONG Tien Anh	2052.0	627.1	922.3	276.6	178.8	47.2	23.0	4.0	28.4
14	NGUYEN Van Truong	4139.3	1004.6	2187.6	616.7	242.1	88.3	36.0	8.0	29.2
22	KHUAT Van Khang	3854.2	1154.3	1778.2	633.4	250.4	37.9	30.0	4.0	30.3
25	LE PHAM Thanh Long	6622.1	1664.5	3526.8	1199.1	213.8	18.0	35.0	3.0	26.7



AFC  
**ASIAN CUP**  
QATAR 2023™