



AFC
ASIAN CUP
QATAR 2023™



Indonesia 1 - 3 Iraq

Group D - Match 9

15 January 2024

17:30 Kick Off

Ahmad Bin Ali Stadium

POST MATCH SUMMARY REPORT

Match Summary - Teams



Indonesia



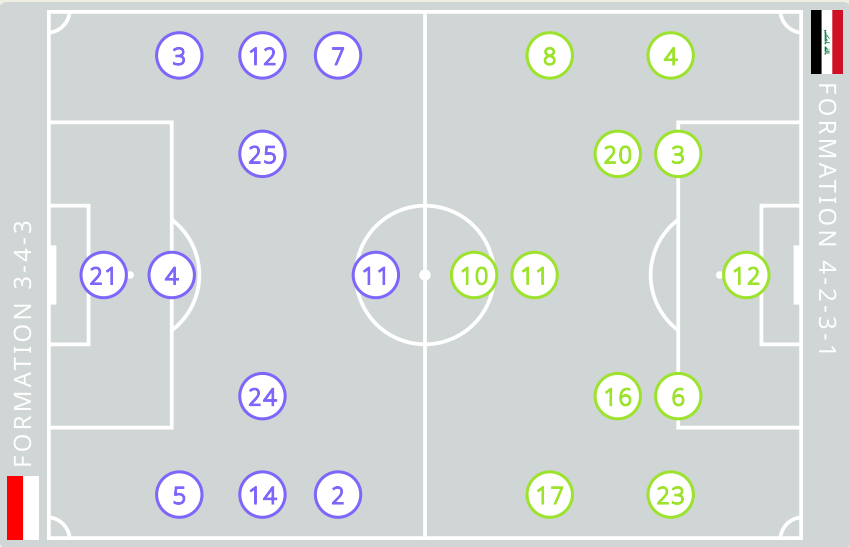
Iraq

STARTING

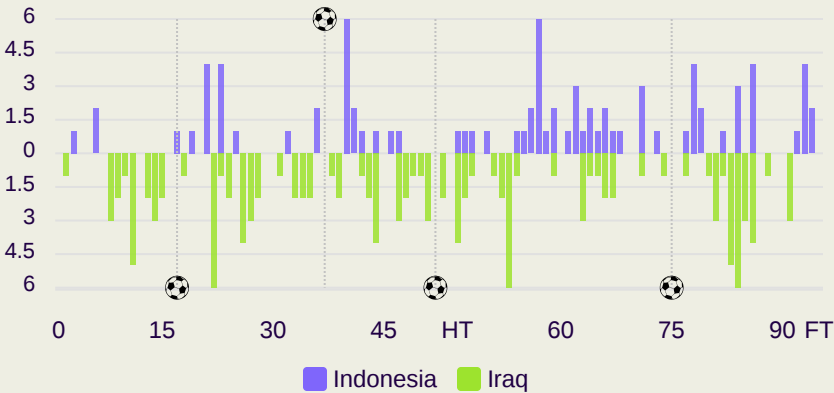
21	GK	ARI Ernando	
2	FW	SAYURI Yakob	
3	DF	BAGGOTT Elkan	2' ↓ 76'
4	DF	AMAT Jordi	
5	DF	RIDHO Rizky	↓ 88'
7	MF	FERDINAN Marselino	37'
11	FW	STRUICK Rafael	↓ 76'
12	DF	ARHAN Pratama	
14	DF	MANGKUALAM Asnawi (C)	↓ 45'
24	MF	JENNER Ivar	↓ 76'
25	FW	HUBNER Justin	

SUBSTITUTES














1	GK	RIYANDI Muhammad	
26	GK	WINATA Nadeo	
6	DF	WALSH Sandy	↑ 88'
8	FW	SULAEMAN Witan	↑ 45'
9	FW	DRAJAD Dimas	↑ 76'
10	FW	MAULANA VIKRI Egy	
13	DF	FEBRIANSAH Edo	
15	MF	KAMBUAYA Ricky	↑ 76'
16	FW	CARAKA Hokky	
17	FW	ALIS Adam	
18	FW	SANANTA Ramadhan	
19	DF	PRASETYO Wahyu	
20	DF	PATTYNAMA Shayne	
22	FW	SULISTYAWAN Dendy	
23	MF	KLOK Marc	↑ 76' 95'



















Distribution in the Final Third



STARTING

(C) JALAL HASSAN	GK	12			
HUSSEIN ALI	DF	3			
SUAD NATIQ	DF	4			
<div>↓ 88'</div>	ALI ADNAN	DF	6		
IBRAHIM BAYESH	MF	8			
<div>↓ 60'</div>	<div> 17'</div>	MOHANAD ALI	FW	10	
<div>↓ 60'</div>	ZIDANE IQBAL	MF	11		
<div>↓ 88'</div>	AMIR AL AMMARI	MF	16		
ALI JASIM	MF	17			
<div>↓ 71'</div>	<div> 45+7'</div>	OSAMAH JABBAR	MF	20	
MERCHAS DOSKI	DF	23			

SUBSTITUTES

	FAHAD TALIB	GK	1		
	AHMED BASIL	GK	22		
↑ 88'	REBIN GHAREEB	DF	2		
↑ 88'	FRANS PUTROS	DF	5		
↑ 71'	YOUSSEF AMYN	MF	7		
	ALI AL HAMADI	FW	9		
↑ 60'	BASHAR RESAN	MF	13		
	AKAM HASHIM	DF	14		
	ALLAN MOHIDEEN	DF	15		
 75'	↑ 60'	AYMEN HUSSEIN	FW	18	
	DANILO AL SAED	MF	19		
	AHMED ALLEE	MF	21		
	ZAID TAHSEEN	DF	24		
	AHMED YAHYA	MF	25		
	MONTADER MADJED	MF	26		

Match Summary - Key Statistics



Indonesia



Iraq



Possession			
Total	<div><div>29.7%</div><div>12.4%</div><div>57.9%</div></div>		Total
1	Goals		3
7 (1)	Attempts at Goal (On Target)		14 (5)
314 (239)	Total Passes (Complete)		603 (518)
76 %	Pass Completion %		86 %
58	Completed Line Breaks		87
6	Defensive Line Breaks		10
59	Receptions in the Final Third		96
11	Crosses		24
11	Ball Progressions		22
296 (69)	Defensive Pressures Applied (Direct Pressures)		146 (35)
62	Forced Turnovers		56
65	Second Balls		98
124.5 km	Total Distance Covered		125.3 km
7.9 km	Zone 4 – Low Speed Sprinting: 20-25 km/h		7 km



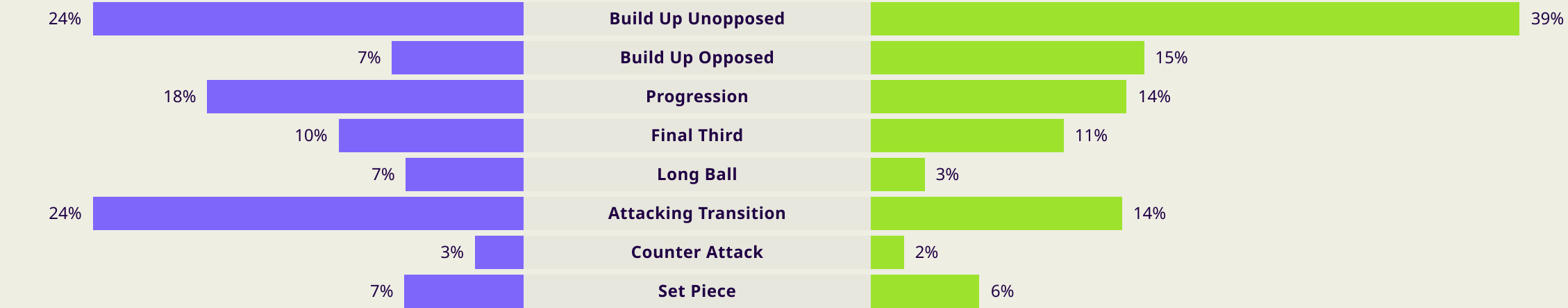
Indonesia

Phases of Play

Iraq



IN POSSESSION



OUT OF POSSESSION

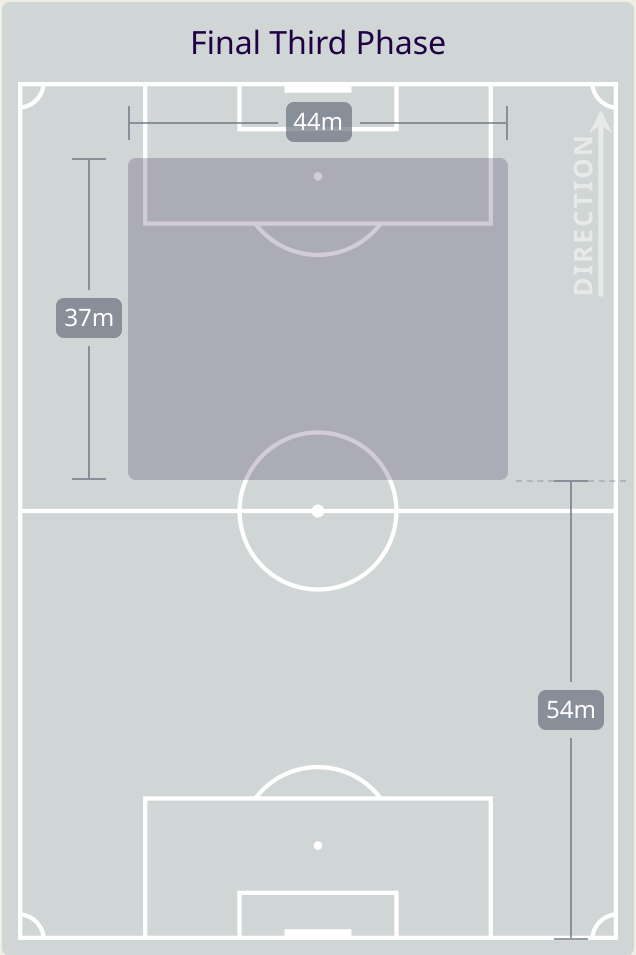
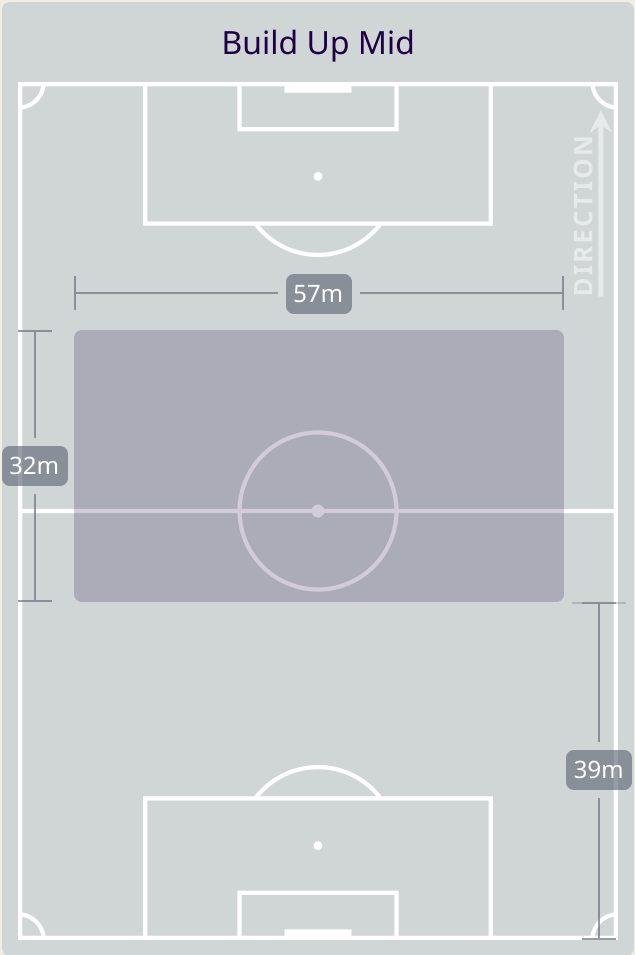
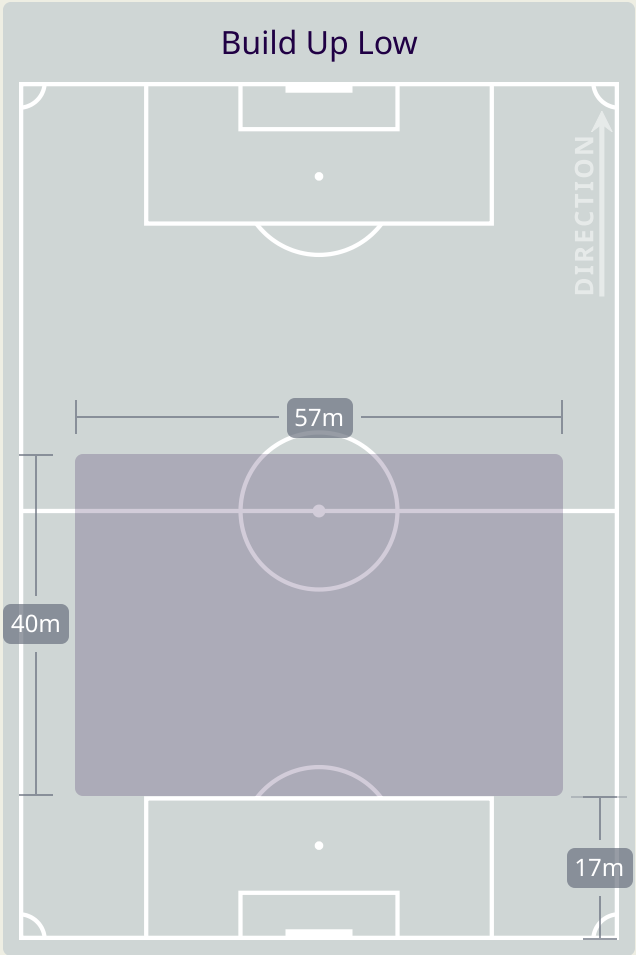


IN POSSESSION

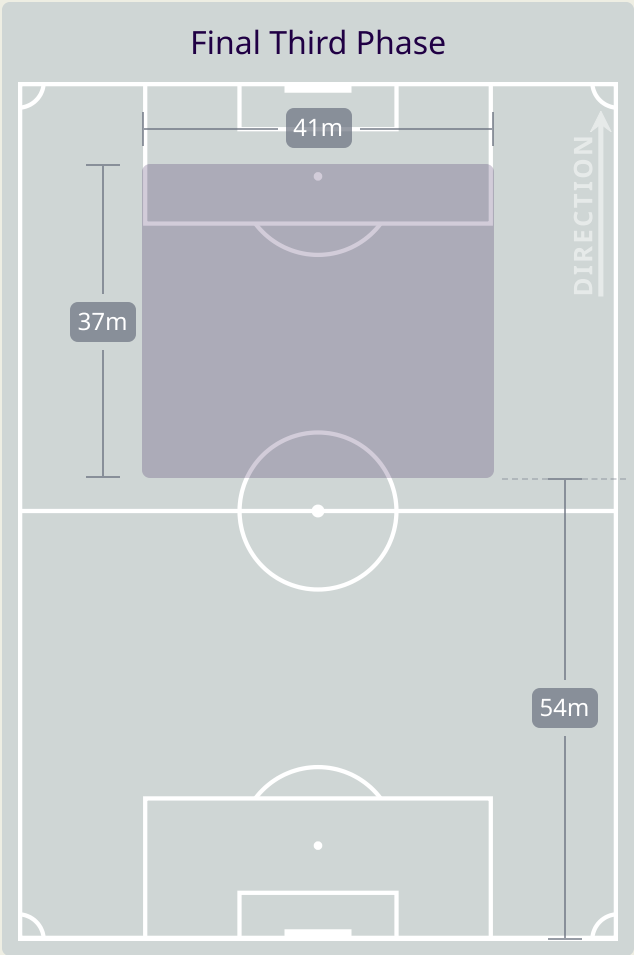
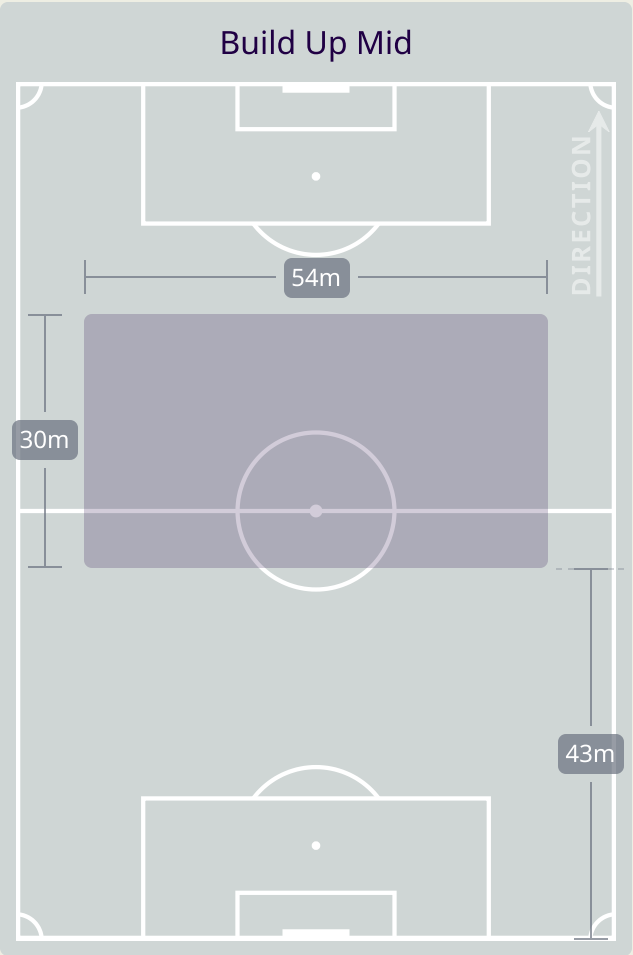
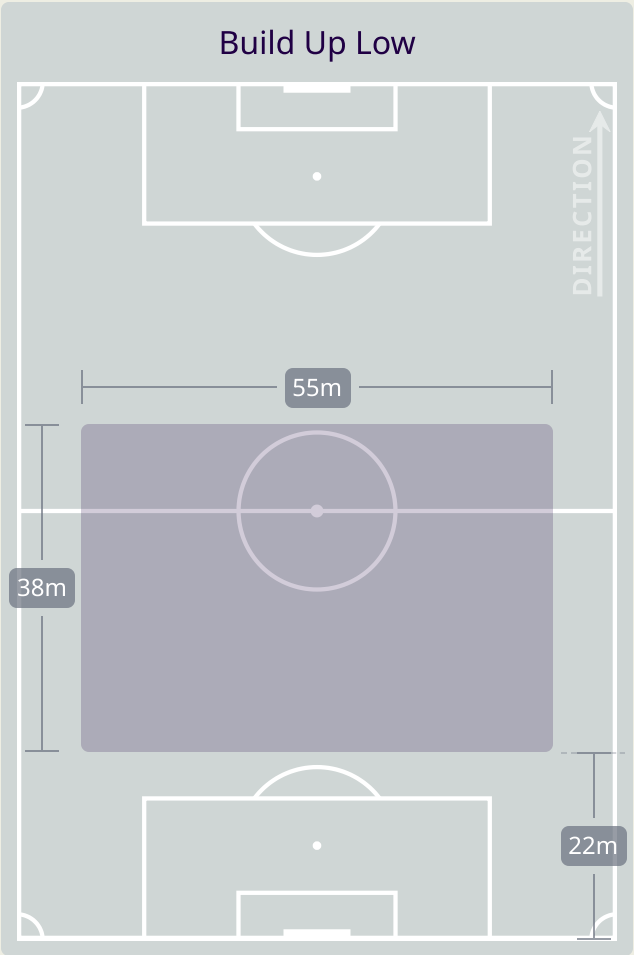


Indonesia v Iraq

In Possession Line Height & Team Length



In Possession Line Height & Team Length



Line Breaks



Indonesia

Attempted Line Breaks

99

↑

37

Attempted

29

Complete

↻

20

Attempted

13

Complete

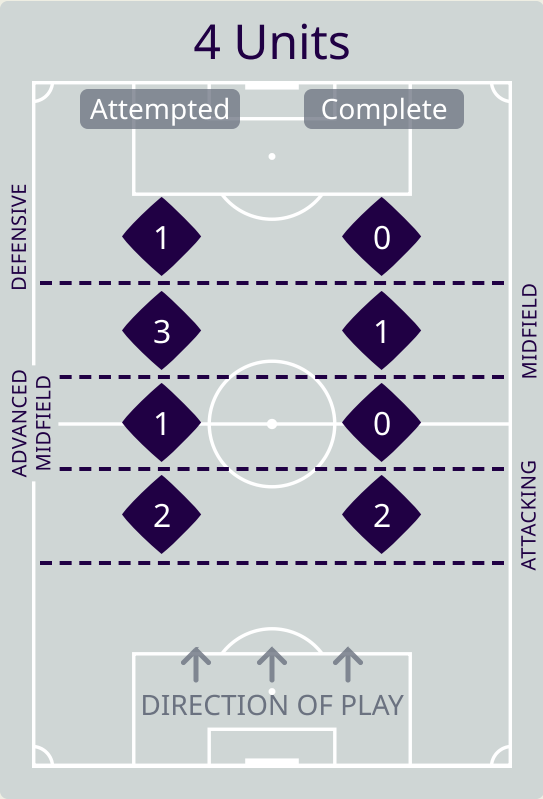
↺

42

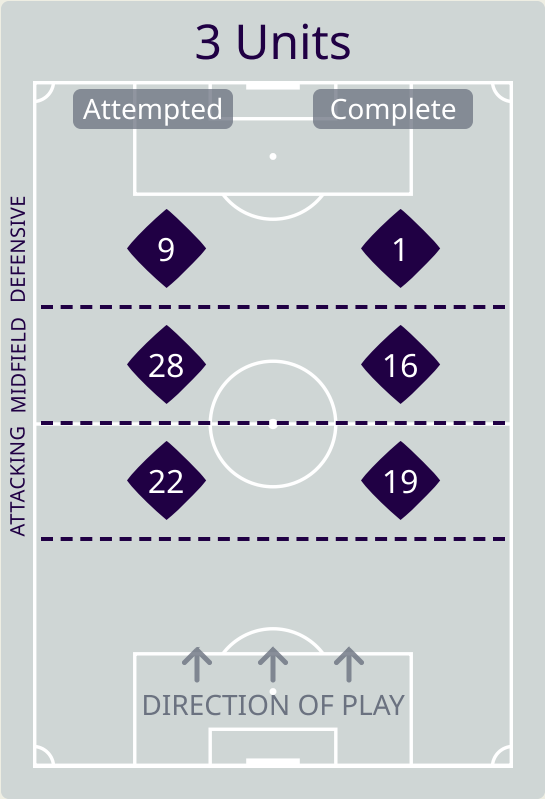
Attempted

16

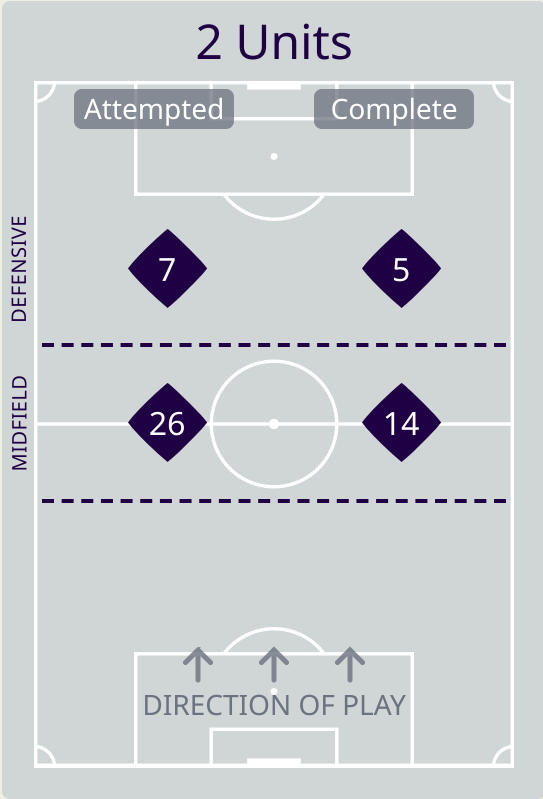
Complete



Attempted Line Breaks	7
Inside Shape	4
Outside Shape	3



Attempted Line Breaks	59
Inside Shape	39
Outside Shape	20



Attempted Line Breaks	33
Inside Shape	26
Outside Shape	7

Line Breaks



Attempted Line Breaks

128

30
Attempted

24
Complete

↑

40
Attempted

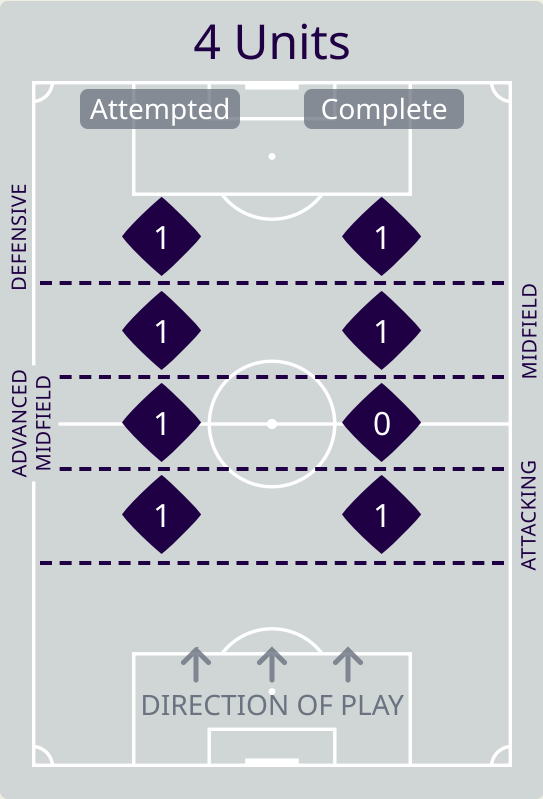
36
Complete

↺ ↻

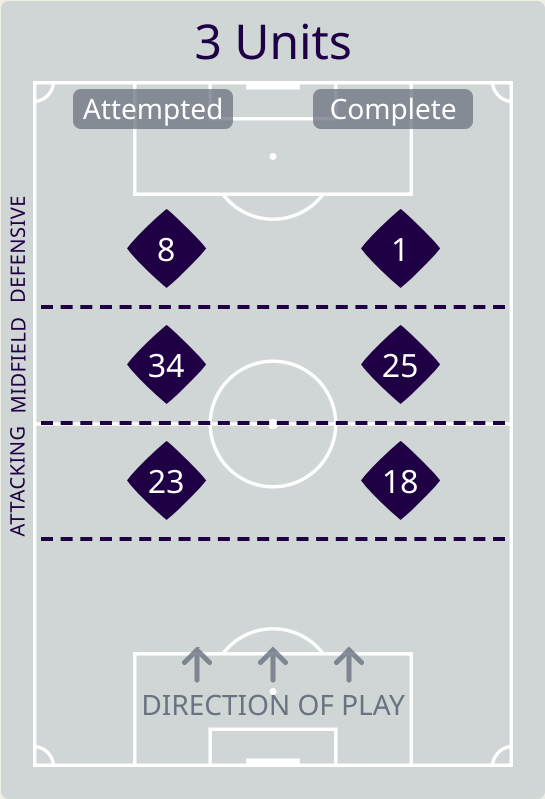
58
Attempted

27
Complete

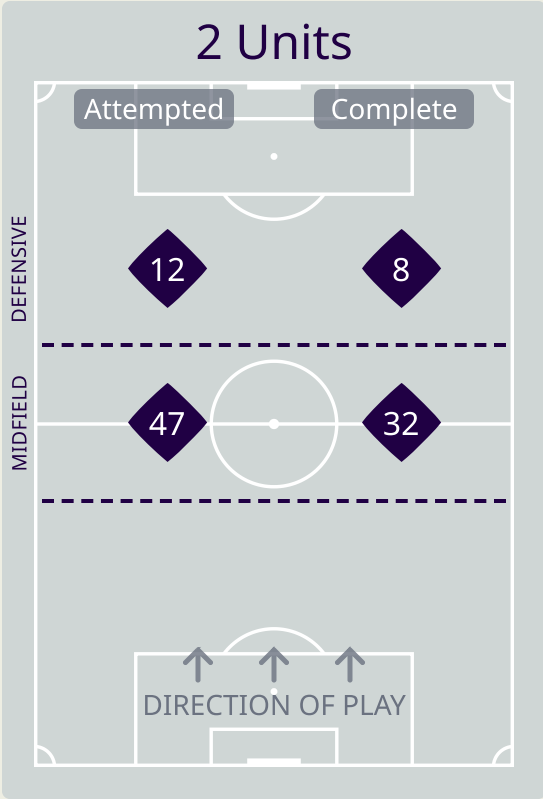
↻



Attempted Line Breaks	4
Inside Shape	2
Outside Shape	2



Attempted Line Breaks	65
Inside Shape	40
Outside Shape	25



Attempted Line Breaks	59
Inside Shape	40
Outside Shape	19

Line Breaks



					4 Units				3 Units			2 Units		Direction			Distribution Type		
#	Player	Line Breaks Attempted	Line Breaks Completed	Line Break Completion %	Attacking Line	Attacking Midfield Line	Midfield Line	Defensive Line	Attacking Line	Midfield Line	Defensive Line	Midfield Line	Defensive Line	Through	Around	Over	Pass	Cross	Ball Progression
21	ARI Ernando	14	5	35%	0	1	1	1	3	4	1	3	0	0	0	14	14	0	0
2	SAYURI Yakob	8	6	75%	0	0	0	0	1	2	1	3	1	3	3	2	6	1	1
3	BAGGOTT Elkan	5	3	60%	1	0	0	0	3	0	1	0	0	1	3	1	5	0	0
4	AMAT Jordi	9	7	77%	0	0	0	0	3	1	0	4	1	5	2	2	8	0	1
5	RIDHO Rizky	7	6	85%	1	0	0	0	4	1	1	0	0	4	1	2	7	0	0
7	FERDINAN Marselino	1	1	100%	0	0	0	0	0	0	0	1	0	0	0	1	1	0	0
11	STRUICK Rafael	0	0	0%	0	0	0	0	0	0	0	0	0	0	0	0	0	0	0
12	ARHAN Pratama	8	3	37%	0	0	1	0	0	2	2	1	2	1	2	5	8	0	0
14	MANGKUALAM Asnawi	9	3	33%	0	0	0	0	2	2	2	2	1	1	3	5	9	0	0
24	JENNER Ivar	15	10	66%	0	0	0	0	4	6	0	4	1	9	3	3	15	0	0
25	HUBNER Justin	10	7	70%	0	0	0	0	1	3	0	5	1	4	0	6	9	1	0
6	WALSH Sandy	2	1	50%	0	0	1	0	1	0	0	0	0	0	1	1	2	0	0
8	SULAEMAN Witan	4	2	50%	0	0	0	0	0	3	1	0	0	3	1	0	4	0	0
9	DRAJAD Dimas	0	0	0%	0	0	0	0	0	0	0	0	0	0	0	0	0	0	0
15	KAMBUAYA Ricky	4	4	100%	0	0	0	0	0	2	0	2	0	4	0	0	4	0	0
23	KLOK Marc	3	0	0%	0	0	0	0	0	2	0	1	0	2	1	0	3	0	0

Line Breaks



					4 Units				3 Units			2 Units		Direction			Distribution Type		
#	Player	Line Breaks Attempted	Line Breaks Completed	Line Break Completion %	Attacking Line	Attacking Midfield Line	Midfield Line	Defensive Line	Attacking Line	Midfield Line	Defensive Line	Midfield Line	Defensive Line	Through	Around	Over	Pass	Cross	Ball Progression
12	JALAL HASSAN	13	8	61%	0	1	0	0	5	4	0	3	0	1	0	12	13	0	0
3	HUSSEIN ALI	12	9	75%	0	0	0	0	1	3	1	6	1	0	5	7	10	1	1
4	SUAD NATIQ	19	16	84%	0	0	0	0	6	4	0	9	0	5	4	10	19	0	0
6	ALI ADNAN	11	6	54%	0	0	1	0	2	3	1	3	1	3	1	7	9	2	0
8	IBRAHIM BAYESH	6	5	83%	0	0	0	0	1	1	2	1	1	2	4	0	5	0	1
10	MOHANAD ALI	1	0	0%	0	0	0	0	0	0	1	0	0	1	0	0	0	0	1
11	ZIDANE IQBAL	5	5	100%	0	0	0	0	1	2	0	2	0	2	3	0	5	0	0
16	AMIR AL AMMARI	17	9	52%	1	0	0	0	2	5	0	8	1	6	3	8	17	0	0
17	ALI JASIM	12	7	58%	0	0	0	1	1	4	1	4	1	2	5	5	9	2	1
20	OSAMAH JABBAR	8	8	100%	0	0	0	0	1	2	0	4	1	3	4	1	8	0	0
23	MERCHAS DOSKI	16	8	50%	0	0	0	0	1	4	2	6	3	2	6	8	16	0	0
2	REBIN GHAREEB	2	2	100%	0	0	0	0	1	0	0	1	0	1	1	0	2	0	0
5	FRANS PUTROS	1	1	100%	0	0	0	0	1	0	0	0	0	1	0	0	1	0	0
7	YOUSSEF AMYN	1	0	0%	0	0	0	0	0	0	0	0	1	1	0	0	1	0	0
13	BASHAR RESAN	3	2	66%	0	0	0	0	0	2	0	0	1	0	3	0	2	0	1
18	AYMEN HUSSEIN	1	1	100%	0	0	0	0	0	0	0	0	1	0	1	0	0	0	1

Passing Networks



#	Passes From ↓ to →	ARI Erando	SAYURI Yakob	BAGGOTT Elkan	AMAT Jordi	RIDHO Rizky	FERDINAN Marselino	STRUICK Rafael	ARHAN Pratama	MANGKUALAM Asnawi	JENNER Ivar	HUBNER Justin	WALSH Sandy	SULAEMAN Witan	DRAJAD Dimas	KAMBUAYA Ricky	KLOK Marc
21	ARI Erando		0	4	9	1	1	1	2	1	0	3	1	0	0	0	0
2	SAYURI Yakob	1		0	0	1	2	2	0	2	0	1	0	1	0	0	1
3	BAGGOTT Elkan	4	0		1	0	4	0	2	0	2	1	0	0	0	0	0
4	AMAT Jordi	1	3	6		8	0	3	0	3	1	2	1	0	1	0	0
5	RIDHO Rizky	1	2	0	1		1	0	1	1	8	2	0	0	0	2	0
7	FERDINAN Marselino	0	0	1	1	0		3	0	0	1	3	0	2	0	2	4
11	STRUICK Rafael	0	1	1	3	0	0		1	1	0	1	0	0	0	0	0
12	ARHAN Pratama	0	0	1	2	0	3	2		1	0	1	0	1	0	1	0
14	MANGKUALAM Asnawi	0	1	0	2	2	0	1	0		0	1	0	0	0	0	0
24	JENNER Ivar	0	5	0	1	4	2	1	1	5		2	0	3	0	0	0
25	HUBNER Justin	5	0	2	5	0	3	1	3	0	3		1	2	0	2	0
6	WALSH Sandy	2	0	0	0	0	1	0	0	0	0	1		0	0	0	0
8	SULAEMAN Witan	0	1	0	0	0	0	0	1	0	0	1	1		0	1	3
9	DRAJAD Dimas	0	0	0	0	0	0	0	0	0	0	0	0	0		0	3
15	KAMBUAYA Ricky	0	0	0	0	0	3	0	3	0	0	4	0	2	1		0
23	KLOK Marc	0	3	0	0	1	0	0	0	0	0	1	0	0	0	3	

Top 5 Player to Player Passers		
Player	Passed To	% of Total Team Passes
ARI Erando	AMAT Jordi	4%
AMAT Jordi	RIDHO Rizky	3.5%
RIDHO Rizky	JENNER Ivar	3.5%
AMAT Jordi	BAGGOTT Elkan	2.6%

JENNER Ivar	MANGKUALAM Asnawi	2.2%
-------------	-------------------	------

Passing Networks

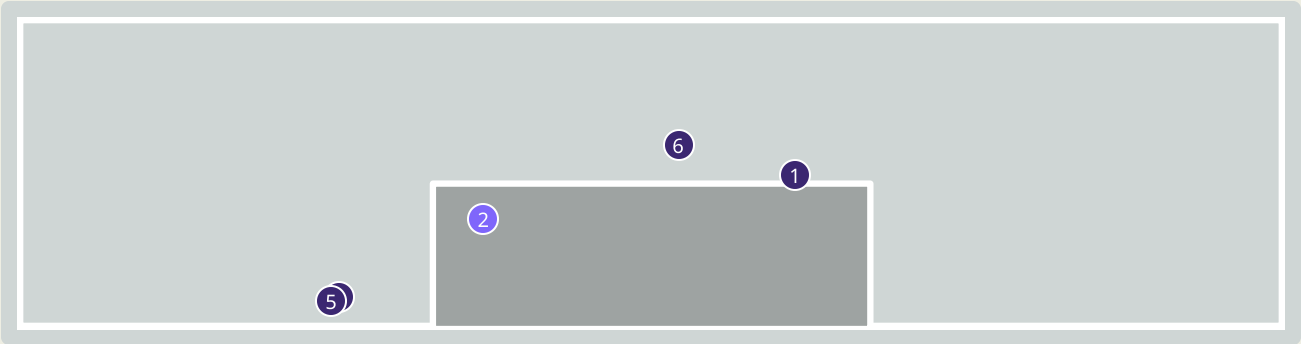
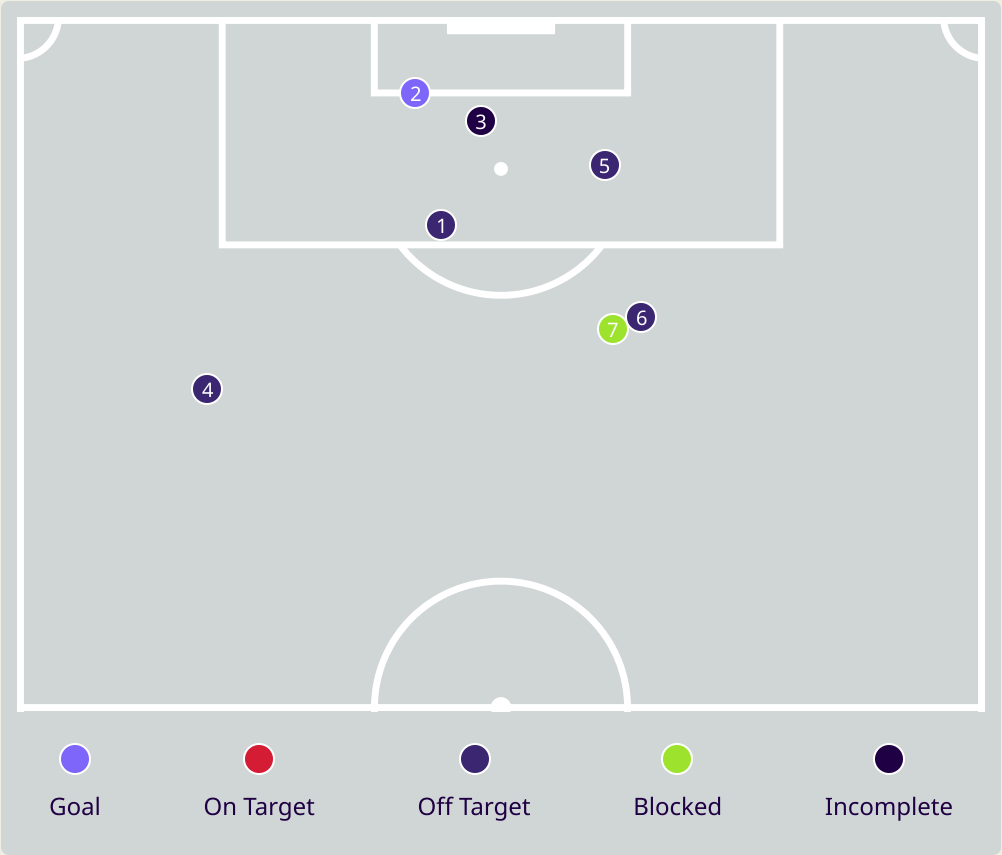


#	Passes From ↓ to →	JALAL HASSAN	HUSSEIN ALI	SUAD NATIQ	ALI ADNAN	IBRAHIM BAYESH	MOHANAD ALI	ZIDANE IQBAL	AMIR AL AMMARI	ALI JASIM	OSAMAH JABBAR	MERCHAS DOSKI	REBIN GHAREEB	FRANS PUTROS	YOUSSEF AMYN	BASHAR RESAN	AYMEN HUSSEIN
12	JALAL HASSAN		0	13	12	0	0	0	1	1	0	2	2	1	1	0	0
3	HUSSEIN ALI	2		9	1	3	0	1	3	3	2	0	0	0	2	0	0
4	SUAD NATIQ	12	16		27	9	1	4	8	5	15	1	1	2	0	1	3
6	ALI ADNAN	8	0	33		0	0	2	14	3	2	15	0	0	0	1	0
8	IBRAHIM BAYESH	1	6	4	3		1	2	1	4	1	5	3	0	0	3	0
10	MOHANAD ALI	0	0	0	0	1		0	0	0	0	0	0	0	0	0	0
11	ZIDANE IQBAL	0	2	7	4	2	1		2	3	3	2	0	0	0	0	0
16	AMIR AL AMMARI	1	3	12	13	3	1	3		3	2	4	0	0	0	1	0
17	ALI JASIM	0	6	3	3	1	0	3	8		0	10	0	0	0	3	1
20	OSAMAH JABBAR	2	6	8	1	2	1	5	4	2		3	0	0	0	0	0
23	MERCHAS DOSKI	4	0	1	10	6	1	2	6	8	0		0	0	0	4	1
2	REBIN GHAREEB	2	0	1	0	1	0	0	0	0	0	2		0	0	0	0
5	FRANS PUTROS	0	2	1	0	0	0	0	0	0	0	0	0		1	1	0
7	YOUSSEF AMYN	0	0	0	0	0	0	0	0	3	0	0	0	0		0	0
13	BASHAR RESAN	1	0	0	0	4	0	0	0	2	0	1	0	0	0		0
18	AYMEN HUSSEIN	0	0	0	0	0	0	0	2	0	0	0	0	0	0	2	

Top 5 Player to Player Passers		
Player	Passed To	% of Total Team Passes
ALI ADNAN	SUAD NATIQ	6.7%
SUAD NATIQ	ALI ADNAN	5.5%
SUAD NATIQ	HUSSEIN ALI	3.3%
SUAD NATIQ	OSAMAH JABBAR	3.1%

ALI ADNAN	MERCHAS DOSKI	3.1%
-----------	---------------	------

Attempts at Goal



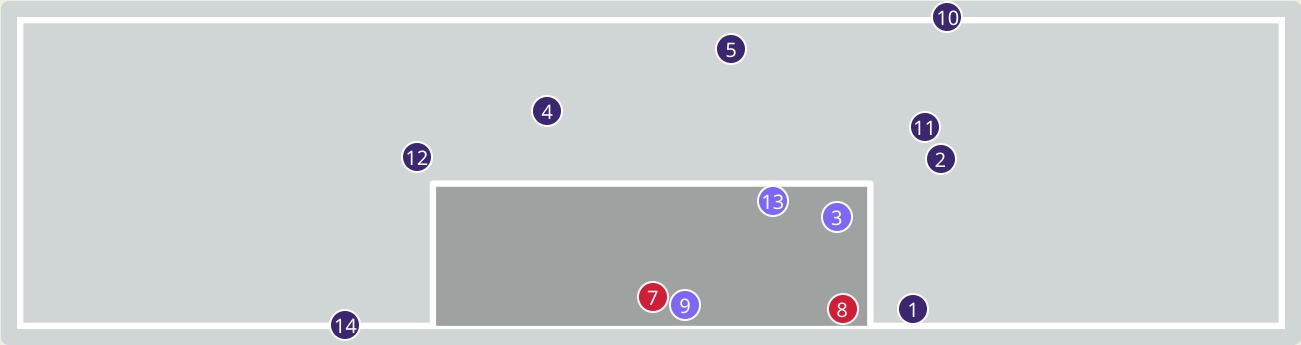
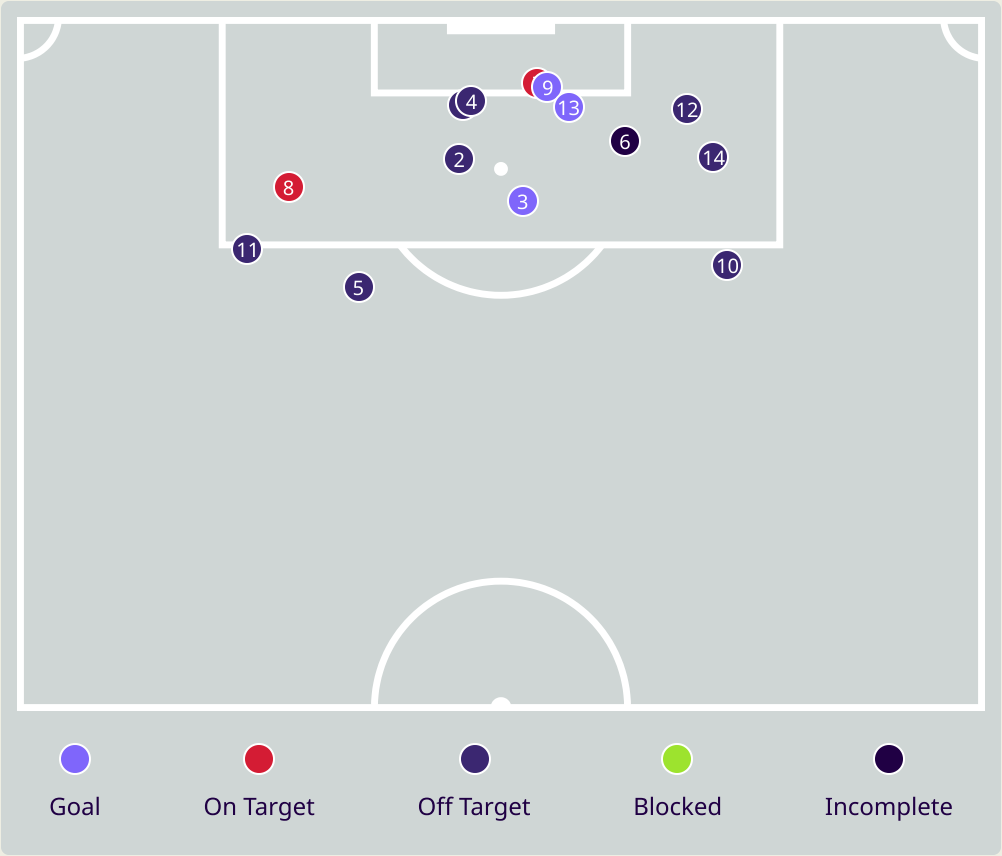
Key	Outcome	Shots
	Goals	1
	On Target	0
	Off Target	4
	Blocked	1
	Incomplete	1

Attempts at Goal



Time	Player	Outcome	Body Part	Delivery Type
4	7 FERDINAN Marselino	Off Target	Left Foot	Loose Ball
36	7 FERDINAN Marselino	On Target - Goal	Right Foot	Cross
41	2 SAYURI Yakob	Incomplete - Player On Ball Error	Right Foot	Cross
49	11 STRUICK Rafael	Off Target	Right Foot	Loose Ball
56	11 STRUICK Rafael	Off Target	Head	Cross
78	2 SAYURI Yakob	Deflected Off Target - Defensive Event	Right Foot	Pass
79	2 SAYURI Yakob	Incomplete - Blocked	Right Foot	Loose Ball

Attempts at Goal



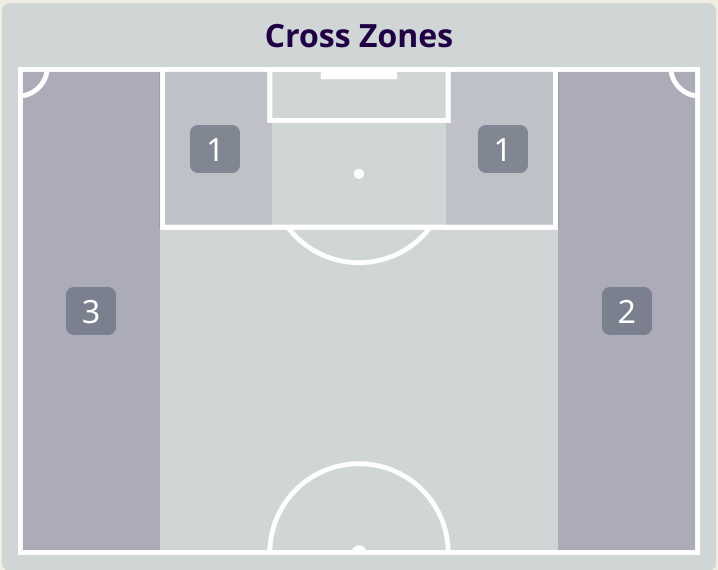
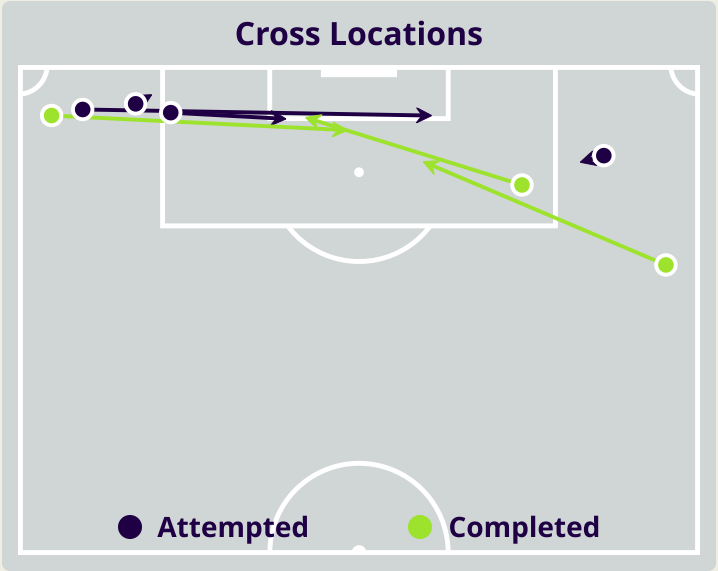
Key	Outcome	Shots
	Goals	3
	On Target	2
	Off Target	8
	Blocked	0
	Incomplete	1

Attempts at Goal

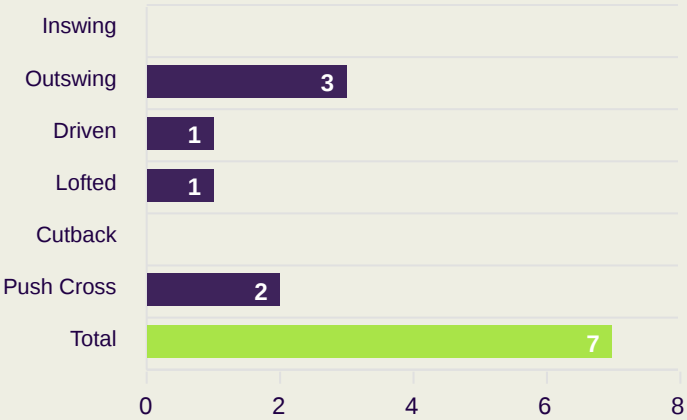


Time	Player	Outcome	Body Part	Delivery Type
2	20 OSAMAH JABBAR	Off Target	Head	Freekick
11	17 ALI JASIM	Off Target	Head	Cross
16	10 MOHANAD ALI	On Target - Goal	Right Foot	Other
28	10 MOHANAD ALI	Off Target	Head	Cross
44	17 ALI JASIM	Off Target	Right Foot	Pass
51	20 OSAMAH JABBAR	Incomplete	Right Foot	Cross
51	10 MOHANAD ALI	On Target - Saved	Head	Loose Ball
51	17 ALI JASIM	On Target - Saved	Left Foot	Ball Progression
51	20 OSAMAH JABBAR	On Target - Goal	Right Foot	Loose Ball
51	10 MOHANAD ALI	Off Target	Right Foot	Pass
53	17 ALI JASIM	Off Target	Right Foot	Cross
64	16 AMIR AL AMMARI	Off Target	Right Foot	Loose Ball
74	18 AYMEN HUSSEIN	On Target - Goal	Right Foot	Other
88	7 YOUSSEF AMYN	Off Target	Right Foot	Pass

Crosses (Open Play)



Delivery Type



Attempted

7

Completed

3

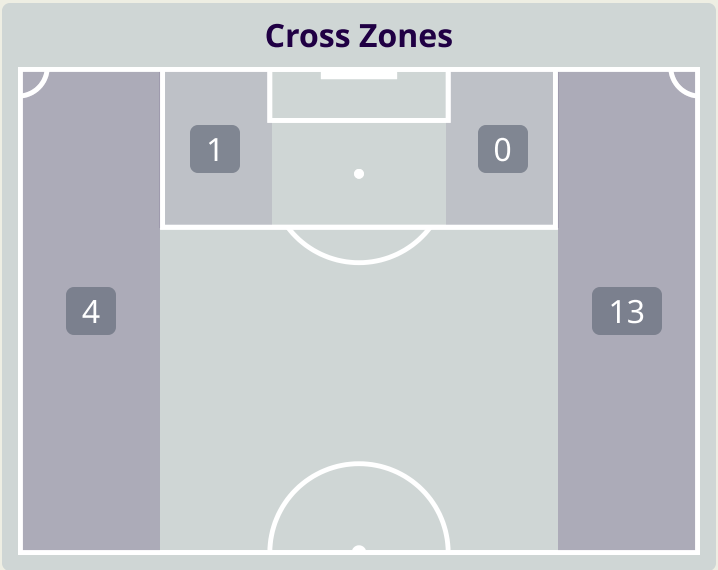
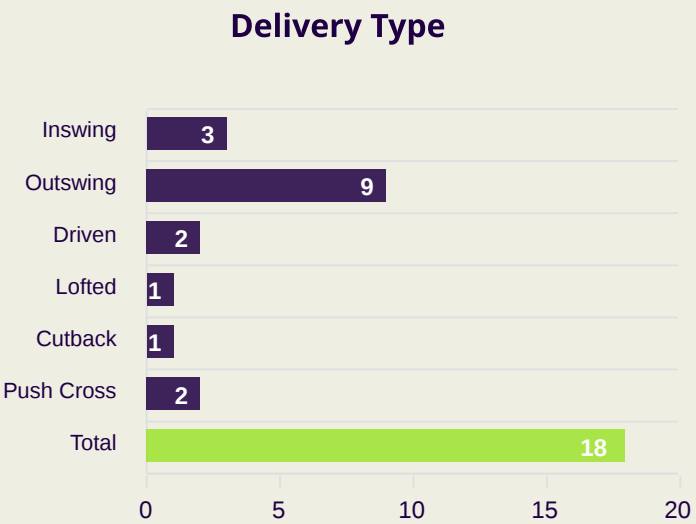
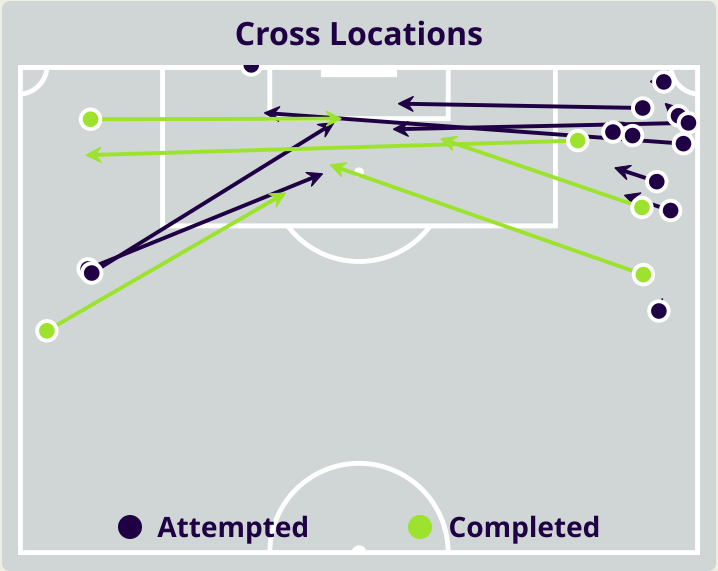
Most Crosses Attempted

2

ARHAN Pratama
LEFT MIDFIELD

#	Player	Inswing	Outswing	Driven	Lofted	Cutback	Push Cross	Total Attempted
21	ARI Ernando	0	0	0	0	0	0	0
2	SAYURI Yakob	0	0	1	0	0	0	1
3	BAGGOTT Elkan	0	0	0	0	0	0	0
4	AMAT Jordi	0	0	0	0	0	0	0
5	RIDHO Rizky	0	0	0	0	0	0	0
7	FERDINAN Marselino	0	0	0	0	0	1	1
11	STRUICK Rafael	0	0	0	1	0	0	1
12	ARHAN Pratama	0	2	0	0	0	0	2
14	MANGKUALAM Asnawi	0	0	0	0	0	0	0
24	JENNER Ivar	0	0	0	0	0	0	0
25	HUBNER Justin	0	0	0	0	0	0	0
6	WALSH Sandy	0	0	0	0	0	0	0
8	SULAEMAN Witan	0	1	0	0	0	0	1
9	DRAJAD Dimas	0	0	0	0	0	0	0
15	KAMBUAYA Ricky	0	0	0	0	0	1	1
23	KLOK Marc	0	0	0	0	0	0	0

Crosses (Open Play)



Attempted

18

Completed

5

Most Crosses Attempted

8

HUSSEIN ALI

RIGHT CENTRE BACK

#	Player	Inswing	Outswing	Driven	Lofted	Cutback	Push Cross	Total Attempted
12	JALAL HASSAN	0	0	0	0	0	0	0
3	HUSSEIN ALI	0	7	0	0	0	1	8
4	SUAD NATIQ	0	0	0	0	0	0	0
6	ALI ADNAN	1	0	0	0	0	0	1
8	IBRAHIM BAYESH	0	2	2	0	0	0	4
10	MOHANAD ALI	0	0	0	0	0	0	0
11	ZIDANE IQBAL	0	0	0	0	0	0	0
16	AMIR AL AMMARI	0	0	0	0	0	0	0
17	ALI JASIM	2	0	0	0	1	0	3
20	OSAMAH JABBAR	0	0	0	0	0	0	0
23	MERCHAS DOSKI	0	0	0	1	0	1	2
2	REBIN GHAREEB	0	0	0	0	0	0	0
5	FRANS PUTROS	0	0	0	0	0	0	0
7	YOUSSEF AMYN	0	0	0	0	0	0	0
13	BASHAR RESAN	0	0	0	0	0	0	0
18	AYMEN HUSSEIN	0	0	0	0	0	0	0

Offering to Receive

243

Total Offers Made

76

Total Offers Received

Most Offers

41

JENNER Ivar

RIGHT CENTRE MIDFIELD

83

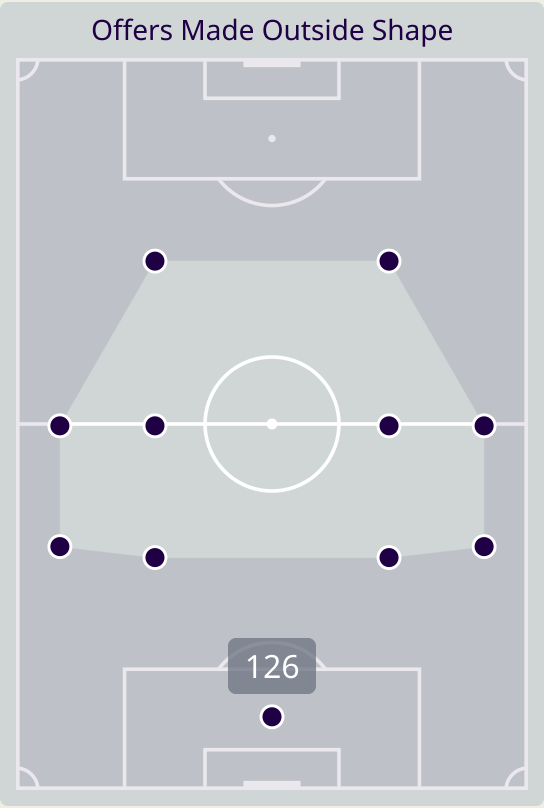
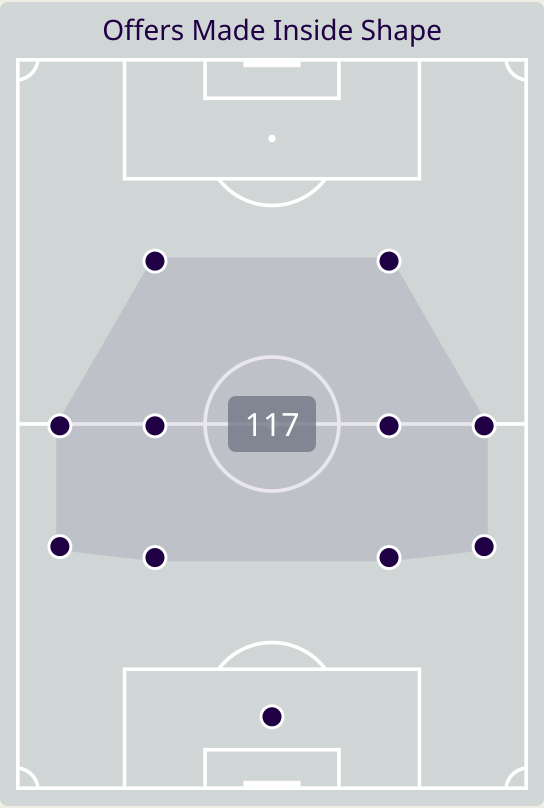
Offers Made in Final Third

102

Offers Made in Middle Third

58

Offers Made in Defensive Third



Indonesia

#	Player	Offers Made	Offers Received	% Made & Received
21	ARI Ernando	4	2	50%
2	SAYURI Yakob	33	7	21.2%
3	BAGGOTT Elkan	3	1	33.3%
4	AMAT Jordi	10	4	40%
5	RIDHO Rizky	9	4	44.4%
7	FERDINAN Marselino	32	13	40.6%
11	STRUICK Rafael	18	3	16.7%
12	ARHAN Pratama	29	6	20.7%
14	MANGKUALAM Asnawi	8	2	25%
24	JENNER Ivar	41	13	31.7%
25	HUBNER Justin	19	5	26.3%
6	WALSH Sandy	6	3	50%
8	SULAEMAN Witan	12	3	25%
9	DRAJAD Dimas	2	0	0%
15	KAMBUAYA Ricky	4	4	100%
23	KLOK Marc	13	6	46.2%

Offering to Receive



373

Total Offers Made

136

Total Offers Received

Most Offers

55

ZIDANE IQBAL

ATTACKING MIDFIELD

162

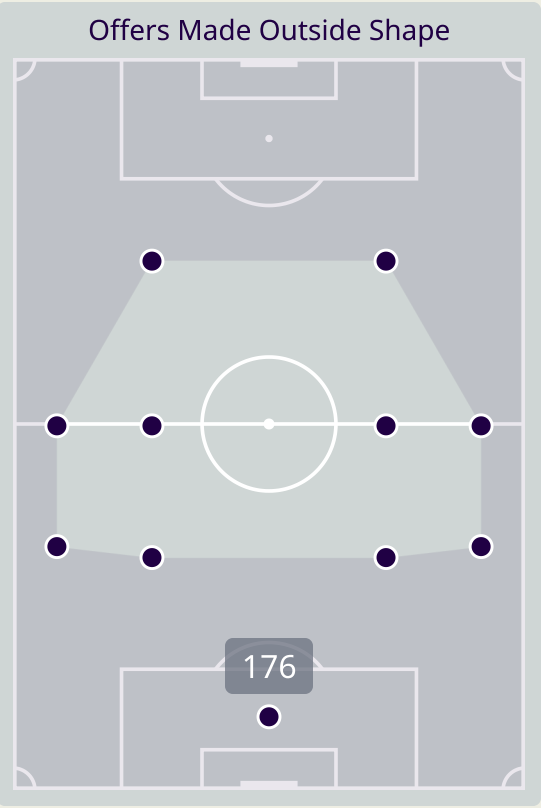
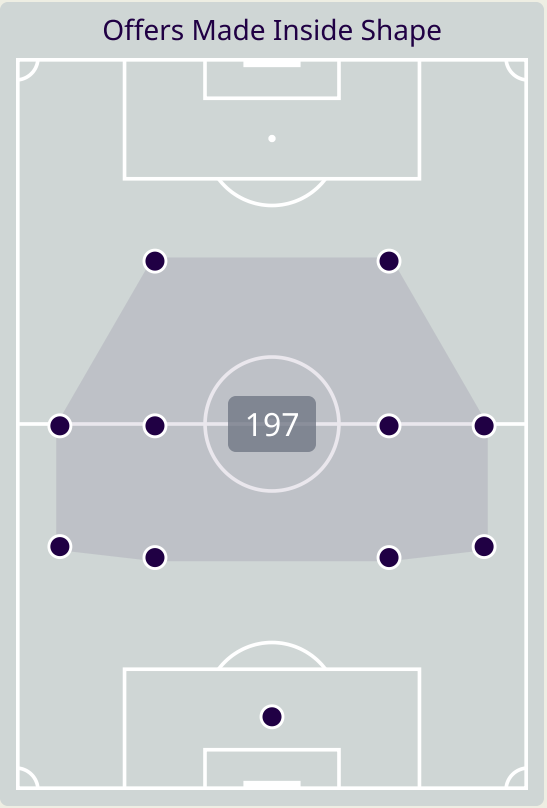
Offers Made in Final Third

170

Offers Made in Middle Third

41

Offers Made in Defensive Third



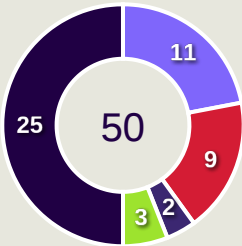
#	Player	Offers Made	Offers Received	% Made & Received
12	JALAL HASSAN	2	2	100%
3	HUSSEIN ALI	34	16	47.1%
4	SUAD NATIQ	30	18	60%
6	ALI ADNAN	13	7	53.8%
8	IBRAHIM BAYESH	42	16	38.1%
10	MOHANAD ALI	22	5	22.7%
11	ZIDANE IQBAL	55	15	27.3%
16	AMIR AL AMMARI	44	18	40.9%
17	ALI JASIM	39	15	38.5%
20	OSAMAH JABBAR	17	5	29.4%
23	MERCHAS DOSKI	15	5	33.3%
2	REBIN GHAREEB	1	0	0%
5	FRANS PUTROS	9	2	22.2%
7	YOUSSEF AMYN	16	2	12.5%
13	BASHAR RESAN	17	8	47.1%
18	AYMEN HUSSEIN	17	2	11.8%

Movement to Receive

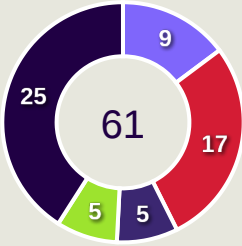


Movement Types by Phase

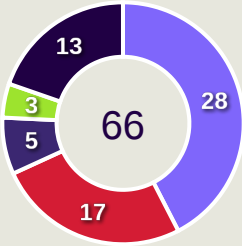
Final Third Phase



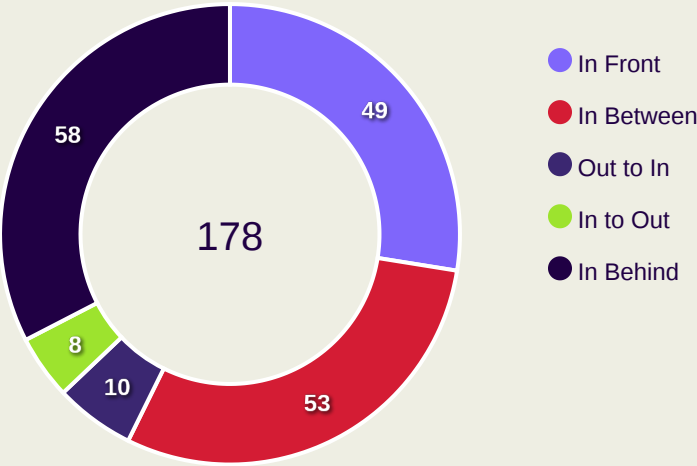
Progression Phase



Build Up Phase



All Movement Types

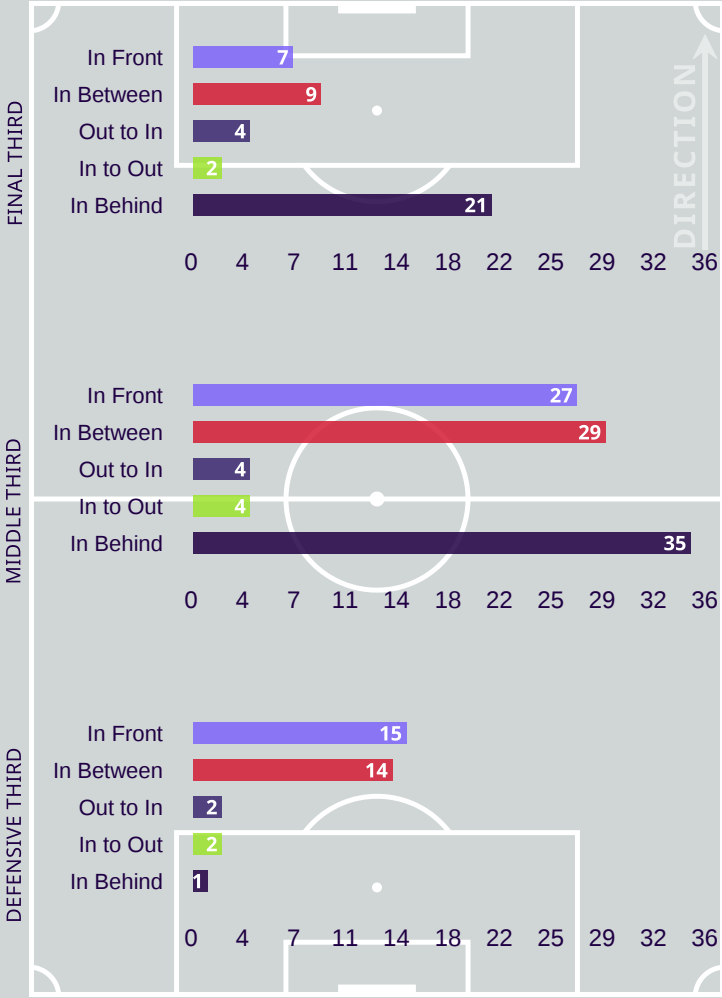


- In Front
- In Between
- Out to In
- In to Out
- In Behind

Top Ranked Players

Type	Player	Movements
In Front	24 JENNER Ivar	21
In Between	24 JENNER Ivar	14
Out to In	2 SAYURI Yakob	3
In to Out	7 FERDINAN Marselino	2
In Behind	7 FERDINAN Marselino	19

Movement Types Pitch Third

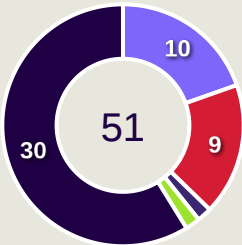


Movement to Receive

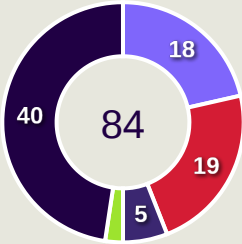


Movement Types by Phase

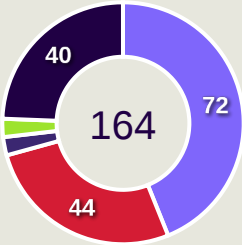
Final Third Phase



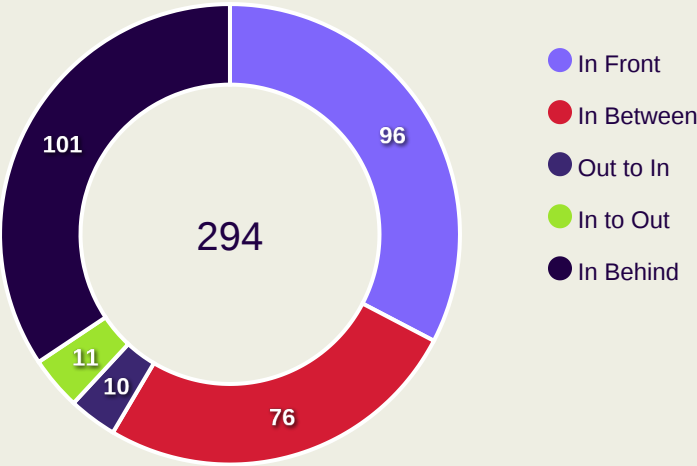
Progression Phase



Build Up Phase



All Movement Types

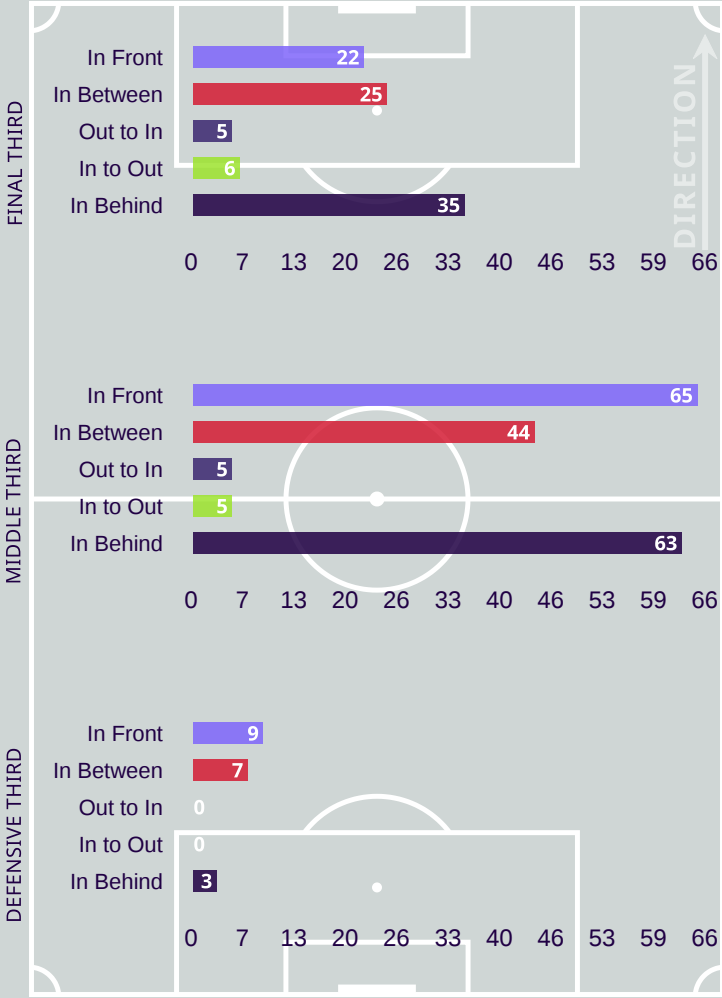


- In Front
- In Between
- Out to In
- In to Out
- In Behind

Top Ranked Players

Type	Player	Movements
In Front	16 AMIR AL AMMARI	23
In Between	11 ZIDANE IQBAL	18
Out to In	8 IBRAHIM BAYESH	2
In to Out	8 IBRAHIM BAYESH	4
In Behind	10 MOHANAD ALI	16

Movement Types Pitch Third



OUT OF POSSESSION



Indonesia v Iraq

Defensive Actions

62

Forced Turnovers

52

Possession Regained

8

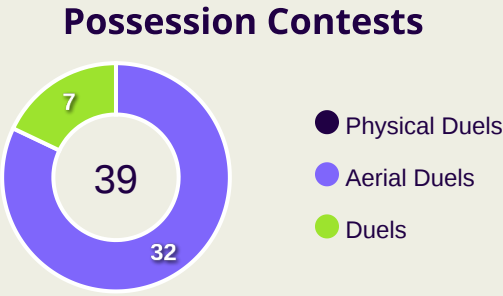
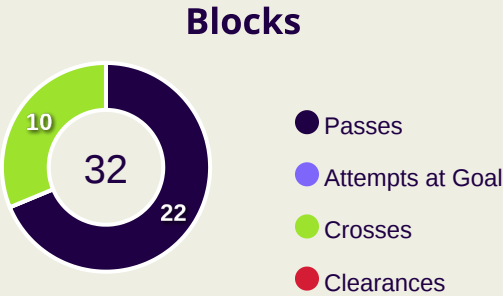
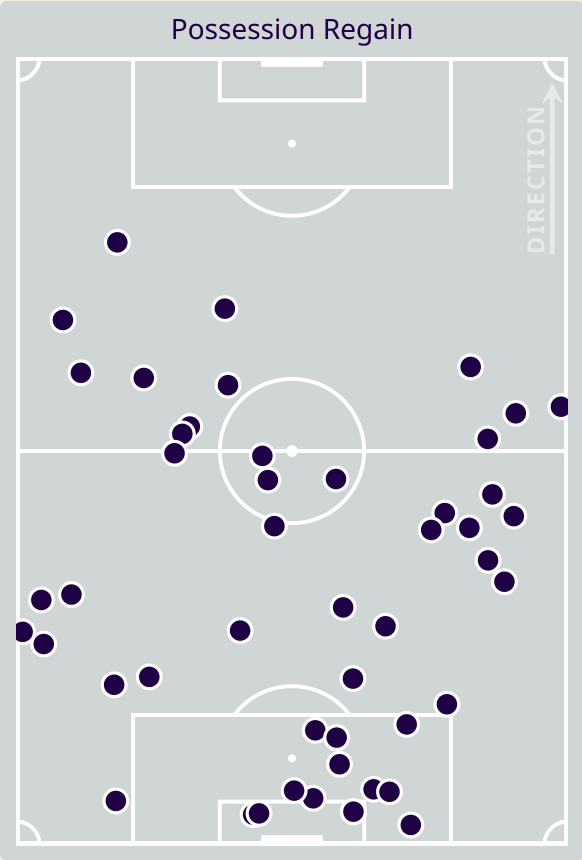
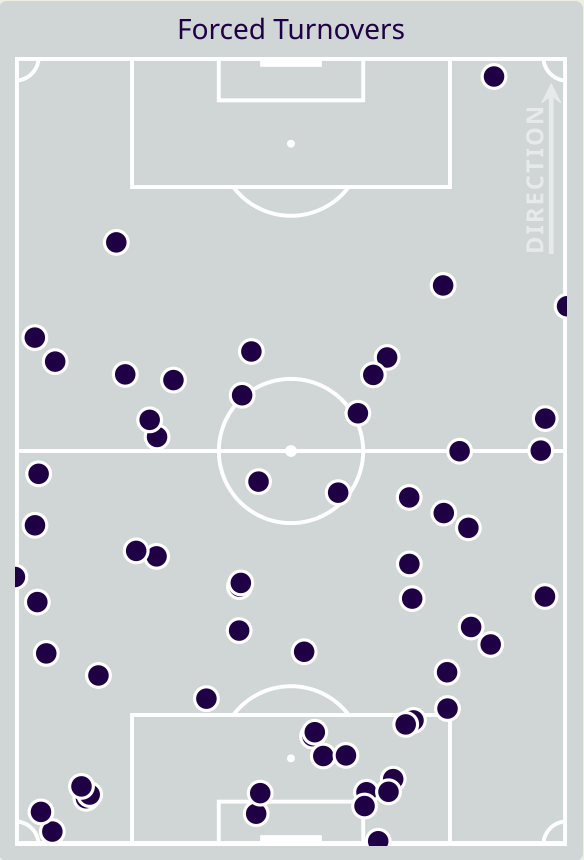
Interceptions

53

Tackles

2.09

Possession Actions / Defensive Action



Most Possession Regains

14

RIDHO Rizky
RIGHT BACK

Indonesia

#	Player	Total Possession Regains
21	ARI Ernando	5
2	SAYURI Yakob	3
3	BAGGOTT Elkan	3
4	AMAT Jordi	2
5	RIDHO Rizky	14
7	FERDINAN Marselino	3
11	STRUICK Rafael	0
12	ARHAN Pratama	6
14	MANGKUALAM Asnawi	0
24	JENNER Ivar	4
25	HUBNER Justin	6
6	WALSH Sandy	3
8	SULAEMAN Witan	1
9	DRAJAD Dimas	0
15	KAMBUAYA Ricky	1
23	KLOK Marc	1

Defensive Actions



56

Forced Turnovers

45

Possession Regained

3

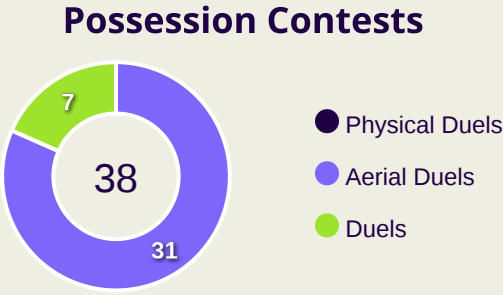
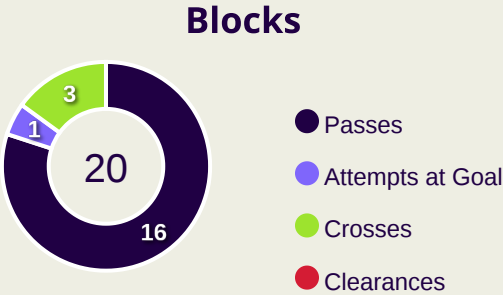
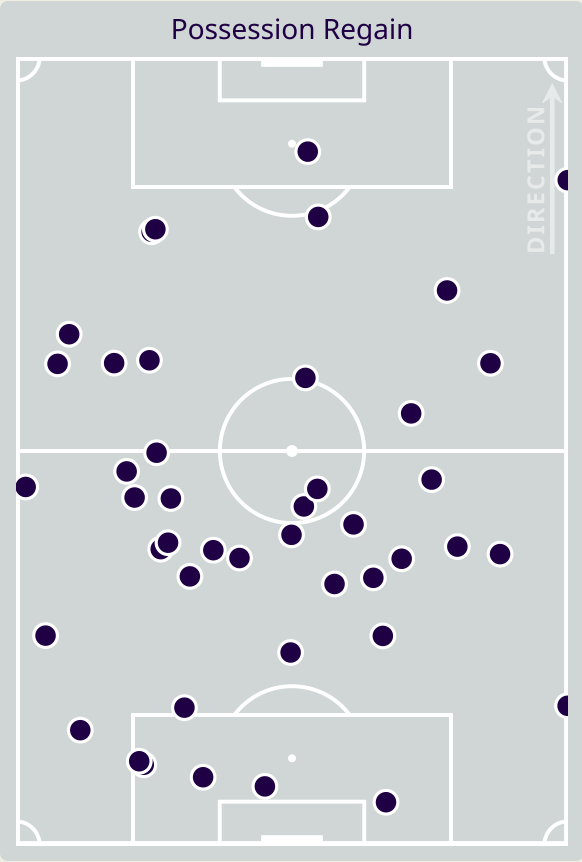
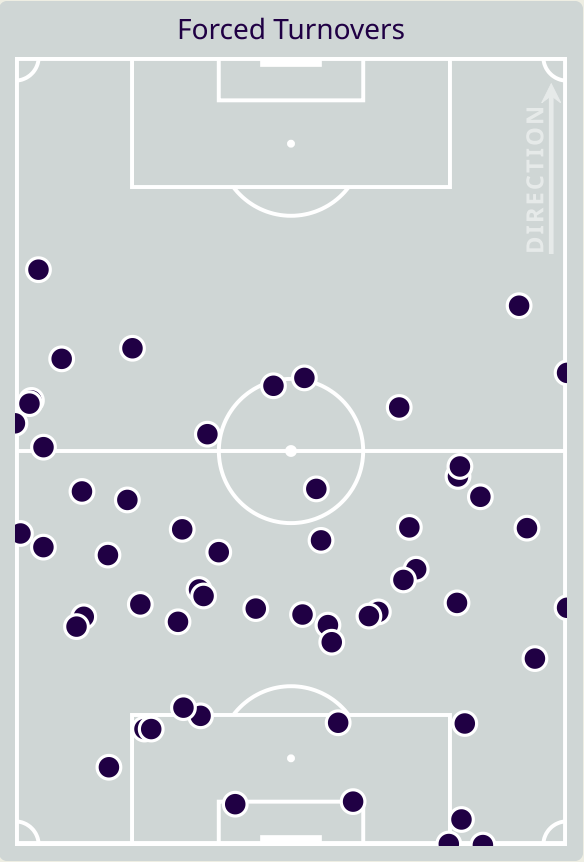
Interceptions

31

Tackles

6.44

Possession Actions / Defensive Action



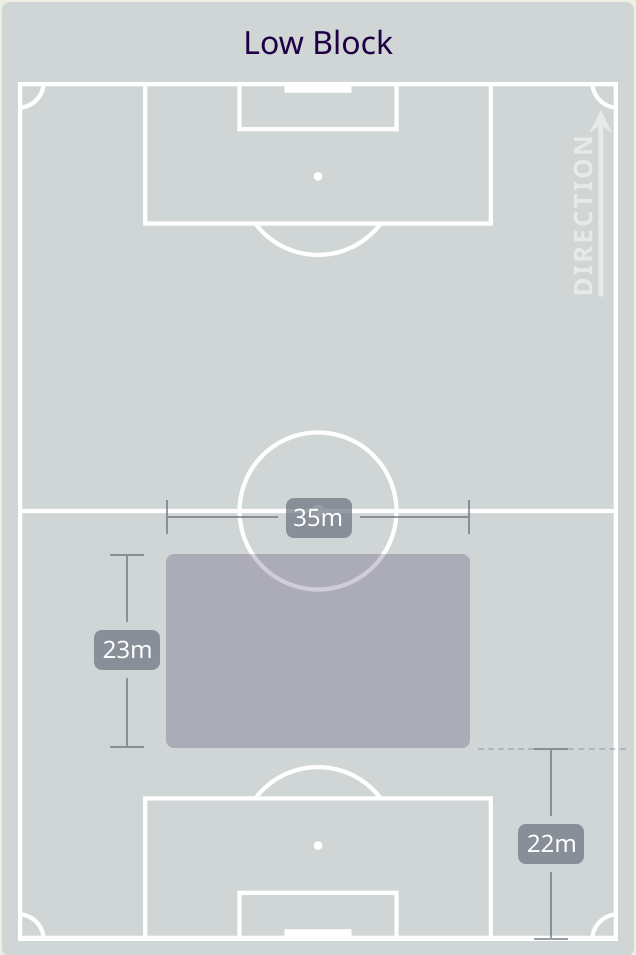
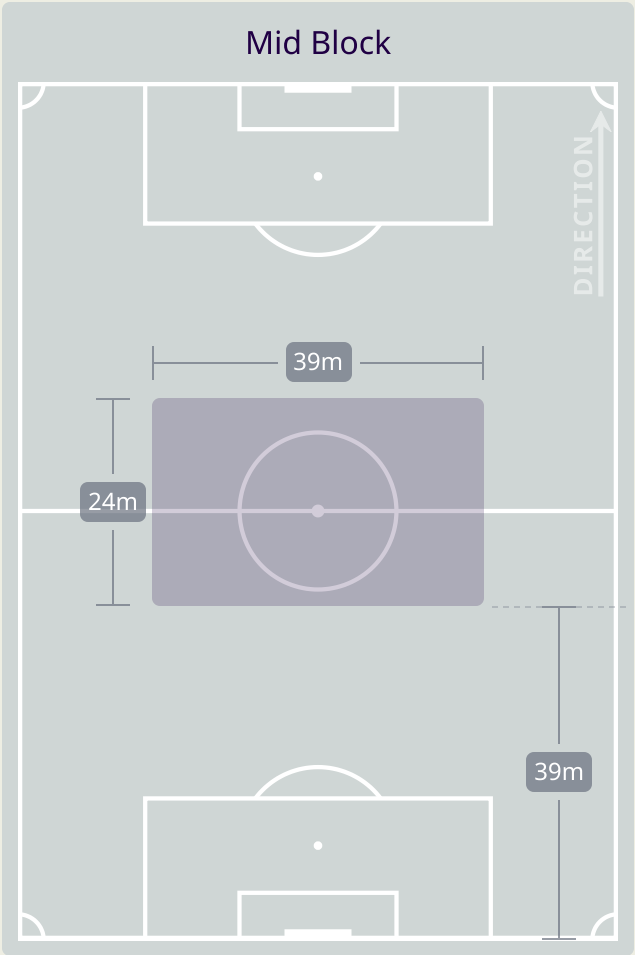
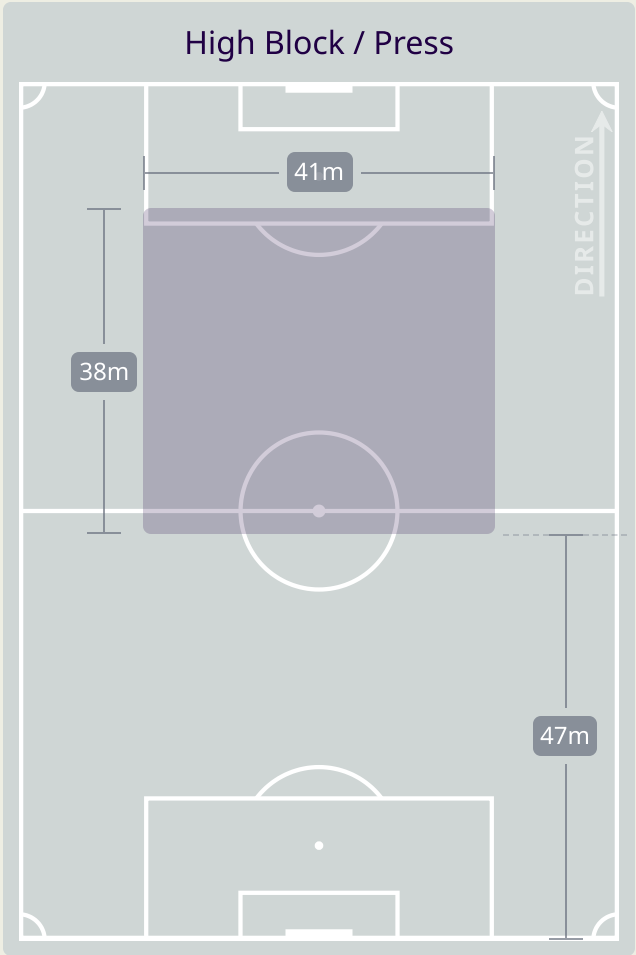
Most Possession Regains

9

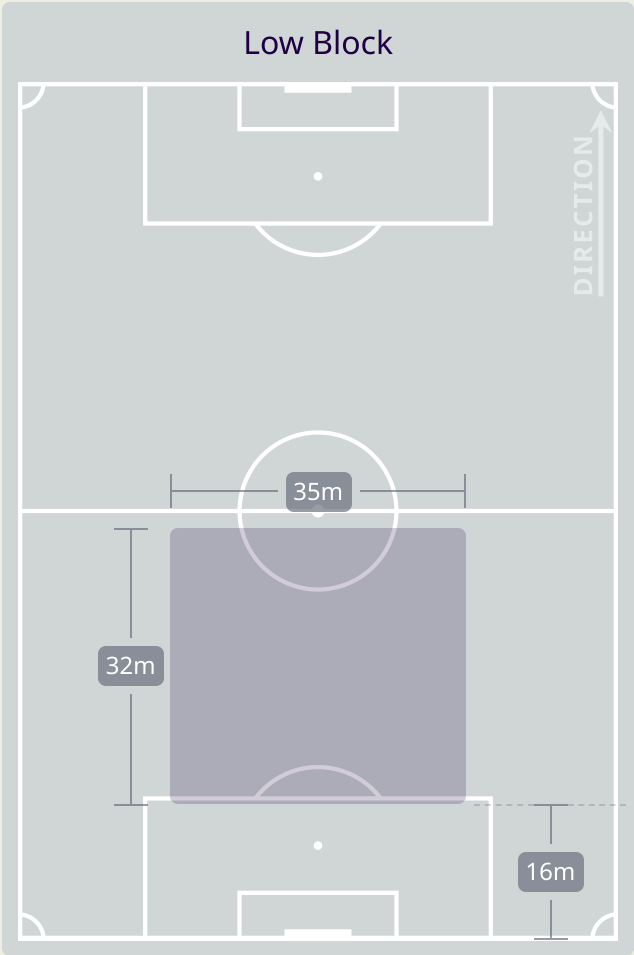
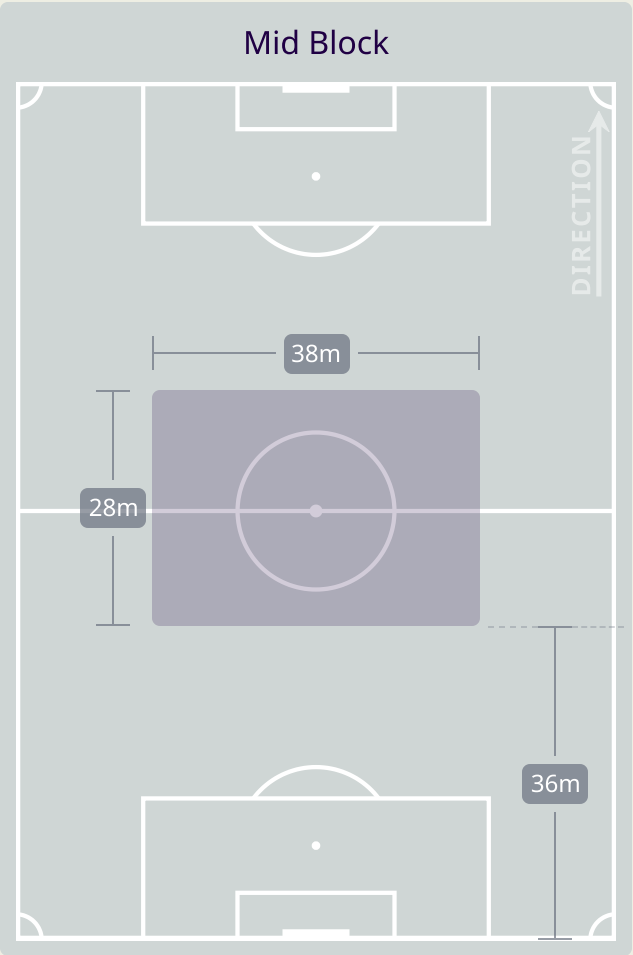
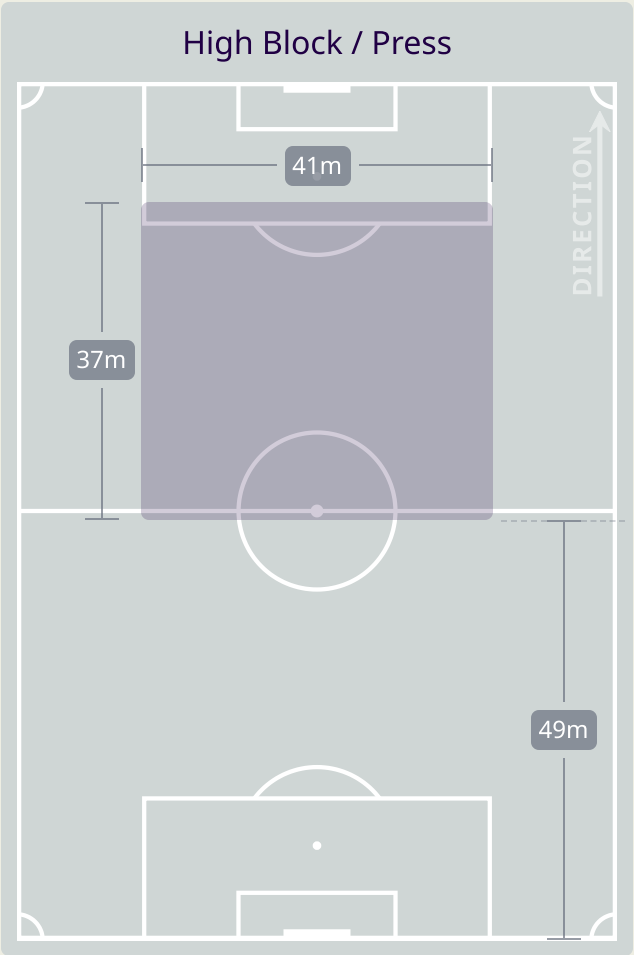
AMIR AL AMMARI
DEFENSIVE MIDFIELD CENTRE LEFT

#	Player	Total Possession Regains
12	JALAL HASSAN	3
3	HUSSEIN ALI	2
4	SUAD NATIQ	5
6	ALI ADNAN	4
8	IBRAHIM BAYESH	7
10	MOHANAD ALI	2
11	ZIDANE IQBAL	0
16	AMIR AL AMMARI	9
17	ALI JASIM	3
20	OSAMAH JABBAR	2
23	MERCHAS DOSKI	4
2	REBIN GHAREEB	0
5	FRANS PUTROS	2
7	YOUSSEF AMYN	0
13	BASHAR RESAN	0
18	AYMEN HUSSEIN	2

Defensive Line Height & Team Length



Defensive Line Height & Team Length



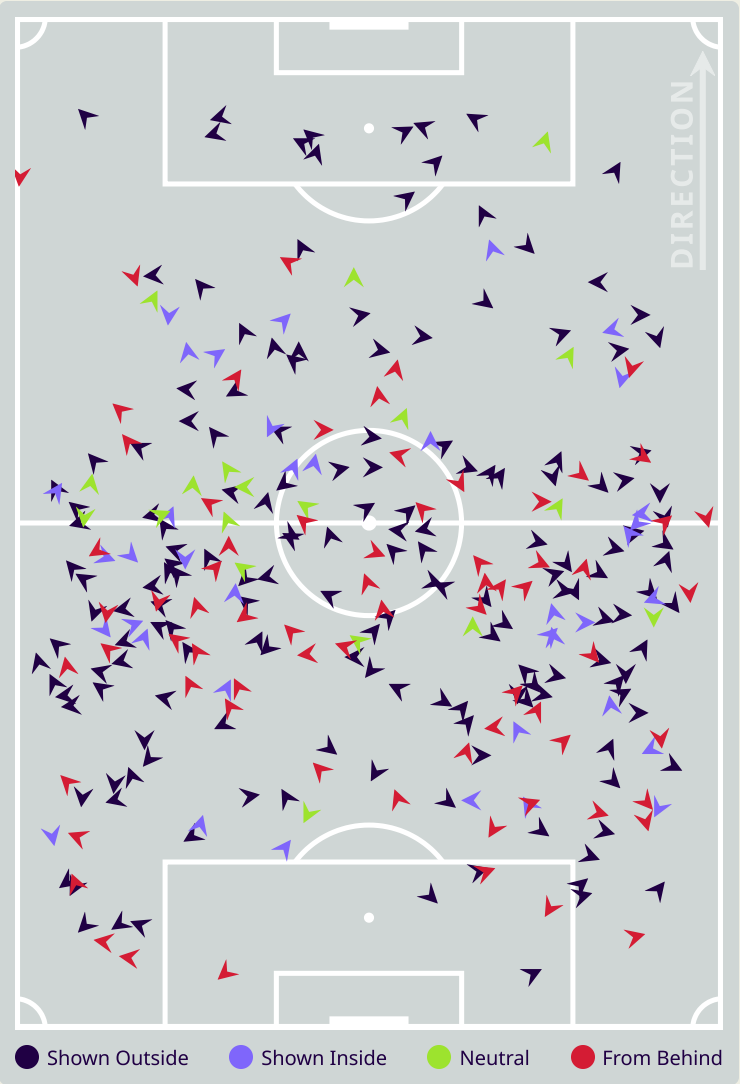
Defensive Pressure



Indonesia



Iraq



296	Total Pressures	146
69	Direct Pressures	35
1.57s	Avg Pressure Duration	1.12s
62	Forced Turnovers	56
11.43s	Ball Recovery Time	7.72s
123	Pushing on into Pressing	55
296	Pushing on	140
38	Pressing Direction Inside	31
168	Pressing Direction Outside	85

Most Direct Pressures

14

Ferdinan Marselino

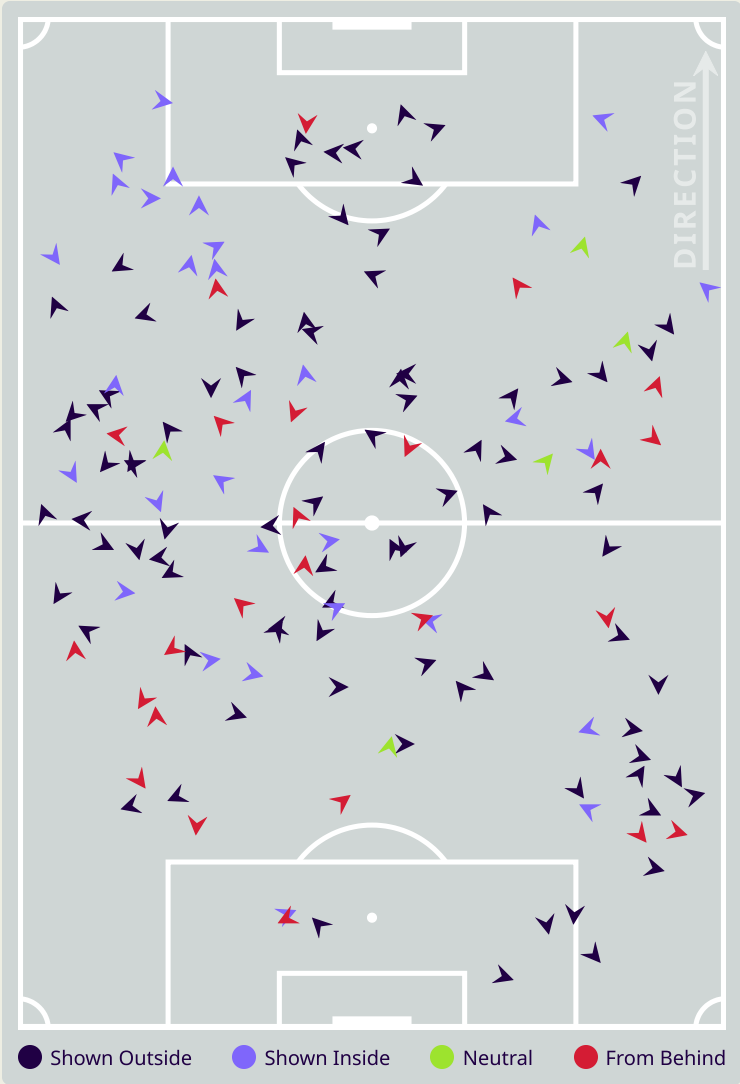
Left Winger

Most Direct Pressures

7

Amir Al Ammari

Defensive Midfield Centre Left



GOALKEEPING



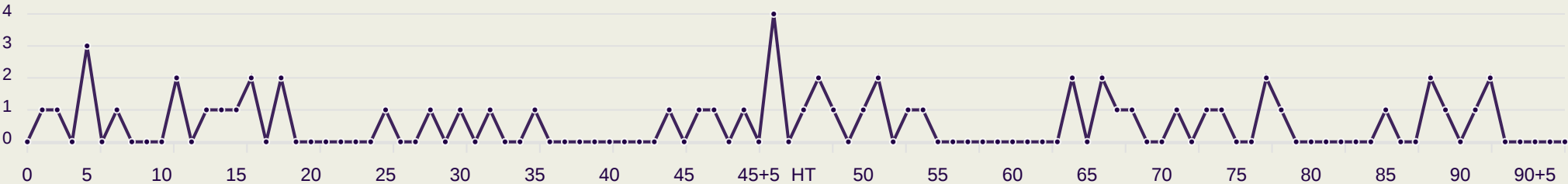
Indonesia v Iraq

Goalkeeping Involvement



Indonesia

Indonesia GK Involvement Timeline



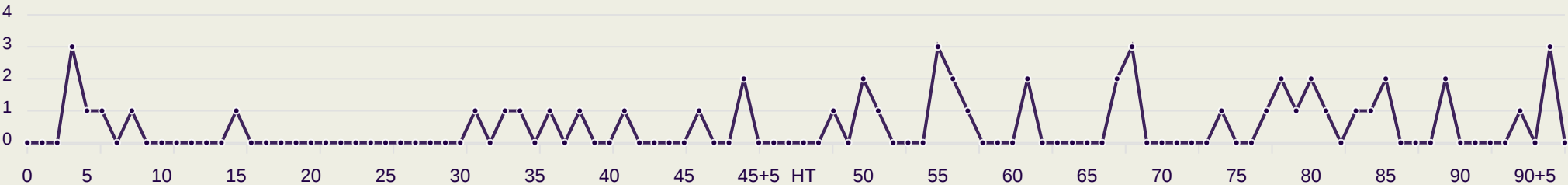
56

Total Involvements



Iraq

Iraq GK Involvement Timeline

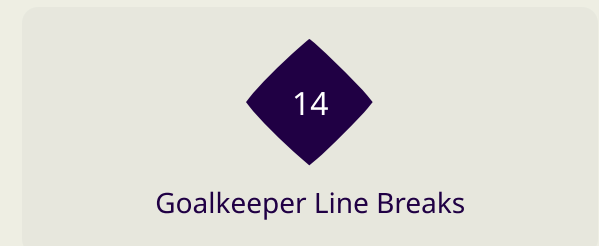
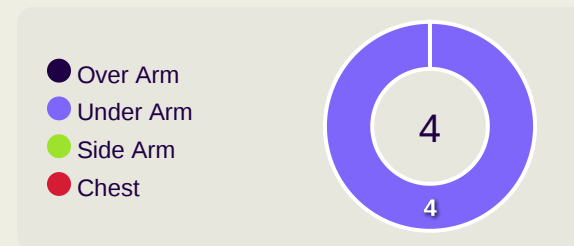
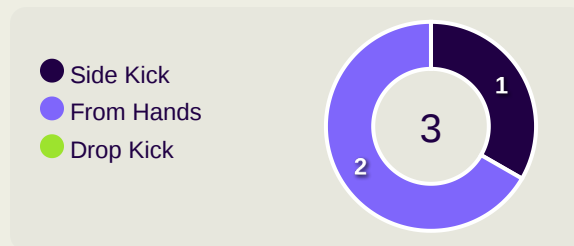
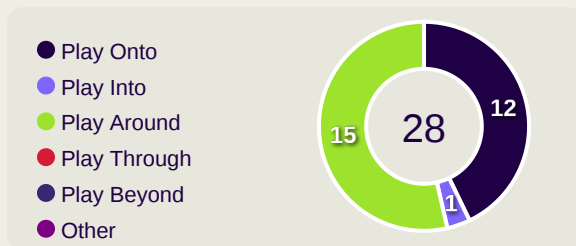
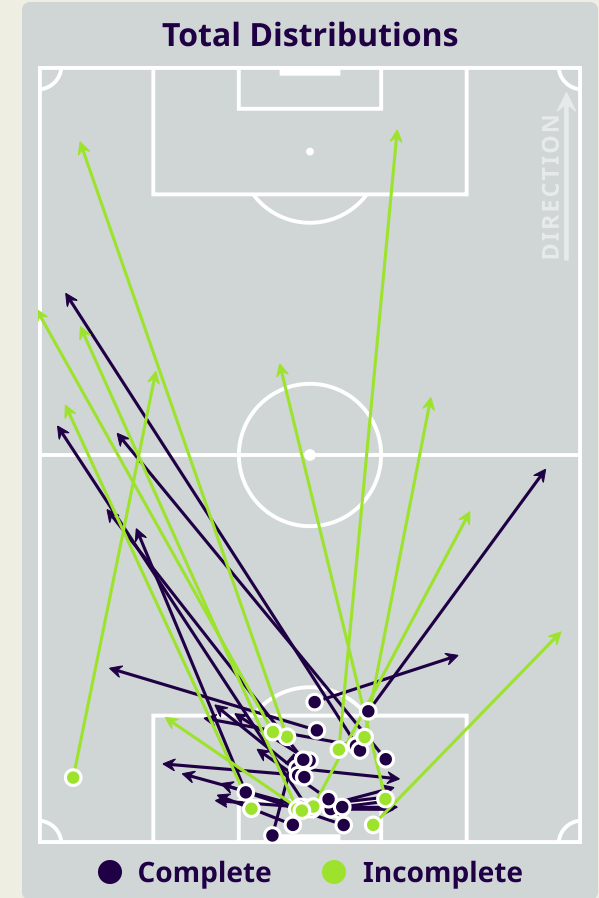
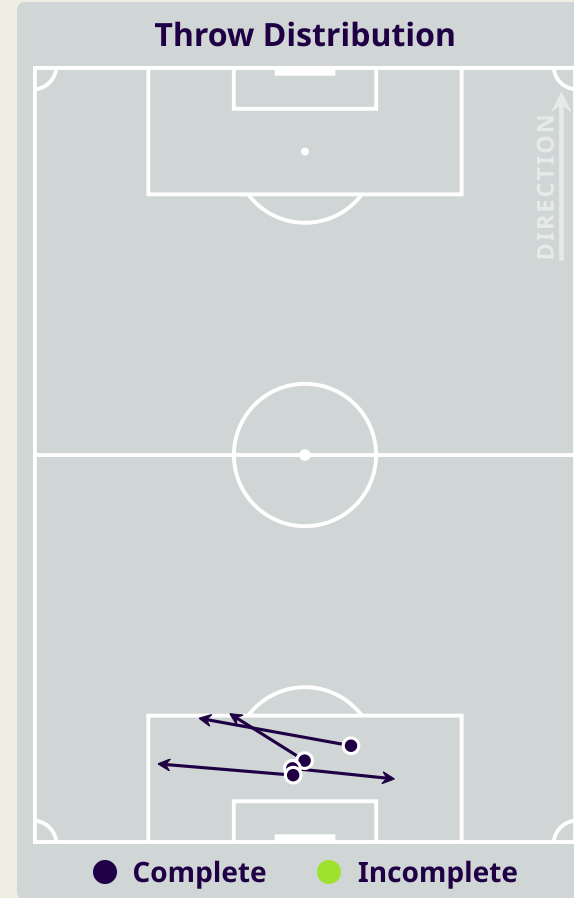
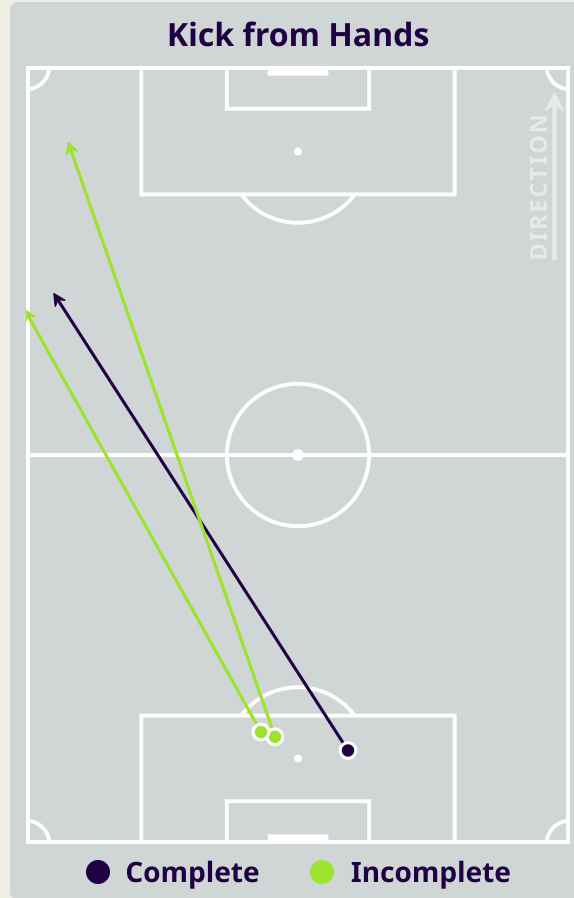
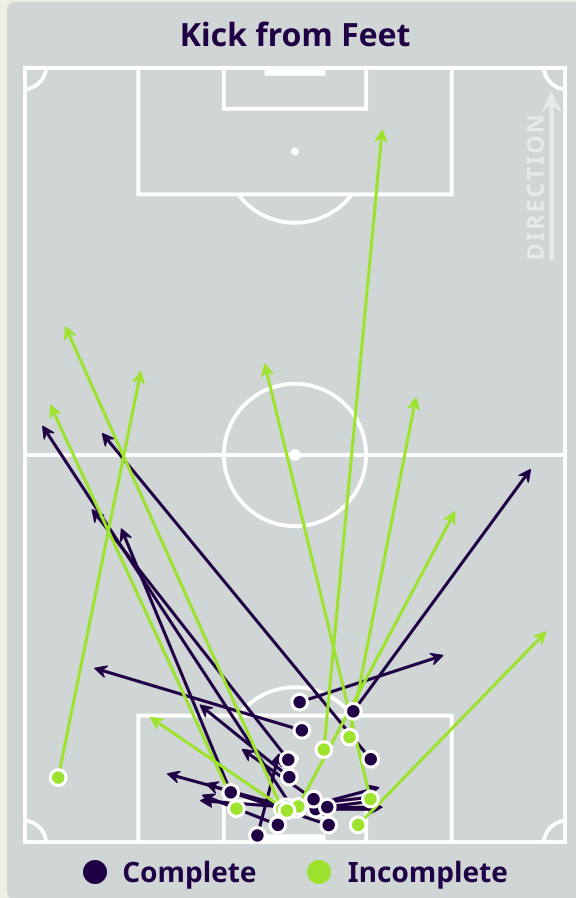


54

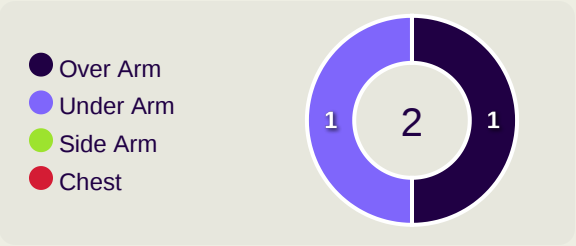
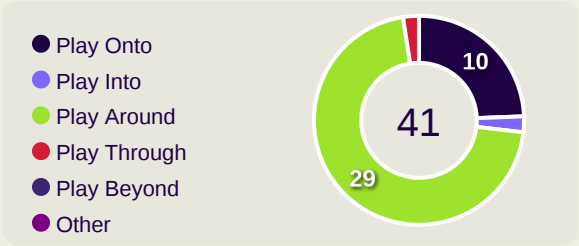
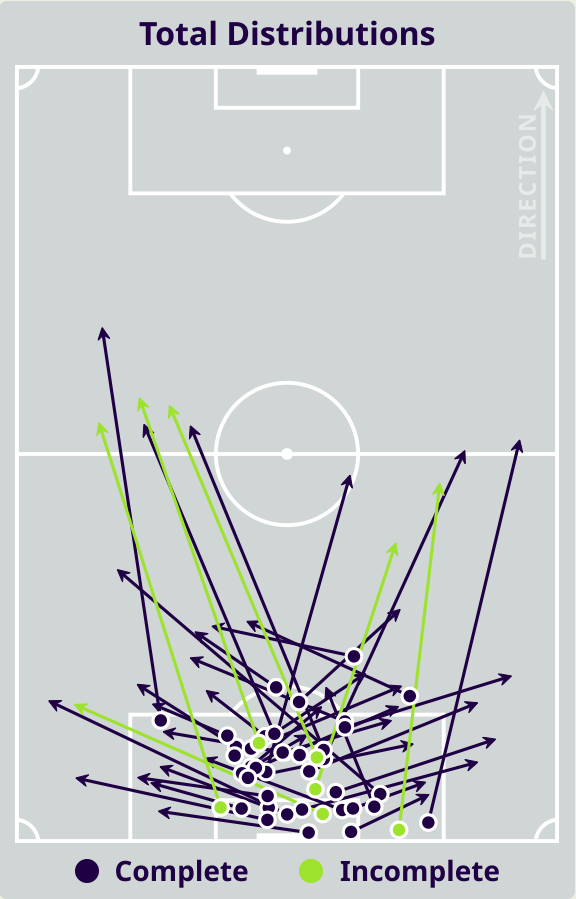
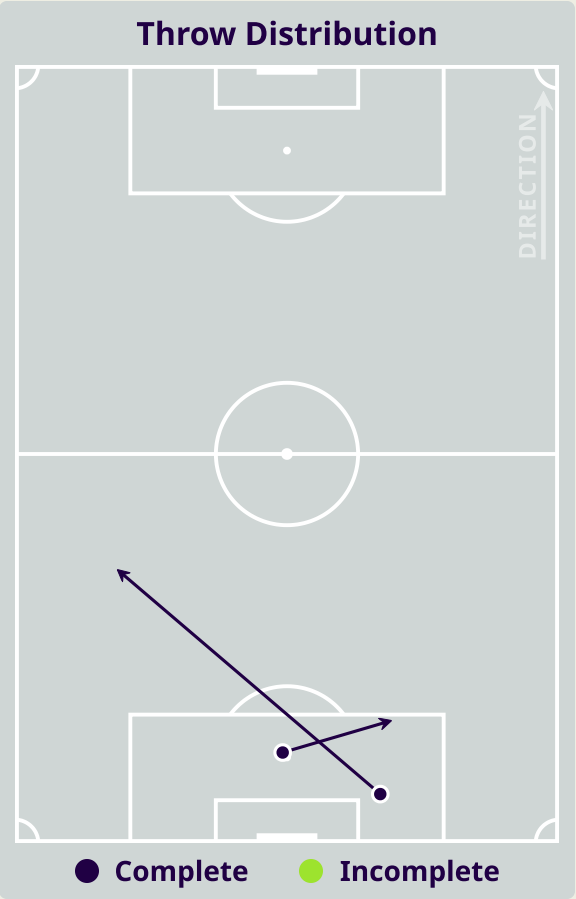
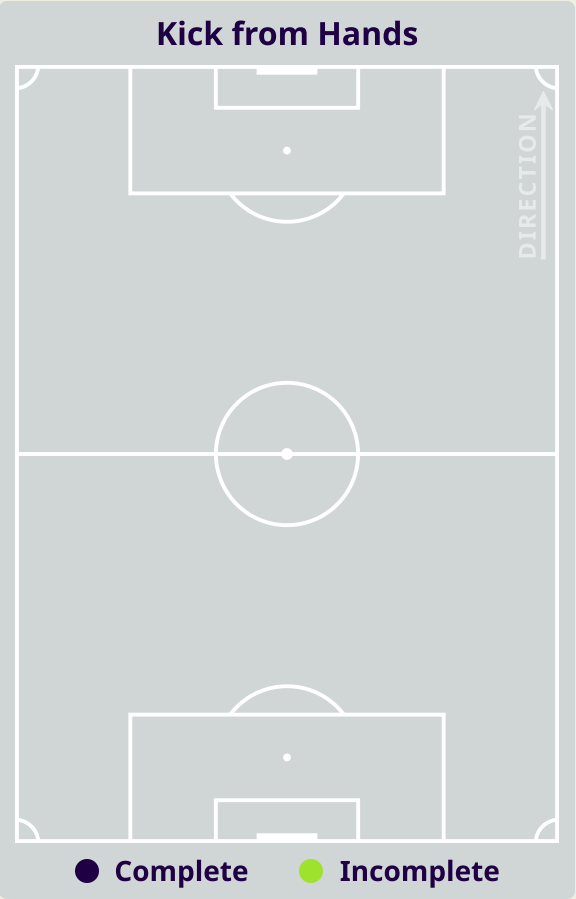
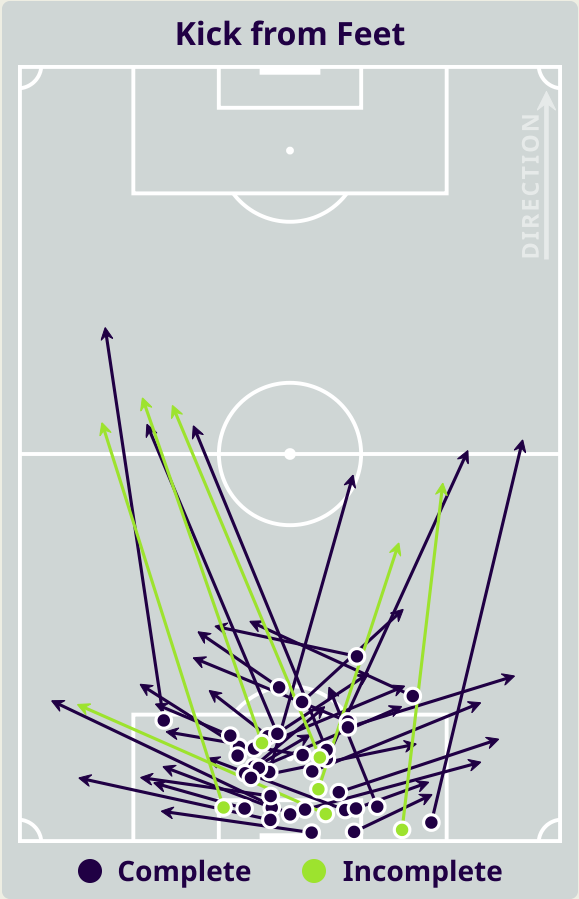
Total Involvements

Goalkeeping Distribution

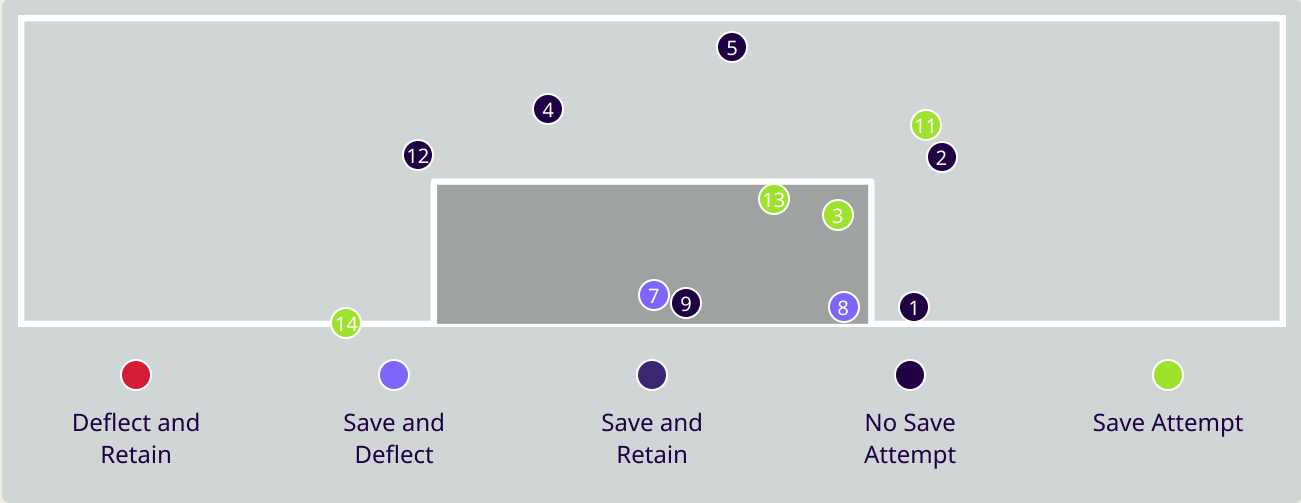
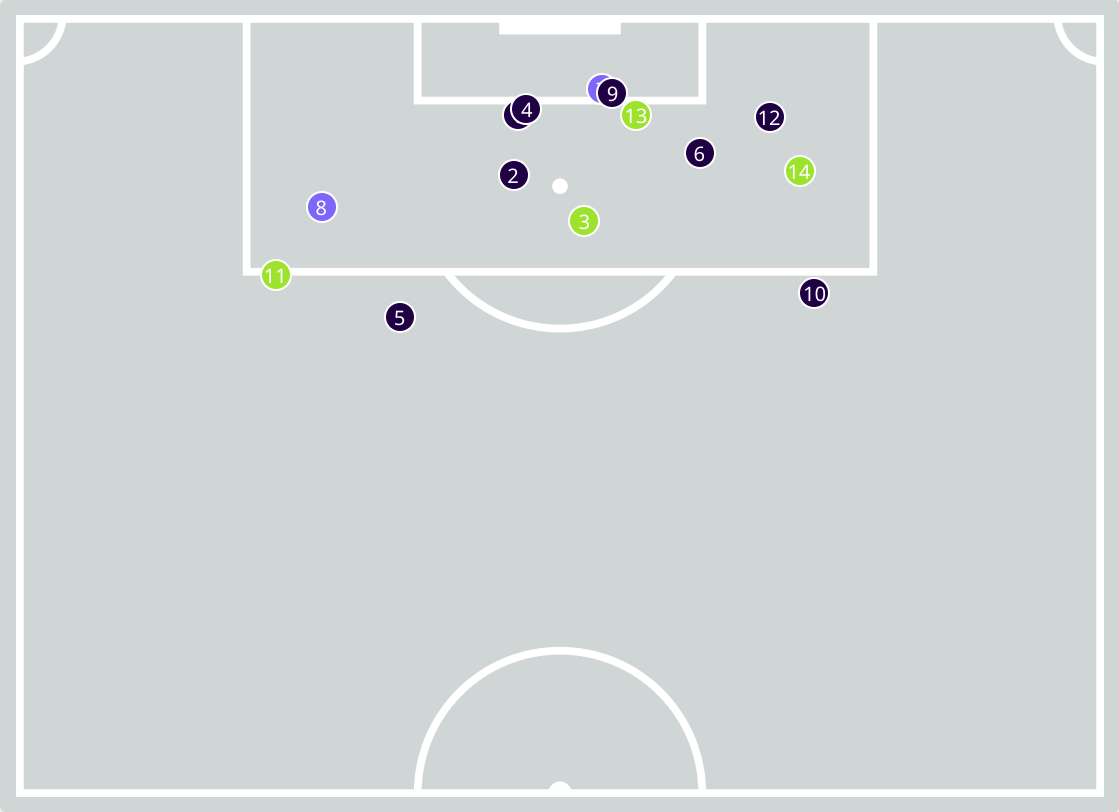
Indonesia 



Goalkeeping Distribution



Goal Prevention

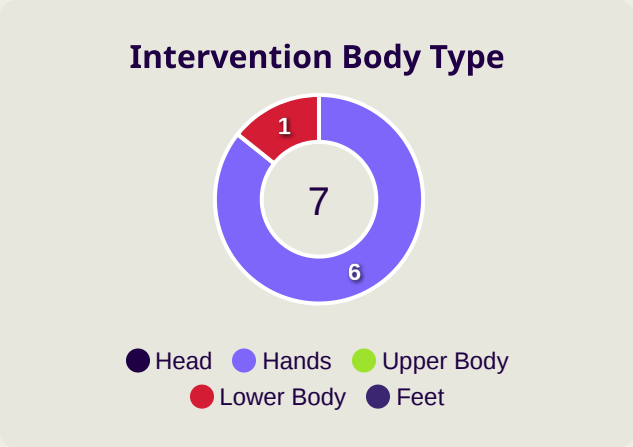
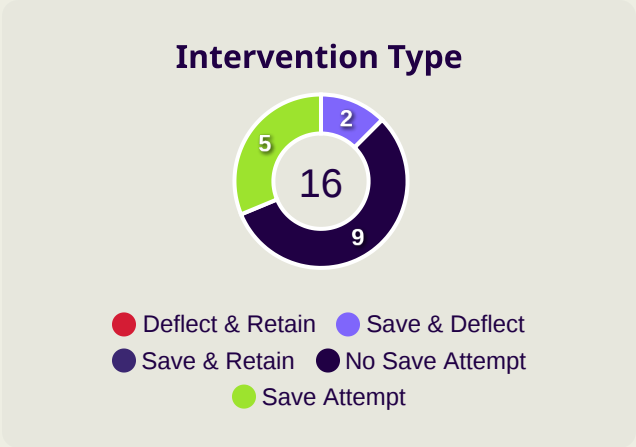


16

Total Attempts on Goal Faced

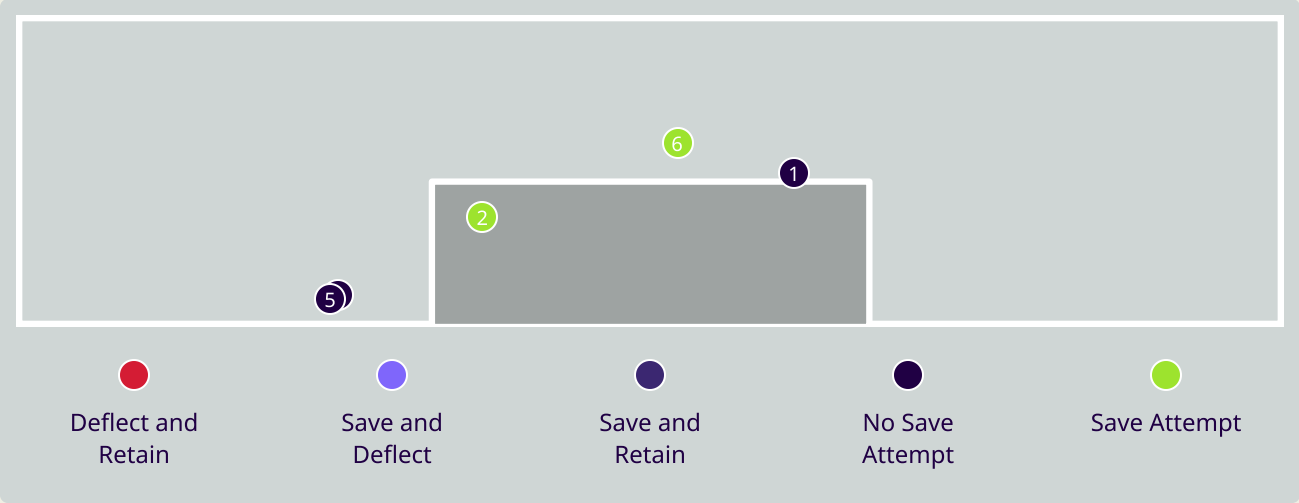
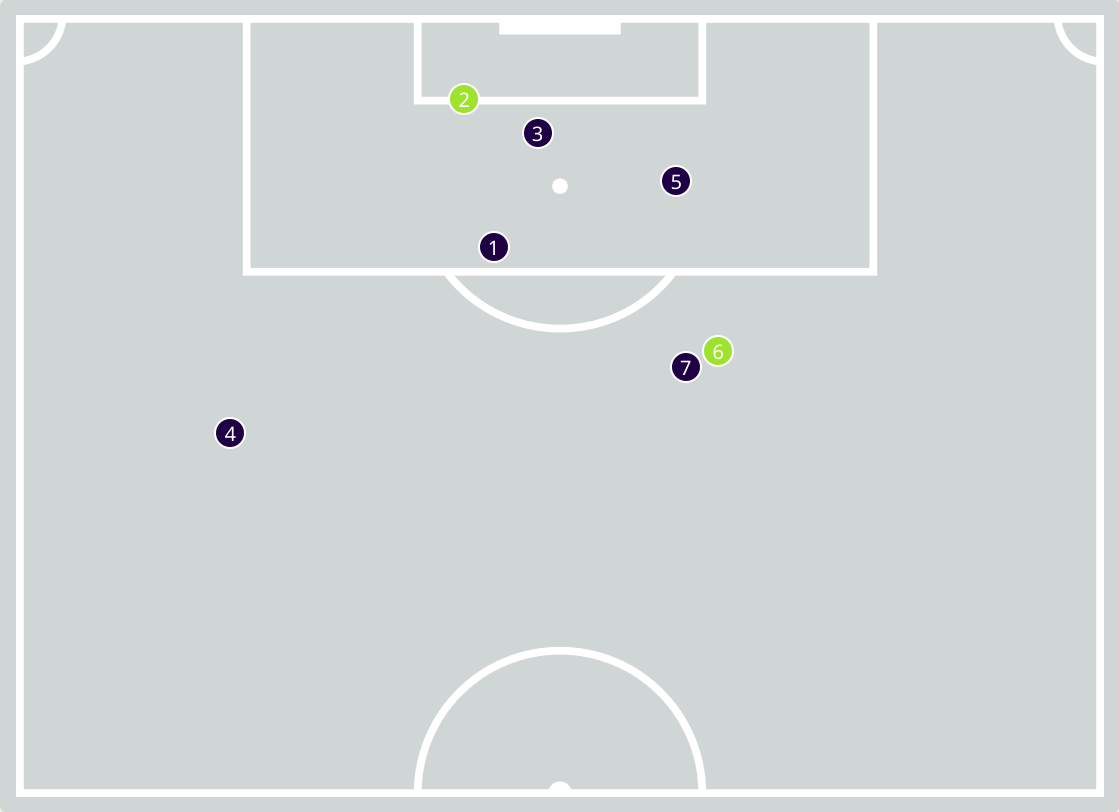
25

Save %

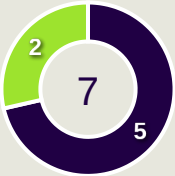


Total Attempts on Goal Faced	Total Goal Interventions	Save & Retain	Deflect & Retain	Save & Deflect	Save Attempt	No Save Attempt
16	2	0	0	2	5	9

Goal Prevention

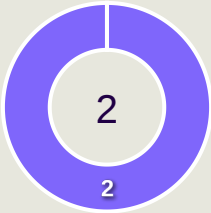


Intervention Type



- Deflect & Retain
- Save & Deflect
- Save & Retain
- No Save Attempt
- Save Attempt

Intervention Body Type



- Head
- Hands
- Upper Body
- Lower Body
- Feet

7

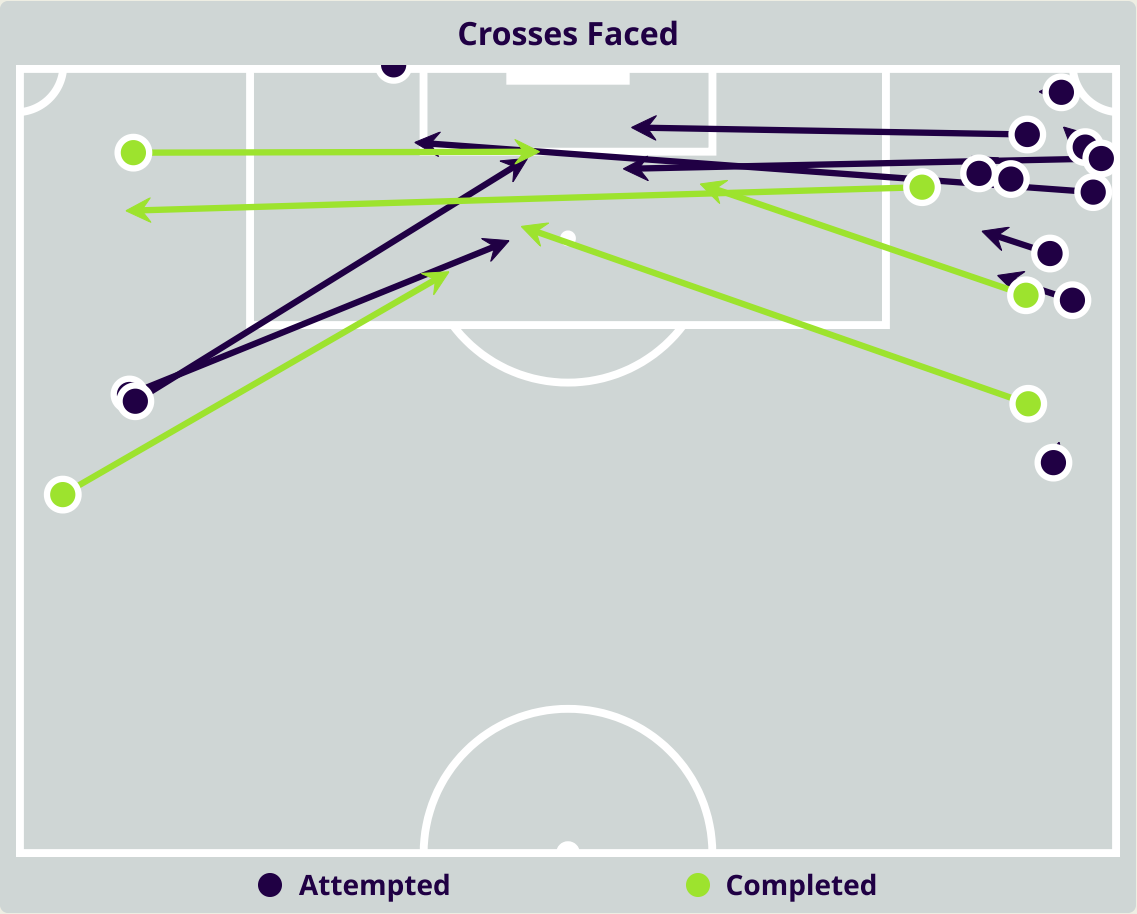

Total Attempts on Goal Faced

0

Save %

Total Attempts on Goal Faced	Total Goal Interventions	Save & Retain	Deflect & Retain	Save & Deflect	Save Attempt	No Save Attempt
7	0	0	0	0	2	5

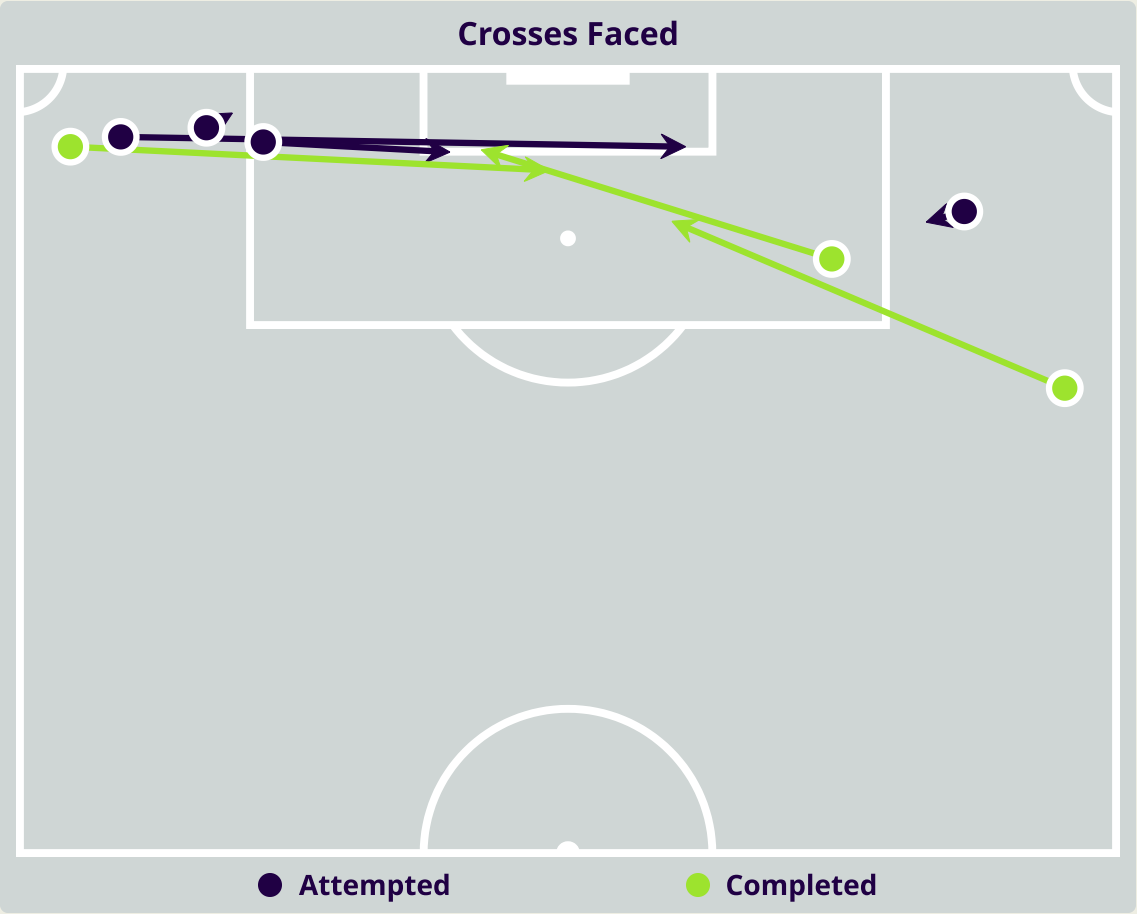

Aerial Control



Delivery Types Faced

Total	In Swing	Out Swing	Driven	Lofted	Cutback	Push
24	5	13	2	1	1	2

Aerial Control



Delivery Types Faced

Total	In Swing	Out Swing	Driven	Lofted	Cutback	Push
11	3	4	1	1	0	2

SET PLAYS



Indonesia v Iraq

Set Plays



Free Kicks	
Type	Total
Direct	4
Direct (on target)	0
Direct (off target)	0
Indirect	4

Indonesia



Corners			
Delivery Type	From Left Side	From Right Side	Total
Direct to Area	2	1	3
Short	1	0	1

Edge of Penalty Area	0	0	0
----------------------	---	---	---

Corners	
Delivery Style	Total
Inswing	3
Outswing	0
Driven	0

Set Plays



Free Kicks	
Type	Total
Direct	13
Direct (on target)	0
Direct (off target)	0
Indirect	1

Corners			
Delivery Type	From Left Side	From Right Side	Total
Direct to Area	2	2	4
Short	0	0	0
Edge of Penalty Area	0	0	0

Corners	
Delivery Style	Total
Inswing	2
Outswing	2
Driven	0

INDIVIDUAL DATA IN POSSESSION



Indonesia v Iraq

In Possession - Distributions



#	Player	Passes Attempted	Passes Completed	Pass Completion %	Switches of Play	Crosses Attempted	Crosses Completed	Line Breaks Attempted	Line Breaks Completed	Line Break Completion %	Ball Progressions	Take Ons	Step Ins	Attempts at Goal	Goals
21	ARI Ernando	35	24	69%	1	0	0	14	5	35%	0	0	0	0	0
2	SAYURI Yakob	23	16	70%	0	1	1	8	6	75%	4	3	1	3	0
3	BAGGOTT Elkan	17	14	82%	0	0	0	5	3	60%	0	0	0	0	0
4	AMAT Jordi	31	29	94%	0	0	0	9	7	77%	2	1	1	0	0
5	RIDHO Rizky	25	20	80%	1	0	0	7	6	85%	1	0	1	0	0
7	FERDINAN Marselino	21	17	81%	0	1	0	1	1	100%	1	1	0	2	1
11	STRUICK Rafael	12	8	67%	0	1	0	0	0	0%	0	0	0	2	0
12	ARHAN Pratama	22	15	68%	0	2	1	8	3	37%	0	0	0	0	0
14	MANGKUALAM Asnawi	18	9	50%	0	0	0	9	3	33%	0	0	0	0	0
24	JENNER Ivar	31	24	77%	0	0	0	15	10	66%	0	0	0	0	0
25	HUBNER Justin	30	27	90%	0	1	0	10	7	70%	2	1	1	0	0
6	WALSH Sandy	6	4	67%	0	0	0	2	1	50%	0	0	0	0	0
8	SULAEMAN Witan	12	8	67%	0	2	2	4	2	50%	1	1	0	0	0
9	DRAJAD Dimas	4	3	75%	0	0	0	0	0	0%	0	0	0	0	0
15	KAMBUAYA Ricky	13	13	100%	0	1	0	4	4	100%	0	0	0	0	0
23	KLOK Marc	14	8	57%	0	2	0	3	0	0%	0	0	0	0	0

In Possession - Offers & Receptions



			Offer movement types						
#	Player	Total Offers	In Front	In Between	Out to In	In to Out	In Behind	No Movement	Offers Received
21	ARI Ernando	4	0	0	0	0	0	4	2
2	SAYURI Yakob	33	2	4	3	1	12	11	7
3	BAGGOTT Elkan	3	1	0	0	0	0	2	1
4	AMAT Jordi	10	2	2	0	0	0	6	4
5	RIDHO Rizky	9	3	0	0	0	0	6	4
7	FERDINAN Marselino	32	3	5	1	2	19	2	13
11	STRUICK Rafael	18	1	3	1	2	8	3	3
12	ARHAN Pratama	29	4	1	2	0	8	14	6
14	MANGKUALAM Asnawi	8	0	0	0	0	1	7	2
24	JENNER Ivar	41	21	14	1	1	1	3	13
25	HUBNER Justin	19	7	6	0	0	1	5	5
6	WALSH Sandy	6	2	1	1	0	1	1	3
8	SULAEMAN Witan	12	0	7	0	1	4	0	3
9	DRAJAD Dimas	2	0	1	0	0	1	0	0
15	KAMBUAYA Ricky	4	2	0	0	0	1	1	4
23	KLOK Marc	13	1	9	1	1	1	0	6

In Possession - Distributions



#	Player	Passes Attempted	Passes Completed	Pass Completion %	Switches of Play	Crosses Attempted	Crosses Completed	Line Breaks Attempted	Line Breaks Completed	Line Break Completion %	Ball Progressions	Take Ons	Step Ins	Attempts at Goal	Goals
12	JALAL HASSAN	43	37	86%	1	0	0	13	8	61%	0	0	0	0	0
3	HUSSEIN ALI	46	37	80%	1	8	2	12	9	75%	2	0	2	0	0
4	SUAD NATIQ	112	105	94%	2	0	0	19	16	84%	0	0	0	0	0
6	ALI ADNAN	84	78	93%	0	4	1	11	6	54%	1	0	1	0	0
8	IBRAHIM BAYESH	38	34	89%	0	4	0	6	5	83%	1	0	1	0	0
10	MOHANAD ALI	5	3	60%	0	0	0	1	0	0%	1	1	0	4	1
11	ZIDANE IQBAL	28	27	96%	1	0	0	5	5	100%	6	4	2	0	0
16	AMIR AL AMMARI	60	47	78%	2	0	0	17	9	52%	1	0	1	1	0
17	ALI JASIM	49	38	78%	1	5	2	12	7	58%	2	1	1	4	0
20	OSAMAH JABBAR	36	34	94%	1	0	0	8	8	100%	0	0	0	3	1
23	MERCHAS DOSKI	64	52	81%	1	2	1	16	8	50%	2	1	1	0	0
2	REBIN GHAREEB	8	6	75%	0	0	0	2	2	100%	0	0	0	0	0
5	FRANS PUTROS	6	5	83%	0	0	0	1	1	100%	0	0	0	0	0
7	YOUSSEF AMYN	4	3	75%	0	0	0	1	0	0%	1	1	0	1	0
13	BASHAR RESAN	13	8	62%	0	1	0	3	2	66%	4	3	1	0	0
18	AYMEN HUSSEIN	7	4	57%	0	0	0	1	1	100%	1	0	1	1	1

In Possession - Offers & Receptions



			Offer movement types						
#	Player	Total Offers	In Front	In Between	Out to In	In to Out	In Behind	No Movement	Offers Received
12	JALAL HASSAN	2	0	0	0	0	0	2	2
3	HUSSEIN ALI	34	13	2	0	0	9	10	16
4	SUAD NATIQ	30	6	1	0	0	0	23	18
6	ALI ADNAN	13	3	0	0	0	0	10	7
8	IBRAHIM BAYESH	42	8	4	2	4	13	11	16
10	MOHANAD ALI	22	0	4	0	1	16	1	5
11	ZIDANE IQBAL	55	21	18	2	0	8	6	15
16	AMIR AL AMMARI	44	23	16	1	1	2	1	18
17	ALI JASIM	39	5	14	2	2	14	2	15
20	OSAMAH JABBAR	17	11	4	0	0	1	1	5
23	MERCHAS DOSKI	15	1	1	0	0	11	2	5
2	REBIN GHAREEB	1	0	0	0	0	0	1	0
5	FRANS PUTROS	9	4	4	1	0	0	0	2
7	YOUSSEF AMYN	16	1	1	0	1	8	5	2
13	BASHAR RESAN	17	0	3	1	2	7	4	8
18	AYMEN HUSSEIN	17	0	4	1	0	12	0	2

INDIVIDUAL DATA OUT OF POSSESSION



Indonesia v Iraq

Out of Possession

Indonesia

#	Player	Tackles Made / Won	Blocks	Interceptions	Pressing Direct	Pressing Indirect	Duels Won - Aerial	Duels Won - Physical	Possession Contests won	Clearances	Loose Ball Receptions	Pushing On	Pushing On into Pressing	Possession Regains	Possession Interrupted
21	ARI Ernando	0 / 0	0	0	0	0	0	0	0	1	1	0	0	5	0
2	SAYURI Yakob	5 / 0	2	1	8	28	2	0	2	4	5	35	14	3	3
3	BAGGOTT Elkan	2 / 0	1	1	4	3	2	0	3	7	1	20	4	3	7
4	AMAT Jordi	2 / 0	4	0	2	9	0	0	0	8	3	16	6	2	8
5	RIDHO Rizky	12 / 3	2	1	11	8	2	0	2	8	2	23	6	14	5
7	FERDINAN Marselino	13 / 1	4	0	14	30	0	0	1	0	7	32	21	3	6
11	STRUICK Rafael	1 / 0	0	0	1	37	2	0	2	1	4	23	19	0	1
12	ARHAN Pratama	3 / 0	7	1	5	20	1	0	1	1	7	33	10	6	3
14	MANGKUALAM Asnawi	0 / 0	2	0	2	2	0	0	0	2	2	7	2	0	2
24	JENNER Ivar	5 / 2	3	1	4	26	0	0	1	2	11	35	10	4	6
25	HUBNER Justin	6 / 0	3	3	9	26	3	0	3	4	5	30	11	6	4
6	WALSH Sandy	1 / 0	0	0	2	1	1	0	1	1	1	2	1	3	0
8	SULAEMAN Witan	1 / 0	1	0	3	14	0	0	0	0	3	14	8	1	0
9	DRAJAD Dimas	1 / 0	1	0	0	5	0	0	0	0	0	2	1	0	1
15	KAMBUAYA Ricky	0 / 0	1	0	1	10	0	0	0	0	2	12	6	1	0
23	KLOK Marc	1 / 0	1	0	3	8	0	0	0	0	2	12	4	1	1

Out of Possession



#	Player	Tackles Made / Won	Blocks	Interceptions	Pressing Direct	Pressing Indirect	Duels Won - Aerial	Duels Won - Physical	Possession Contests won	Clearances	Loose Ball Receptions	Pushing On	Pushing On into Pressing	Possession Regains	Possession Interrupted
12	JALAL HASSAN	0 / 0	0	0	0	0	0	0	0	0	0	0	0	3	0
3	HUSSEIN ALI	1 / 0	1	0	1	5	2	0	2	1	3	15	4	2	0
4	SUAD NATIQ	2 / 0	2	0	4	4	0	0	0	6	11	9	2	5	4
6	ALI ADNAN	2 / 0	3	0	2	4	1	0	2	7	10	7	2	4	4
8	IBRAHIM BAYESH	4 / 0	5	2	4	12	2	0	3	2	7	9	5	7	4
10	MOHANAD ALI	3 / 1	0	0	2	10	1	0	1	0	3	4	3	2	1
11	ZIDANE IQBAL	2 / 0	0	0	1	5	0	0	1	1	6	12	2	0	2
16	AMIR AL AMMARI	7 / 0	3	0	7	10	1	0	2	2	8	19	5	9	3
17	ALI JASIM	2 / 0	1	1	1	23	1	0	1	1	7	17	12	3	1
20	OSAMAH JABBAR	1 / 0	0	0	3	6	1	0	1	3	12	9	3	2	1
23	MERCHAS DOSKI	3 / 1	4	0	3	6	3	0	3	2	7	12	4	4	5
2	REBIN GHAREEB	0 / 0	0	0	0	0	1	0	1	0	1	3	0	0	0
5	FRANS PUTROS	1 / 1	1	0	1	4	0	0	0	0	2	4	2	2	0
7	YOUSSEF AMYN	1 / 0	0	0	1	7	0	0	0	0	2	6	3	0	0
13	BASHAR RESAN	0 / 0	1	0	3	6	0	0	0	1	3	9	5	0	1
18	AYMEN HUSSEIN	2 / 0	0	0	2	9	5	0	5	4	1	5	3	2	2

INDIVIDUAL DATA PHYSICAL



Indonesia v Iraq

#	Player	Total Distance (m)	Zone 1: 0-7 km/h (m)	Zone 2: 7-15 km/h (m)	Zone 3: 15-20 km/h (m)	Zone 4: 20-25 km/h (m)	Zone 5: 25+ km/h (m)	High Speed Runs (Zone 4)	Sprints (Zone 5)	Top Speed (km/h)
21	ARI Ernando	4807.2	3879.3	815.5	83.3	18.4	10.5	4.0	2.0	25.4
2	SAYURI Yakob	12972.7	3635.1	5897.6	1992.7	939.9	507.5	124.0	27.0	32.2
3	BAGGOTT Elkan	8934.4	2763.3	4418.4	1233.0	369.5	150.2	46.0	10.0	31.6
4	AMAT Jordi	10303.1	3767.5	4634.1	1224.1	538.5	139.0	63.0	9.0	30.4
5	RIDHO Rizky	9208.1	3511.1	4048.3	1047.8	437.5	163.4	64.0	15.0	30.3
7	FERDINAN Marselino	12284.0	3883.0	4874.0	2116.9	1034.1	376.0	130.0	26.0	31.4
11	STRUICK Rafael	9769.0	2948.6	4541.7	1285.2	661.6	331.9	87.0	24.0	32.4
12	ARHAN Pratama	11744.9	4176.6	4466.4	1959.6	915.5	226.8	104.0	18.0	31.4
14	MANGKUALAM Asnawi	5471.7	1891.4	2527.2	613.7	352.1	87.3	36.0	7.0	31.6
24	JENNER Ivar	10730.6	2982.0	4335.7	2402.2	929.8	80.9	83.0	9.0	30.0
25	HUBNER Justin	11844.9	3899.1	5143.2	1799.5	694.3	308.8	100.0	23.0	33.5
6	WALSH Sandy	1249.3	367.6	564.1	227.3	75.6	14.6	8.0	2.0	27.8
8	SULAEMAN Witan	6353.7	1951.9	2850.1	1071.9	317.5	162.3	45.0	10.0	34.8
9	DRAJAD Dimas	2728.6	708.4	1318.8	480.9	205.6	15.0	24.0	2.0	29.3
15	KAMBUAYA Ricky	2966.5	592.0	1521.1	654.6	181.0	17.8	20.0	3.0	26.8
23	KLOK Marc	3134.9	623.2	1463.0	775.1	273.5	0	24.0	0	24.8

#	Player	Total Distance (m)	Zone 1: 0-7 km/h (m)	Zone 2: 7-15 km/h (m)	Zone 3: 15-20 km/h (m)	Zone 4: 20-25 km/h (m)	Zone 5: 25+ km/h (m)	High Speed Runs (Zone 4)	Sprints (Zone 5)	Top Speed (km/h)
12	JALAL HASSAN	5577.3	4228.6	1269.0	76.7	3.1	0	1.0	0	22.0
3	HUSSEIN ALI	11698.8	4524.9	4576.8	1711.8	600.3	285.1	73.0	18.0	31.9
4	SUAD NATIQ	11088.1	4077.0	5410.6	1096.0	341.7	162.9	50.0	13.0	29.0
6	ALI ADNAN	10514.8	4229.2	4032.9	1644.0	498.7	110.0	54.0	11.0	31.0
8	IBRAHIM BAYESH	11690.6	4433.4	4655.2	1682.4	682.7	236.9	85.0	17.0	32.2
10	MOHANAD ALI	6599.5	3110.3	2148.4	698.2	387.7	255.0	63.0	19.0	33.7
11	ZIDANE IQBAL	7943.4	2767.3	3510.0	1287.3	334.2	44.6	33.0	4.0	29.6
16	AMIR AL AMMARI	10829.7	4126.4	4215.8	1637.0	671.1	179.4	81.0	14.0	30.1
17	ALI JASIM	13333.5	3621.4	5722.9	2440.6	1139.3	409.3	122.0	23.0	31.4
20	OSAMAH JABBAR	9147.2	2955.7	4321.3	1394.0	365.7	110.5	41.0	6.0	29.8
23	MERCHAS DOSKI	12623.8	4161.0	5397.2	1787.1	872.2	406.3	106.0	29.0	31.5
2	REBIN GHAREEB	1016.9	303.9	509.2	146.2	39.2	18.4	6.0	1.0	27.4
5	FRANS PUTROS	1249.8	312.3	574.6	265.0	90.7	7.2	10.0	1.0	26.0
7	YOUSSEF AMYN	3390.4	908.0	1421.9	678.8	245.5	136.3	31.0	8.0	31.2
13	BASHAR RESAN	4453.0	1321.5	1762.0	725.8	521.6	122.0	52.0	10.0	30.9
18	AYMEN HUSSEIN	4174.2	1728.2	1398.4	608.4	250.4	188.8	37.0	12.0	31.2



AFC
ASIAN CUP
QATAR 2023™