



AFC
ASIAN CUP
QATAR 2023™



Lebanon 0 - 0 China PR

Group A - Match 13
17 January 2024
14:30 Kick Off
Al Thumama Stadium

POST MATCH SUMMARY REPORT

Match Summary - Teams



Lebanon



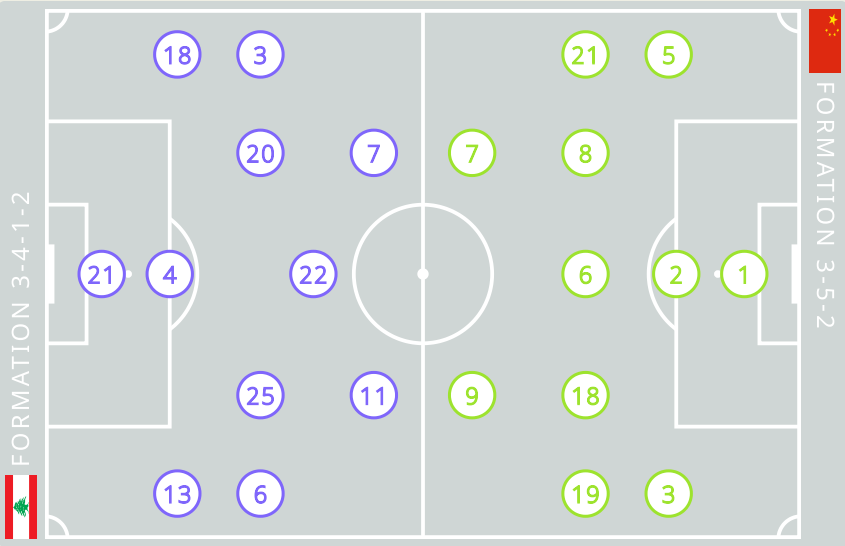
China PR

STARTING

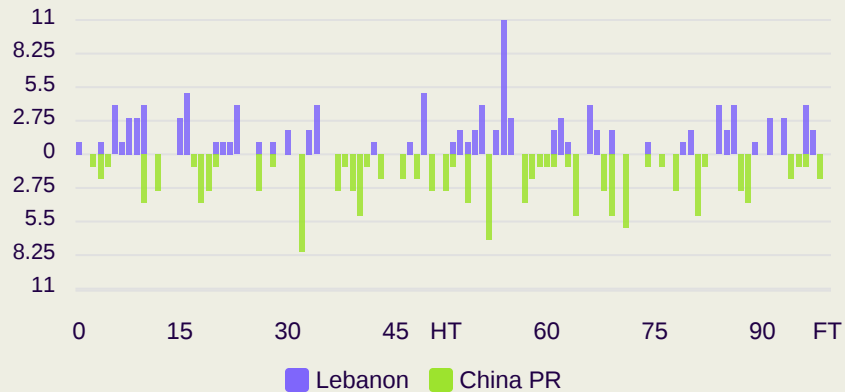
21	GK	MATAR Mostafa	
3	DF	SABRA Maher	
4	DF	MANSOUR Nour	↓ 18'
6	DF	ZEIN Hussein	
7	MF	MAATOUK Hassan (C)	↓ 71'
11	FW	CHAABAN Omar	↓ 90+3'
13	DF	KHAMIS Khalil	
18	DF	EL ZEIN Kassem	
20	MF	TNEICH Ali	
22	MF	JRADI Bassel	
25	MF	SROUR Hasan	↓ 90+3'

SUBSTITUTES

1	GK	KHALIL Mehdi	
23	GK	SABEH Ali	
2	MF	EL HINDI Yahya	
5	DF	NASSAR Nassar	
8	MF	SAAD Hassan	
9	FW	ALHELWE Hilal	↑ 90+3'
10	MF	HAIDAR Mohamad	↑ 71'
12	DF	MELKI Robert	↑ 18'
14	MF	DHAINI Mouhammed	
15	MF	AYOUB Jihad	
16	MF	SHOUR Walid	↑ 90+3'
17	MF	AL HAJ Ali	
19	FW	KURI Daniel	
24	MF	BITAR Gabriel	
26	DF	CHAITOU Hassan	



Distribution in the Final Third



STARTING

	YAN Junling	GK	1	
	JIANG Guangtai	DF	2	
	ZHU Chenjie	DF	3	
	(C) ZHANG Linpeng	DF	5	
	WANG Shangyuan	MF	6	
↓ 66'	WU Lei	FW	7	
↓ 71'	XU Xin	MF	8	
↓ 66' 29'	ZHANG Yuning	FW	9	
	DAI Waijun	MF	18	
	LIU Yang	DF	19	
↓ 71'	LIU Bin Bin	MF	21	

SUBSTITUTES

	JIAN Tao	GK	12	
	WANG Dalei	GK	14	
	LIU Dianzuo	GK	25	
	LI Lei	DF	4	
↑ 71'	XIE Pengfei	MF	10	
↑ 66'	TAN Long	FW	11	
	XU Haofeng	DF	13	
↑ 71'	WU Xi	MF	15	
	GAO Tianyi	MF	16	
	CHEN Pu	MF	17	
	WEI Shihao	MF	20	
	WU Shaocong	DF	22	
↑ 66'	LIN Liangming	DF	23	
	JIANG Shenglong	DF	24	
	WANG Qiuming	MF	26	

Match Summary - Key Statistics



Lebanon



China PR



Possession			
Total	<div><div>34.7%</div><div>17%</div><div>48.3%</div></div>		Total
0	Goals		0
12 (6)	Attempts at Goal (On Target)		15 (7)
301 (226)	Total Passes (Complete)		434 (363)
75 %	Pass Completion %		84 %
66	Completed Line Breaks		89
6	Defensive Line Breaks		9
87	Receptions in the Final Third		97
9	Crosses		25
9	Ball Progressions		24
211 (53)	Defensive Pressures Applied (Direct Pressures)		134 (43)
67	Forced Turnovers		40
72	Second Balls		78
112.4 km	Total Distance Covered		113.2 km
5.2 km	Zone 4 – Low Speed Sprinting: 20-25 km/h		4.4 km



Lebanon

Phases of Play

China PR



IN POSSESSION



OUT OF POSSESSION



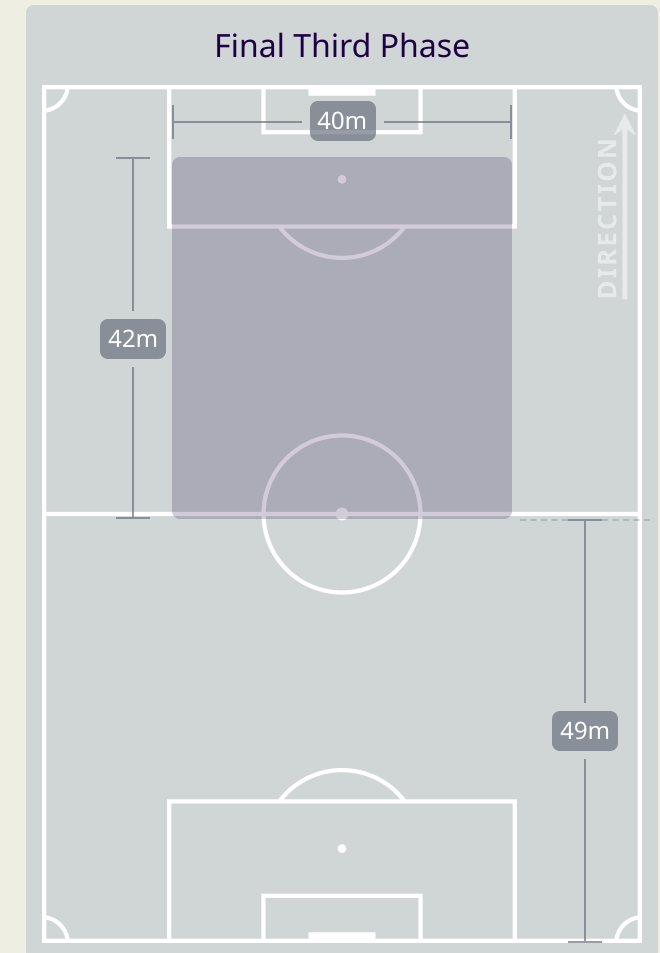
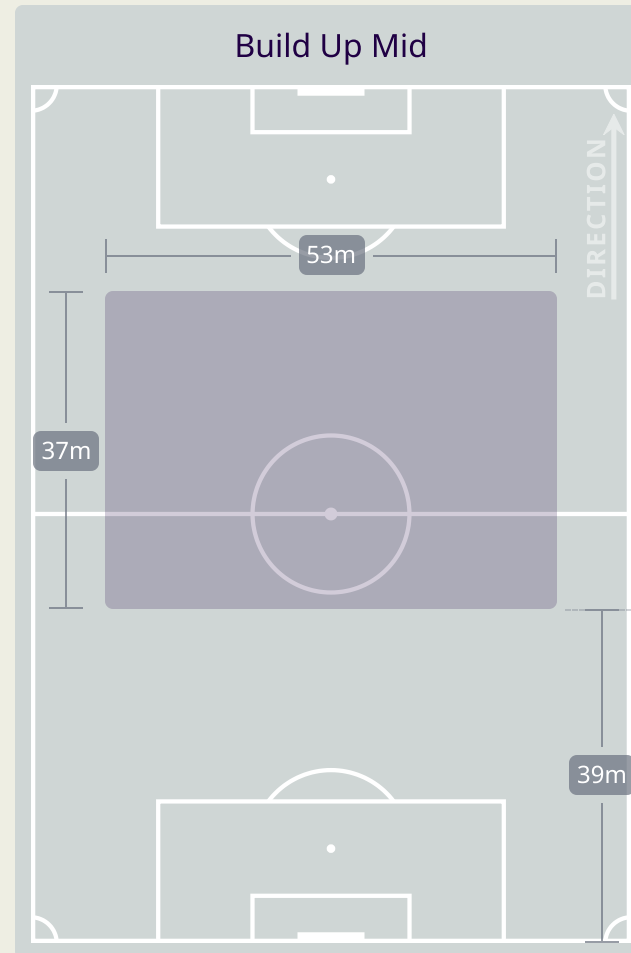
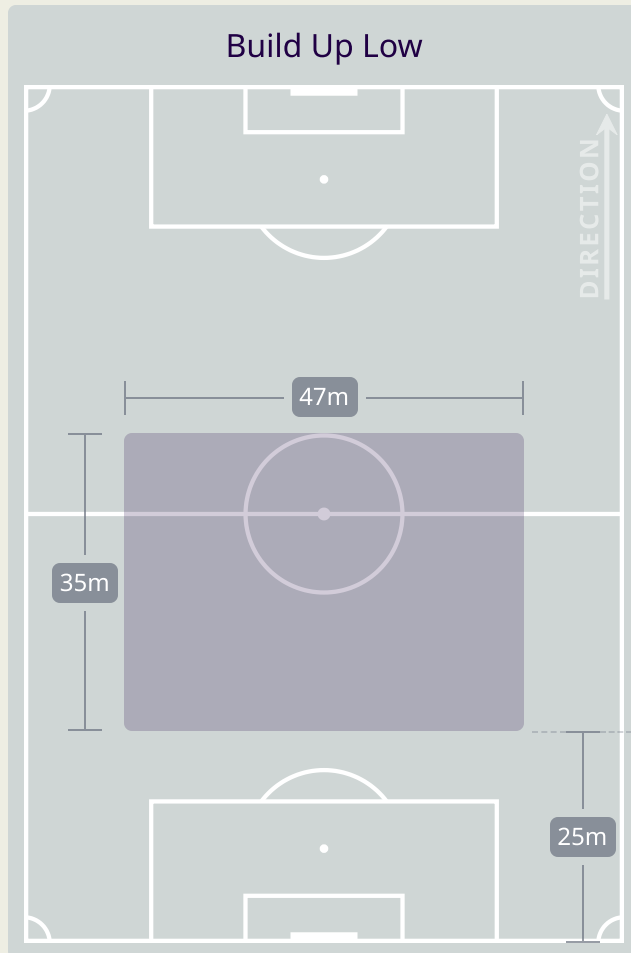
IN POSSESSION



Lebanon v China PR

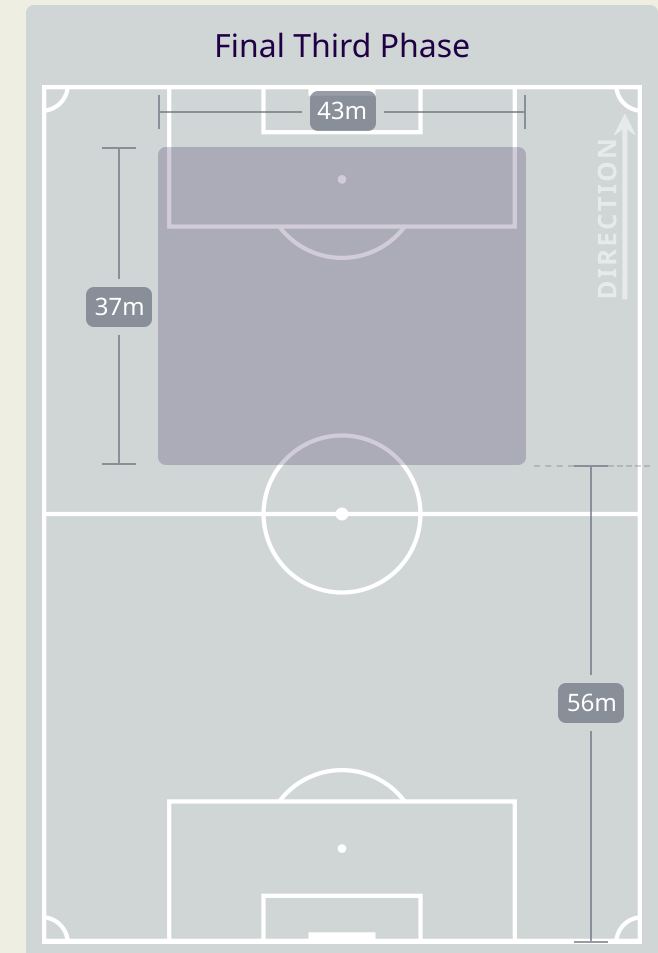
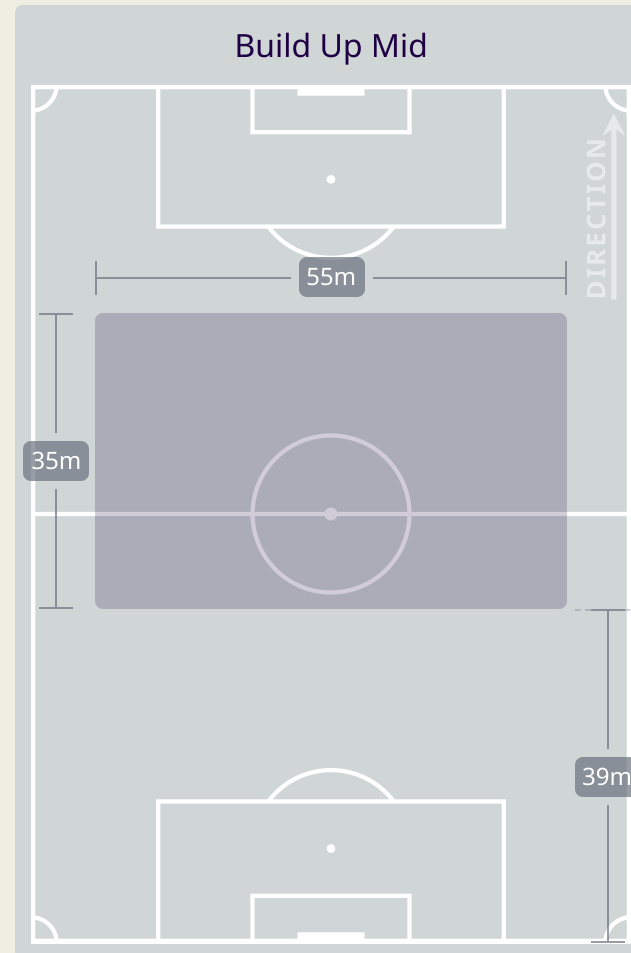
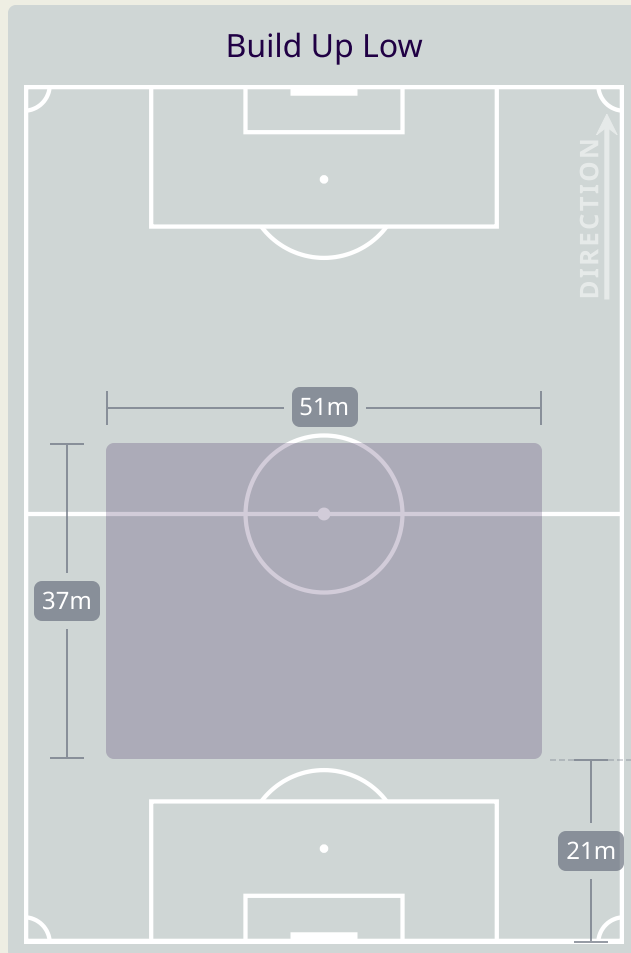
In Possession Line Height & Team Length

Lebanon



In Possession Line Height & Team Length

China PR



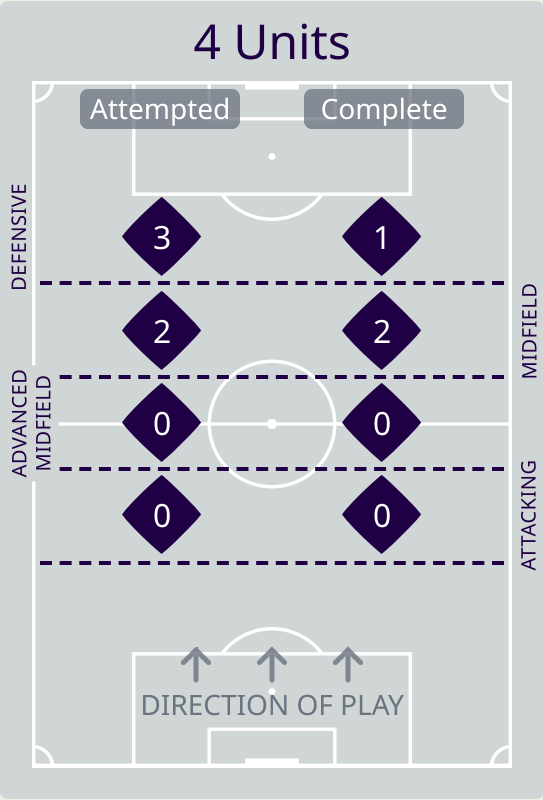
Line Breaks



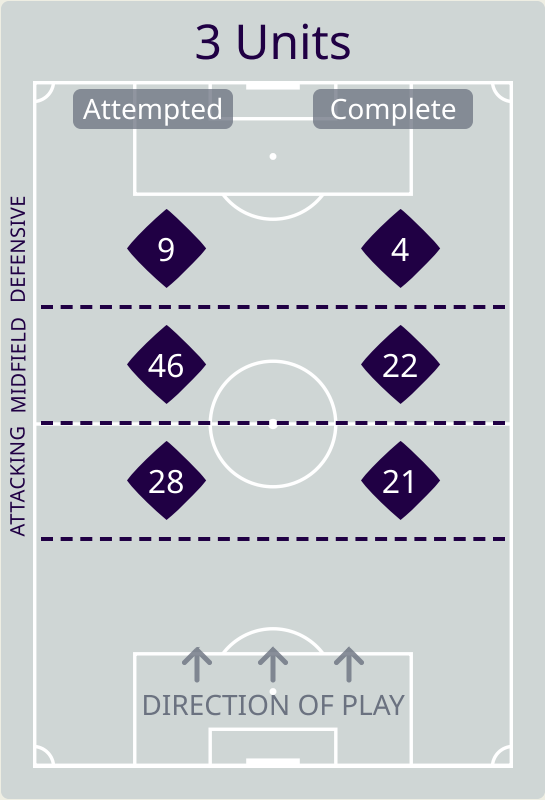
Lebanon

Attempted Line Breaks

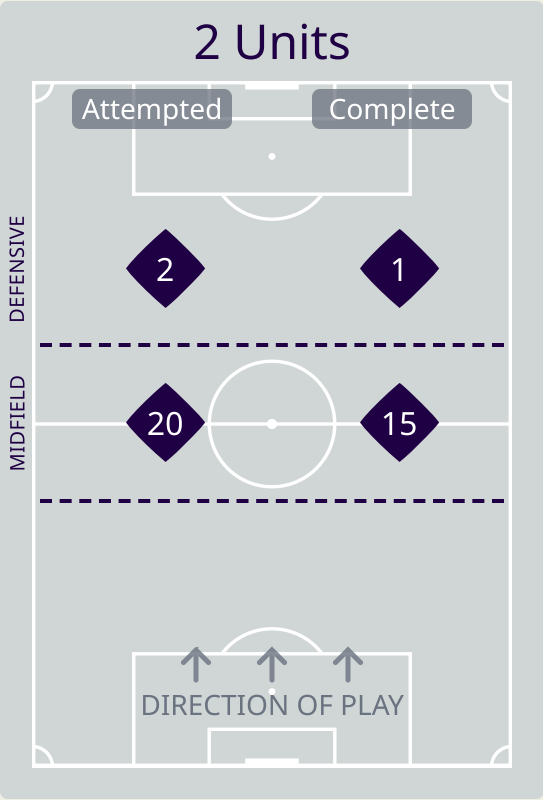
110



Attempted Line Breaks	5
Inside Shape	2
Outside Shape	3



Attempted Line Breaks	83
Inside Shape	64
Outside Shape	19



Attempted Line Breaks	22
Inside Shape	13
Outside Shape	9

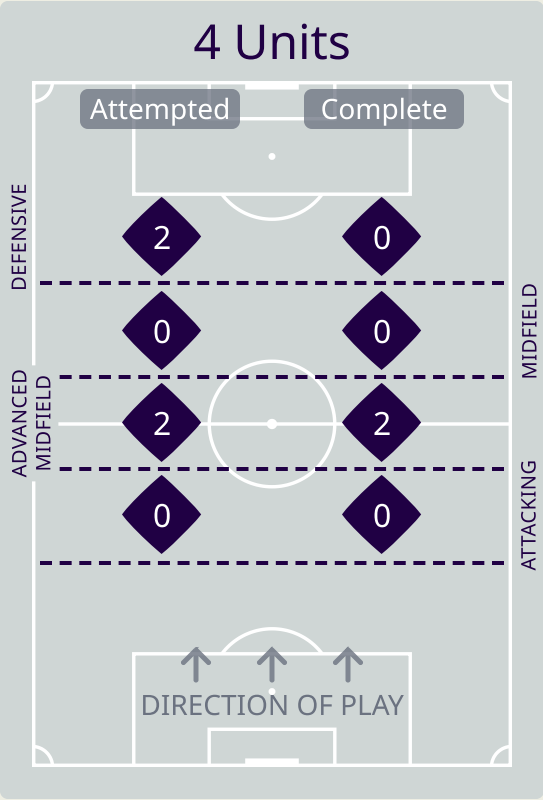
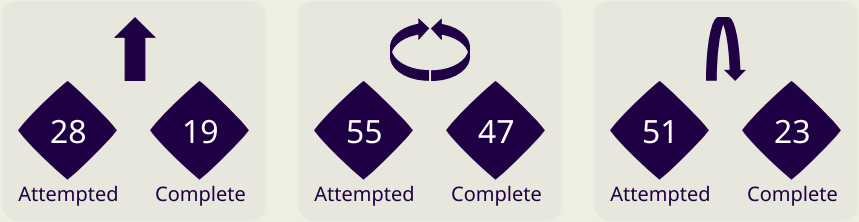
Line Breaks



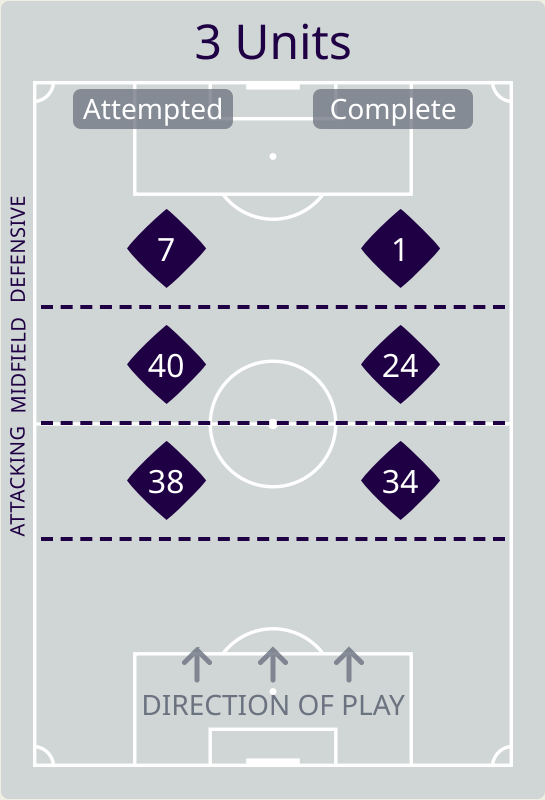
China PR

Attempted Line Breaks

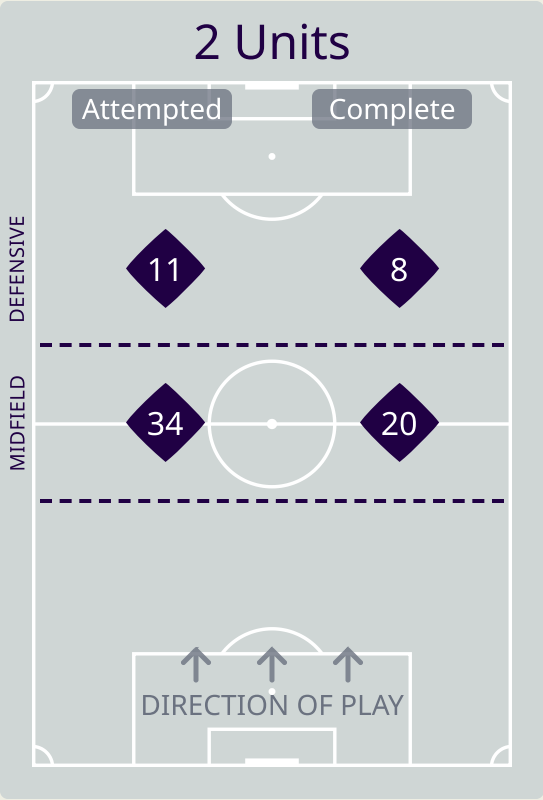
134



Attempted Line Breaks	4
Inside Shape	4
Outside Shape	0




Attempted Line Breaks	85
Inside Shape	49
Outside Shape	36



Attempted Line Breaks	45
Inside Shape	28
Outside Shape	17

Line Breaks

Lebanon



Line Breaks



					4 Units				3 Units			2 Units		Direction			Distribution Type		
#	Player	Line Breaks Attempted	Line Breaks Completed	Line Break Completion %	Attacking Line	Attacking Midfield Line	Midfield Line	Defensive Line	Attacking Line	Midfield Line	Defensive Line	Midfield Line	Defensive Line	Through	Around	Over	Pass	Cross	Ball Progression
1	YAN Junling	8	6	75%	0	0	0	0	7	1	0	0	0	0	0	8	8	0	0
2	JIANG Guangtai	5	5	100%	0	0	0	0	2	1	0	2	0	2	2	1	5	0	0
3	ZHU Chenjie	16	12	75%	0	0	0	1	9	1	1	3	1	1	11	4	16	0	0
5	ZHANG Linpeng	22	16	72%	0	0	0	0	10	5	2	4	1	3	12	7	15	2	5
6	WANG Shangyuan	12	7	58%	0	0	0	0	1	5	1	5	0	2	3	7	11	1	0
7	WU Lei	3	2	66%	0	0	0	0	0	2	0	0	1	2	1	0	3	0	0
8	XU Xin	16	14	87%	0	2	0	1	0	6	0	5	2	8	5	3	13	0	3
9	ZHANG Yuning	3	0	0%	0	0	0	0	0	0	2	1	0	0	1	2	3	0	0
18	DAI Waijun	9	3	33%	0	0	0	0	0	3	0	3	3	3	1	5	6	3	0
19	LIU Yang	20	12	60%	0	0	0	0	4	10	1	5	0	1	11	8	15	1	4
21	LIU Bin Bin	7	5	71%	0	0	0	0	2	3	0	2	0	3	2	2	6	1	0
10	XIE Pengfei	5	2	40%	0	0	0	0	0	0	0	3	2	0	3	2	1	1	3
11	TAN Long	1	1	100%	0	0	0	0	0	1	0	0	0	0	1	0	1	0	0
15	WU Xi	6	4	66%	0	0	0	0	3	1	0	1	1	3	2	1	6	0	0
23	LIN Liangming	1	0	0%	0	0	0	0	0	1	0	0	0	0	0	1	1	0	0

Passing Networks



#	Passes From ↓ to →	MATAR Mostafa	SABRA Maher	MANSOUR Nour	ZEIN Hussein	MAATOUK Hassan	CHAABAN Omar	KHAMIS Khalil	EL ZEIN Kassem	TNEICH Ali	JRADI Bassel	SROUR Hasan	ALHELWE Hilal	HAIDAR Mohamad	MELKI Robert	SHOUR Walid
21	MATAR Mostafa		0	0	1	0	1	2	0	0	1	0	0	0	2	0
3	SABRA Maher	0		0	0	2	2	0	2	0	1	2	0	0	0	0
4	MANSOUR Nour	1	0		1	0	0	4	7	1	0	0	0	0	0	0
6	ZEIN Hussein	0	1	2		0	1	9	0	1	4	2	0	0	0	0
7	MAATOUK Hassan	0	2	0	2		2	0	0	2	3	0	0	0	0	0
11	CHAABAN Omar	0	0	0	0	1		0	0	1	4	1	0	0	0	0
13	KHAMIS Khalil	2	0	10	7	2	0		2	1	0	1	0	1	6	0
18	EL ZEIN Kassem	2	2	1	0	2	1	2		2	3	3	0	0	5	0
20	TNEICH Ali	0	1	1	4	2	0	2	2		1	3	0	1	0	0
22	JRADI Bassel	0	0	1	4	5	2	0	0	0		2	0	0	0	0
25	SROUR Hasan	0	0	1	1	4	3	5	3	2	3		0	2	1	0
9	ALHELWE Hilal	0	0	0	0	0	0	0	0	0	0	0		2	0	0
10	HAIDAR Mohamad	0	1	0	1	0	0	0	3	0	0	1	0		0	0
12	MELKI Robert	1	1	0	0	0	1	4	5	0	0	1	0	0		0
16	SHOUR Walid	0	0	0	0	0	0	0	0	0	0	0	0	0	0	

Top 5 Player to Player Passers		
Player	Passed To	% of Total Team Passes
KHAMIS Khalil	MANSOUR Nour	5%
ZEIN Hussein	KHAMIS Khalil	4.5%
MANSOUR Nour	EL ZEIN Kassem	3.5%
KHAMIS Khalil	ZEIN Hussein	3.5%

KHAMIS Khalil	MELKI Robert	3%
---------------	--------------	----

Passing Networks



#	Passes From ↓ to →	YAN Junling	JIANG Guangtai	ZHU Chenjie	ZHANG Linpeng	WANG Shangyuan	WU Lei	XU Xin	ZHANG Yuning	DAI Waijun	LIU Yang	LIU Bin Bin	XIE Pengfei	TAN Long	WU Xi	LIN Liangming
1	YAN Junling		3	8	10	1	0	2	3	1	2	1	0	0	0	0
2	JIANG Guangtai	5		16	13	1	0	4	2	2	2	1	0	0	2	0
3	ZHU Chenjie	4	11		3	4	0	1	3	5	10	0	0	0	1	0
5	ZHANG Linpeng	5	12	2		3	1	6	2	1	1	3	3	1	2	2
6	WANG Shangyuan	1	2	2	3		0	5	1	5	5	3	0	0	1	0
7	WU Lei	0	0	0	0	2		1	0	2	1	2	0	0	0	0
8	XU Xin	0	5	2	4	2	1		5	3	4	9	0	0	0	0
9	ZHANG Yuning	0	0	0	0	1	2	2		1	2	0	0	0	0	0
18	DAI Waijun	0	4	3	2	4	1	2	1		5	0	0	1	0	1
19	LIU Yang	1	3	3	0	4	1	4	2	7		1	0	0	2	2
21	LIU Bin Bin	1	0	0	4	1	2	8	1	0	0		0	0	0	1
10	XIE Pengfei	0	0	0	2	0	0	0	0	0	1	0		1	0	1
11	TAN Long	0	0	0	0	1	0	1	0	0	0	0	0		0	0
15	WU Xi	0	1	1	3	1	0	0	0	0	2	0	3	0		0
23	LIN Liangming	0	0	0	0	1	0	0	0	0	1	0	1	0	0	

Top 5 Player to Player Passers		
Player	Passed To	% of Total Team Passes
JIANG Guangtai	ZHU Chenjie	4.7%

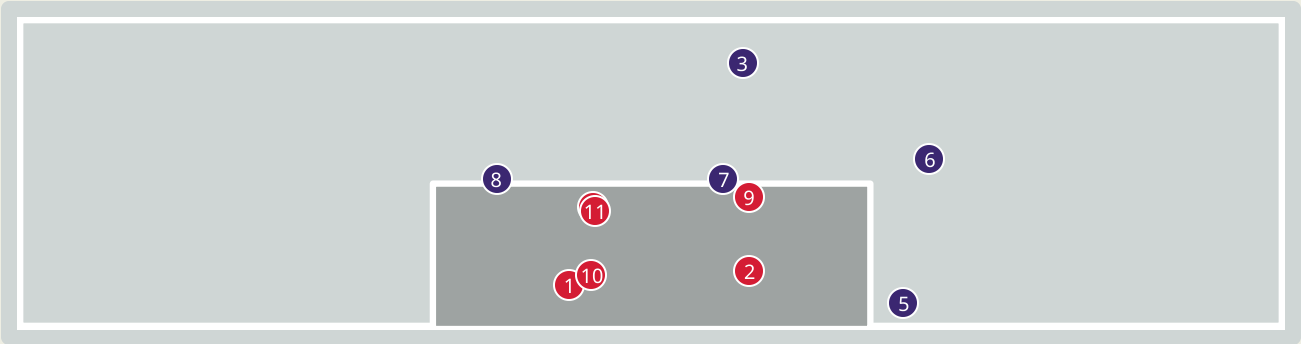
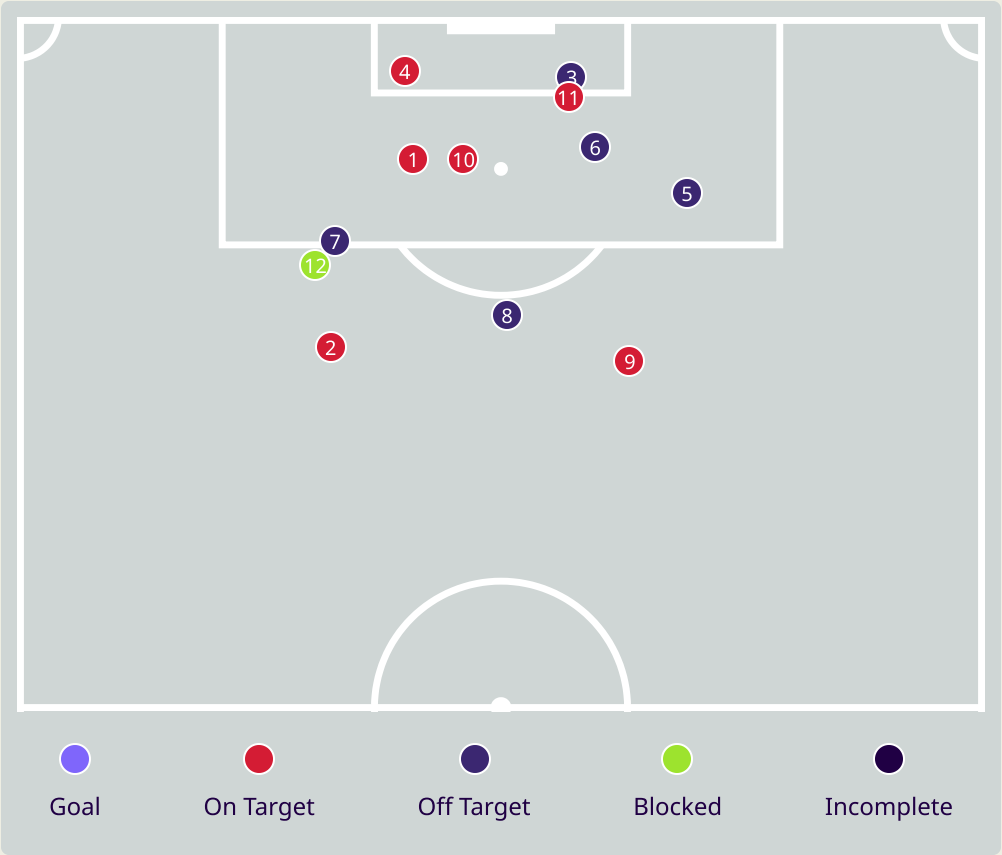
JIANG Guangtai	ZHANG Linpeng	3.9%
----------------	---------------	------






ZHANG Linpeng	JIANG Guangtai	3.6%
---------------	----------------	------

ZHU Chenjie	JIANG Guangtai	3.3%
-------------	----------------	------

YAN Junling	ZHANG Linpeng	3%
-------------	---------------	----

Attempts at Goal



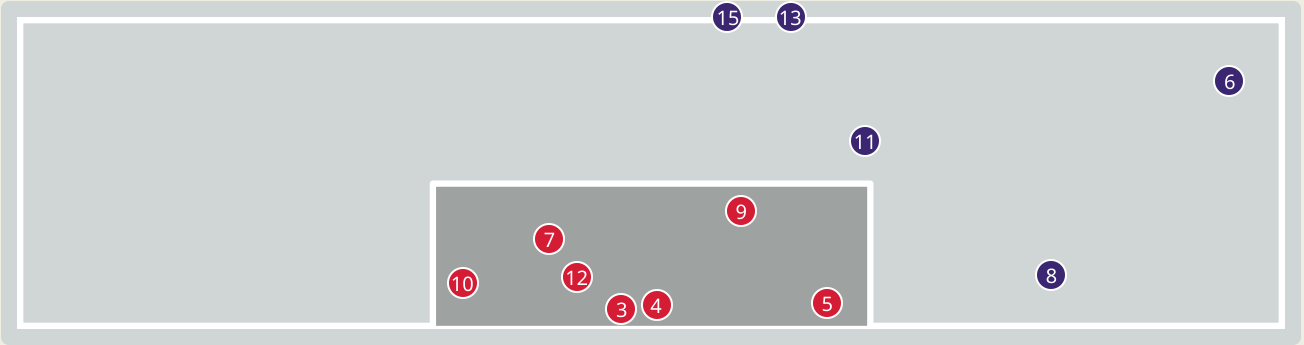
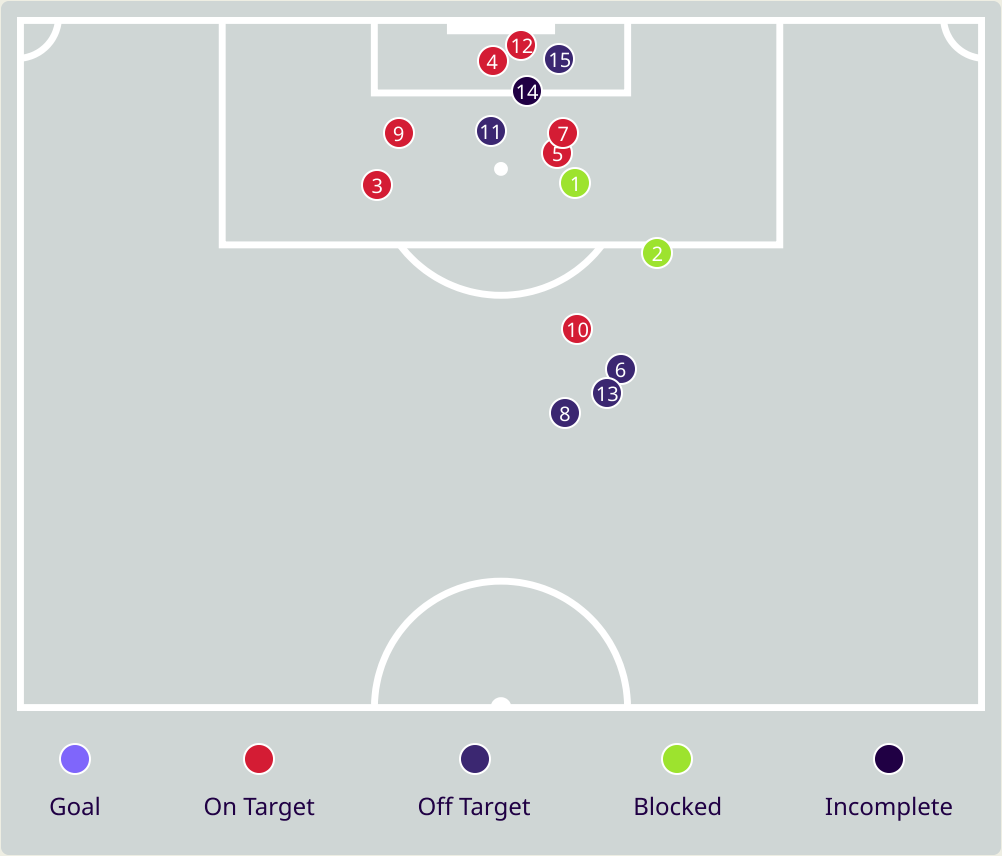
Key	Outcome	Shots
	Goals	0
	On Target	6
	Off Target	5
	Blocked	1
	Incomplete	0

Attempts at Goal



Time	Player	Outcome	Body Part	Delivery Type
5	13 KHAMIS Khalil	On Target - Saved	Head	Other
23	7 MAATOUK Hassan	On Target - Saved	Right Foot	Pass
23	11 CHAABAN Omar	Off Target	Head	Cross
30	11 CHAABAN Omar	On Target - Saved	Head	Pass
33	11 CHAABAN Omar	Off Target	Right Foot	Pass
34	13 KHAMIS Khalil	Off Target	Head	Cross
49	7 MAATOUK Hassan	Off Target	Right Foot	Pass
51	25 SROUR Hasan	Off Target	Right Foot	Pass
62	25 SROUR Hasan	On Target - Saved	Right Foot	Other
63	3 SABRA Maher	On Target - Saved	Head	Corner
67	13 KHAMIS Khalil	On Target - Saved	Head	Cross
91	20 TNEICH Ali	Incomplete - Blocked	Left Foot	Loose Ball

Attempts at Goal



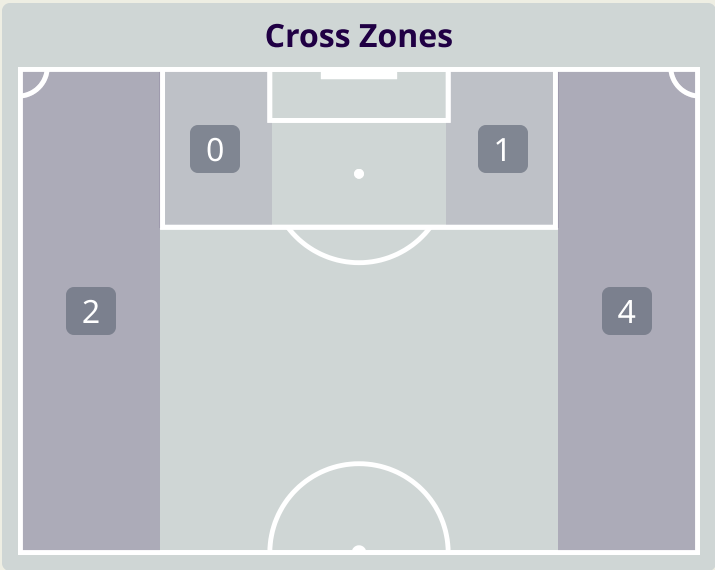
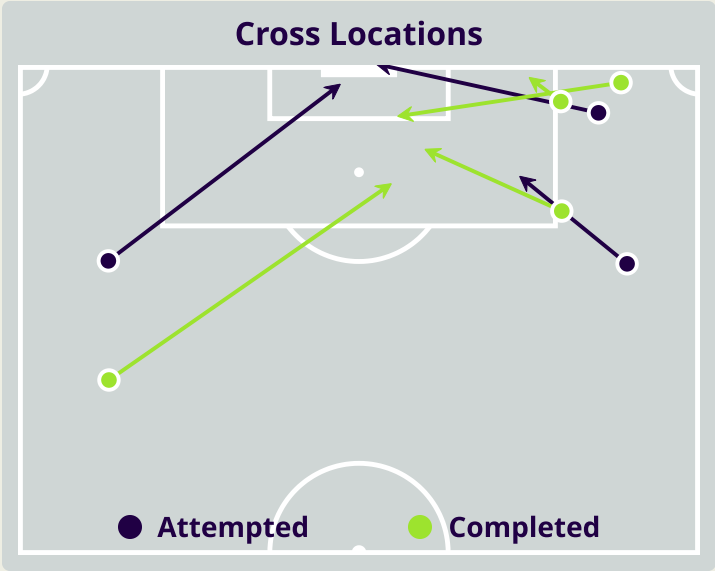
Key	Outcome	Shots
	Goals	0
	On Target	7
	Off Target	5
	Blocked	2
	Incomplete	1

Attempts at Goal

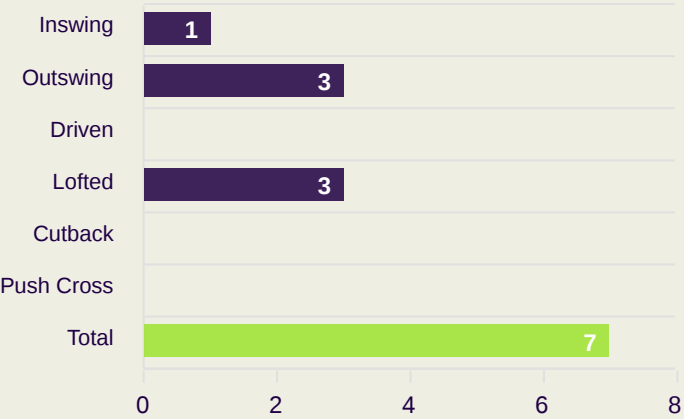


Time	Player	Outcome	Body Part	Delivery Type
19	7 WU Lei	Incomplete - Blocked	Right Foot	Pass
39	6 WANG Shangyuan	Incomplete - Blocked	Right Foot	Loose Ball
43	9 ZHANG Yuning	On Target - Saved	Left Foot	Loose Ball
43	7 WU Lei	On Target - Saved	Left Foot	Other
43	9 ZHANG Yuning	Deflected On Target - Saved	Left Foot	Loose Ball
46	5 ZHANG Linpeng	Off Target	Right Foot	Loose Ball
47	5 ZHANG Linpeng	On Target	Head	Corner
48	8 XU Xin	Off Target	Right Foot	Interception
48	9 ZHANG Yuning	On Target - Saved	Head	Cross
52	8 XU Xin	On Target - Saved	Right Foot	Ball Progression
60	7 WU Lei	Off Target	Head	Freekick
64	7 WU Lei	On Target - Defensive Event	Right Foot	Other
71	10 XIE Pengfei	Off Target	Left Foot	Loose Ball
81	23LIN Liangming	Incomplete - Player On Ball Error	Head	Cross
94	23LIN Liangming	Deflected Off Target - Defensive Event	Head	Corner

Crosses (Open Play)



Delivery Type



Attempted

7

Completed

4

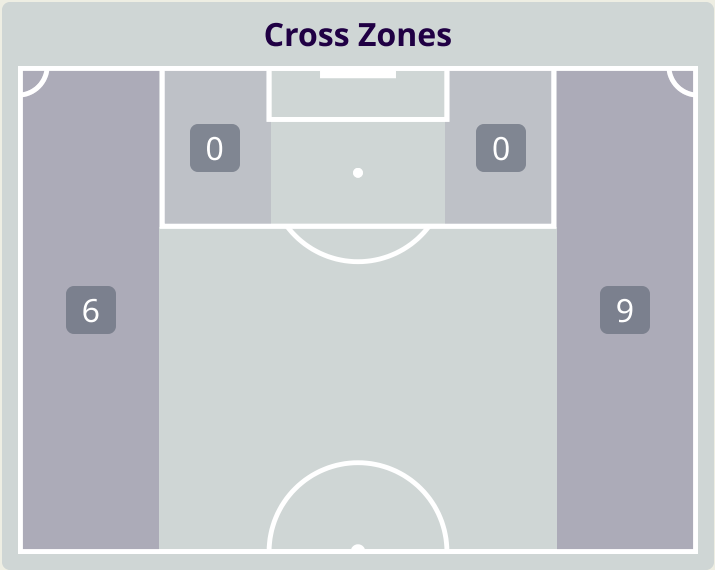
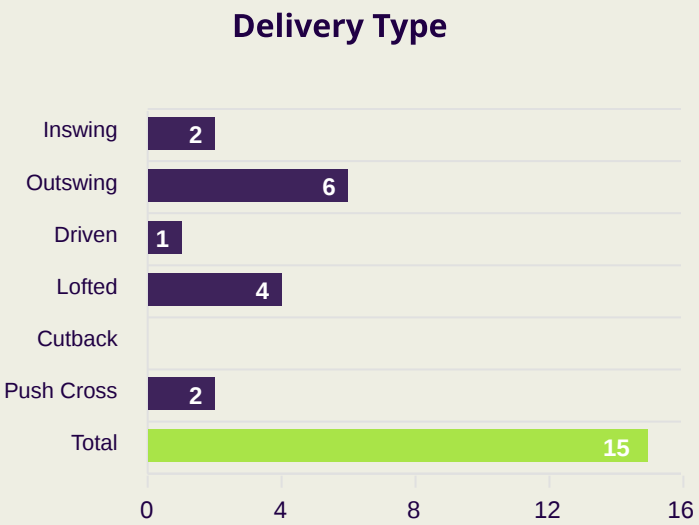
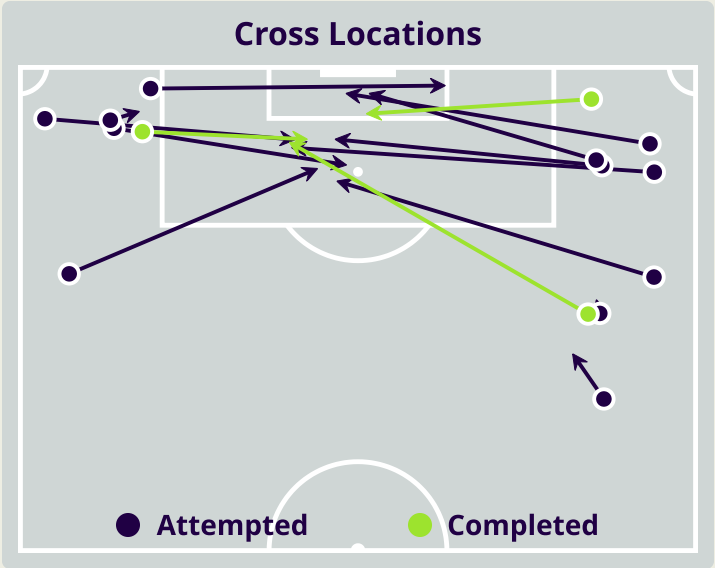
Most Crosses Attempted

3

ZEIN Hussein
RIGHT MIDFIELD

#	Player	Inswing	Outswing	Driven	Lofted	Cutback	Push Cross	Total Attempted
21	MATAR Mostafa	0	0	0	0	0	0	0
3	SABRA Maher	0	0	0	0	0	0	0
4	MANSOUR Nour	0	0	0	0	0	0	0
6	ZEIN Hussein	0	1	0	2	0	0	3
7	MAATOUK Hassan	1	0	0	0	0	0	1
11	CHAABAN Omar	0	0	0	0	0	0	0
13	KHAMIS Khalil	0	0	0	0	0	0	0
18	EL ZEIN Kassem	0	1	0	0	0	0	1
20	TNEICH Ali	0	0	0	0	0	0	0
22	JRADI Bassel	0	1	0	0	0	0	1
25	SROUR Hasan	0	0	0	1	0	0	1
9	ALHELWE Hilal	0	0	0	0	0	0	0
10	HAIDAR Mohamad	0	0	0	0	0	0	0
12	MELKI Robert	0	0	0	0	0	0	0
16	SHOUR Walid	0	0	0	0	0	0	0

Crosses (Open Play)



Attempted

15

Completed

3

Most Crosses Attempted

4

LIU Yang

LEFT MIDFIELD

#	Player	Inswing	Outswing	Driven	Lofted	Cutback	Push Cross	Total Attempted
1	YAN Junling	0	0	0	0	0	0	0
2	JIANG Guangtai	0	0	0	0	0	0	0
3	ZHU Chenjie	0	0	0	0	0	0	0
5	ZHANG Linpeng	0	0	0	0	0	2	2
6	WANG Shangyuan	0	0	0	1	0	0	1
7	WU Lei	0	0	0	0	0	0	0
8	XU Xin	0	0	0	0	0	0	0
9	ZHANG Yuning	0	0	0	0	0	0	0
18	DAI Waijun	1	1	1	0	0	0	3
19	LIU Yang	0	1	0	3	0	0	4
21	LIU Bin Bin	1	2	0	0	0	0	3
10	XIE Pengfei	0	2	0	0	0	0	2
11	TAN Long	0	0	0	0	0	0	0
15	WU Xi	0	0	0	0	0	0	0
23	LIN Liangming	0	0	0	0	0	0	0

Offering to Receive



168

Total Offers Made

53

Total Offers Received

Most Offers

48

JRADI Bassel

ATTACKING MIDFIELD

88

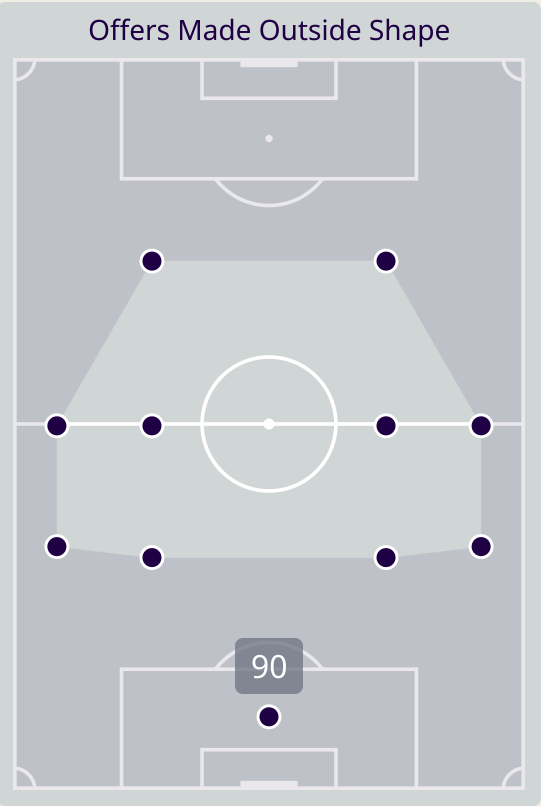
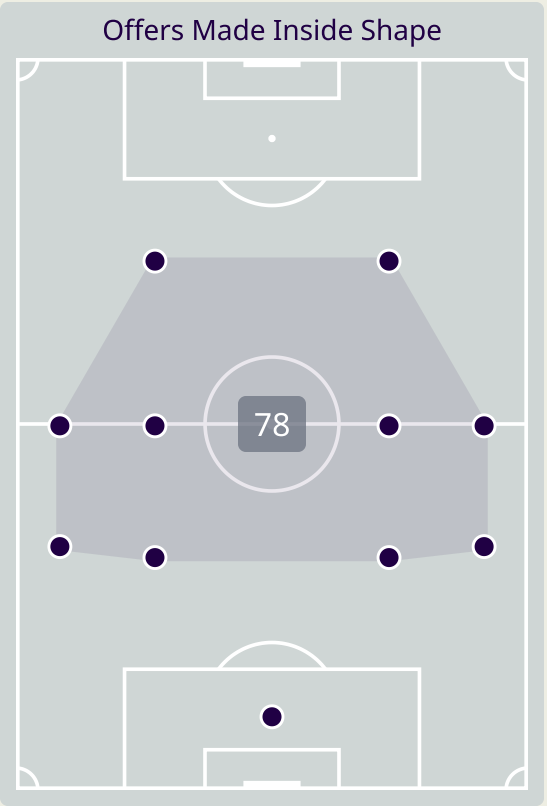
Offers Made in Final Third

67

Offers Made in Middle Third

13

Offers Made in Defensive Third



#	Player	Offers Made	Offers Received	% Made & Received
21	MATAR Mostafa	0	0	0%
3	SABRA Maher	11	2	18.2%
4	MANSOUR Nour	0	0	0%
6	ZEIN Hussein	17	9	52.9%
7	MAATOUK Hassan	18	5	27.8%
11	CHAABAN Omar	15	2	13.3%
13	KHAMIS Khalil	12	9	75%
18	EL ZEIN Kassem	18	10	55.6%
20	TNEICH Ali	16	4	25%
22	JRADI Bassel	48	10	20.8%
25	SROUR Hasan	10	2	20%
9	ALHELWE Hilal	1	0	0%
10	HAIDAR Mohamad	1	0	0%
12	MELKI Robert	0	0	0%
16	SHOUR Walid	1	0	0%

Offering to Receive



354

Total Offers Made

97

Total Offers Received

Most Offers

59

ZHANG Yuning

CENTRE FORWARD LEFT

139

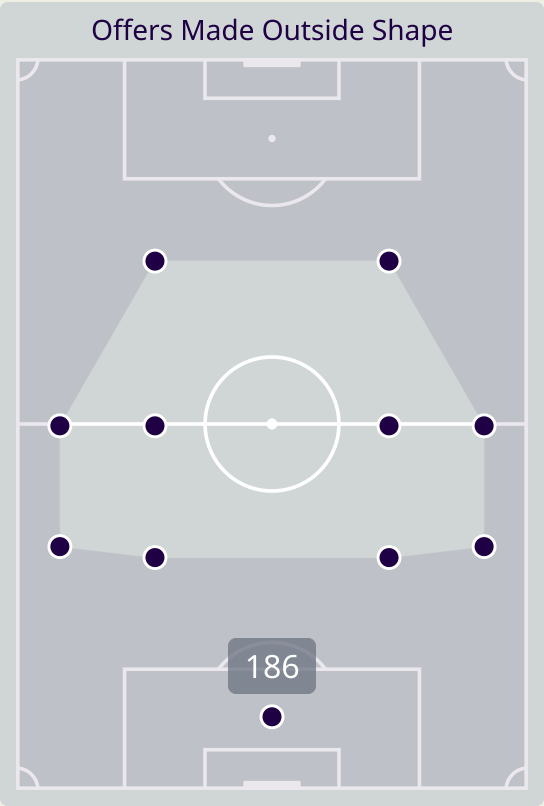
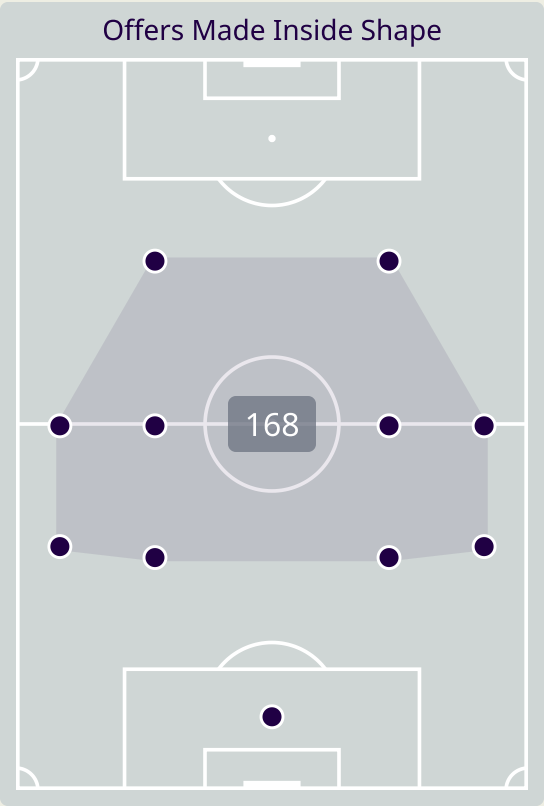
Offers Made in Final Third

171

Offers Made in Middle Third

44

Offers Made in Defensive Third



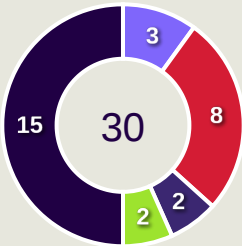
#	Player	Offers Made	Offers Received	% Made & Received
1	YAN Junling	5	3	60%
2	JIANG Guangtai	1	1	100%
3	ZHU Chenjie	3	2	66.7%
5	ZHANG Linpeng	17	8	47.1%
6	WANG Shangyuan	32	6	18.8%
7	WU Lei	38	8	21.1%
8	XU Xin	29	11	37.9%
9	ZHANG Yuning	59	7	11.9%
18	DAI Waijun	38	12	31.6%
19	LIU Yang	25	13	52%
21	LIU Bin Bin	46	10	21.7%
10	XIE Pengfei	11	4	36.4%
11	TAN Long	13	1	7.7%
15	WU Xi	14	7	50%
23	LIN Liangming	23	4	17.4%

Movement to Receive

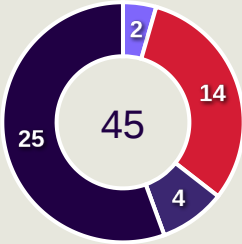


Movement Types by Phase

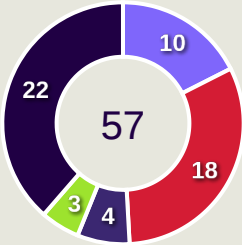
Final Third Phase



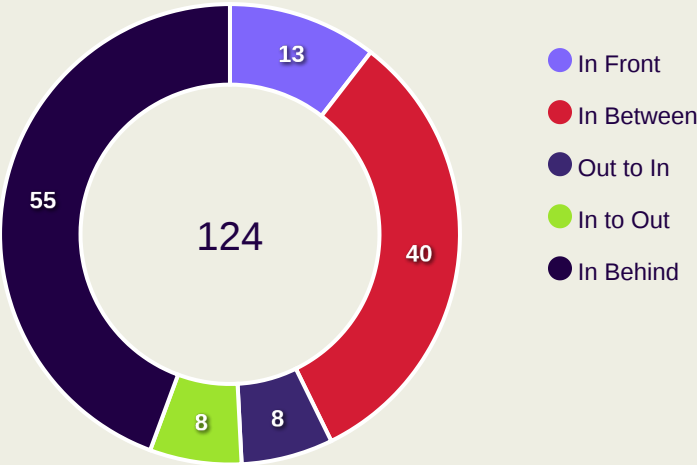
Progression Phase



Build Up Phase



All Movement Types

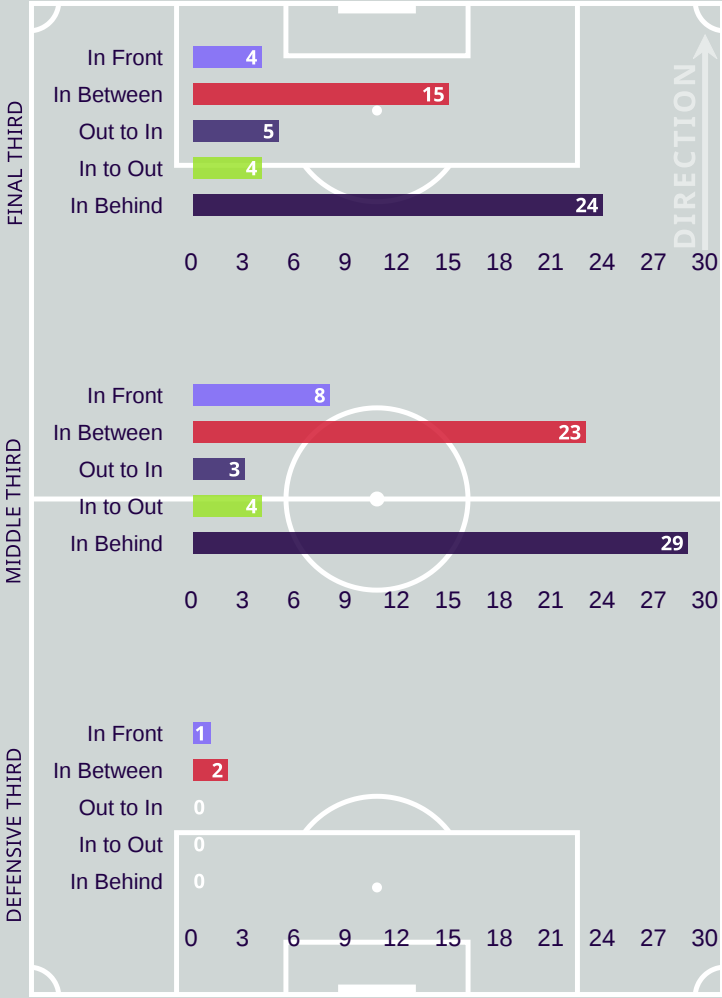


- In Front
- In Between
- Out to In
- In to Out
- In Behind

Top Ranked Players

Type	Player	Movements
In Front	25SROUR Hasan	3
In Between	22JRADI Bassel	21
Out to In	6 ZEIN Hussein	2
In to Out	22JRADI Bassel	3
In Behind	22JRADI Bassel	19

Movement Types Pitch Third

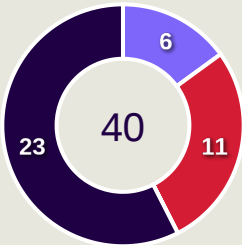


Movement to Receive

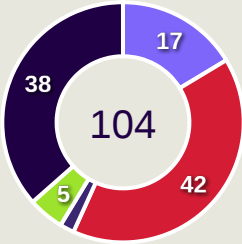


Movement Types by Phase

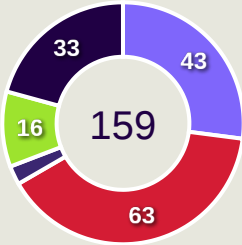
Final Third Phase



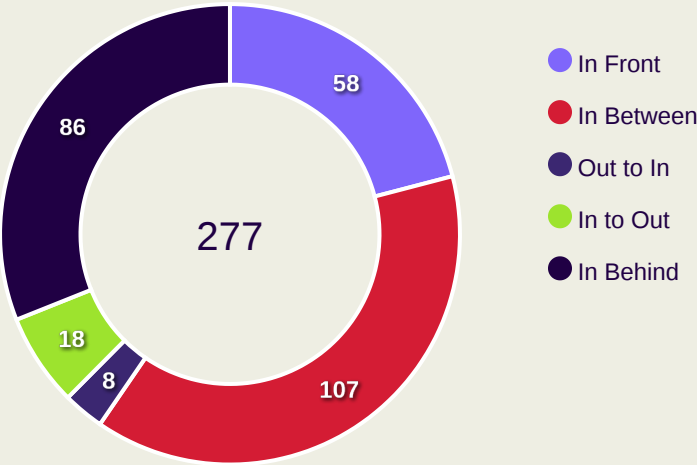
Progression Phase



Build Up Phase



All Movement Types

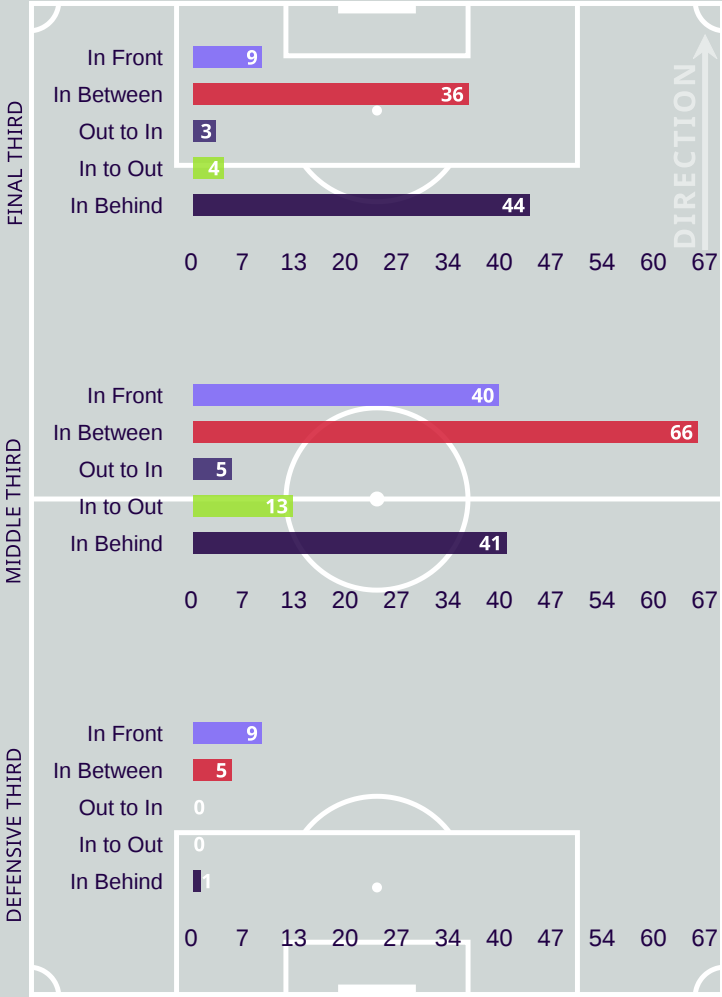


- In Front
- In Between
- Out to In
- In to Out
- In Behind

Top Ranked Players

Type	Player	Movements
In Front	6 WANG Shangyuan	13
In Between	9 ZHANG Yuning	33
Out to In	18 DAI Waijun	2
In to Out	7 WU Lei	4
In Behind	7 WU Lei	18

Movement Types Pitch Third



OUT OF POSSESSION



Lebanon v China PR

Defensive Actions

67

Forced Turnovers

49

Possession Regained

8

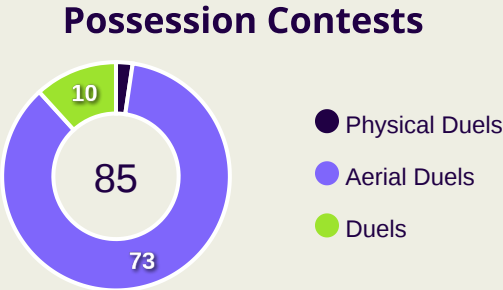
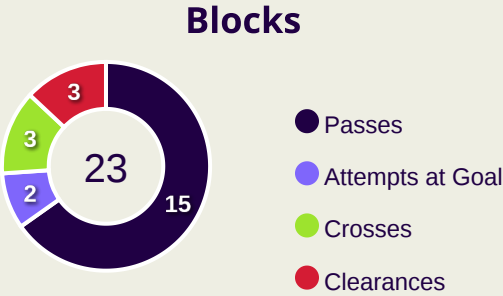
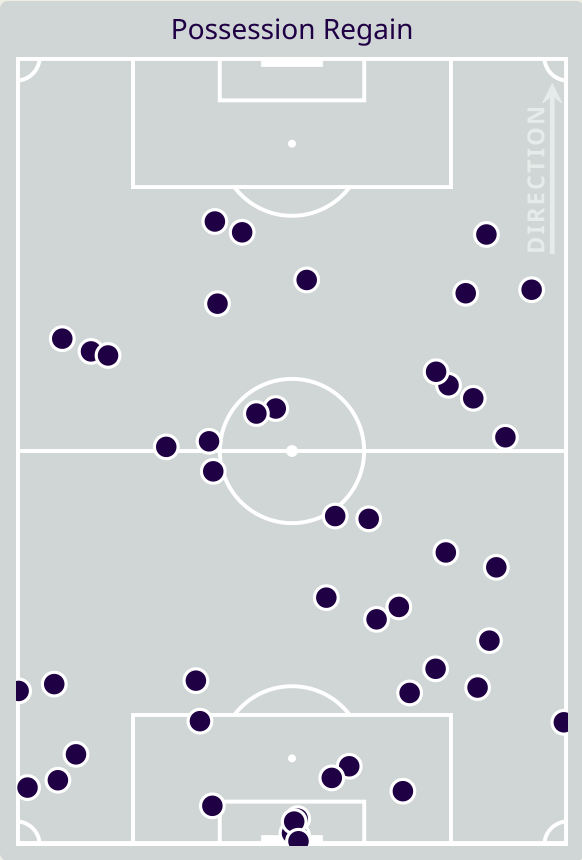
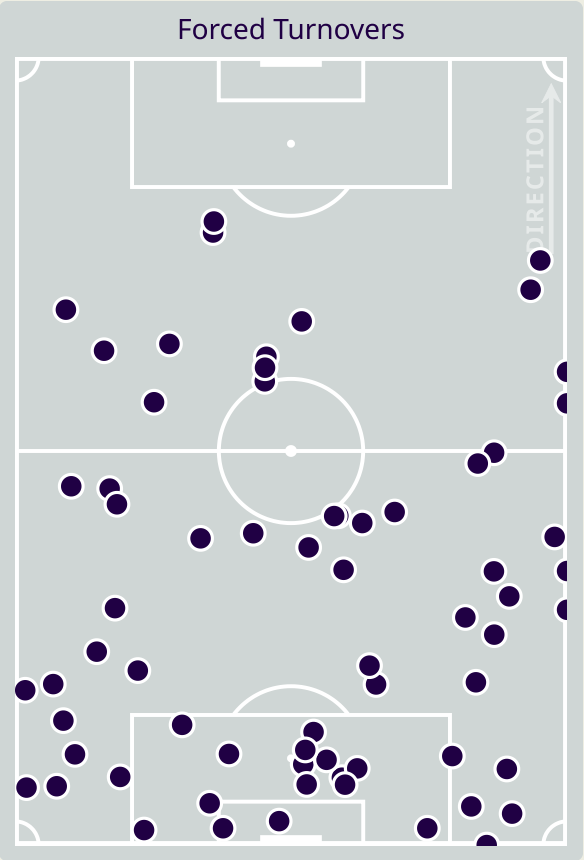
Interceptions

37

Tackles

2.3

Possession Actions / Defensive Action



Most Possession Regains

11

TNEICH Ali

LEFT CENTRE MIDFIELD



#	Player	Total Possession Regains
21	MATAR Mostafa	7
3	SABRA Maher	4
4	MANSOUR Nour	0
6	ZEIN Hussein	3
7	MAATOUK Hassan	0
11	CHAABAN Omar	4
13	KHAMIS Khalil	8
18	EL ZEIN Kassem	4
20	TNEICH Ali	11
22	JRADI Bassel	4
25	SROUR Hasan	2
9	ALHELWE Hilal	0
10	HAIDAR Mohamad	1
12	MELKI Robert	1
16	SHOUR Walid	0

Defensive Actions

40

Forced Turnovers

66

Possession Regained

5

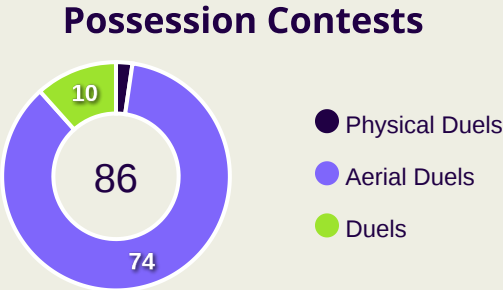
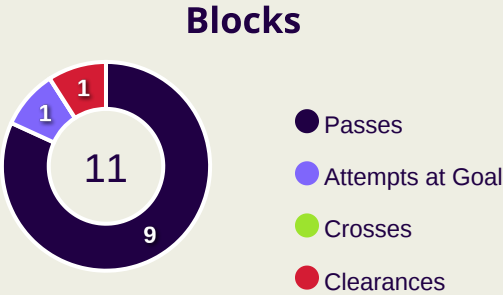
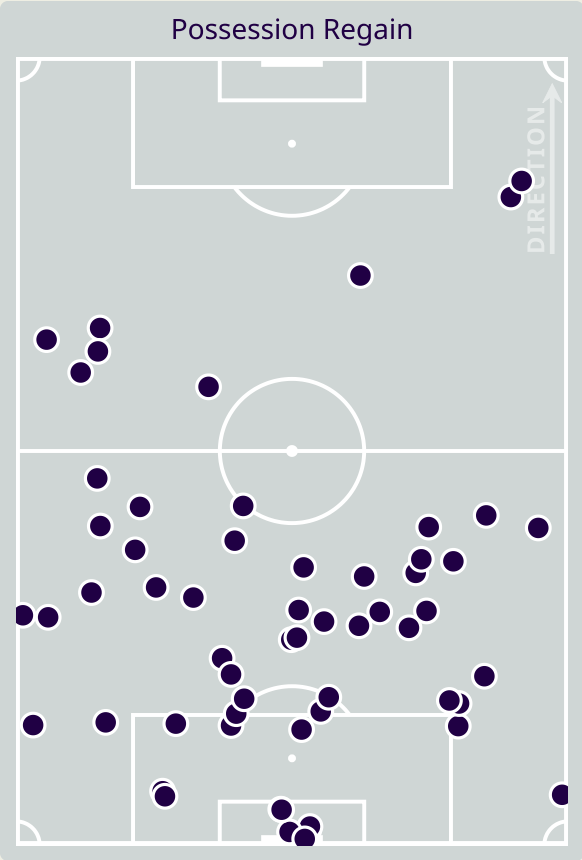
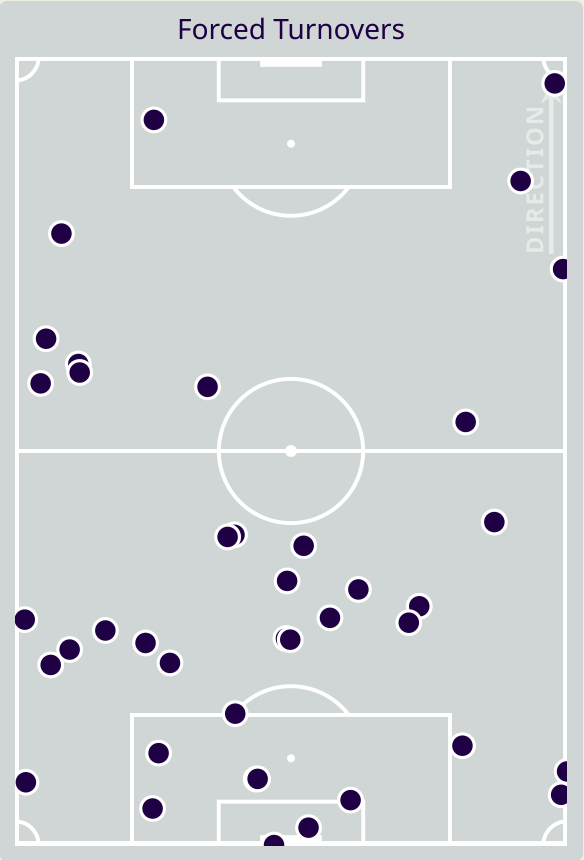
Interceptions

39

Tackles

3.98

Possession Actions / Defensive Action



Most Possession Regains

14

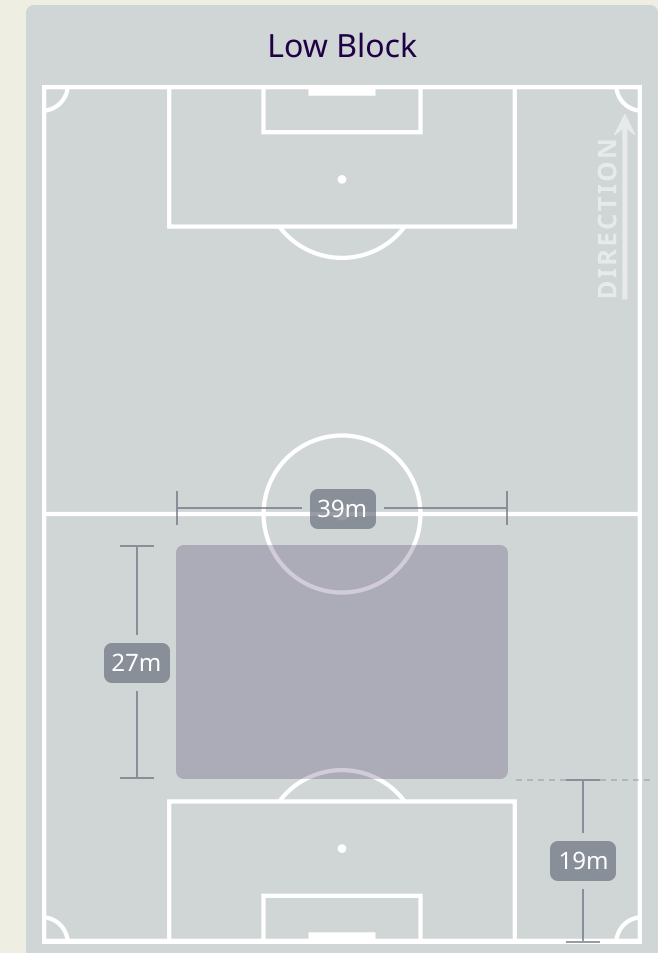
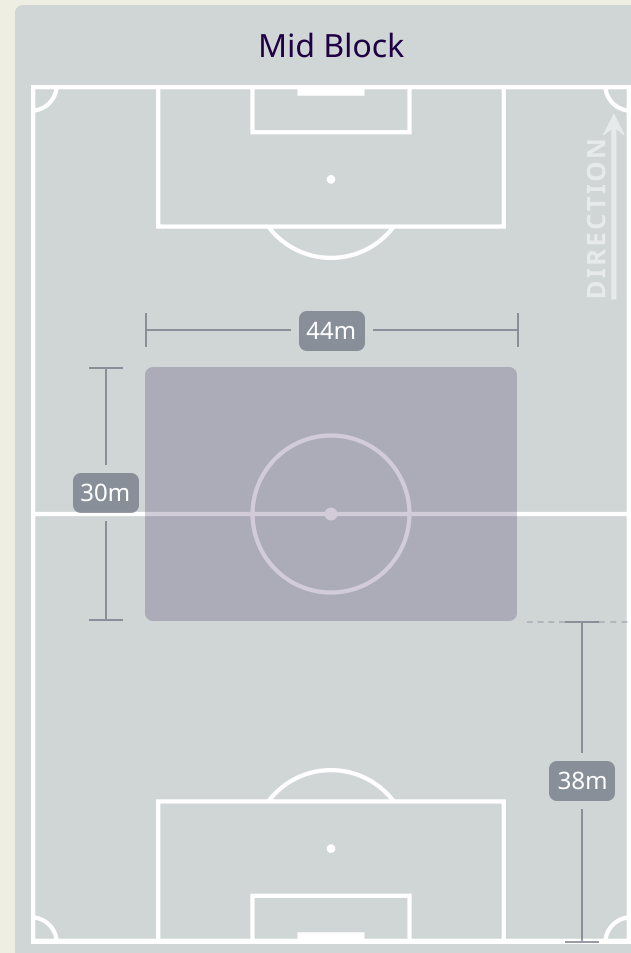
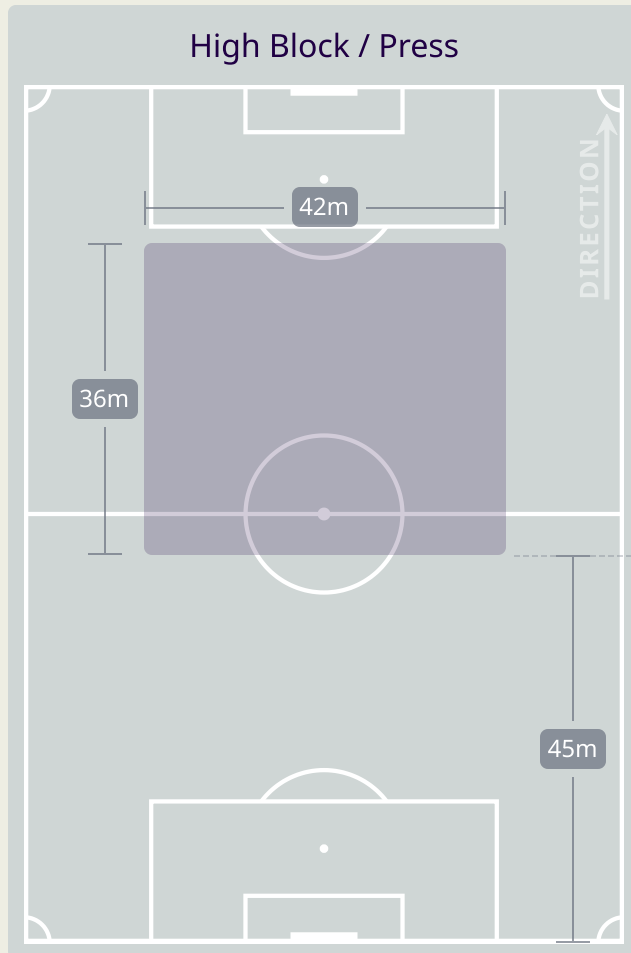
ZHU Chenjie
LEFT BACK



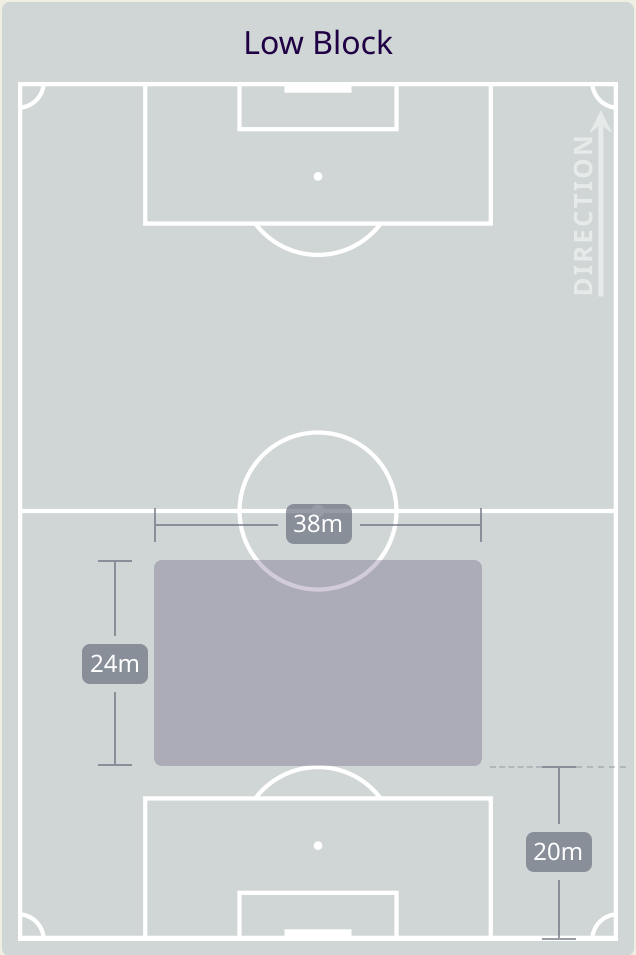
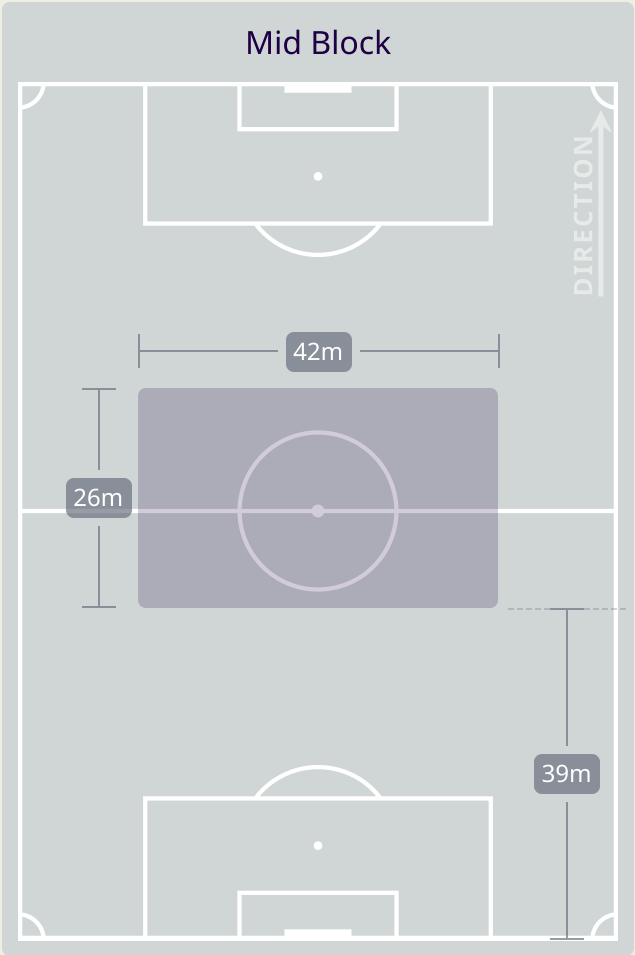
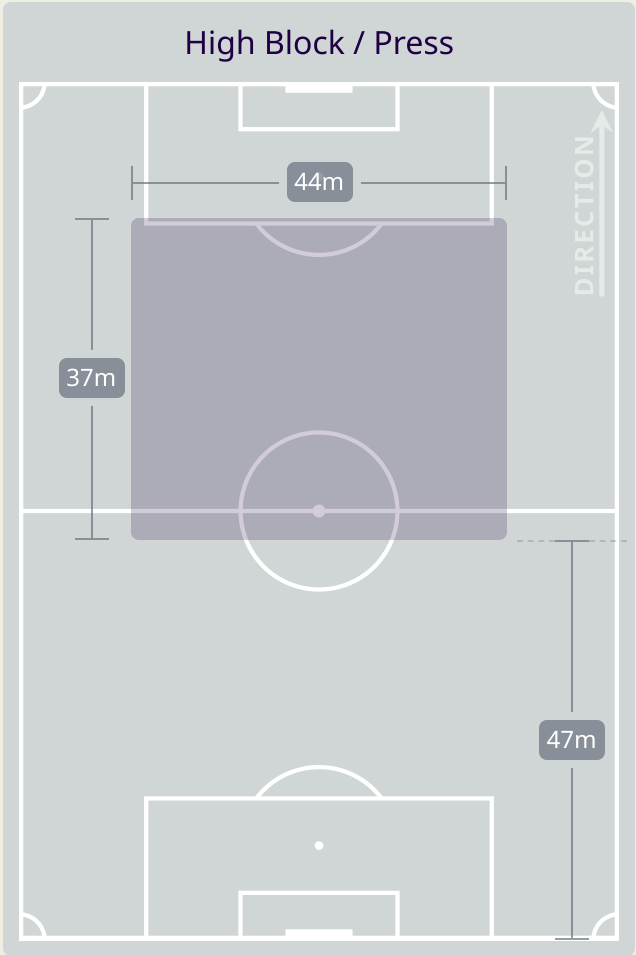
#	Player	Total Possession Regains
1	YAN Junling	8
2	JIANG Guangtai	10
3	ZHU Chenjie	14
5	ZHANG Linpeng	8
6	WANG Shangyuan	4
7	WU Lei	0
8	XU Xin	4
9	ZHANG Yuning	3
18	DAI Waijun	2
19	LIU Yang	7
21	LIU Bin Bin	3
10	XIE Pengfei	2
11	TAN Long	0
15	WU Xi	1
23	LIN Liangming	0

Defensive Line Height & Team Length

Lebanon



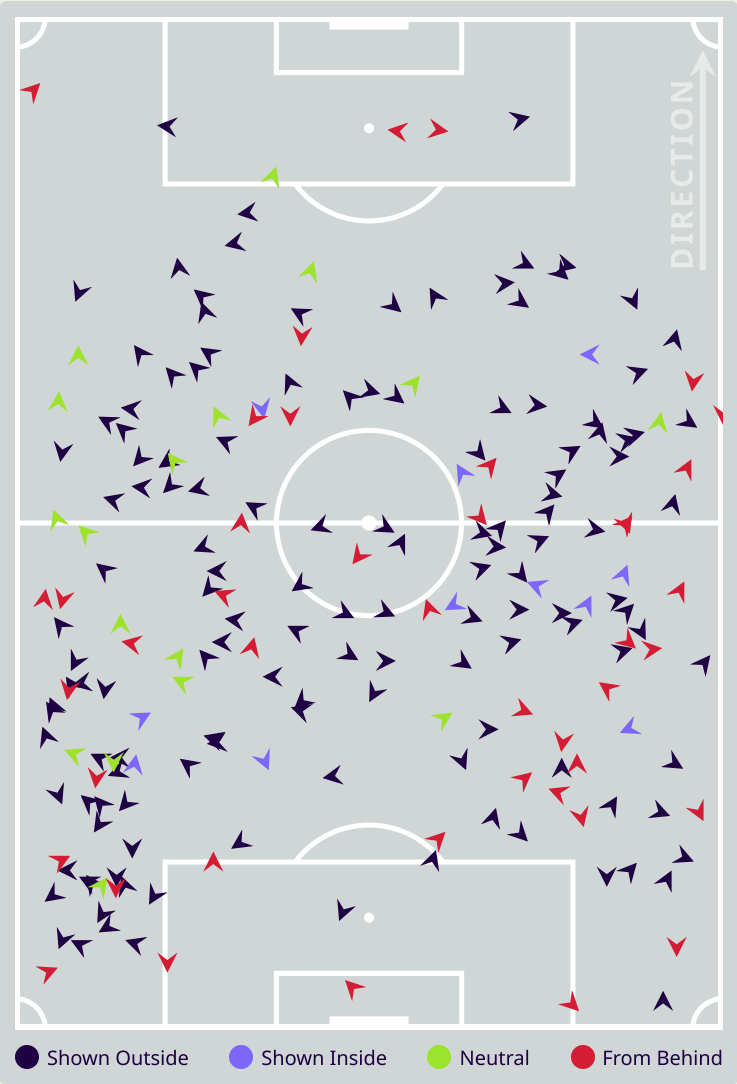
Defensive Line Height & Team Length



Defensive Pressure



Lebanon



211	Total Pressures	134
53	Direct Pressures	43
1.34s	Avg Pressure Duration	1.59s
67	Forced Turnovers	40
11.14s	Ball Recovery Time	9.32s
74	Pushing on into Pressing	33
233	Pushing on	89
11	Pressing Direction Inside	25
140	Pressing Direction Outside	65

Most Direct Pressures

12

TNEICH Ali

LEFT CENTRE MIDFIELD

Most Direct Pressures

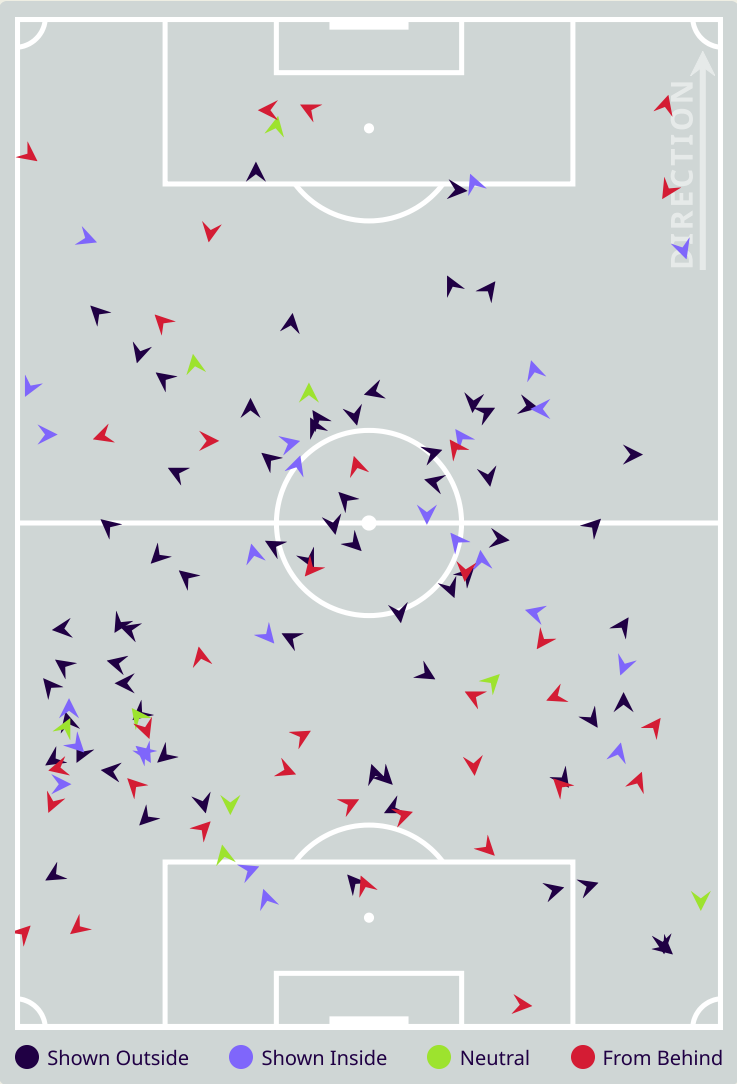
7

ZHU Chenjie

LEFT BACK

China PR





GOALKEEPING



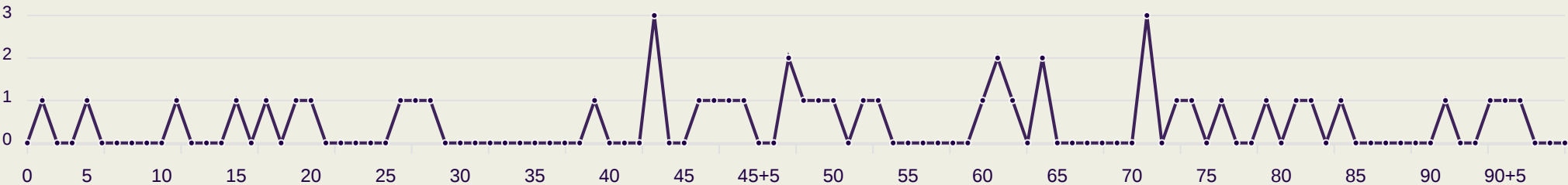
Lebanon v China PR

Goalkeeping Involvement



Lebanon

Lebanon GK Involvement Timeline



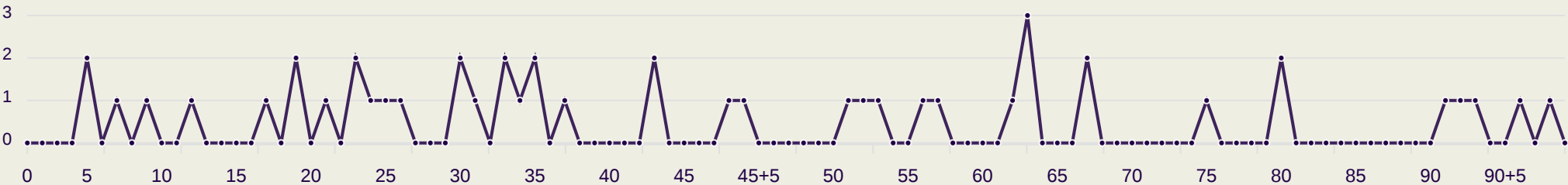
47

Total Involvements



China PR

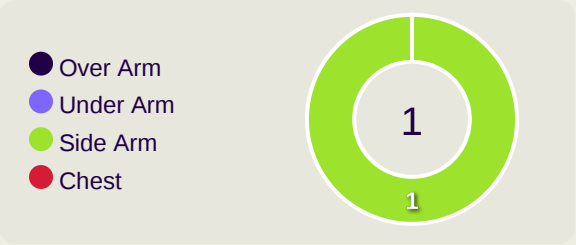
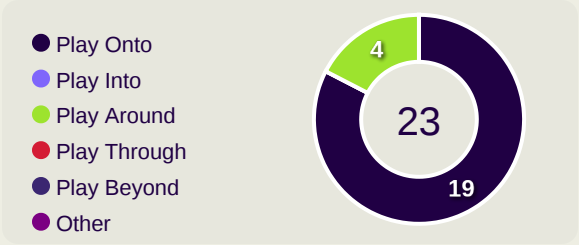
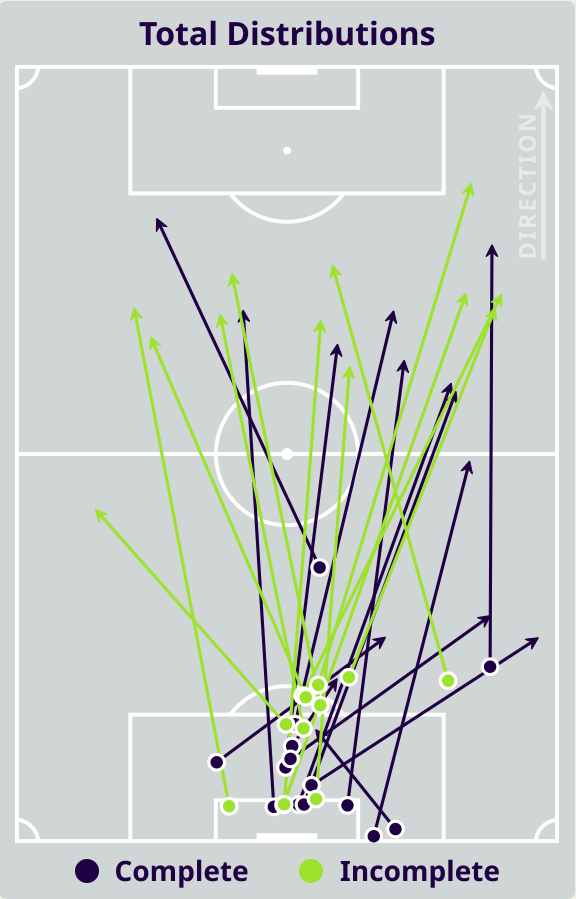
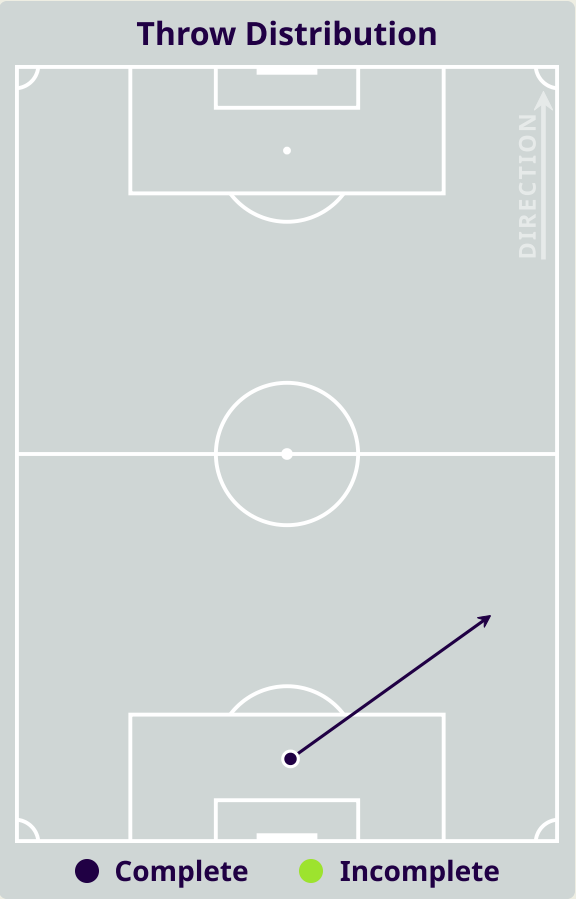
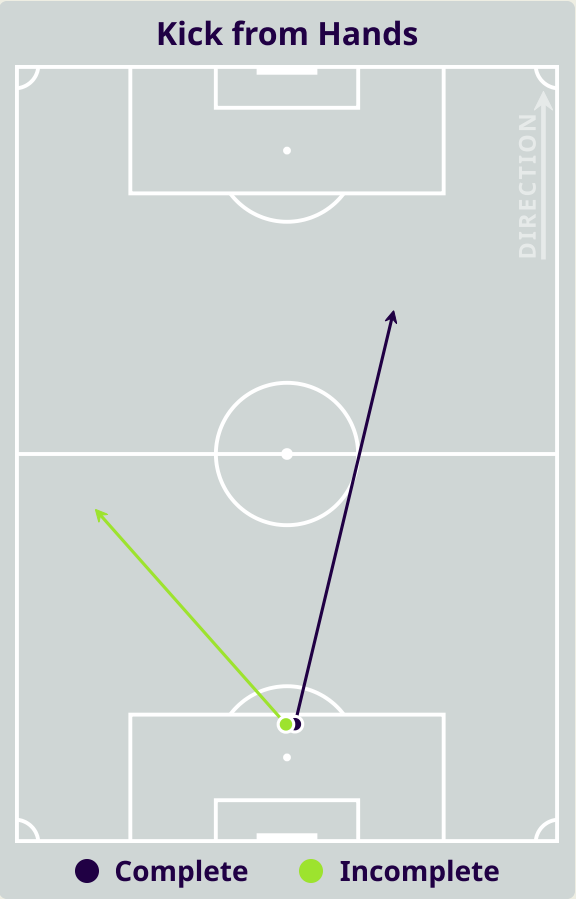
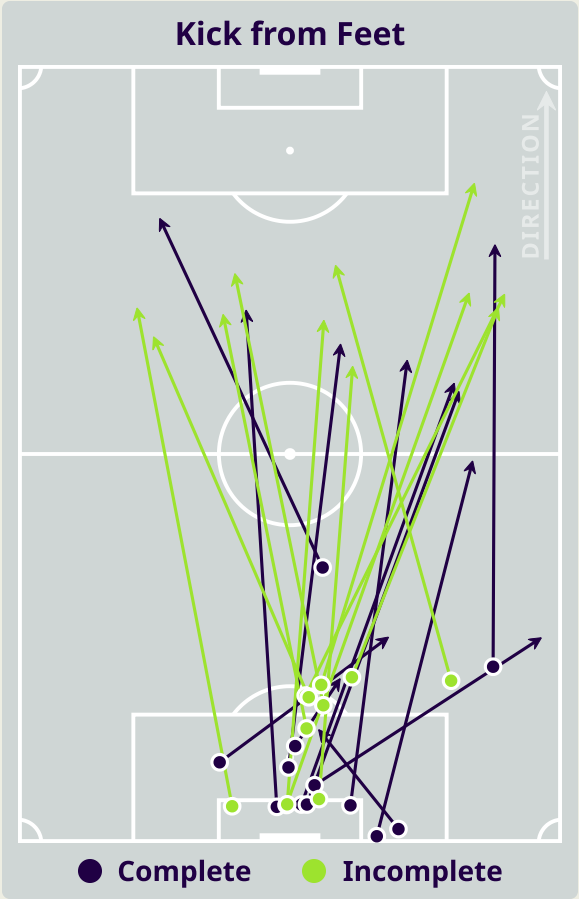
China PR GK Involvement Timeline



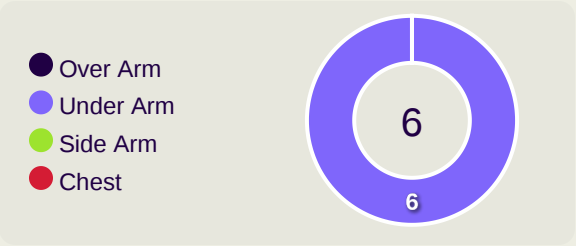
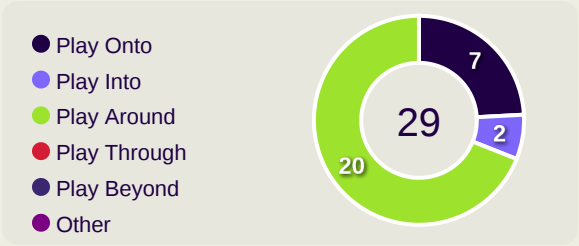
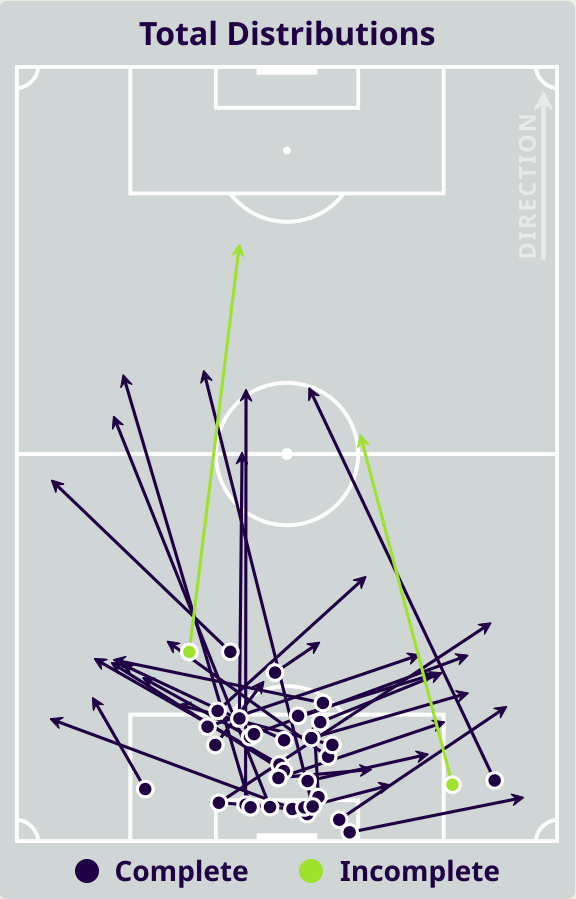
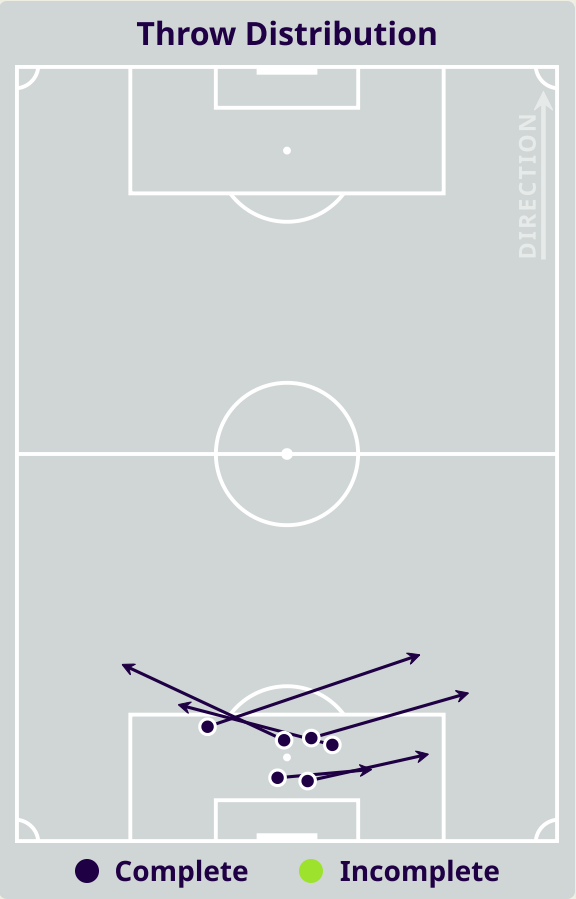
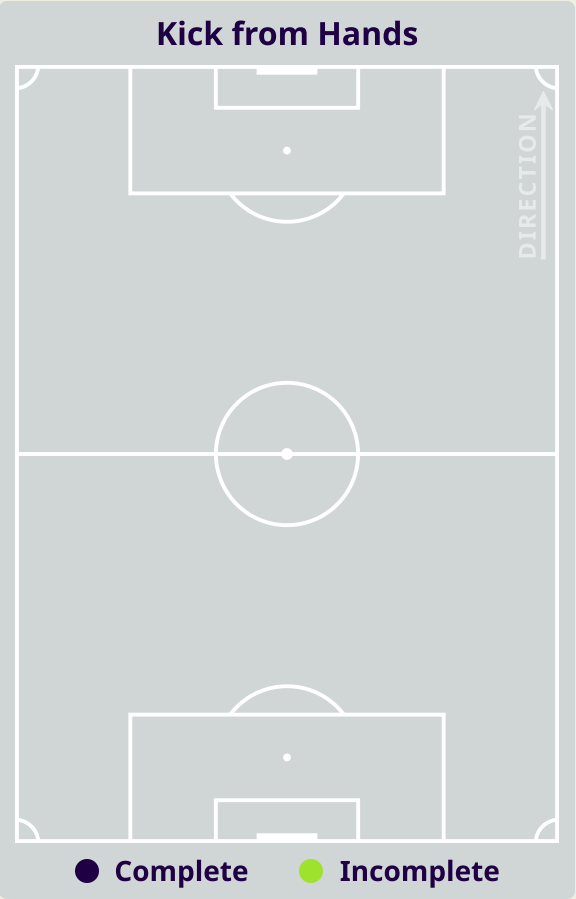
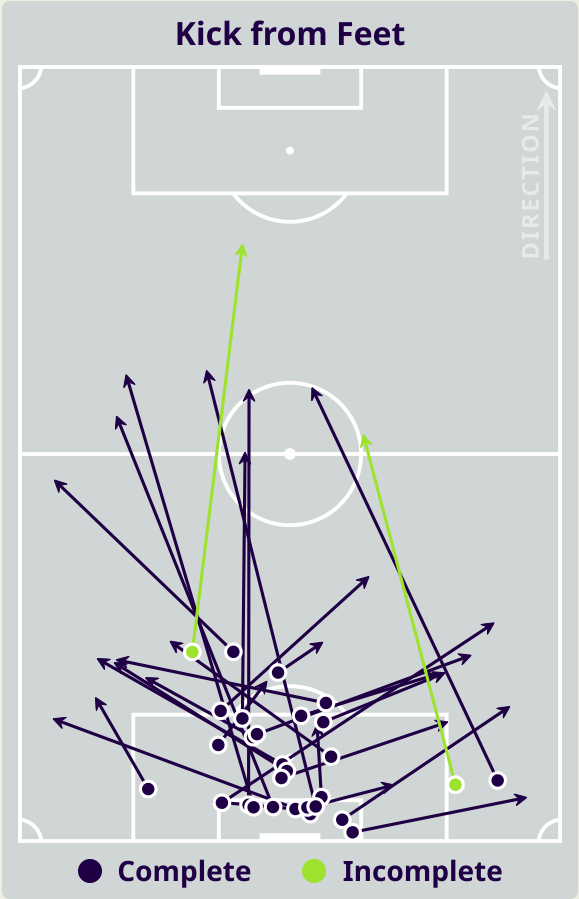
47

Total Involvements

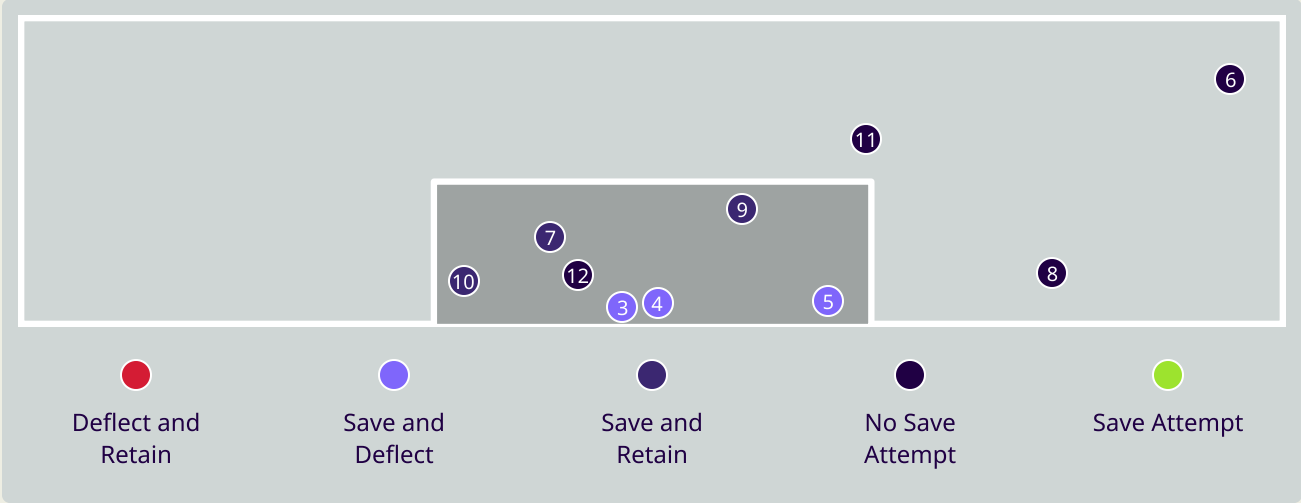
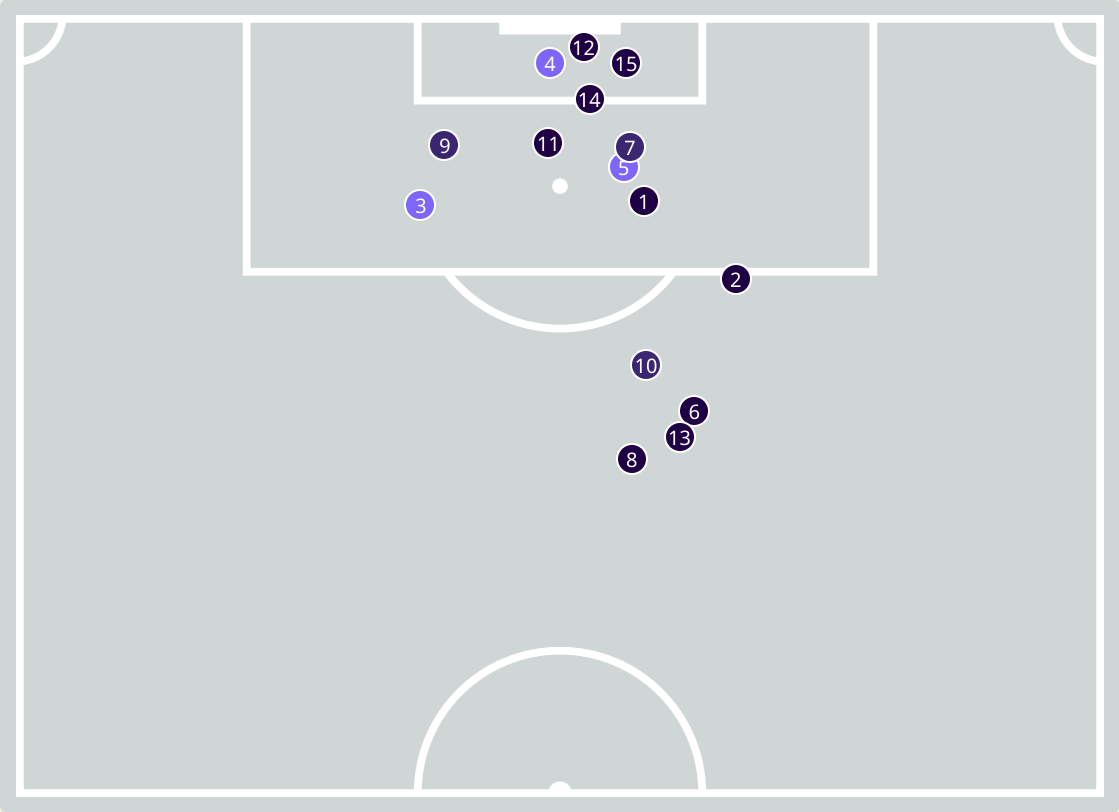
Goalkeeping Distribution



Goalkeeping Distribution



Goal Prevention

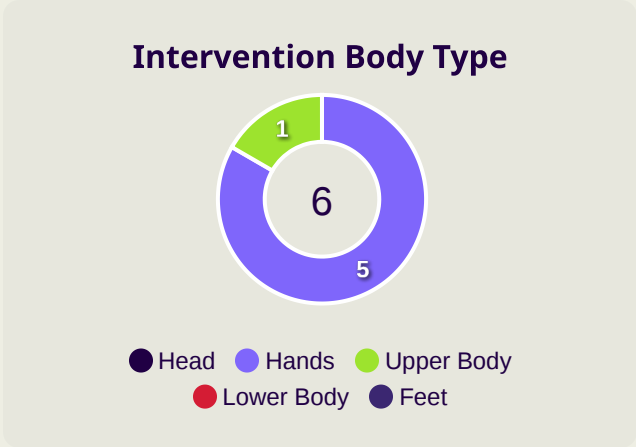
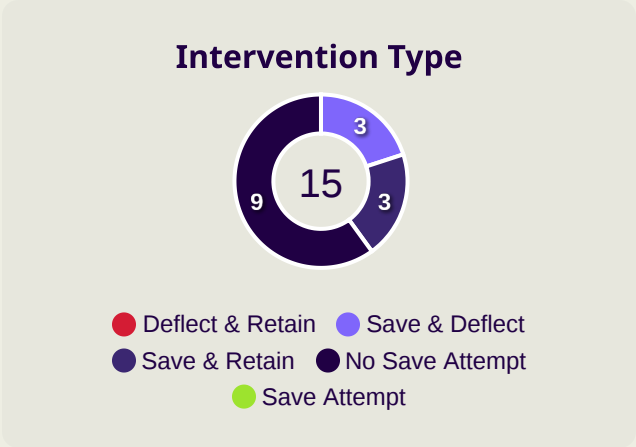


15

Total Attempts on Goal Faced

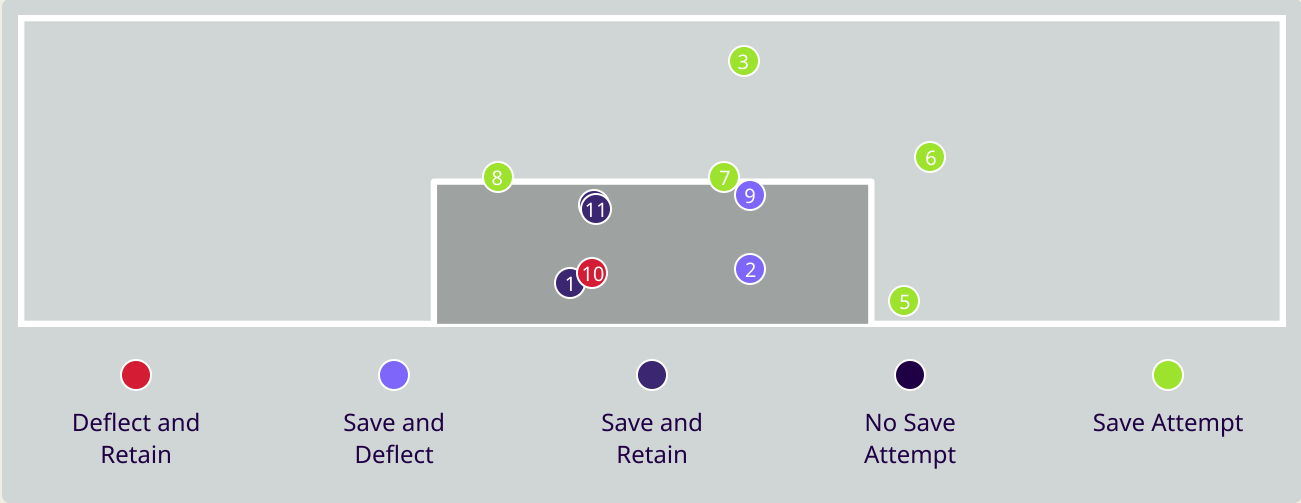
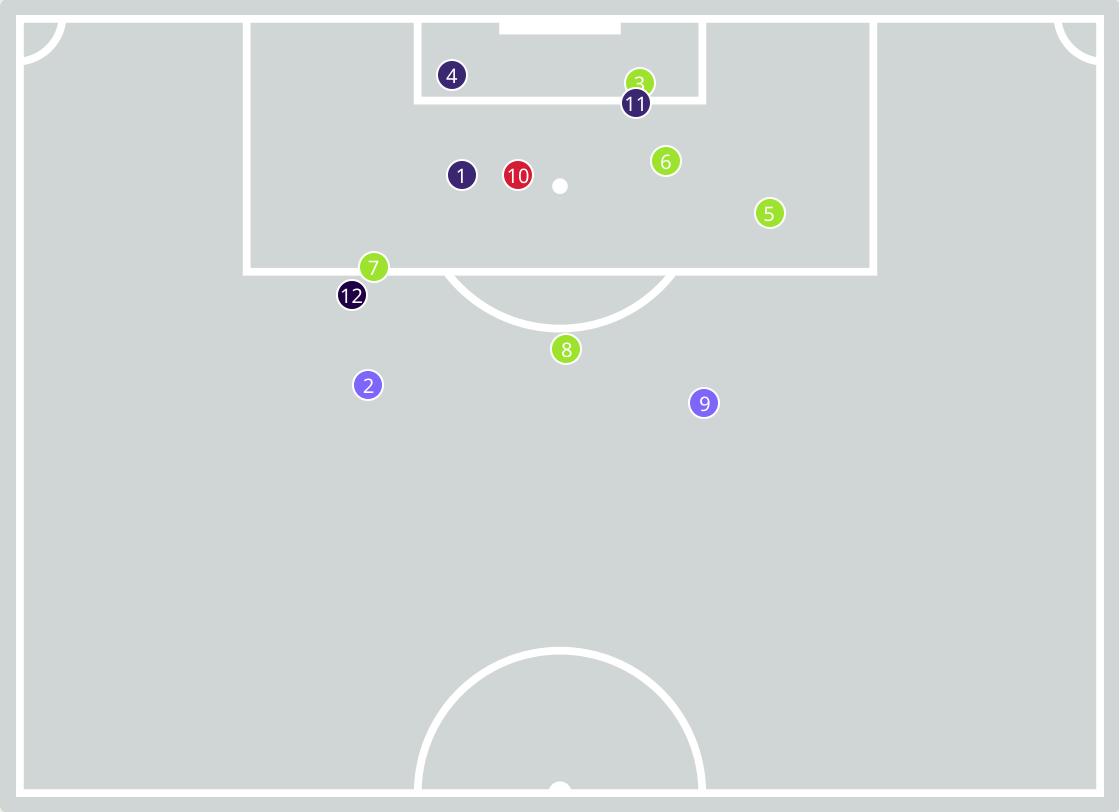
86

Save %



Total Attempts on Goal Faced	Total Goal Interventions	Save & Retain	Deflect & Retain	Save & Deflect	Save Attempt	No Save Attempt
15	6	3	0	3	0	9

Goal Prevention



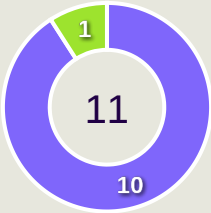
- Deflect and Retain
- Save and Deflect
- Save and Retain
- No Save Attempt
- Save Attempt

Intervention Type



- Deflect & Retain
- Save & Deflect
- Save & Retain
- No Save Attempt
- Save Attempt

Intervention Body Type



- Head
- Hands
- Upper Body
- Lower Body
- Feet

12

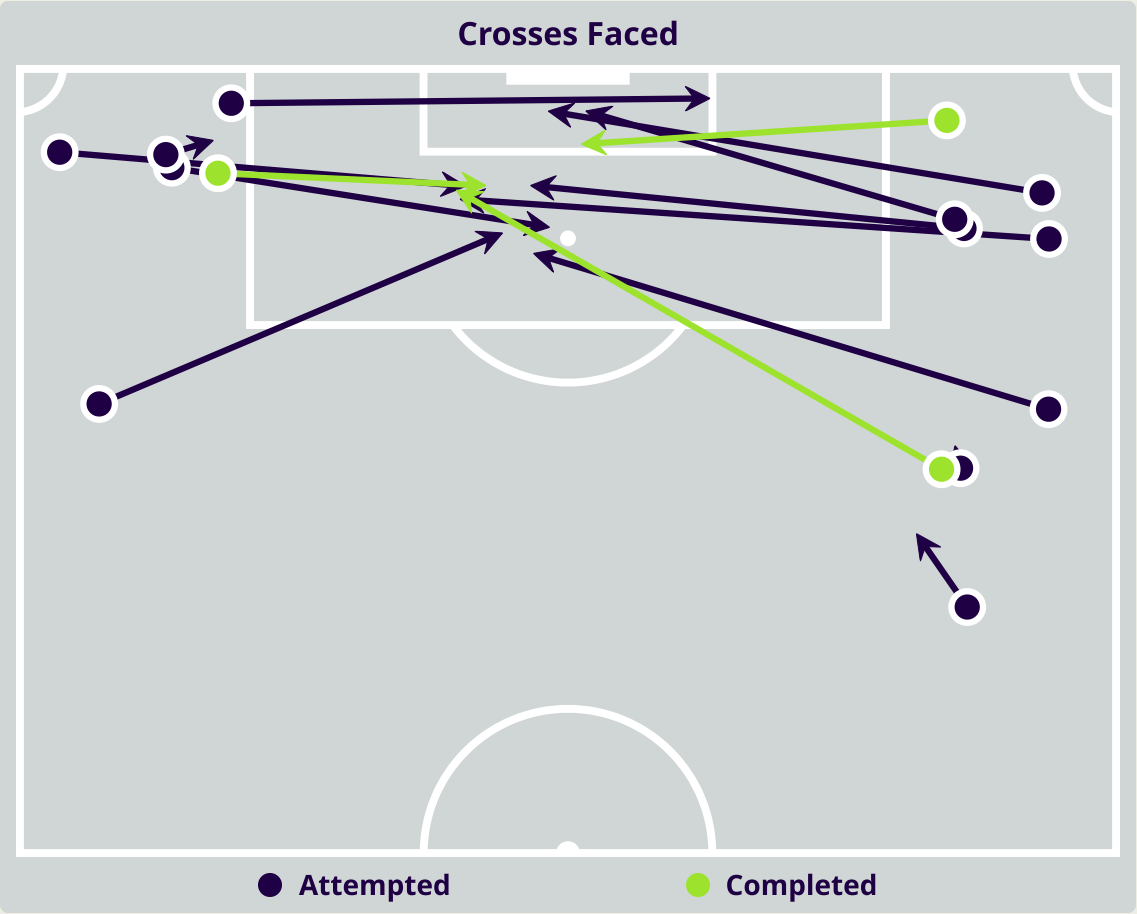

Total Attempts on Goal Faced

100

Save %

Total Attempts on Goal Faced	Total Goal Interventions	Save & Retain	Deflect & Retain	Save & Deflect	Save Attempt	No Save Attempt
12	5	3	0	2	5	1

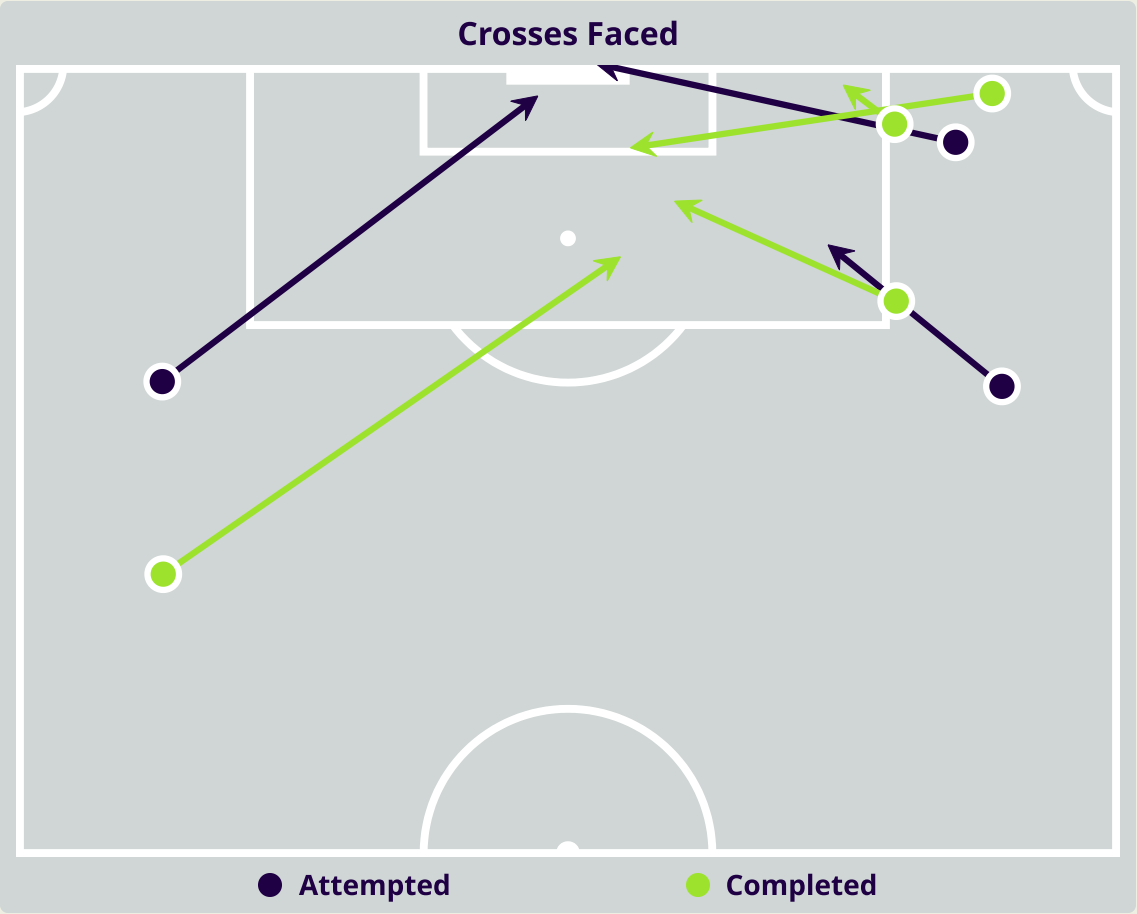
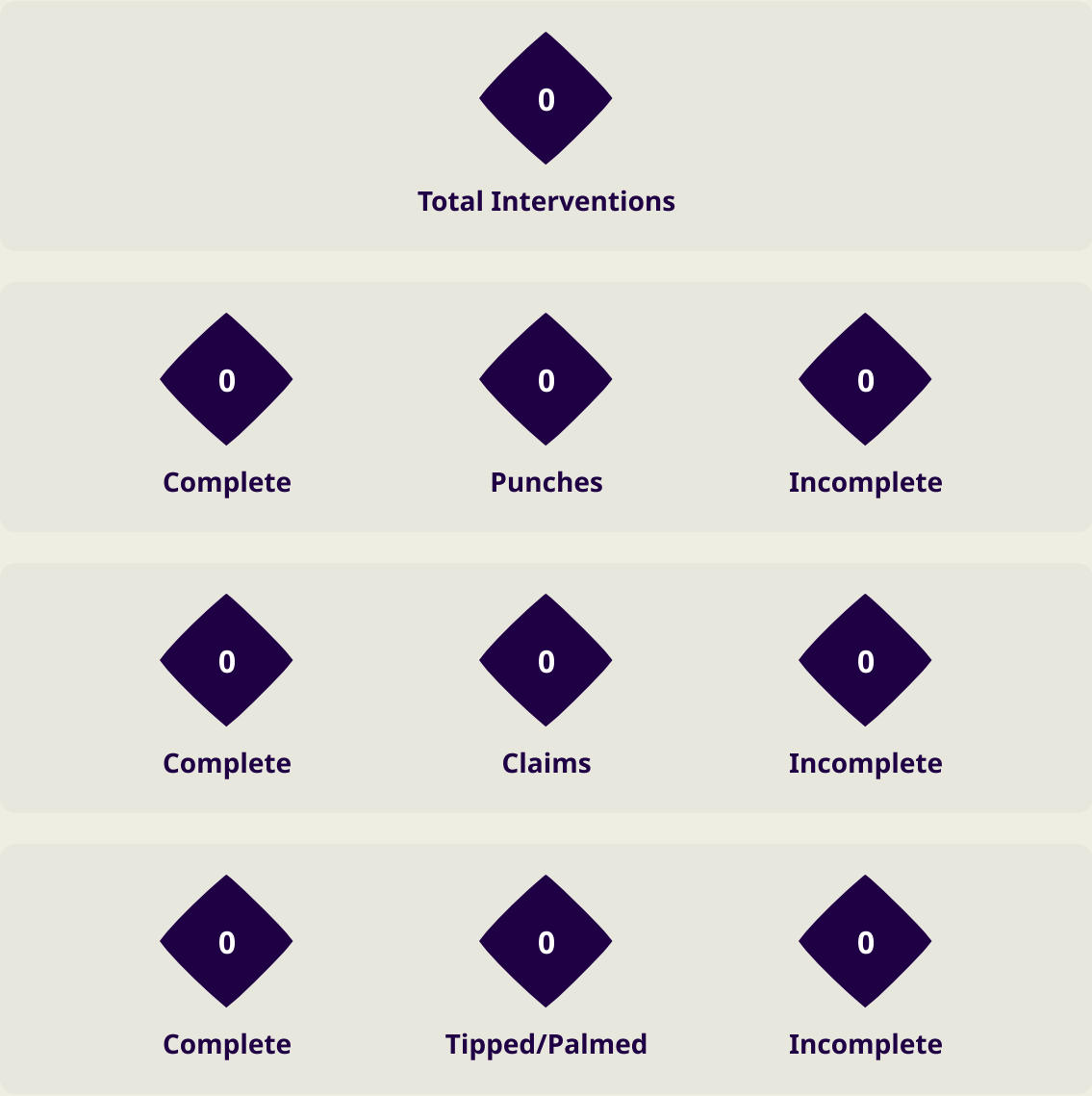
Aerial Control



Delivery Types Faced

Total	In Swing	Out Swing	Driven	Lofted	Cutback	Push
25	8	10	1	4	0	2

Aerial Control



Delivery Types Faced


Total	In Swing	Out Swing	Driven	Lofted	Cutback	Push
9	1	4	0	4	0	0

SET PLAYS



Lebanon v China PR

Set Plays



Free Kicks	
Type	Total
Direct	8
Direct (on target)	0
Direct (off target)	0
Indirect	1

Corners			
Delivery Type	From Left Side	From Right Side	Total
Direct to Area	1	1	2
Short	1	0	1

Edge of Penalty Area	0	0	0
----------------------	---	---	---

Corners	
Delivery Style	Total
Inswing	0
Outswing	1
Driven	0

Set Plays



Free Kicks	
Type	Total
Direct	14
Direct (on target)	0
Direct (off target)	0
Indirect	1

Corners			
Delivery Type	From Left Side	From Right Side	Total
Direct to Area	2	5	7
Short	0	1	1

Edge of Penalty Area	0	0	0
----------------------	---	---	---

Corners	
Delivery Style	Total
Inswing	4
Outswing	3
Driven	0

INDIVIDUAL DATA IN POSSESSION



Lebanon v China PR

In Possession - Distributions



#	Player	Passes Attempted	Passes Completed	Pass Completion %	Switches of Play	Crosses Attempted	Crosses Completed	Line Breaks Attempted	Line Breaks Completed	Line Break Completion %	Ball Progressions	Take Ons	Step Ins	Attempts at Goal	Goals
21	MATAR Mostafa	26	14	54%	0	0	0	22	11	50%	0	0	0	0	0
3	SABRA Maher	17	10	59%	0	0	0	8	5	62%	1	0	1	1	0
4	MANSOUR Nour	18	14	78%	0	0	0	5	2	40%	0	0	0	0	0
6	ZEIN Hussein	35	27	77%	1	3	2	10	5	50%	0	0	0	0	0
7	MAATOUK Hassan	12	11	92%	1	3	2	5	4	80%	1	0	1	2	0
11	CHAABAN Omar	16	7	44%	0	0	0	3	2	66%	0	0	0	3	0
13	KHAMIS Khalil	35	32	91%	0	0	0	11	9	81%	0	0	0	3	0
18	EL ZEIN Kassem	45	32	71%	0	1	1	22	14	63%	1	0	1	0	0
20	TNEICH Ali	24	18	75%	0	0	0	5	3	60%	2	1	1	1	0
22	JRADI Bassel	17	15	88%	0	1	0	5	4	80%	3	2	1	0	0
25	SROUR Hasan	27	25	93%	0	1	1	4	3	75%	1	1	0	2	0
9	ALHELWE Hilal	2	2	100%	0	0	0	0	0	0%	0	0	0	0	0
10	HAIDAR Mohamad	10	6	60%	0	0	0	3	0	0%	0	0	0	0	0
12	MELKI Robert	17	13	76%	1	0	0	7	4	57%	0	0	0	0	0
16	SHOUR Walid	0	0	0%	0	0	0	0	0	0%	0	0	0	0	0

In Possession - Offers & Receptions



			Offer movement types						
#	Player	Total Offers	In Front	In Between	Out to In	In to Out	In Behind	No Movement	Offers Received
21	MATAR Mostafa	0	0	0	0	0	0	0	0
3	SABRA Maher	11	0	0	0	0	7	4	2
4	MANSOUR Nour	0	0	0	0	0	0	0	0
6	ZEIN Hussein	17	2	0	2	1	5	7	9
7	MAATOUK Hassan	18	2	4	2	2	6	2	5
11	CHAABAN Omar	15	0	1	1	0	13	0	2
13	KHAMIS Khalil	12	2	1	0	0	0	9	9
18	EL ZEIN Kassem	18	0	0	0	0	2	16	10
20	TNEICH Ali	16	1	9	1	2	2	1	4
22	JRADI Bassel	48	1	21	1	3	19	3	10
25	SROUR Hasan	10	3	4	1	0	0	2	2
9	ALHELWE Hilal	1	0	0	0	0	1	0	0
10	HAIDAR Mohamad	1	1	0	0	0	0	0	0
12	MELKI Robert	0	0	0	0	0	0	0	0
16	SHOUR Walid	1	1	0	0	0	0	0	0

In Possession - Distributions



#	Player	Passes Attempted	Passes Completed	Pass Completion %	Switches of Play	Crosses Attempted	Crosses Completed	Line Breaks Attempted	Line Breaks Completed	Line Break Completion %	Ball Progressions	Take Ons	Step Ins	Attempts at Goal	Goals
1	YAN Junling	35	33	94%	0	0	0	8	6	75%	0	0	0	0	0
2	JIANG Guangtai	48	48	100%	0	0	0	5	5	100%	0	0	0	0	0
3	ZHU Chenjie	46	42	91%	1	0	0	16	12	75%	0	0	0	0	0
5	ZHANG Linpeng	50	45	90%	1	2	1	22	16	72%	6	0	6	2	0
6	WANG Shangyuan	38	29	76%	0	1	0	12	7	58%	1	0	1	1	0
7	WU Lei	12	8	67%	0	0	0	3	2	66%	0	0	0	4	0
8	XU Xin	42	37	88%	1	0	0	16	14	87%	6	5	1	2	0
9	ZHANG Yuning	16	9	56%	0	0	0	3	0	0%	1	0	1	3	0
18	DAI Waijun	31	24	77%	0	10	3	9	3	33%	1	0	1	0	0
19	LIU Yang	58	41	71%	1	4	0	20	12	60%	4	0	4	0	0
21	LIU Bin Bin	24	23	96%	0	3	0	7	5	71%	1	0	1	0	0
10	XIE Pengfei	10	8	80%	1	5	2	5	2	40%	3	2	1	1	0
11	TAN Long	4	2	50%	0	0	0	1	1	100%	0	0	0	0	0
15	WU Xi	14	11	79%	0	0	0	6	4	66%	0	0	0	0	0
23	LIN Liangming	6	3	50%	0	0	0	1	0	0%	1	0	1	2	0

In Possession - Offers & Receptions



			Offer movement types						
#	Player	Total Offers	In Front	In Between	Out to In	In to Out	In Behind	No Movement	Offers Received
1	YAN Junling	5	1	0	0	0	0	4	3
2	JIANG Guangtai	1	0	0	0	0	0	1	1
3	ZHU Chenjie	3	1	0	0	0	0	2	2
5	ZHANG Linpeng	17	4	0	0	0	0	13	8
6	WANG Shangyuan	32	13	11	0	1	3	4	6
7	WU Lei	38	2	13	1	4	18	0	8
8	XU Xin	29	9	9	1	2	3	5	11
9	ZHANG Yuning	59	2	33	0	3	18	3	7
18	DAI Waijun	38	3	12	2	3	10	8	12
19	LIU Yang	25	5	4	1	0	5	10	13
21	LIU Bin Bin	46	6	2	0	0	15	23	10
10	XIE Pengfei	11	2	0	2	1	4	2	4
11	TAN Long	13	0	5	0	1	6	1	1
15	WU Xi	14	10	1	0	2	0	1	7
23	LIN Liangming	23	0	17	1	1	4	0	4

INDIVIDUAL DATA OUT OF POSSESSION



Lebanon v China PR

Out of Possession



#	Player	Tackles Made / Won	Blocks	Interceptions	Pressing Direct	Pressing Indirect	Duels Won - Aerial	Duels Won - Physical	Possession Contests won	Clearances	Loose Ball Receptions	Pushing On	Pushing On into Pressing	Possession Regains	Possession Interrupted
1	YAN Junling	0 / 0	0	0	0	0	0	0	0	1	4	0	0	8	0
2	JIANG Guangtai	2 / 0	0	0	1	2	7	0	8	17	4	3	1	10	12
3	ZHU Chenjie	6 / 1	0	1	7	1	5	0	6	8	3	6	2	14	3
5	ZHANG Linpeng	8 / 1	2	1	5	3	3	0	3	8	4	13	4	8	7
6	WANG Shangyuan	4 / 0	2	0	4	12	0	0	0	6	11	10	2	4	5
7	WU Lei	1 / 0	1	0	1	3	1	0	1	0	4	7	0	0	1
8	XU Xin	4 / 1	2	1	3	8	1	0	1	3	1	4	2	4	4
9	ZHANG Yuning	1 / 0	2	0	1	21	2	0	2	1	3	5	3	3	1
18	DAI Waijun	3 / 1	0	0	6	9	1	0	2	2	8	4	3	2	3
19	LIU Yang	6 / 0	1	1	7	11	6	0	6	5	9	15	5	7	5
21	LIU Bin Bin	2 / 0	1	1	3	4	0	0	0	0	6	5	1	3	0
10	XIE Pengfei	2 / 0	0	0	2	1	3	0	3	2	5	1	1	2	1
11	TAN Long	0 / 0	0	0	0	10	0	0	0	0	1	8	6	0	0
15	WU Xi	0 / 0	0	0	1	1	0	0	0	1	1	2	1	1	1
23	LIN Liangming	0 / 0	0	0	2	5	3	0	3	0	0	6	2	0	0

INDIVIDUAL DATA PHYSICAL



Lebanon v China PR

#	Player	Total Distance (m)	Zone 1: 0-7 km/h (m)	Zone 2: 7-15 km/h (m)	Zone 3: 15-20 km/h (m)	Zone 4: 20-25 km/h (m)	Zone 5: 25+ km/h (m)	High Speed Runs (Zone 4)	Sprints (Zone 5)	Top Speed (km/h)
21	MATAR Mostafa	4667.9	3831.4	706.6	92.4	37.5	0	5.0	0	24.9
3	SABRA Maher	10364.5	4587.1	3911.3	1052.4	507.9	305.8	74.0	24.0	31.6
4	MANSOUR Nour	1980.8	584.3	1073.2	215.6	104.2	3.6	9.0	1.0	25.7
6	ZEIN Hussein	10292.6	3985.5	4037.3	1524.8	553.1	191.9	78.0	17.0	31.0
7	MAATOUK Hassan	7980.1	3848.5	2606.6	1057.1	391.7	76.3	50.0	5.0	30.3
11	CHAABAN Omar	10964.3	4135.6	4429.3	1607.1	578.8	213.5	74.0	15.0	31.4
13	KHAMIS Khalil	10373.2	4518.4	4348.3	1036.0	342.7	127.8	53.0	12.0	32.2
18	EL ZEIN Kassem	9893.1	4957.0	3687.6	892.0	246.5	110.1	36.0	9.0	30.1
20	TNEICH Ali	11554.6	4477.3	4071.6	2074.8	749.6	181.3	81.0	14.0	29.6
22	JRADI Bassel	11850.8	4336.9	5088.1	1600.4	678.4	147.0	77.0	14.0	31.1
25	SROUR Hasan	10275.4	3813.2	3885.5	1799.2	588.6	188.9	82.0	16.0	30.9
9	ALHELWE Hilal	709.3	293.4	226.6	134.0	44.5	10.7	5.0	1.0	26.3
10	HAIDAR Mohamad	3181.3	1110.0	1230.0	614.2	198.5	28.7	26.0	5.0	26.4
12	MELKI Robert	7467.9	3613.8	3049.8	646.9	139.4	18.1	18.0	1.0	26.9
16	SHOUR Walid	806.1	238.6	325.0	188.1	47.3	7.0	6.0	1.0	25.5

Physical Data



#	Player	Total Distance (m)	Zone 1: 0-7 km/h (m)	Zone 2: 7-15 km/h (m)	Zone 3: 15-20 km/h (m)	Zone 4: 20-25 km/h (m)	Zone 5: 25+ km/h (m)	High Speed Runs (Zone 4)	Sprints (Zone 5)	Top Speed (km/h)
1	YAN Junling	6106.6	4637.4	1288.2	156.6	20.9	3.5	4.0	1.0	25.3
2	JIANG Guangtai	9311.8	4803.1	3387.5	798.7	227.8	94.6	37.0	9.0	29.6
3	ZHU Chenjie	9810.9	4541.3	4037.1	941.2	202.9	88.5	36.0	8.0	30.8
5	ZHANG Linpeng	10826.2	4236.8	4661.6	1428.0	371.1	128.7	59.0	13.0	28.7
6	WANG Shangyuan	11105.8	4542.2	4558.8	1492.6	472.4	39.8	62.0	6.0	27.3
7	WU Lei	6993.7	3036.1	2795.8	622.6	302.4	236.8	54.0	14.0	32.6
8	XU Xin	8425.7	3180.7	3787.6	1031.1	360.4	65.9	32.0	6.0	27.9
9	ZHANG Yuning	7903.1	3067.8	3313.9	974.4	495.6	51.3	58.0	9.0	28.3
18	DAI Waijun	11605.8	4373.8	5160.4	1575.2	413.6	82.9	58.0	7.0	29.0
19	LIU Yang	10496.0	4522.3	4198.7	1173.9	381.3	220.0	54.0	17.0	30.8
21	LIU Bin Bin	7793.0	3165.3	3075.6	968.8	415.7	167.6	53.0	13.0	33.2
10	XIE Pengfei	2659.2	1222.1	872.0	340.3	140.1	84.7	25.0	7.0	28.9
11	TAN Long	3600.7	1407.5	1378.9	565.9	208.5	40.0	28.0	4.0	27.5
15	WU Xi	3029.6	1172.3	1237.7	421.1	156.7	41.6	19.0	3.0	29.6
23	LIN Liangming	3513.0	1360.0	1407.9	481.7	204.8	58.6	24.0	4.0	31.6



AFC
ASIAN CUP
QATAR 2023™