



**AFC**  
**ASIAN CUP**  
QATAR 2023™



**Tajikistan 0 - 1 Qatar**

Group A - Match 14  
17 January 2024  
17:30 Kick Off  
Al Bayt Stadium

**POST MATCH SUMMARY REPORT**

Match Summary - Teams



Tajikistan

0 — 1

Qatar

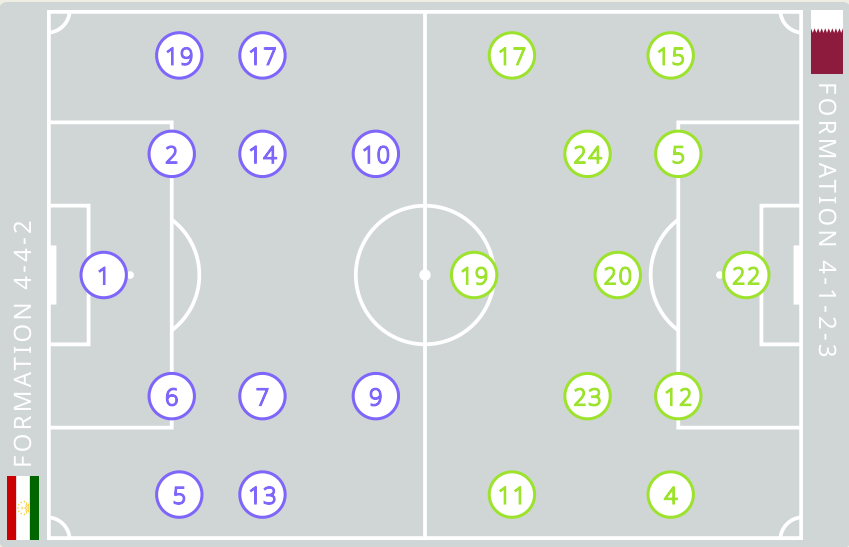


STARTING

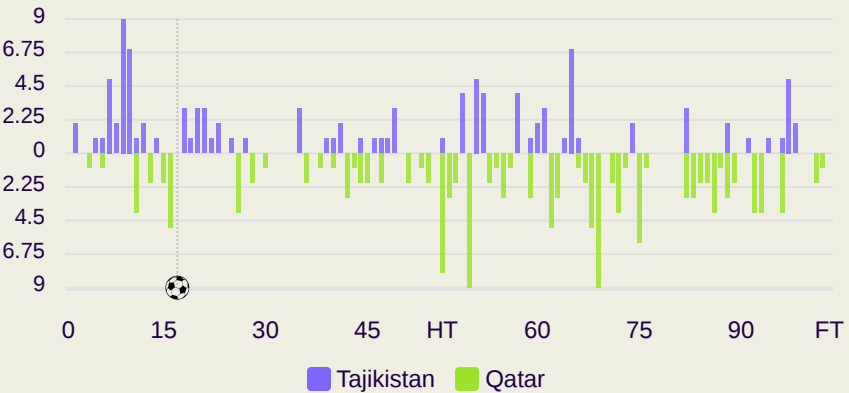
1	GK	YATIMOV Rustam	
2	DF	DZHURABOYEV Zoir	
5	DF	SAFAROV Manucher	35'
6	DF	HANONOV Vahdat	81'
7	MF	UMARBAEV Parvizdzhon	82'
9	FW	SOIROV Rustam	46'
10	MF	DZHALILOV Alisher	90+1'
13	MF	KAMOLOV Amadoni	81'
14	MF	SHUKUROV Alisher	90+1'
17	MF	EHSONI Panshanbe	
19	DF	NAZAROV Akhtam (C)	82'

SUBSTITUTES

16	GK	BAROTOV Daler	
23	GK	KHASANOV Mukhriddin	
3	DF	DAVLATMIR Tabrezi	82'
4	DF	NAZAROV Kholmurod	
8	MF	TURSUNOV Komron	
11	MF	RAHIMOV Muhammadjon	
12	DF	QURBONOV Sodikjon	
15	MF	MABATSHOEV Shervoni	82'
18	MF	KHAILOEV Ruslan	
20	MF	ALIJONI Burizod	90+1' 100'
21	MF	SAFAROV Vaisiddin	
22	FW	SAMIEV Shahrom	46'
24	MF	IMOMNAZAROV Daler	
25	FW	KHAMROKULOV Nuriddin	90+1'
26	FW	AZIZBOEV Muhammadali	



Distribution in the Final Third



STARTING

	MESHAAL BARSHAM	GK	22	
60'	MOHAMMED WAAD	MF	4	
	TAREK SALMAN	DF	5	
17'	AKRAM AFIF	FW	11	
	LUCAS MENDES	DF	12	
	BASSAM ALRAWI	DF	15	
45'	(C) ISMAIL MOHAMAD	MF	17	
	ALMOEZ ALI	FW	19	
65'	46'	AHMED FATHY	MF	20
59'	MOUSTAFA TAREK	MF	23	
88'	JASSEM GABER	DF	24	

SUBSTITUTES

	SAAD ALSHEEB	GK	1	
	SALAH ZAKARIA	GK	21	
88'	PEDRO MIGUEL	DF	2	
	ALMAHDI ALI	DF	3	
	ABDULAZIZ HATEM	MF	6	
	AHMED ALAAELDIN	FW	7	
	ALI ASAD	MF	8	
	YUSUF ABDURISAG	FW	9	
59'	HASSAN ALHAYDOS	MF	10	
	KHALID MUNEER	FW	13	
	HOMAM AHMED	DF	14	
65'	BOUALEM KHOUKHI	DF	16	
	SULTAN ALBRAKE	DF	18	
45'	AHMED ALGANEHI	FW	25	
	KHALED MOHAMMED	MF	26	


Match Summary - Key Statistics



Tajikistan



Qatar



Possession			
Total	<div><div>33.3%</div><div>14%</div><div>52.7%</div></div>		Total
0	Goals		1
5 (3)	Attempts at Goal (On Target)		12 (5)
328 (233)	Total Passes (Complete)		498 (409)
71 %	Pass Completion %		82 %
60	Completed Line Breaks		108
10	Defensive Line Breaks		18
84	Receptions in the Final Third		117
17	Crosses		15
7	Ball Progressions		13
226 (48)	Defensive Pressures Applied (Direct Pressures)		172 (43)
57	Forced Turnovers		68
76	Second Balls		76
118.1 km	Total Distance Covered		117.6 km
7.1 km	Zone 4 – Low Speed Sprinting: 20-25 km/h		6.7 km



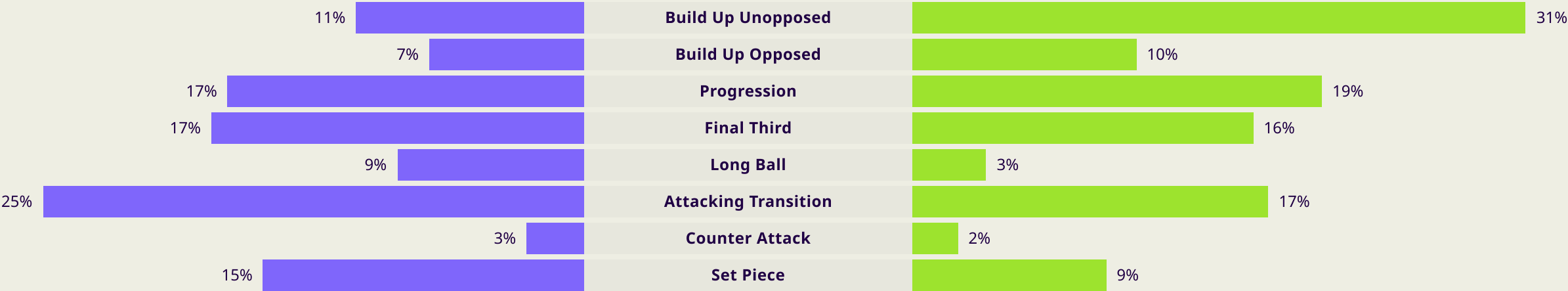
Tajikistan

## Phases of Play

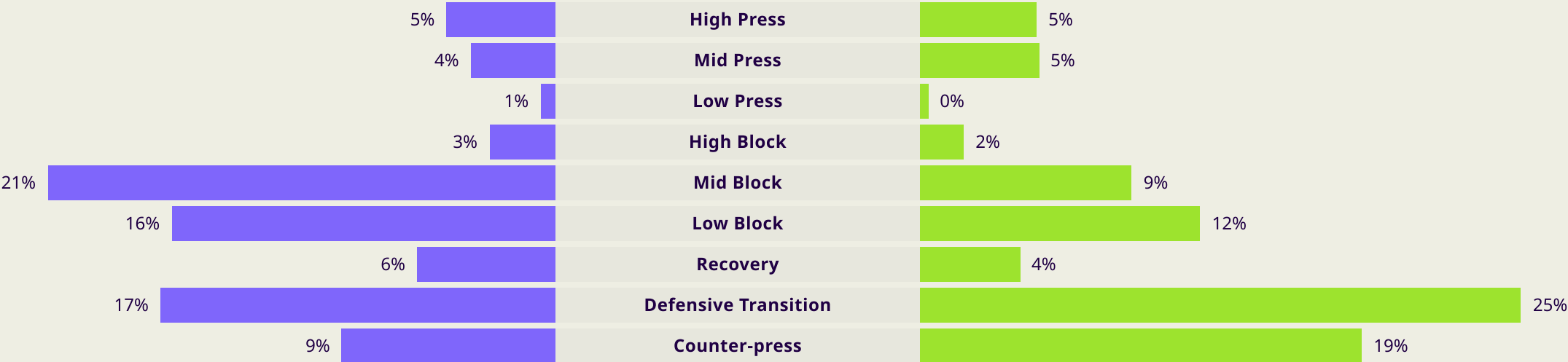
Qatar



### IN POSSESSION



### OUT OF POSSESSION



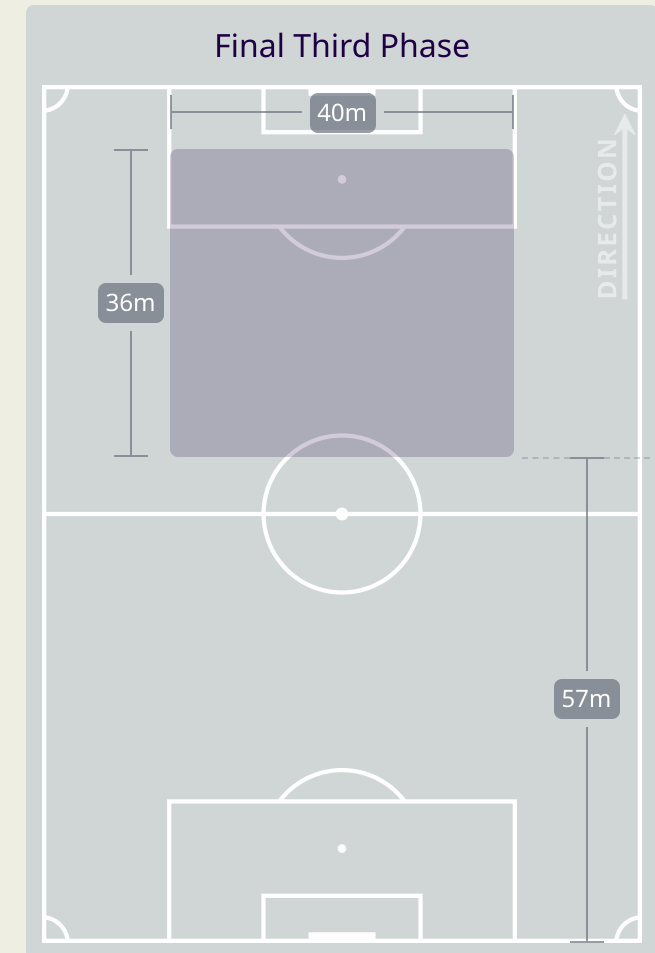
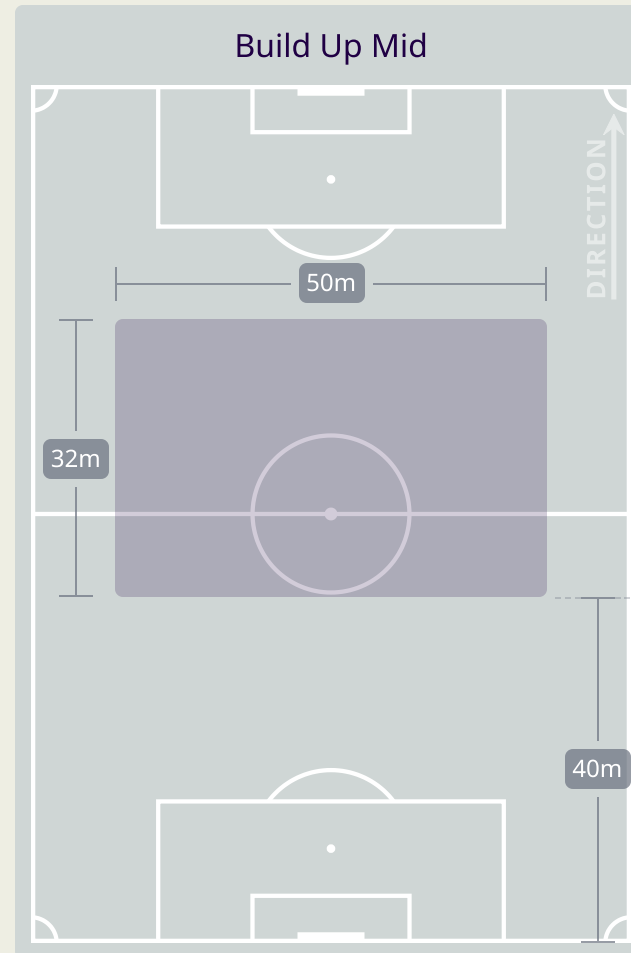
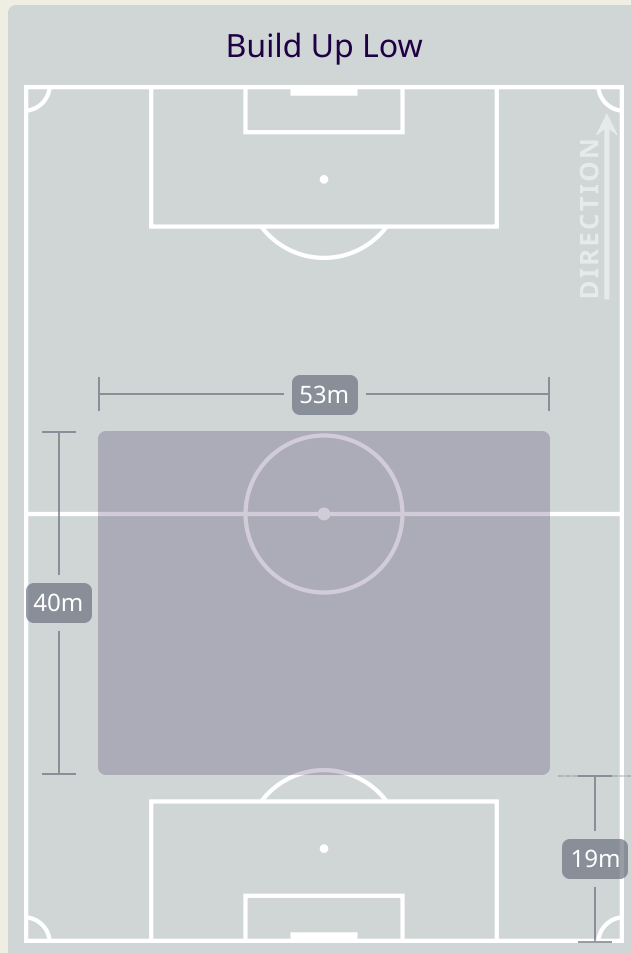
# IN POSSESSION



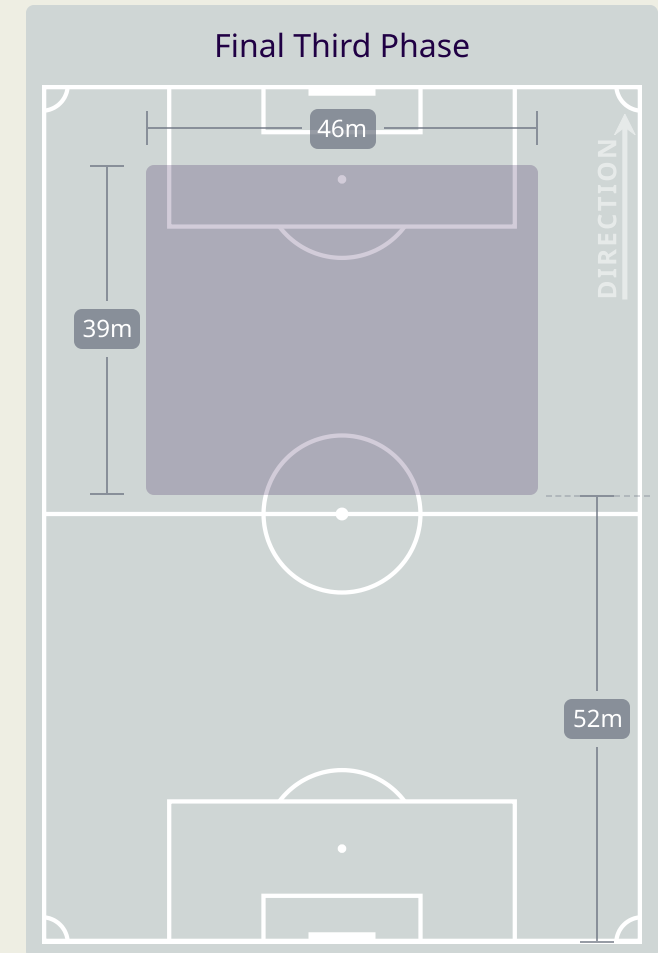
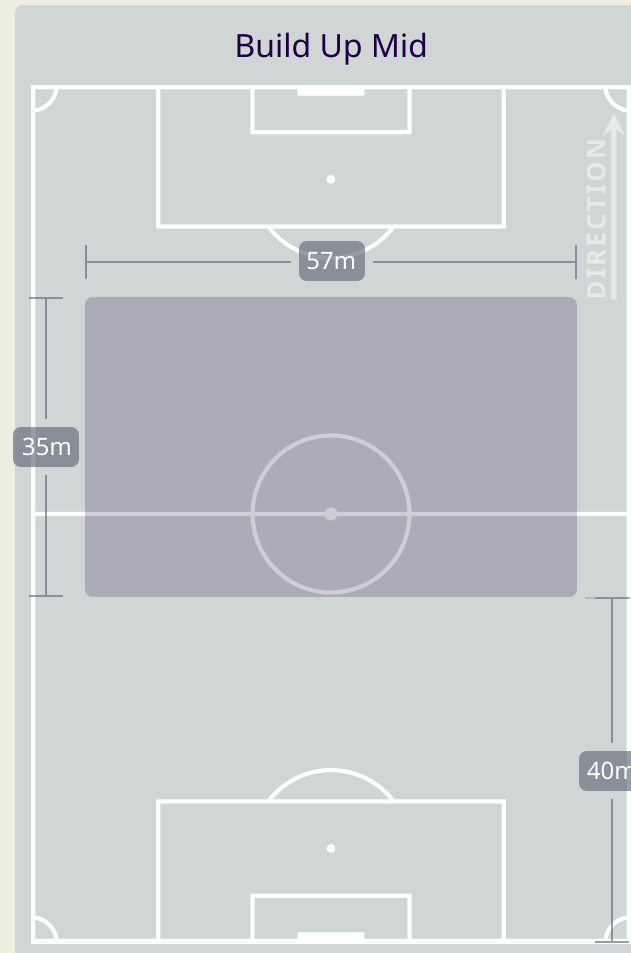
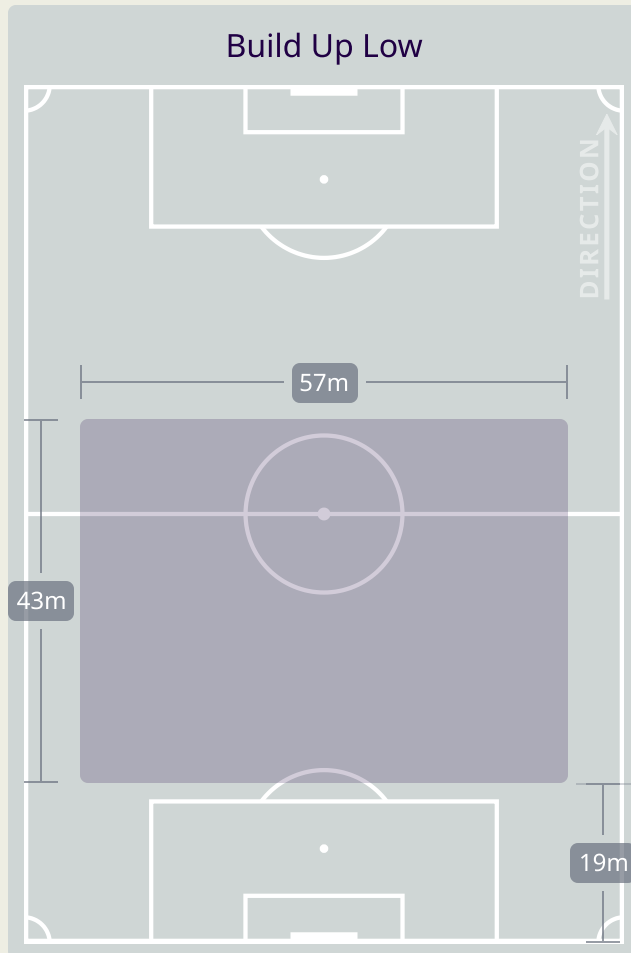
Tajikistan v Qatar

# In Possession Line Height & Team Length

Tajikistan



# In Possession Line Height & Team Length



Line Breaks



Tajikistan

Attempted Line Breaks

113

23 Attempted

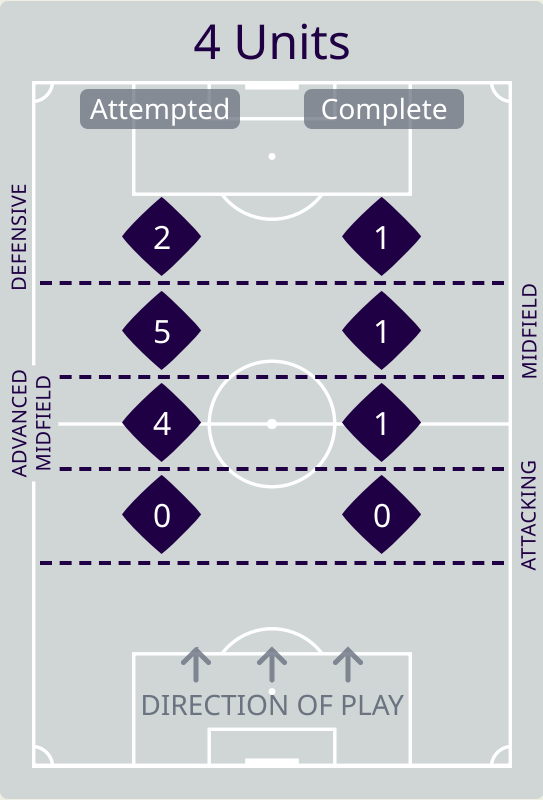
15 Complete

32 Attempted

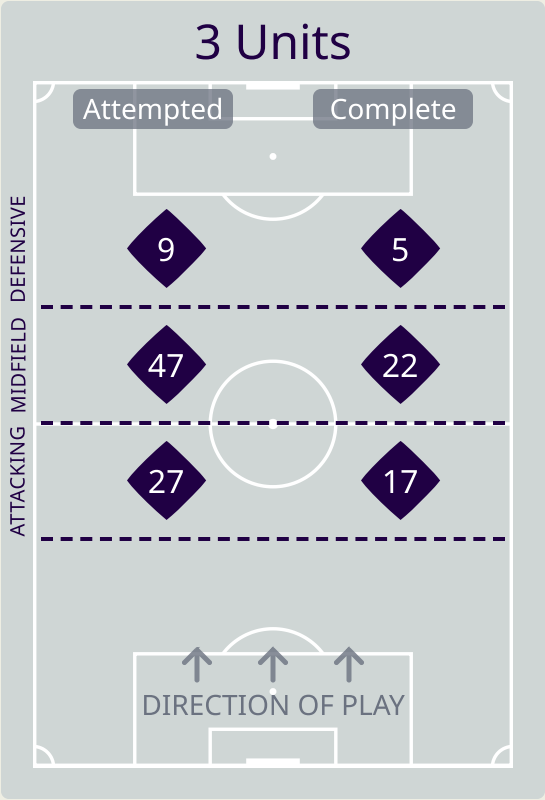
28 Complete

58 Attempted

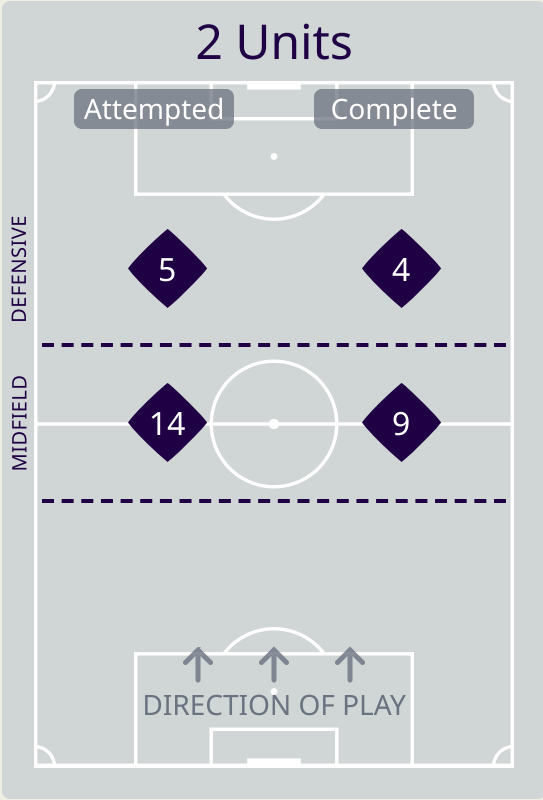
17 Complete



Attempted Line Breaks	11
Inside Shape	9
Outside Shape	2



Attempted Line Breaks	83
Inside Shape	52
Outside Shape	31



Attempted Line Breaks	19
Inside Shape	11
Outside Shape	8



Line Breaks



Qatar

Attempted Line Breaks

152

44 Attempted

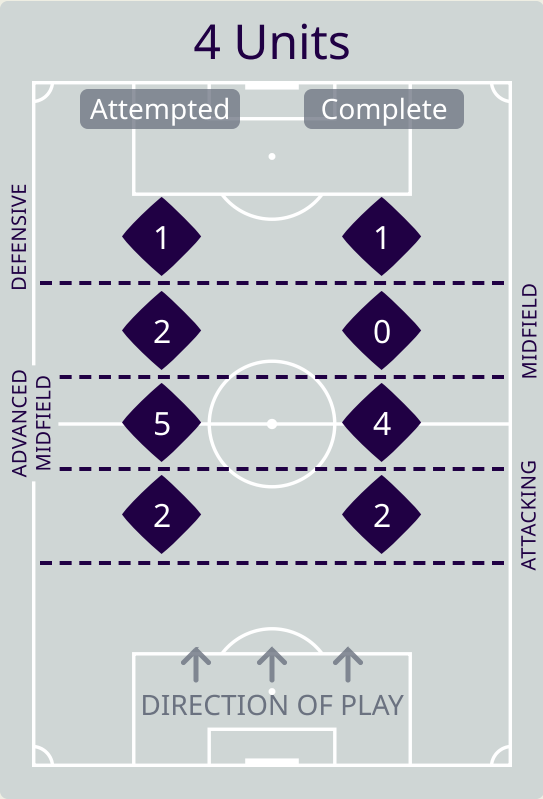
34 Complete

54 Attempted

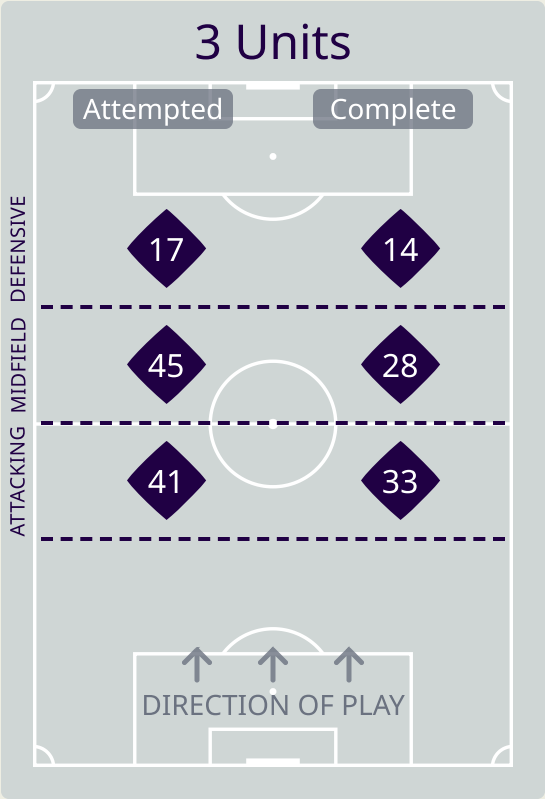
49 Complete

54 Attempted

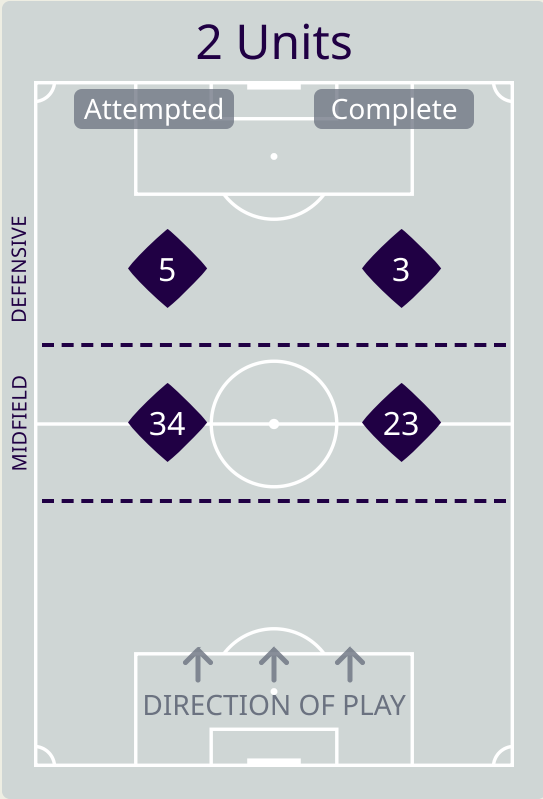
25 Complete



Attempted Line Breaks	10
Inside Shape	6
Outside Shape	4



Attempted Line Breaks	103
Inside Shape	64
Outside Shape	39



Attempted Line Breaks	39
Inside Shape	24
Outside Shape	15

[illegible]

Line Breaks



					4 Units				3 Units			2 Units		Direction			Distribution Type		
#	Player	Line Breaks Attempted	Line Breaks Completed	Line Break Completion %	Attacking Line	Attacking Midfield Line	Midfield Line	Defensive Line	Attacking Line	Midfield Line	Defensive Line	Midfield Line	Defensive Line	Through	Around	Over	Pass	Cross	Ball Progression
22	MESHAAL BARSHAM	4	1	25%	0	1	0	0	2	0	0	1	0	0	0	4	4	0	0
4	MOHAMMED WAAD	19	10	52%	0	1	0	1	4	7	2	4	0	4	3	12	18	1	0
5	TAREK SALMAN	10	9	90%	0	0	1	0	6	0	0	3	0	4	5	1	9	0	1
11	AKRAM AFIF	18	14	77%	0	1	0	0	1	3	6	4	3	6	6	6	15	2	1
12	LUCAS MENDES	32	26	81%	2	1	0	0	17	8	1	3	0	6	18	8	32	0	0
15	BASSAM ALRAWI	23	17	73%	0	1	0	0	5	8	4	5	0	6	6	11	22	0	1
17	ISMAIL MOHAMAD	0	0	0%	0	0	0	0	0	0	0	0	0	0	0	0	0	0	0
19	ALMOEZ ALI	4	3	75%	0	0	0	0	0	1	1	1	1	2	1	1	3	0	1
20	AHMED FATHY	7	6	85%	0	0	0	0	3	1	1	2	0	2	3	2	7	0	0
23	MOUSTAFA TAREK	1	0	0%	0	0	0	0	1	0	0	0	0	1	0	0	1	0	0
24	JASSEM GABER	9	8	88%	0	0	1	0	1	3	0	4	0	3	4	2	9	0	0
2	PEDRO MIGUEL	4	3	75%	0	0	0	0	0	2	0	2	0	0	3	1	4	0	0
10	HASSAN ALHAYDOS	8	3	37%	0	0	0	0	0	5	0	2	1	5	2	1	8	0	0
16	BOUALEM KHOUKHI	7	6	85%	0	0	0	0	1	3	1	2	0	2	2	3	7	0	0
25	AHMED ALGANEHI	6	2	33%	0	0	0	0	0	4	1	1	0	3	1	2	6	0	0


Passing Networks



#	Passes From ↓ to →	YATIMOV Rustam	DZHURABOYEV Zoir	SAFAROV Manucher	HANONOV Vahdat	UMARBAEV Parvizdzhon	SOIROV Rustam	DZHALILOV Alisher	KAMOLOV Amadoni	SHUKUROV Alisher	EHSONI Panshanbe	NAZAROV Akhtam	DAVLATMIR Tabrezi	MABATSHOEV Shervoni	ALIJONI Burizod	SAMIEV Shahrom	KHAMROKULOV Nuriddin
1	YATIMOV Rustam		4	3	1	1	0	0	1	0	0	3	0	1	0	1	0
2	DZHURABOYEV Zoir	1		1	2	1	0	0	0	1	4	3	1	0	0	0	0
5	SAFAROV Manucher	2	1		2	3	4	1	3	1	0	0	0	0	0	0	0
6	HANONOV Vahdat	3	1	3		3	0	1	1	0	1	1	0	1	0	1	0
7	UMARBAEV Parvizdzhon	1	2	6	2		0	6	3	4	6	3	0	0	0	0	0
9	SOIROV Rustam	0	1	3	1	0		0	2	1	0	1	0	0	0	0	0
10	DZHALILOV Alisher	0	0	1	0	3	1		3	0	5	1	0	0	0	0	0
13	KAMOLOV Amadoni	0	0	0	0	3	2	0		2	1	0	0	0	0	0	0
14	SHUKUROV Alisher	0	1	3	1	6	2	1	3		1	0	0	0	0	0	0
17	EHSONI Panshanbe	0	2	1	0	6	0	2	1	5		9	2	1	0	1	0
19	NAZAROV Akhtam	1	2	0	0	4	2	1	0	0	9		0	0	0	0	0
3	DAVLATMIR Tabrezi	0	0	0	0	0	0	0	0	0	1	0		0	1	1	0
15	MABATSHOEV Shervoni	0	0	0	0	0	0	0	0	0	1	0	0		1	0	0
20	ALIJONI Burizod	0	0	1	1	0	0	0	0	0	1	0	1	0		0	0
22	SAMIEV Shahrom	0	0	0	0	0	0	1	0	0	4	0	0	0	1		0
25	KHAMROKULOV Nuriddin	0	0	0	0	0	0	0	0	0	0	0	0	0	0	0	

Top 5 Player to Player Passers		
Player	Passed To	% of Total Team Passes
EHSONI Panshanbe	NAZAROV Akhtam	4.3%
NAZAROV Akhtam	EHSONI Panshanbe	4.3%
UMARBAEV Parvizdzhon	EHSONI Panshanbe	2.9%
UMARBAEV Parvizdzhon	DZHALILOV Alisher	2.9%
UMARBAEV Parvizdzhon	SAFAROV Manucher	2.9%

Passing Networks



#	Passes From ↓ to →	MESHAAL BARSHAM	MOHAMMED WAAD	TAREK SALMAN	AKRAM AFIF	LUCAS MENDES	BASSAM ALRAWI	ISMAIL MOHAMAD	ALMOEZ ALI	AHMED FATHY	MOUSTAFA TAREK	JASSEM GABER	PEDRO MIGUEL	HASSAN ALHAYDOS	BOUALEM KHOUKHI	AHMED ALGANEHI
22	MESHAAL BARSHAM		1	11	0	8	0	0	0	0	0	0	0	0	0	0
4	MOHAMMED WAAD	0		1	4	5	0	0	3	3	3	2	0	5	0	0
5	TAREK SALMAN	4	1		2	15	17	0	1	2	0	2	4	0	2	1
11	AKRAM AFIF	0	7	1		1	2	2	1	0	5	4	0	4	1	5
12	LUCAS MENDES	2	9	13	5		0	0	0	5	4	2	0	9	6	0
15	BASSAM ALRAWI	1	1	9	5	7		3	3	1	2	6	1	2	5	2
17	ISMAIL MOHAMAD	0	0	0	0	0	3		0	2	0	1	0	0	0	0
19	ALMOEZ ALI	0	0	0	1	0	1	1		2	2	2	0	0	0	3
20	AHMED FATHY	0	3	0	6	2	4	0	1		4	4	0	0	0	0
23	MOUSTAFA TAREK	0	2	0	5	2	0	0	2	2		2	0	0	0	2
24	JASSEM GABER	3	3	4	5	1	5	3	0	4	2		0	2	2	3
2	PEDRO MIGUEL	0	0	1	1	0	0	0	0	0	0	0		0	0	5
10	HASSAN ALHAYDOS	0	5	2	3	1	2	0	0	0	0	2	0		4	0
16	BOUALEM KHOUKHI	0	1	2	4	4	6	0	0	0	0	1	0	3		2
25	AHMED ALGANEHI	1	0	0	2	0	5	0	4	0	0	3	0	0	0	

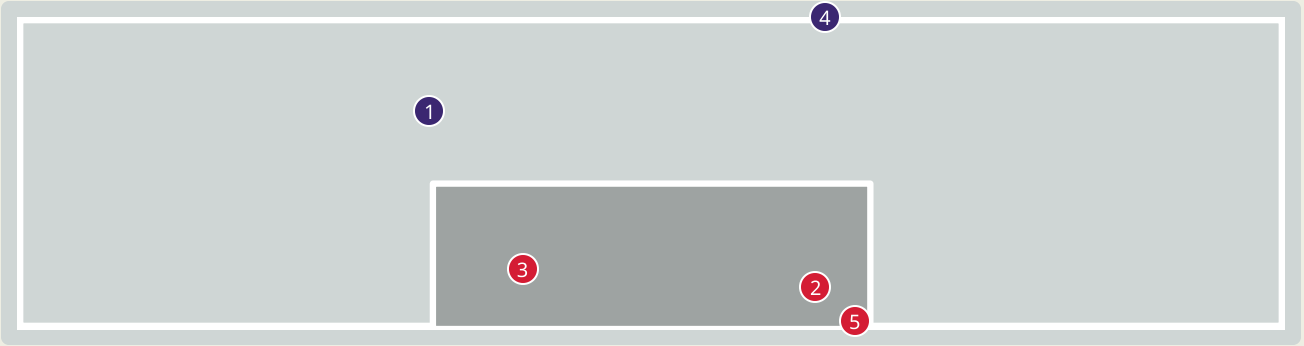
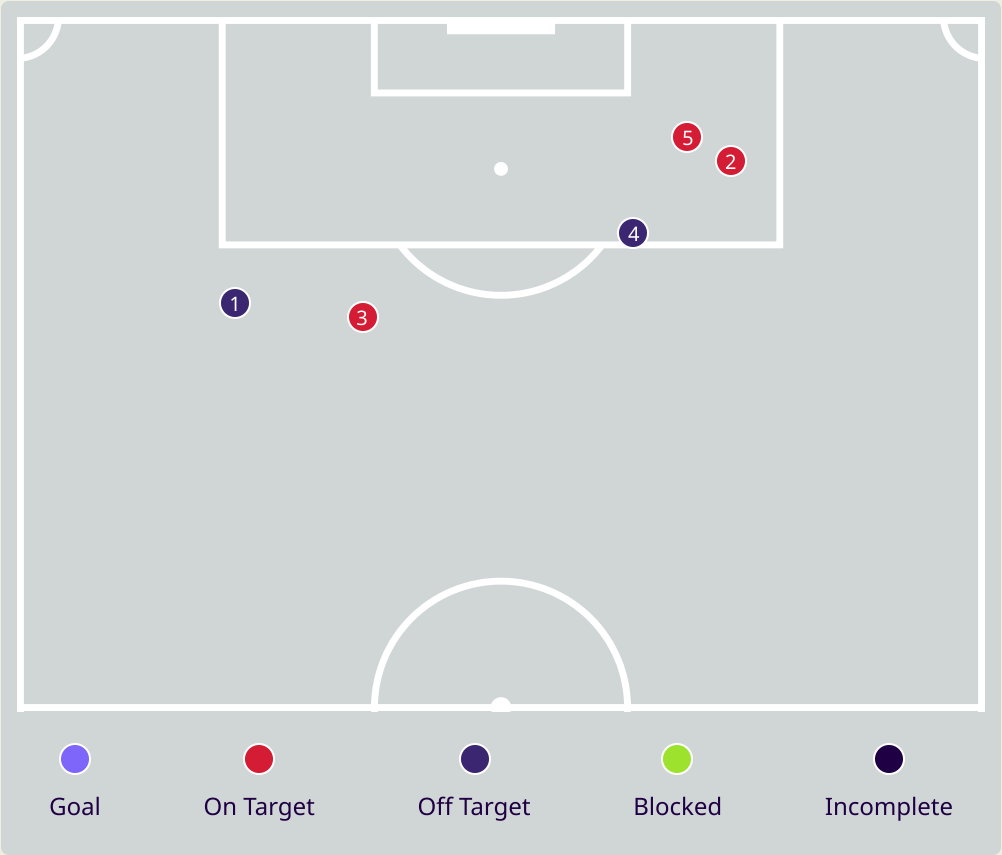
Top 5 Player to Player Passers		
Player	Passed To	% of Total Team Passes
TAREK SALMAN	BASSAM ALRAWI	4.3%
TAREK SALMAN	LUCAS MENDES	3.8%






LUCAS MENDES	TAREK SALMAN	3.3%
--------------	--------------	------

MESHAAL BARSHAM	TAREK SALMAN	2.8%
-----------------	--------------	------

LUCAS MENDES	HASSAN ALHAYDOS	2.3%
--------------	-----------------	------

# Attempts at Goal



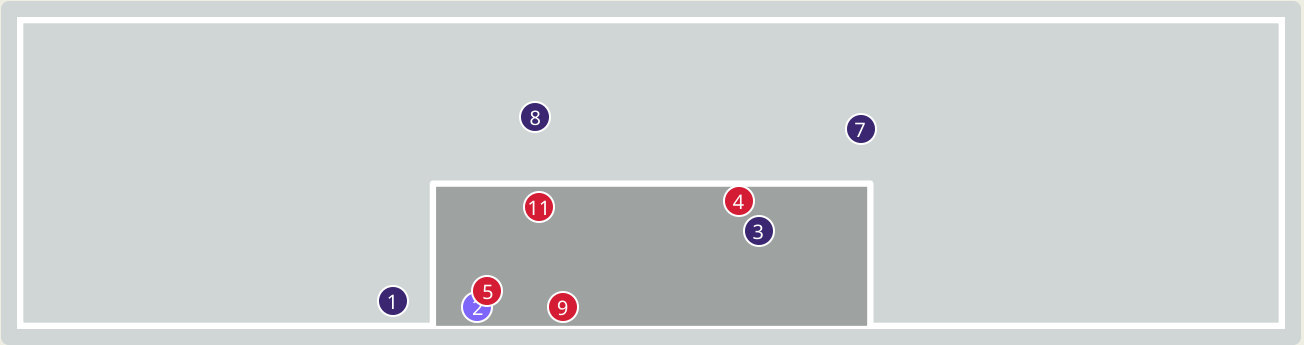
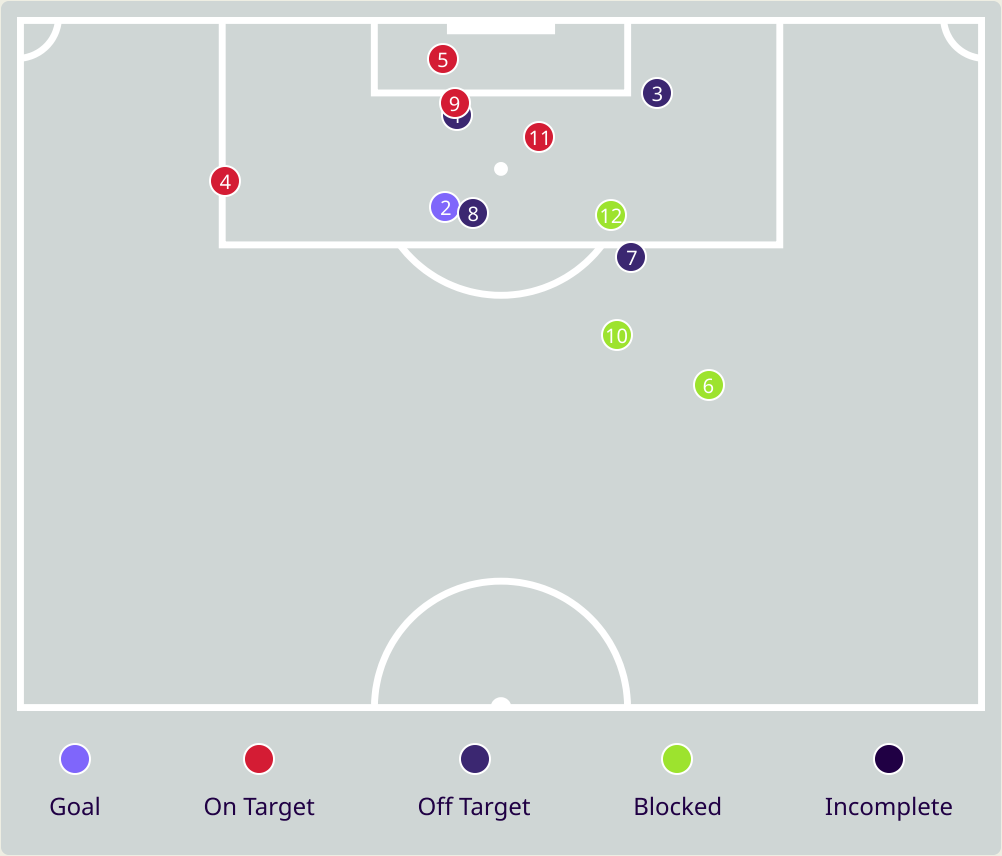

Key	Outcome	Shots
	Goals	0
	On Target	3
	Off Target	2
	Blocked	0
	Incomplete	0

# Attempts at Goal



Time	Player	Outcome	Body Part	Delivery Type
1	17 EHSONI Panshanbe	Off Target	Right Foot	Freekick
12	9 SOIROV Rustam	On Target - Saved	Right Foot	Ball Progression
47	7 UMARBAEV Parvizdzhon	Deflected On Target - Saved	Left Foot	Pass
48	13 KAMOLOV Amadoni	Off Target	Left Foot	Pass
61	10 DZHALILOV Alisher	On Target - Saved	Right Foot	Pass


# Attempts at Goal



Key	Outcome	Shots
	Goals	1
	On Target	4
	Off Target	4
	Blocked	3
	Incomplete	0

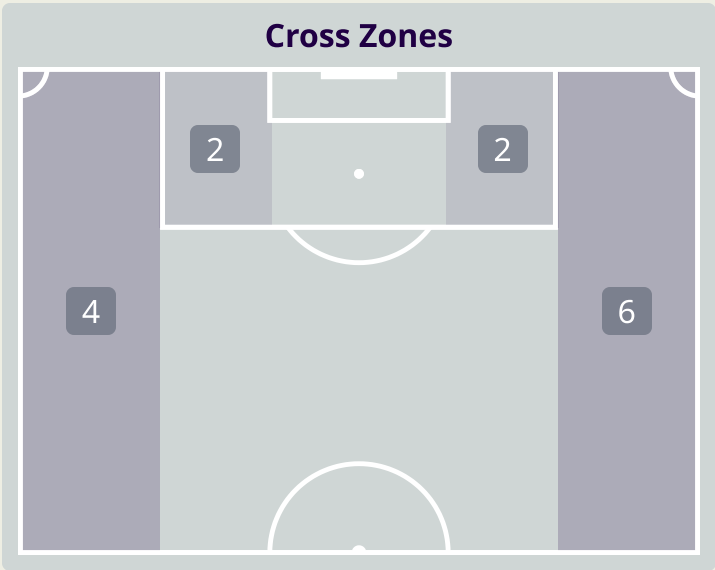
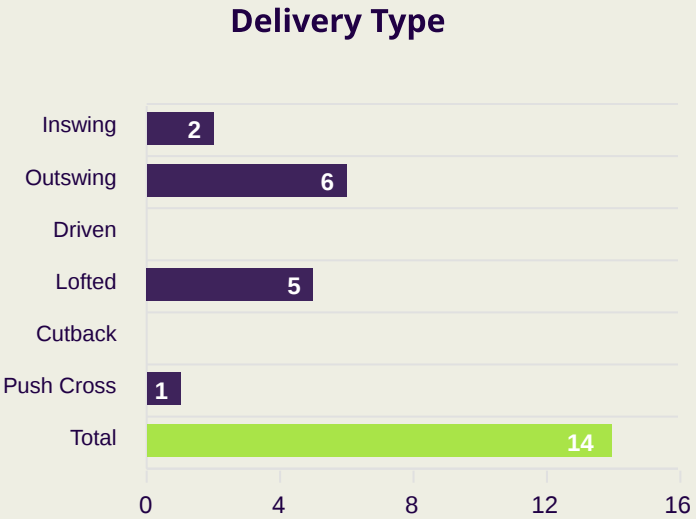
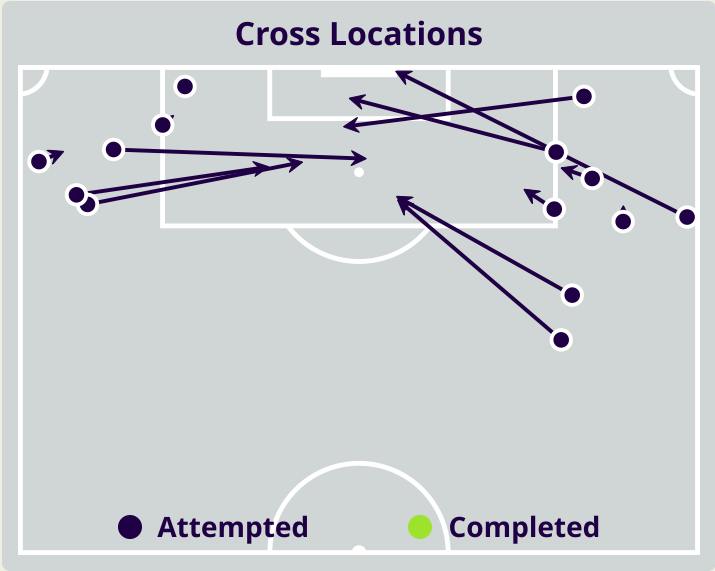


# Attempts at Goal



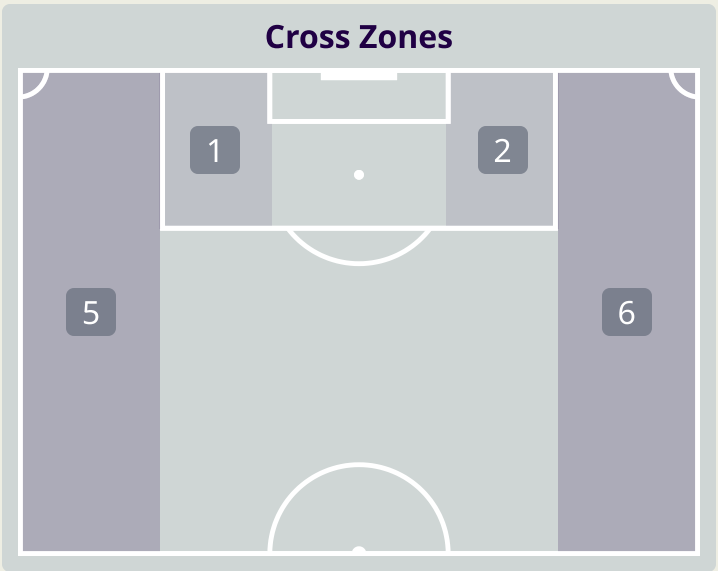
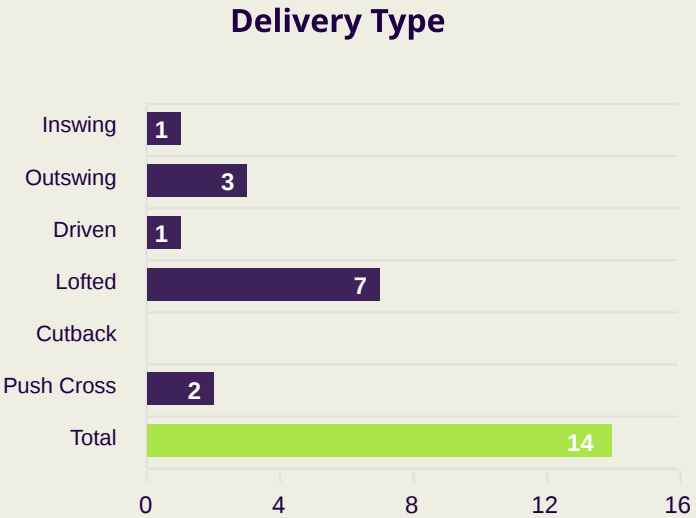
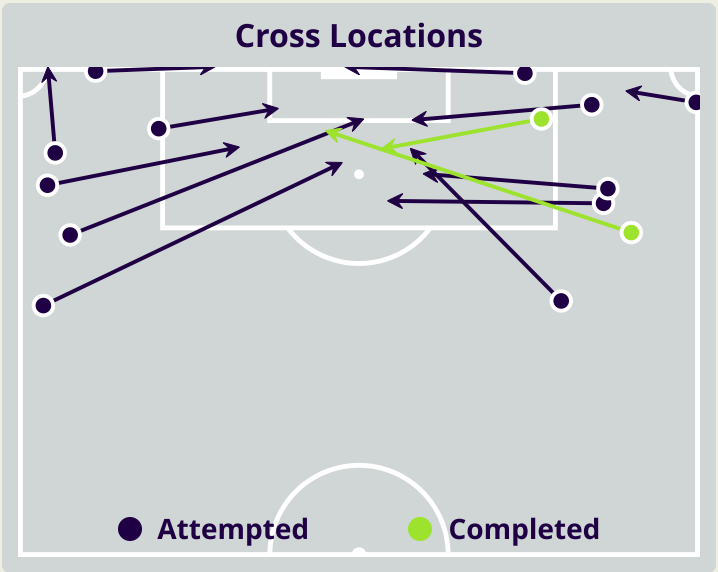

Time	Player	Outcome	Body Part	Delivery Type
16	5 TAREK SALMAN	Off Target - Saved	Head	Cross
16	11 AKRAM AFIF	On Target - Goal	Right Foot	Pass
38	24 JASSEM GABER	Off Target - Saved	Head	Freekick
42	11 AKRAM AFIF	On Target - Saved	Right Foot	Freekick
42	19 ALMOEZ ALI	On Target - Goal Prevented	Left Foot	Other
50	24 JASSEM GABER	Incomplete - Blocked	Left Foot	Pass
54	11 AKRAM AFIF	Off Target	Right Foot	Pass
55	25 AHMED ALGANEHI	Off Target	Left Foot	Pass
56	19 ALMOEZ ALI	On Target - Saved	Right Foot	Pass
75	25 AHMED ALGANEHI	Incomplete - Blocked	Right Foot	Loose Ball
96	11 AKRAM AFIF	On Target - Saved	Head	Cross
99	19 ALMOEZ ALI	Incomplete - Blocked	Left Foot	Loose Ball

# Crosses (Open Play)



#	Player	Inswing	Outswing	Driven	Lofted	Cutback	Push Cross	Total Attempted
1	YATIMOV Rustam	0	0	0	0	0	0	0
2	DZHURABOYEV Zoir	0	0	0	0	0	0	0
5	SAFAROV Manucher	1	1	0	1	0	0	3
6	HANONOV Vahdat	0	0	0	0	0	0	0
7	UMARBAEV Parvizzdzhon	0	0	0	0	0	1	1
9	SOIROV Rustam	0	0	0	0	0	0	0
10	DZHALILOV Alisher	1	0	0	1	0	0	2
13	KAMOLOV Amadoni	0	3	0	1	0	0	4
14	SHUKUROV Alisher	0	0	0	0	0	0	0
17	EHSONI Panshanbe	0	0	0	2	0	0	2
19	NAZAROV Akhtam	0	1	0	0	0	0	1
3	DAVLATMIR Tabrezi	0	1	0	0	0	0	1
15	MABATSHOEV Shervoni	0	0	0	0	0	0	0
20	ALIJONI Burizod	0	0	0	0	0	0	0
22	SAMIEV Shahrom	0	0	0	0	0	0	0
25	KHAMROKULOV Nuriddin	0	0	0	0	0	0	0

# Crosses (Open Play)



Attempted

14

Completed

2

Most Crosses Attempted

4

AKRAM AFIF

LEFT WINGER

#	Player	Inswing	Outswing	Driven	Lofted	Cutback	Push Cross	Total Attempted
22	MESHAAL BARSHAM	0	0	0	0	0	0	0
4	MOHAMMED WAAD	0	2	0	0	0	1	3
5	TAREK SALMAN	0	0	0	0	0	0	0
11	AKRAM AFIF	1	1	0	2	0	0	4
12	LUCAS MENDES	0	0	0	0	0	0	0
15	BASSAM ALRAWI	0	0	0	1	0	0	1
17	ISMAIL MOHAMAD	0	0	0	2	0	0	2
19	ALMOEZ ALI	0	0	0	0	0	0	0
20	AHMED FATHY	0	0	1	0	0	0	1
23	MOUSTAFA TAREK	0	0	0	1	0	0	1
24	JASSEM GABER	0	0	0	0	0	0	0
2	PEDRO MIGUEL	0	0	0	0	0	0	0
10	HASSAN ALHAYDOS	0	0	0	1	0	0	1
16	BOUALEM KHOUKHI	0	0	0	0	0	0	0
25	AHMED ALGANEHI	0	0	0	0	0	1	1

Offering to Receive



246

Total Offers Made

84

Total Offers Received

Most Offers

43

SOIROV Rustam

CENTRE FORWARD RIGHT

109

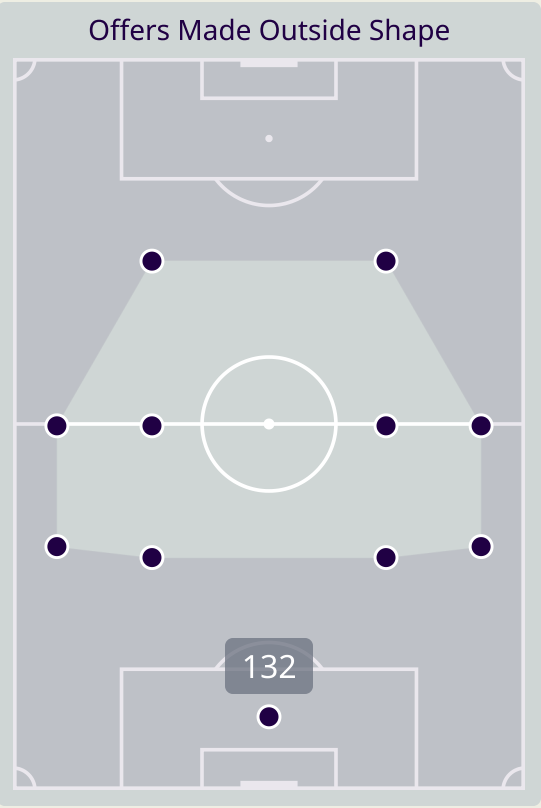
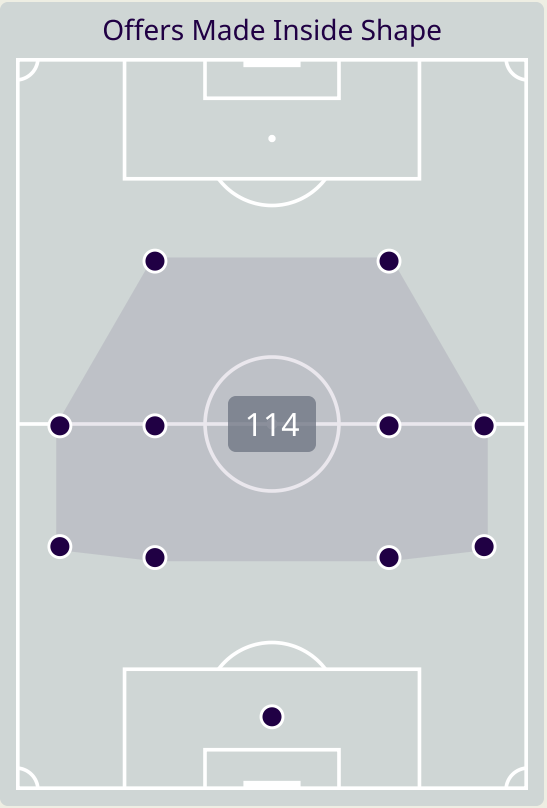
Offers Made in Final Third

97

Offers Made in Middle Third


40

Offers Made in Defensive Third



#	Player	Offers Made	Offers Received	% Made & Received
1	YATIMOV Rustam	10	3	30%
2	DZHURABOYEV Zoir	11	5	45.5%
5	SAFAROV Manucher	11	6	54.5%
6	HANONOV Vahdat	1	1	100%
7	UMARBAEV Parvizdzhon	33	12	36.4%
9	SOIROV Rustam	43	12	27.9%
10	DZHALILOV Alisher	19	4	21.1%
13	KAMOLOV Amadoni	38	8	21.1%
14	SHUKUROV Alisher	16	7	43.8%
17	EHSONI Panshanbe	19	12	63.2%
19	NAZAROV Akhtam	4	4	100%
3	DAVLATMIR Tabrezi	4	2	50%
15	MABATSHOEV Shervoni	7	3	42.9%
20	ALIJONI Burizod	9	3	33.3%
22	SAMIEV Shahrom	18	2	11.1%
25	KHAMROKULOV Nuriddin	3	0	0%

Offering to Receive



330

Total Offers Made

124

Total Offers Received

Most Offers

50

ALMOEZ ALI

CENTRE FORWARD

137

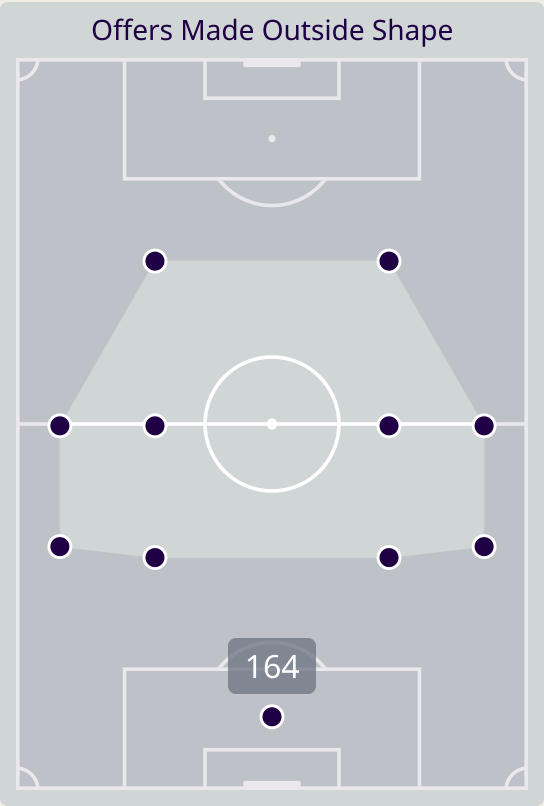
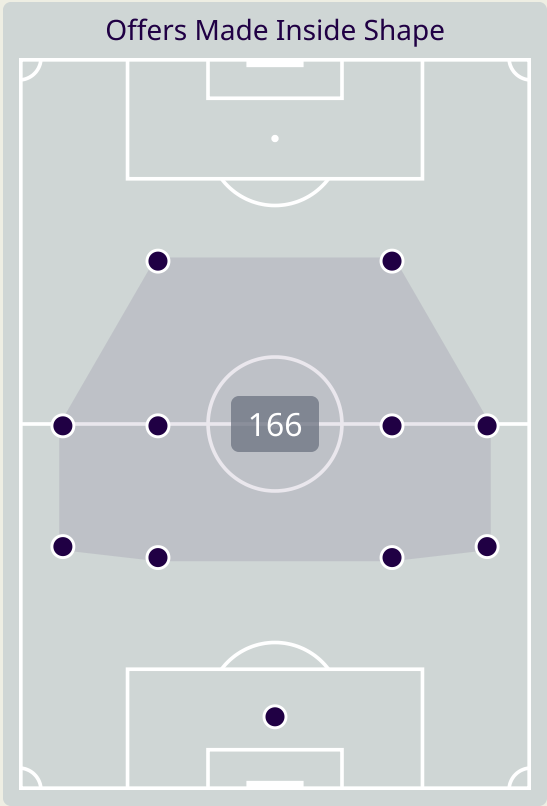
Offers Made in Final Third

135

Offers Made in Middle Third

58

Offers Made in Defensive Third



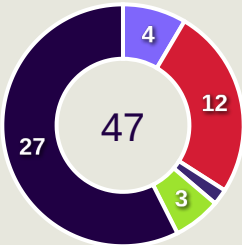
#	Player	Offers Made	Offers Received	% Made & Received
22	MESHAAL BARSHAM	10	4	40%
4	MOHAMMED WAAD	25	10	40%
5	TAREK SALMAN	5	3	60%
11	AKRAM AFIF	24	12	50%
12	LUCAS MENDES	16	10	62.5%
15	BASSAM ALRAWI	24	15	62.5%
17	ISMAIL MOHAMAD	26	6	23.1%
19	ALMOEZ ALI	50	7	14%
20	AHMED FATHY	29	13	44.8%
23	MOUSTAFA TAREK	18	6	33.3%
24	JASSEM GABER	46	17	37%
2	PEDRO MIGUEL	1	0	0%
10	HASSAN ALHAYDOS	7	5	71.4%
16	BOUALEM KHOUKHI	10	5	50%
25	AHMED ALGANEHI	39	11	28.2%

# Movement to Receive

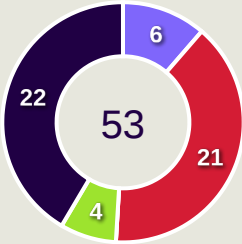


Movement Types by Phase

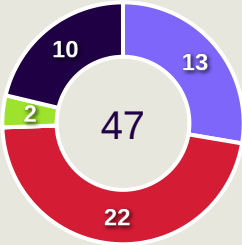
Final Third Phase



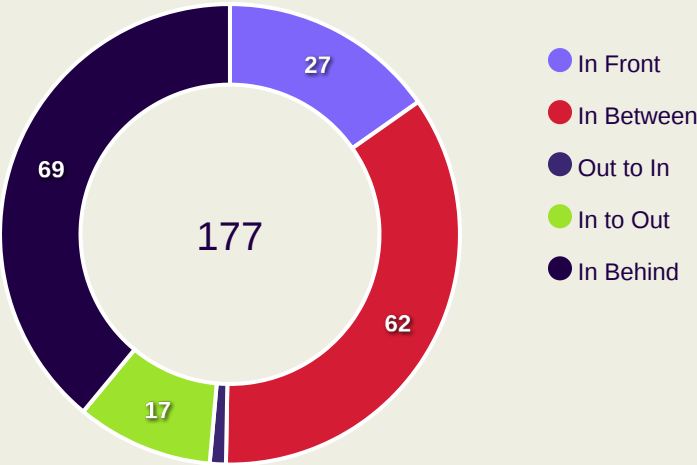
Progression Phase



Build Up Phase



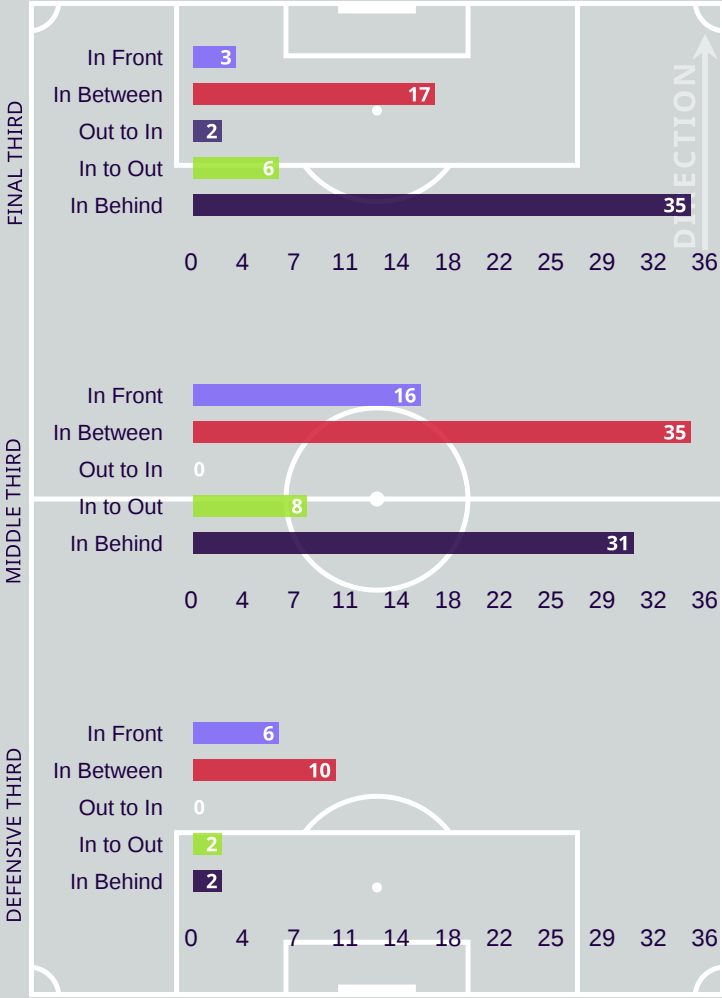
All Movement Types




Top Ranked Players

Type	Player	Movements
In Front	7 UMARBAEV Parvizdzhon	9
In Between	9 SOIROV Rustam	21
Out to In	13 KAMOLOV Amadoni	1
In to Out	9 SOIROV Rustam	5
In Behind	13 KAMOLOV Amadoni	19

Movement Types Pitch Third

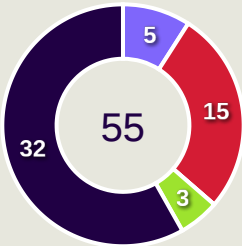


# Movement to Receive

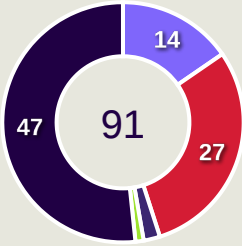


Movement Types by Phase

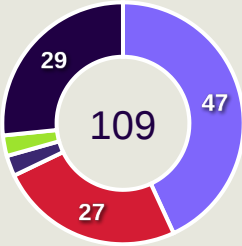
Final Third Phase



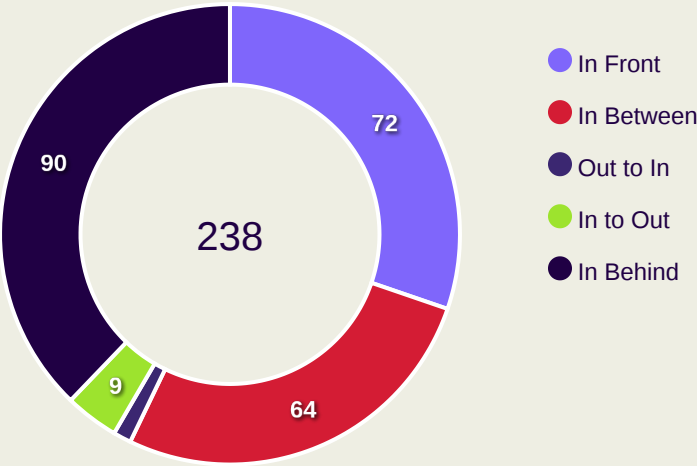
Progression Phase



Build Up Phase



All Movement Types

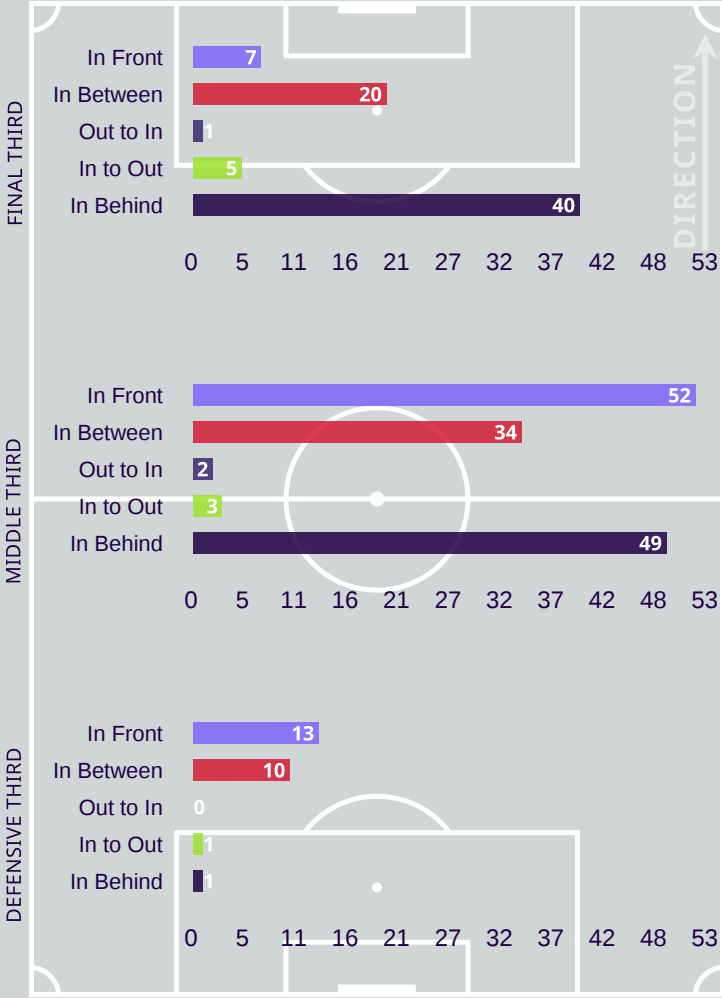


- In Front
- In Between
- Out to In
- In to Out
- In Behind

Top Ranked Players

Type	Player	Movements
In Front	20AHMED FATHY	20
In Between	24JASSEM GABER	22
Out to In	19 ALMOEZ ALI	1
In to Out	19 ALMOEZ ALI	3
In Behind	19 ALMOEZ ALI	25

Movement Types Pitch Third



# OUT OF POSSESSION



Tajikistan v Qatar



# Defensive Actions

57

Forced Turnovers

44

Possession Regained

6

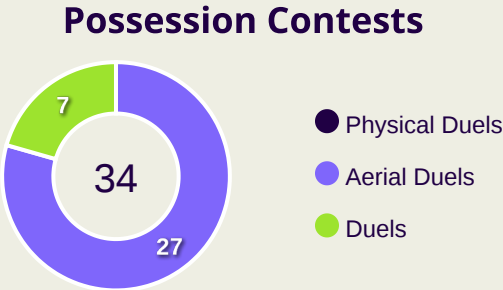
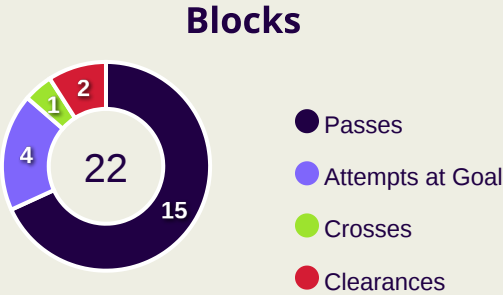
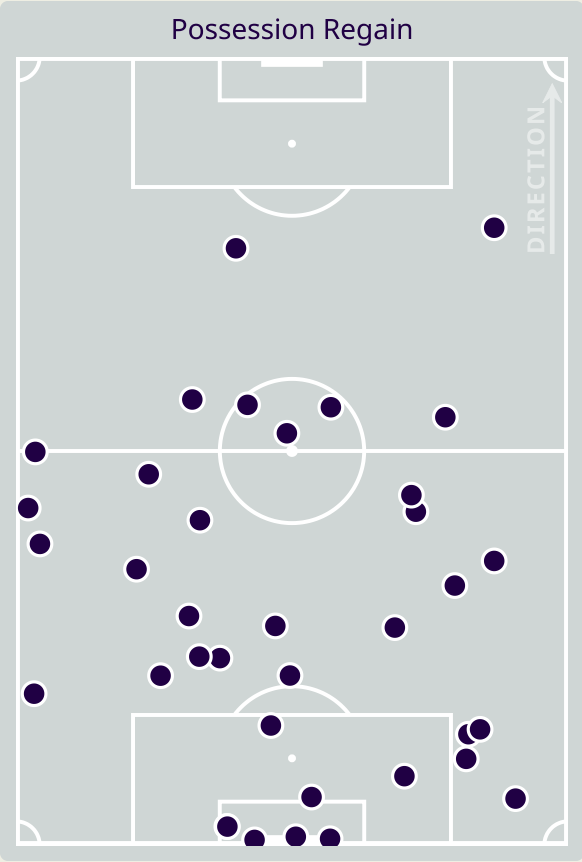
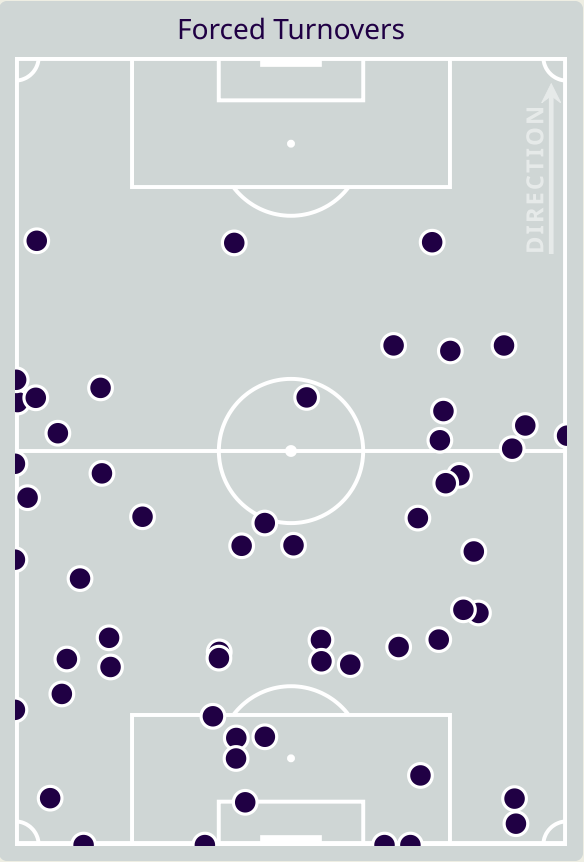
Interceptions

28

Tackles

3.13

Possession Actions / Defensive Action



Most Possession Regains

6

HANONOV Vahdat

RIGHT CENTRE BACK

Tajikistan

#	Player	Total Possession Regains
1	YATIMOV Rustam	5
2	DZHURABOYEV Zoir	4
5	SAFAROV Manucher	3
6	HANONOV Vahdat	6
7	UMARBAEV Parvizzhon	6
9	SOIROV Rustam	0
10	DZHALILOV Alisher	2
13	KAMOLOV Amadoni	5
14	SHUKUROV Alisher	1
17	EHSONI Panshanbe	1
19	NAZAROV Akhtam	6
3	DAVLATMIR Tabrezi	5
15	MABATSHOEV Shervoni	0
20	ALIJONI Burizod	0
22	SAMIEV Shahrom	0
25	KHAMROKULOV Nuriddin	0

# Defensive Actions

68

Forced Turnovers

57

Possession Regained

12

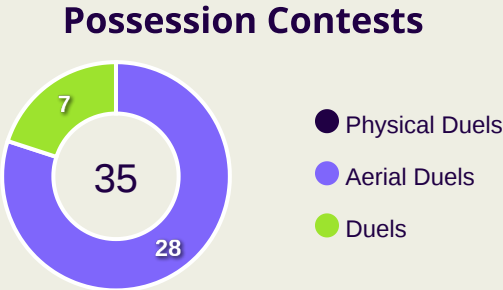
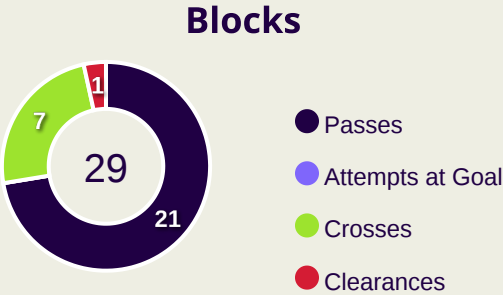
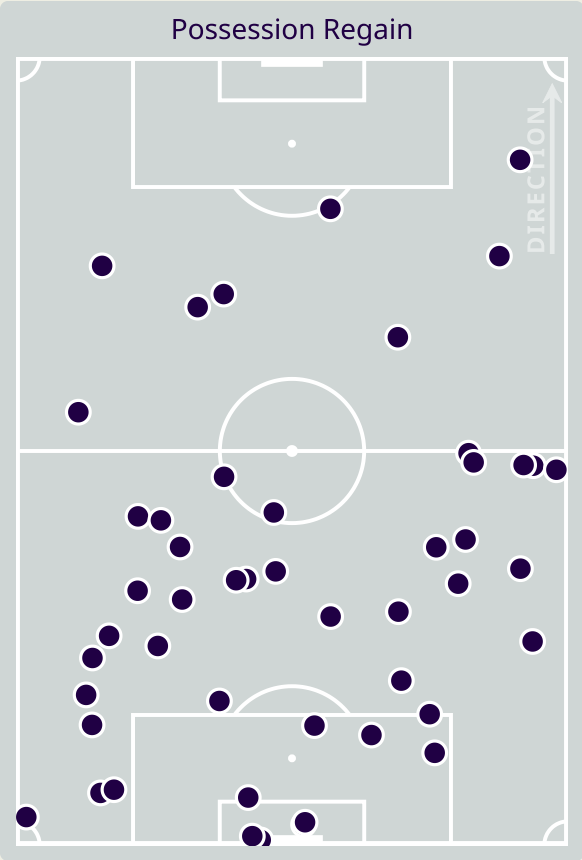
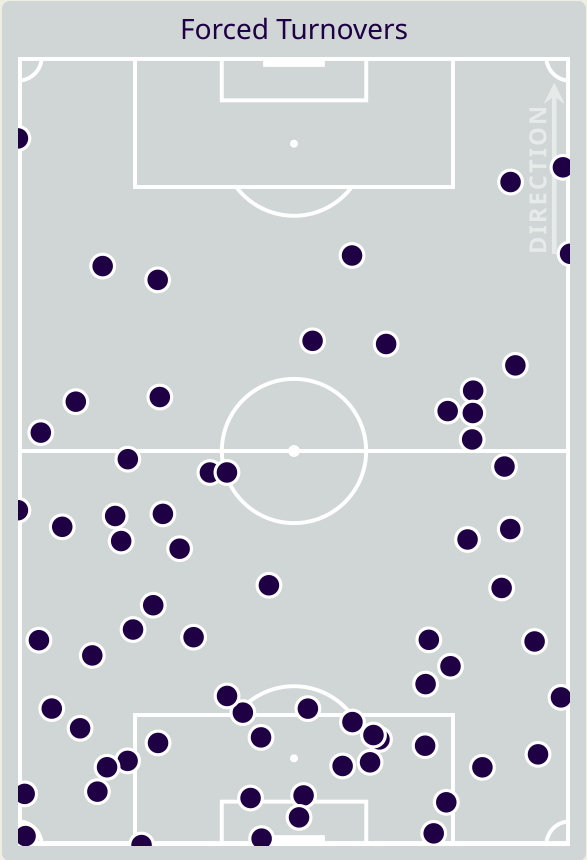
Interceptions

34

Tackles

4.2


Possession Actions / Defensive Action



Most Possession Regains

10

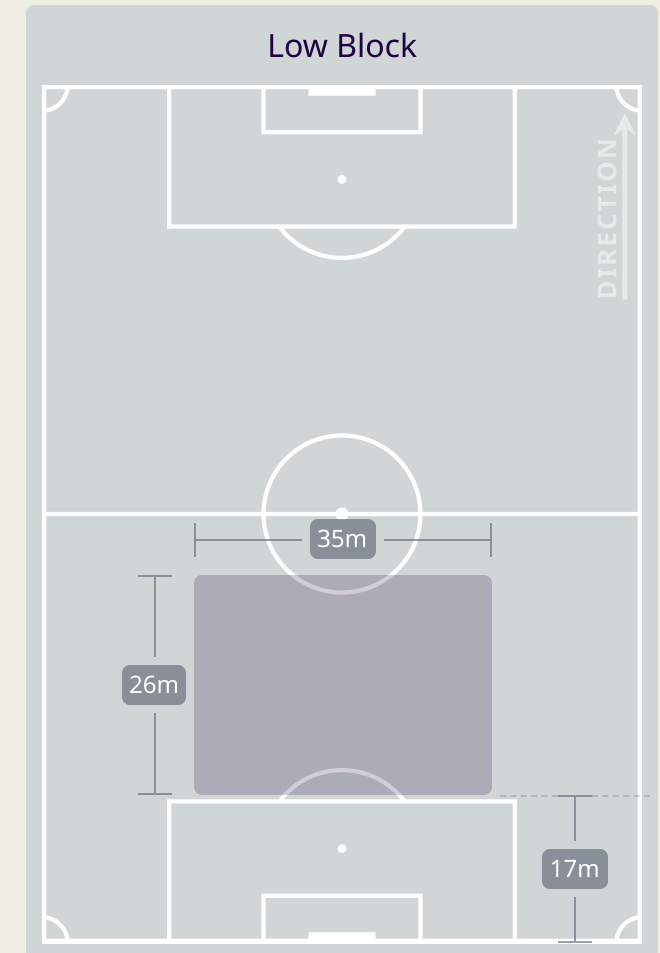
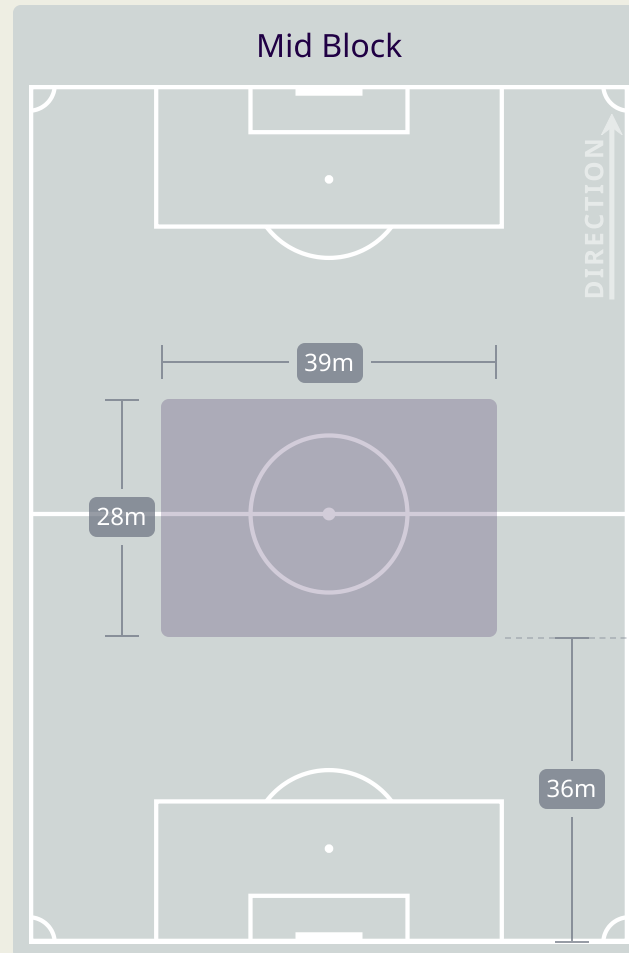
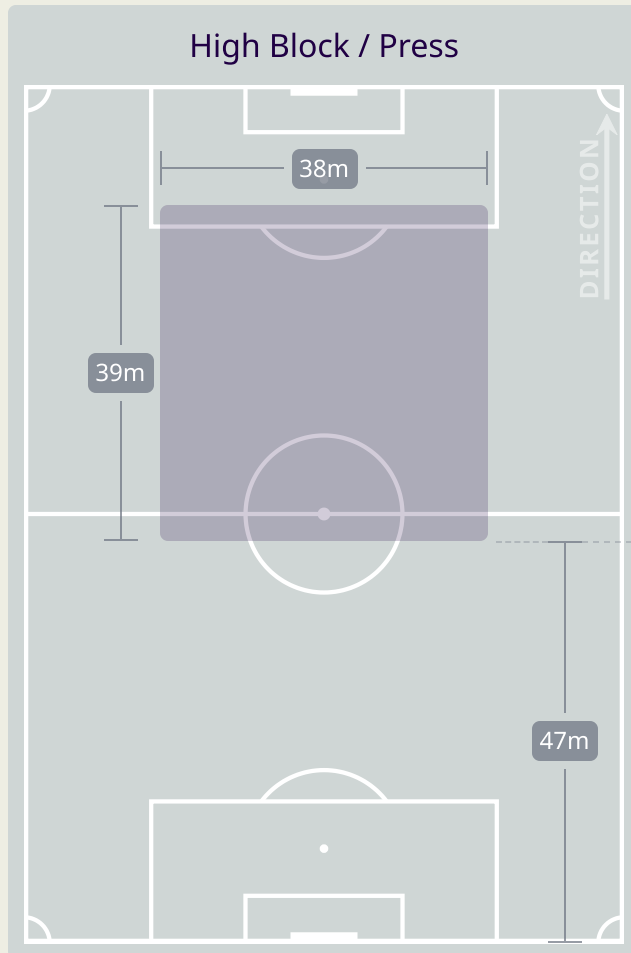
MOHAMMED WAAD  
LEFT BACK



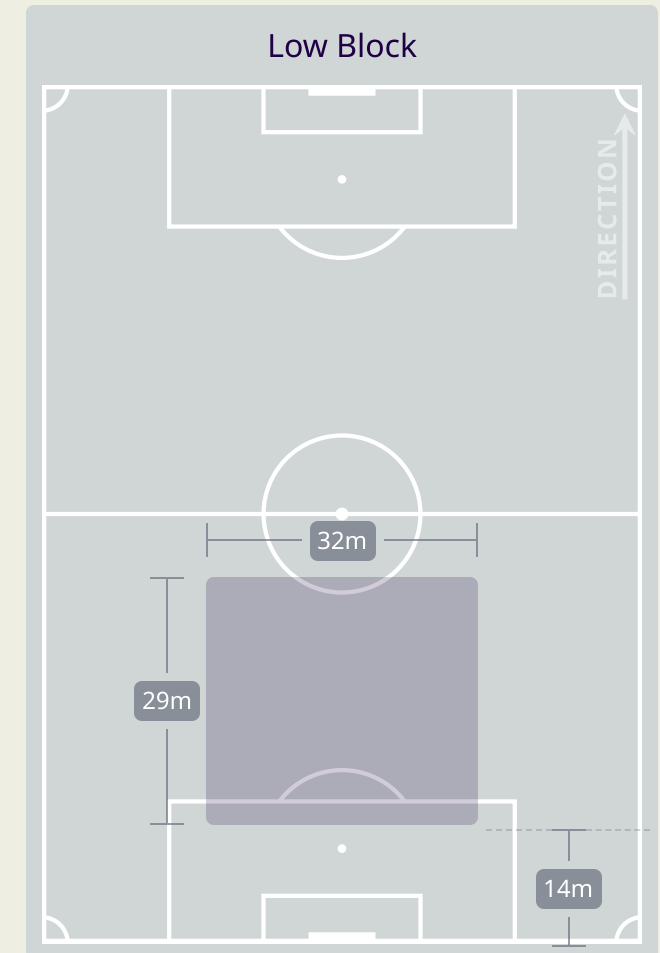
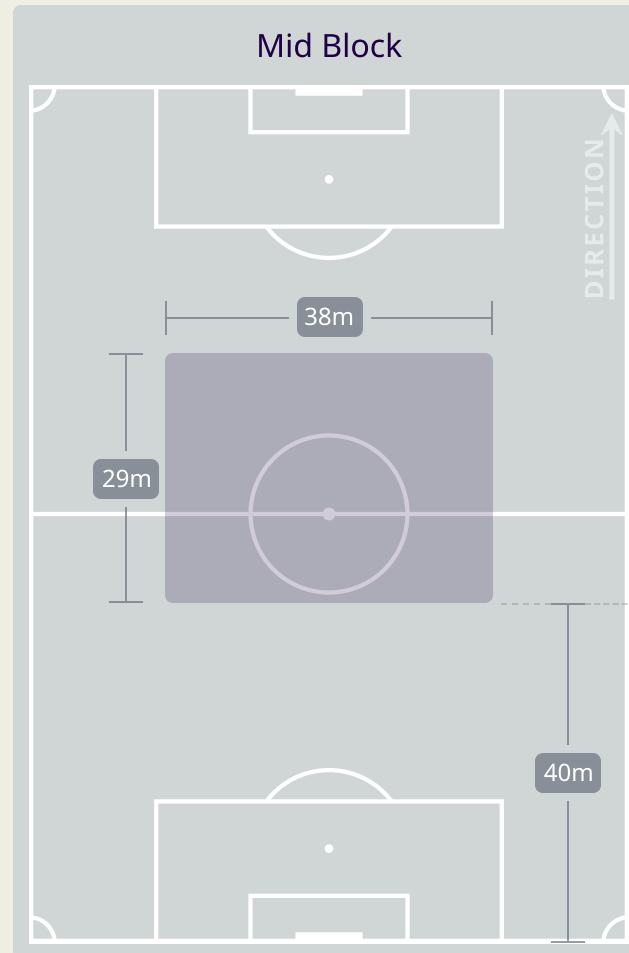
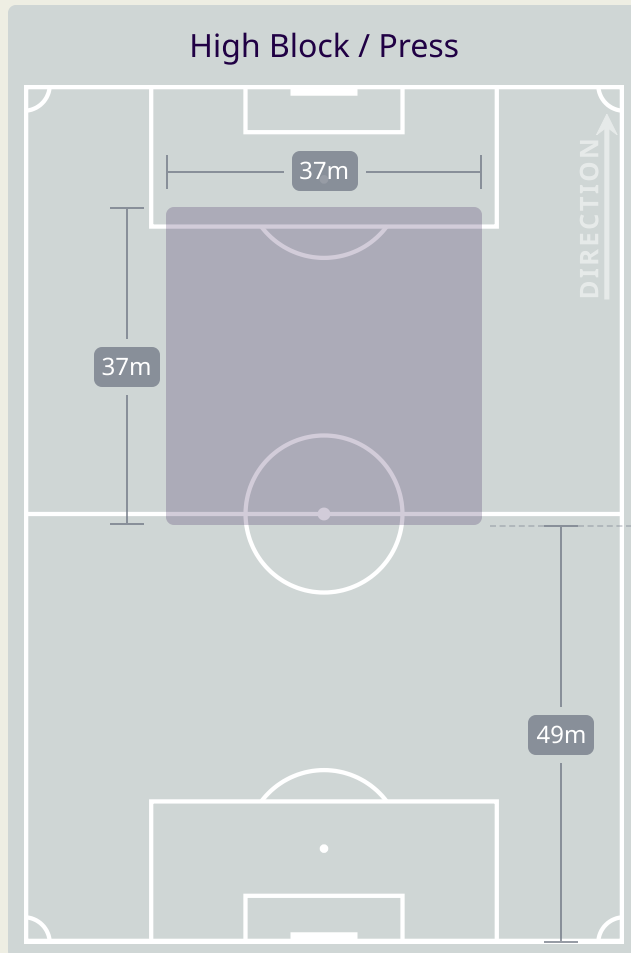
#	Player	Total Possession Regains
22	MESHAAL BARSHAM	6
4	MOHAMMED WAAD	10
5	TAREK SALMAN	8
11	AKRAM AFIF	3
12	LUCAS MENDES	2
15	BASSAM ALRAWI	7
17	ISMAIL MOHAMAD	2
19	ALMOEZ ALI	0
20	AHMED FATHY	3
23	MOUSTAFA TAREK	1
24	JASSEM GABER	5
2	PEDRO MIGUEL	5
10	HASSAN ALHAYDOS	0
16	BOUALEM KHOUKHI	2
25	AHMED ALGANEHI	3

## Defensive Line Height & Team Length

Tajikistan



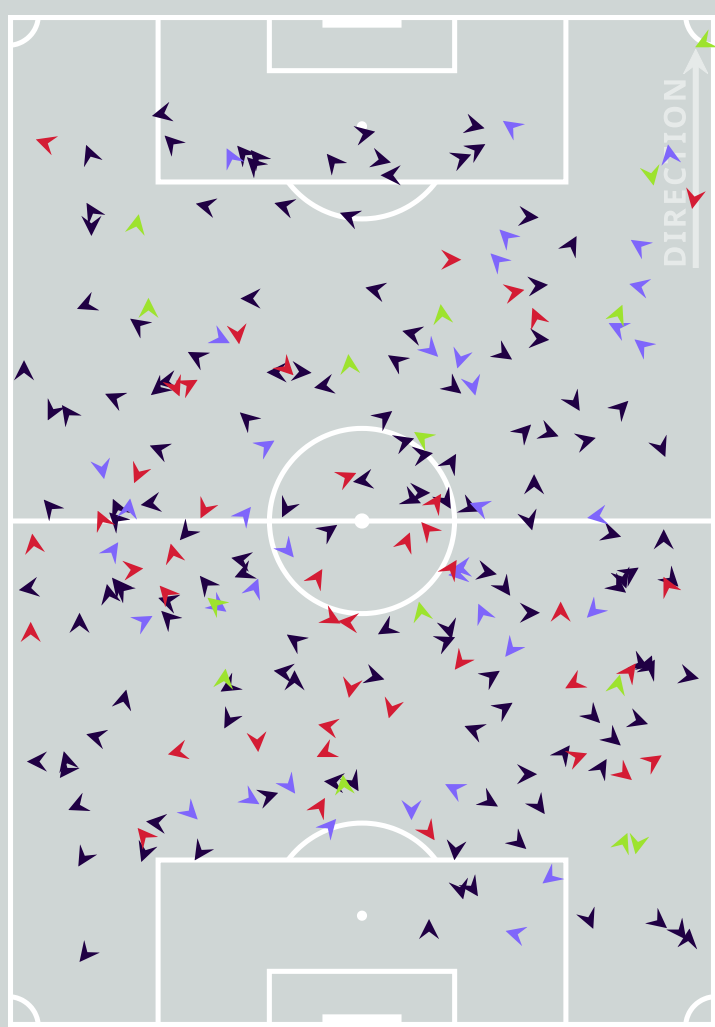
## Defensive Line Height & Team Length



## Defensive Pressure



Tajikistan



● Shown Outside ● Shown Inside ● Neutral ● From Behind

226	Total Pressures	172
48	Direct Pressures	43
1.45s	Avg Pressure Duration	1.56s
57	Forced Turnovers	68
11.05s	Ball Recovery Time	7.59s
85	Pushing on into Pressing	60
214	Pushing on	160
37	Pressing Direction Inside	32
132	Pressing Direction Outside	88

Most Direct Pressures

8

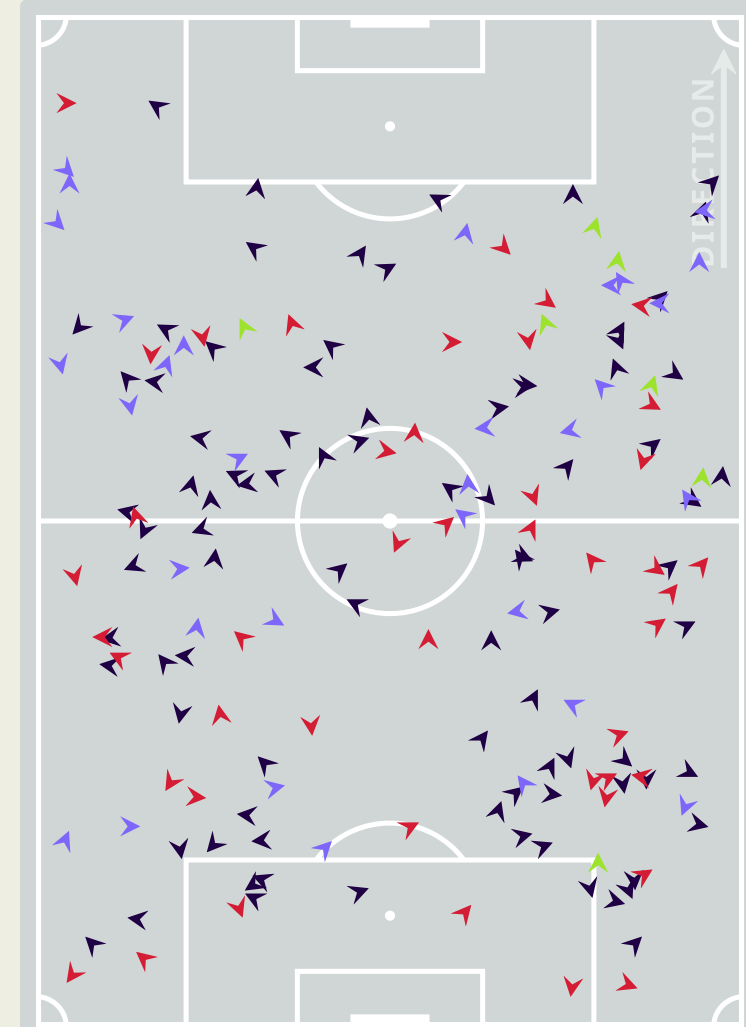
**EHSONI Panshanbe**  
LEFT MIDFIELD

Most Direct Pressures

11

**JASSEM GABER**  
RIGHT CENTRE MIDFIELD

Qatar



● Shown Outside ● Shown Inside ● Neutral ● From Behind

# GOALKEEPING



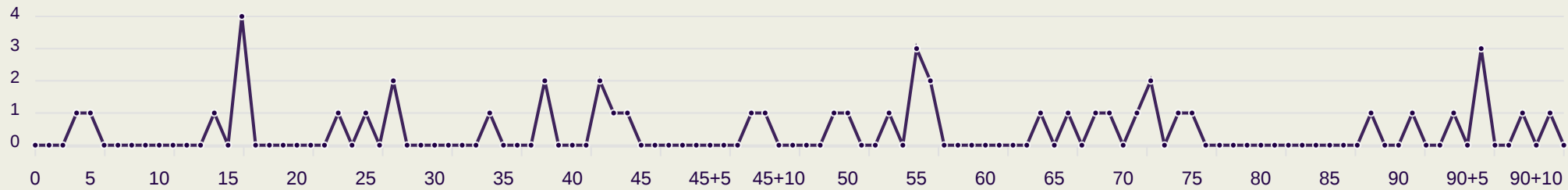
Tajikistan v Qatar

# Goalkeeping Involvement



## Tajikistan

### Tajikistan GK Involvement Timeline



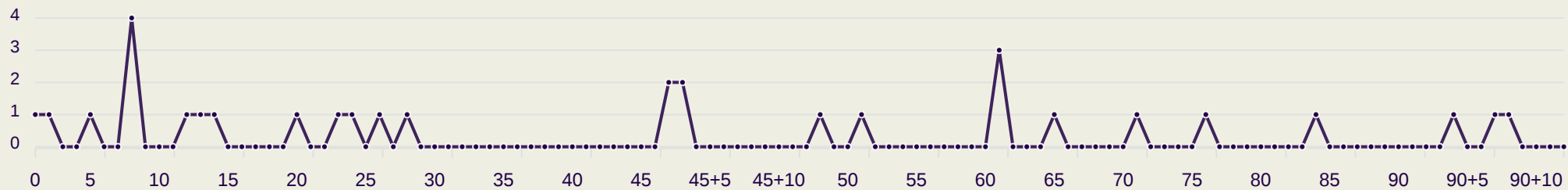
45

Total  
Involvements



## Qatar

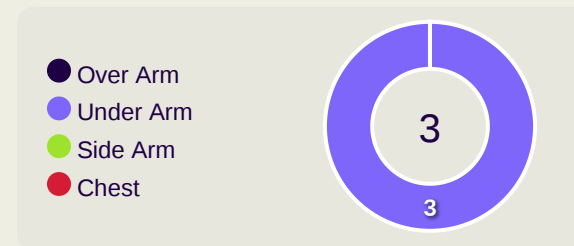
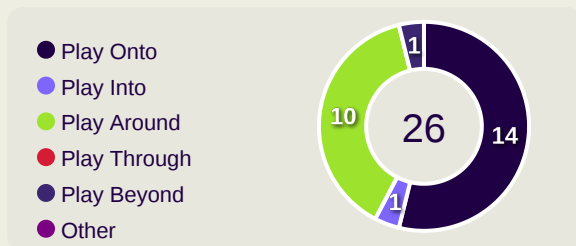
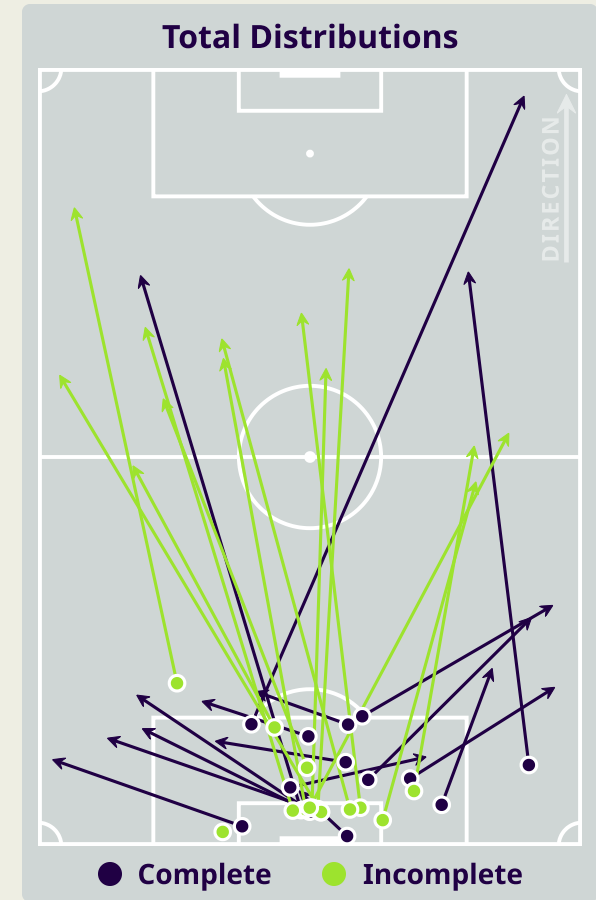
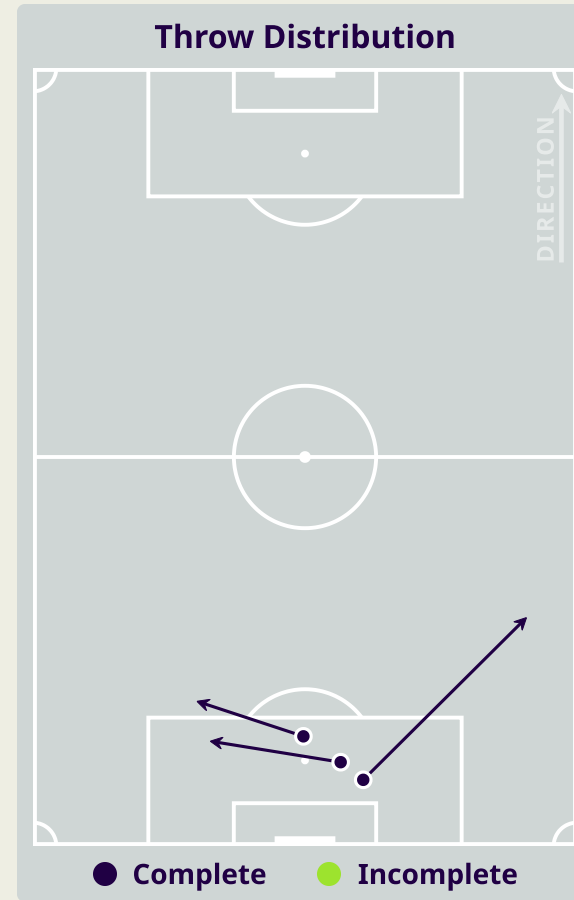
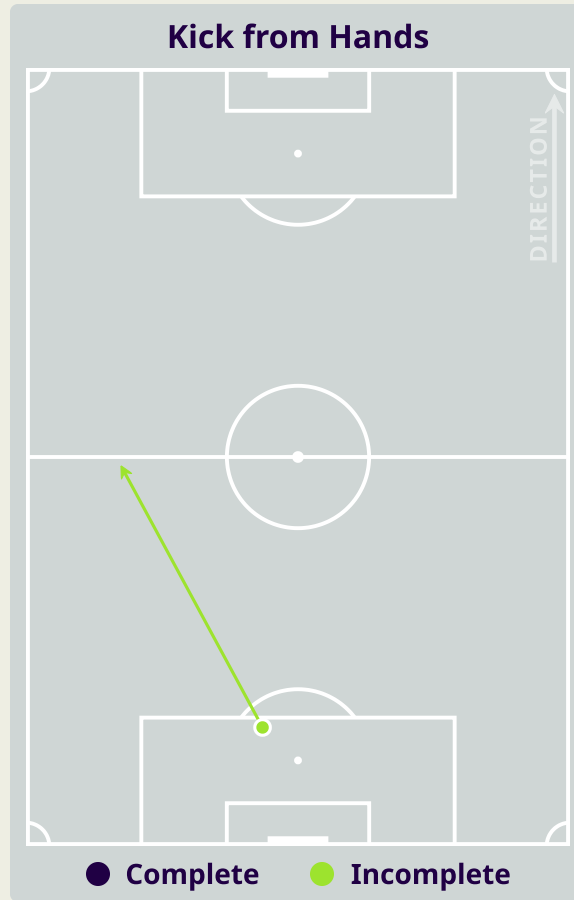
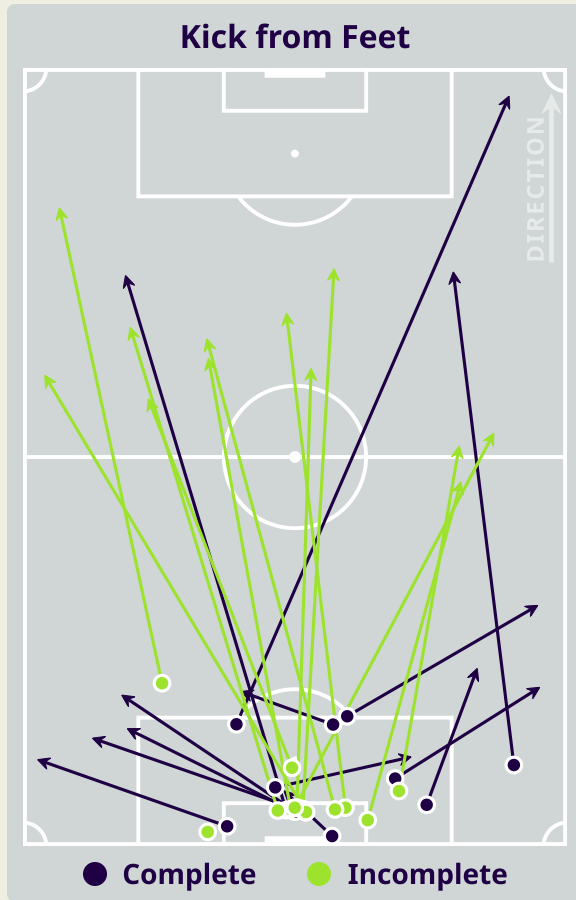
### Qatar GK Involvement Timeline



33

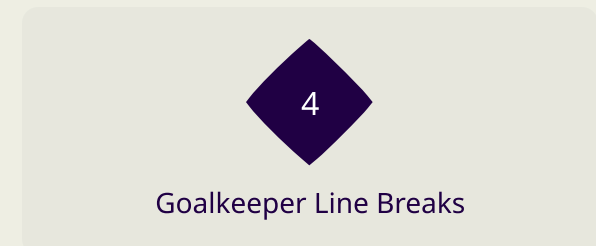
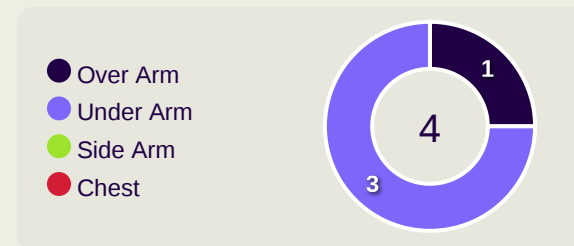
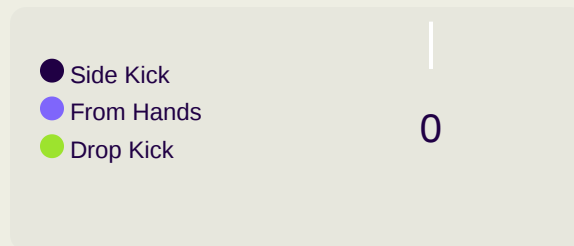
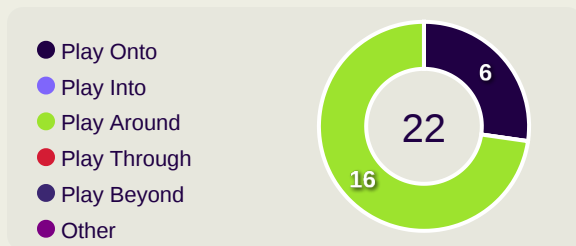
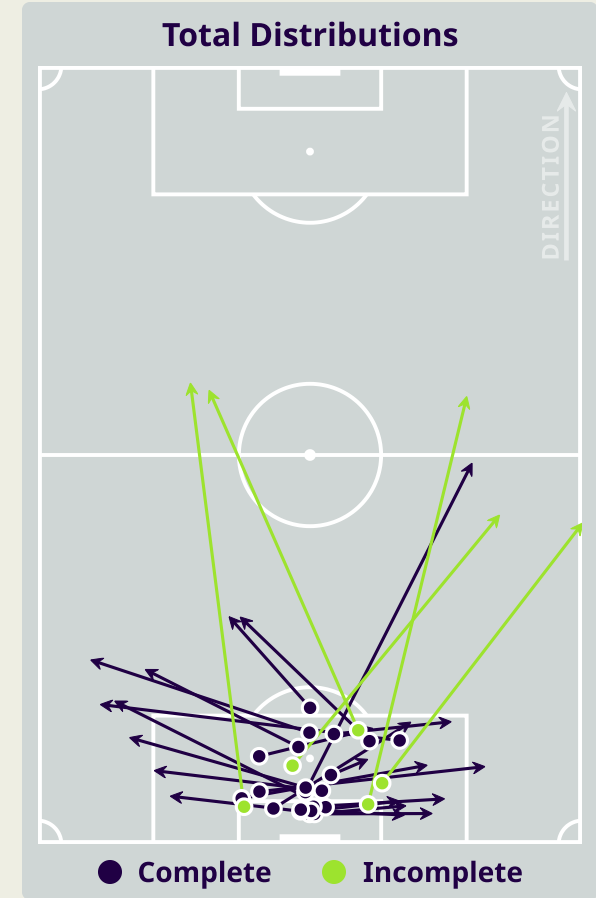
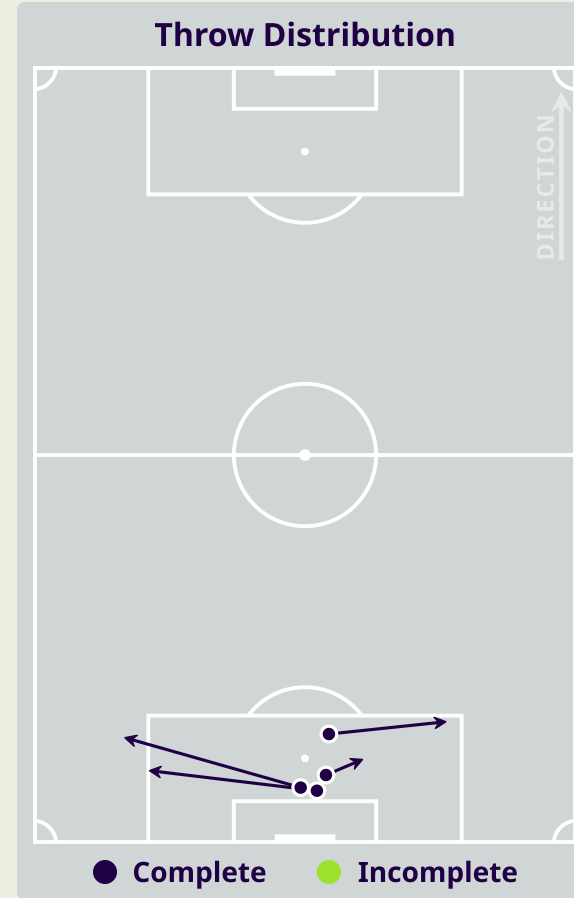
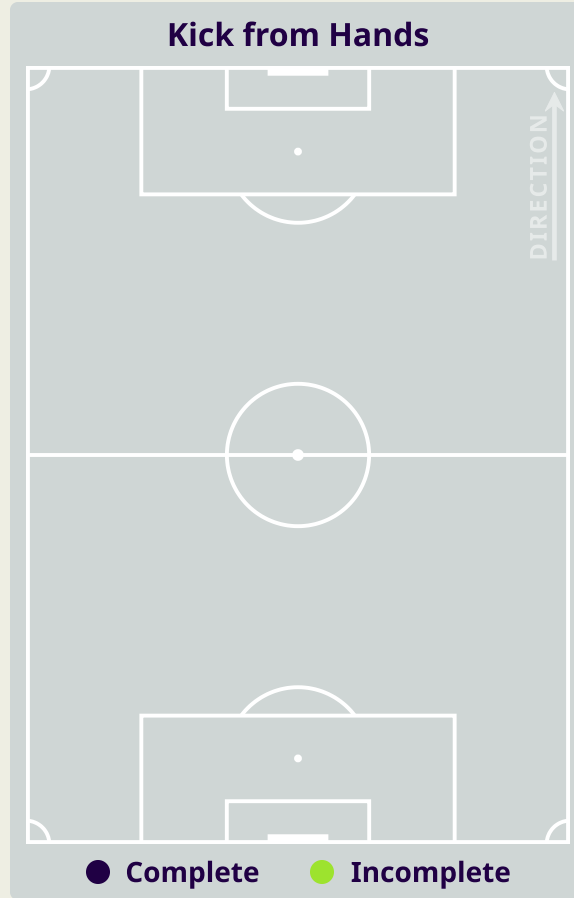
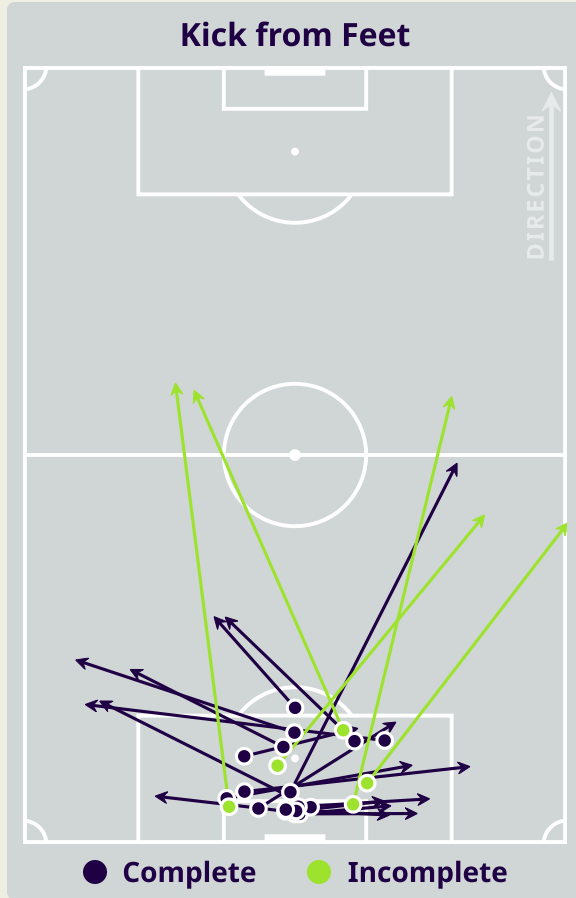
Total  
Involvements

# Goalkeeping Distribution

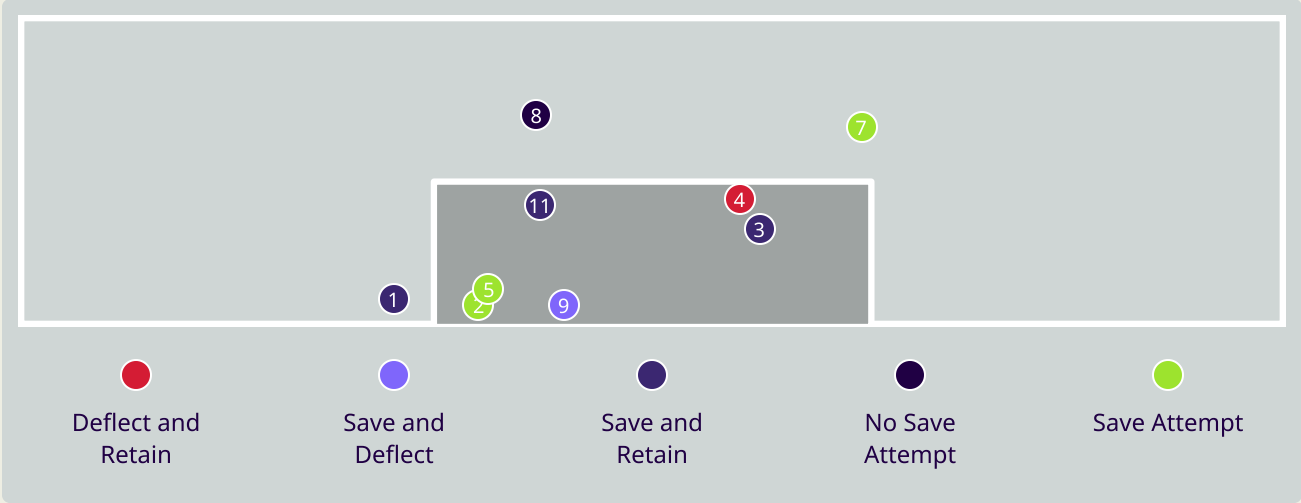
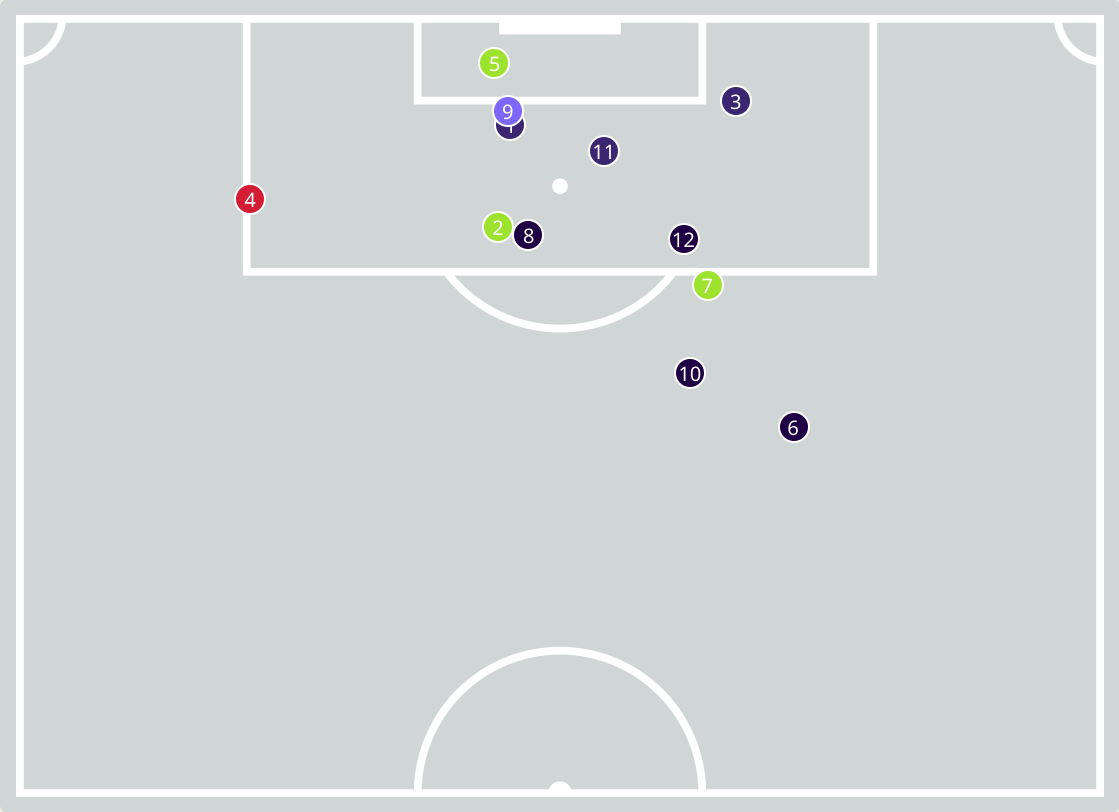




# Goalkeeping Distribution



Goal Prevention

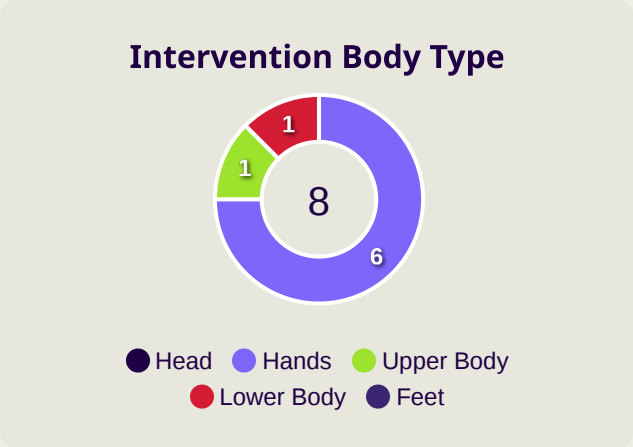
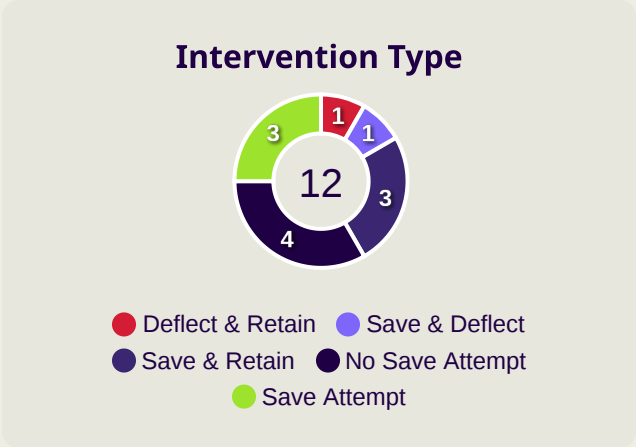


12

Total Attempts on Goal Faced

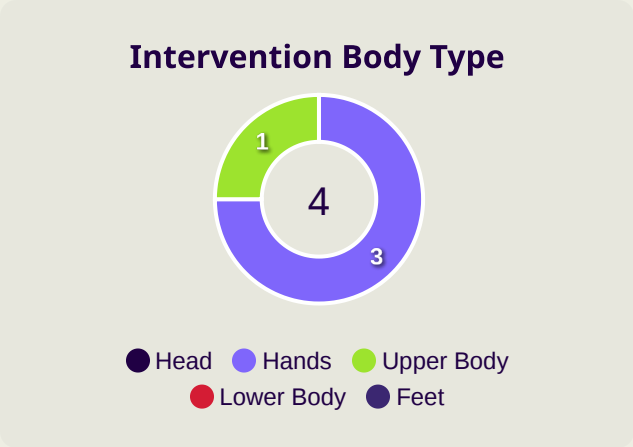
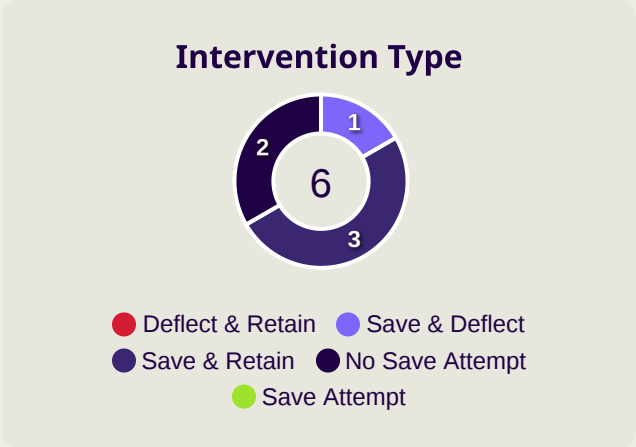
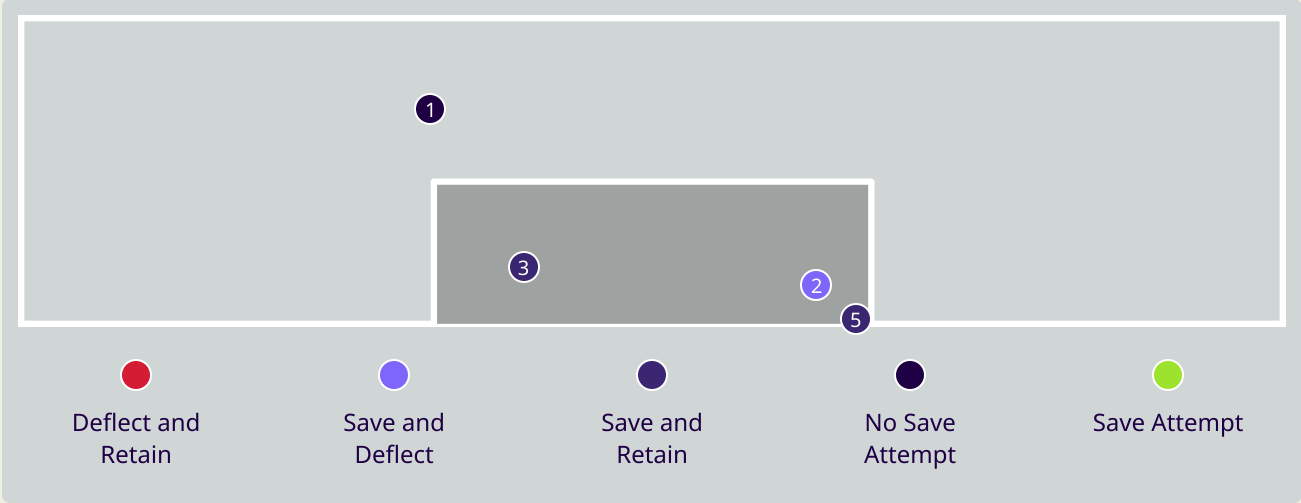
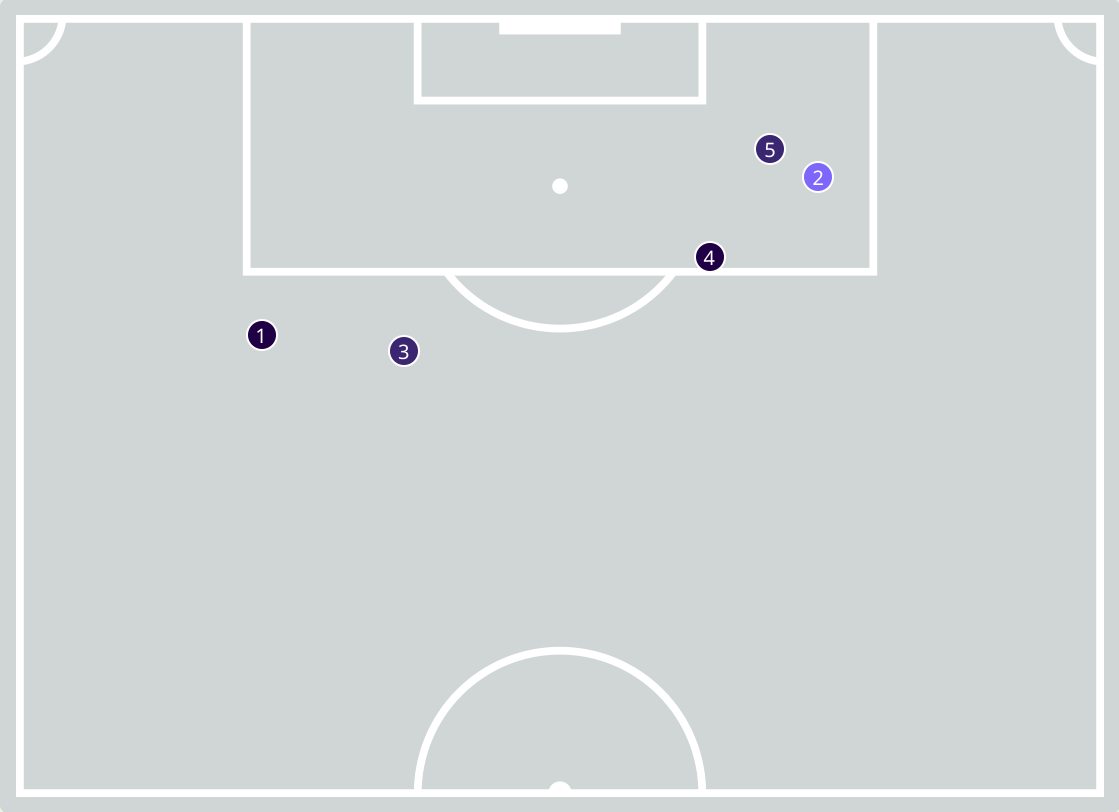

60

Save %



Total Attempts on Goal Faced	Total Goal Interventions	Save & Retain	Deflect & Retain	Save & Deflect	Save Attempt	No Save Attempt
12	4	3	0	1	3	4

Goal Prevention



Total Attempts on Goal Faced	Total Goal Interventions	Save & Retain	Deflect & Retain	Save & Deflect	Save Attempt	No Save Attempt
6	4	3	0	1	0	2

# Aerial Control

## Tajikistan



3  
Total Interventions

2  
Complete

2  
Punches

0  
Incomplete

1  
Complete

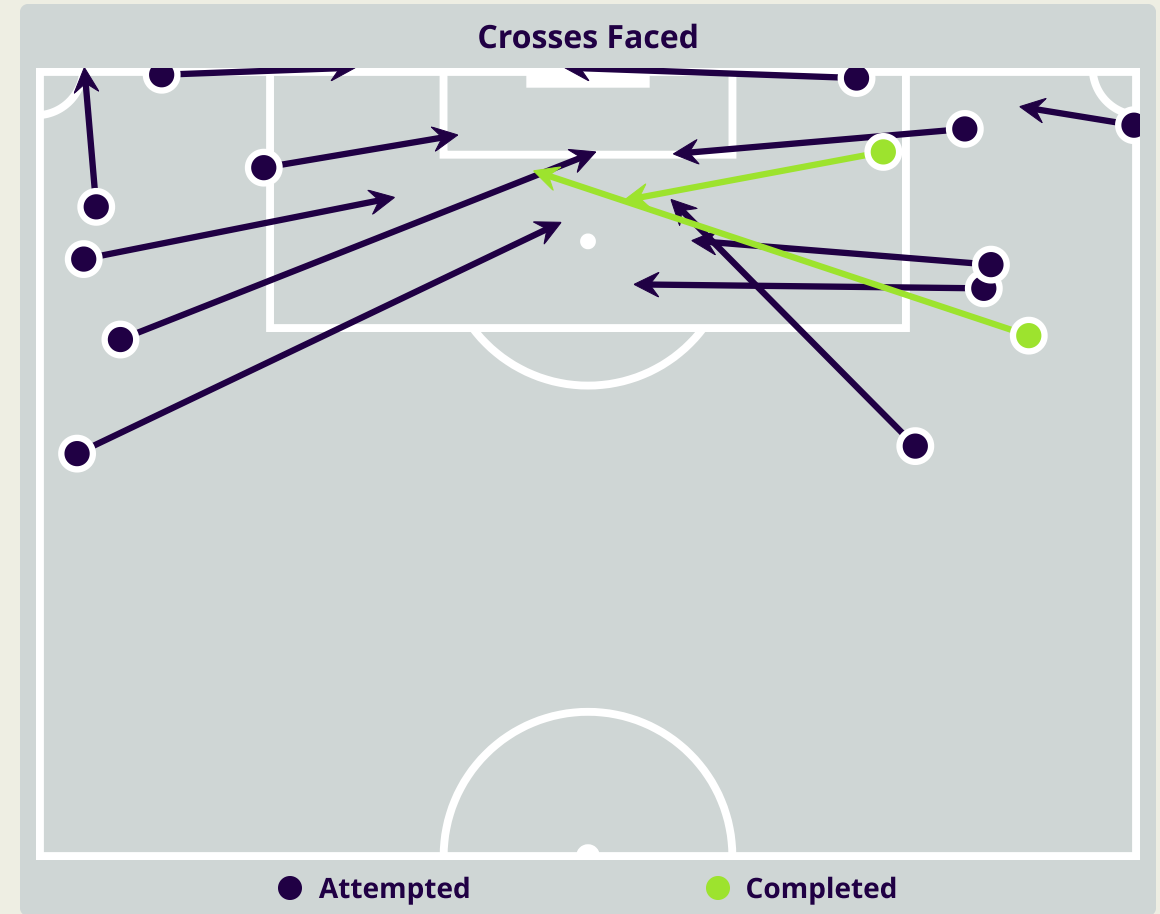
1  
Claims

0  
Incomplete

0  
Complete

0  
Tipped/Palmed

0  
Incomplete



### Delivery Types Faced

Total	In Swing	Out Swing	Driven	Lofted	Cutback	Push
15	2	3	1	7	0	2

Qatar



# Aerial Control

1  
Total Interventions

1

Complete

1

Punches

0

Incomplete

0

Complete

0

Claims

0

Incomplete

0

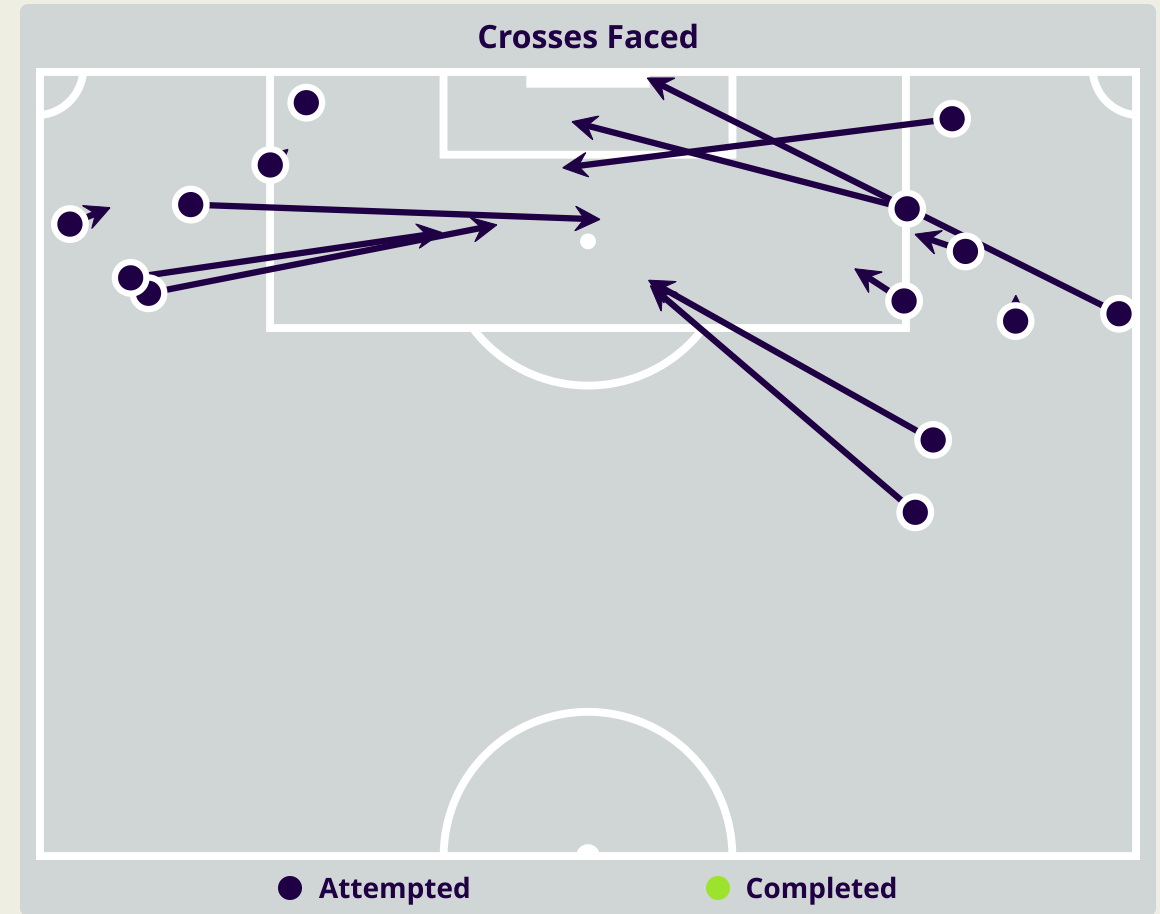
Complete

0

Tipped/Palmed

0

Incomplete



## Delivery Types Faced

Total	In Swing	Out Swing	Driven	Lofted	Cutback	Push
17	4	6	0	6	0	1

# SET PLAYS



Tajikistan v Qatar

# Set Plays




Free Kicks	
Type	Total
Direct	19
Direct (on target)	0
Direct (off target)	1
Indirect	1

Corners			
Delivery Type	From Left Side	From Right Side	Total
Direct to Area	2	1	3
Short	3	1	4

Edge of Penalty Area	0	0	0
----------------------	---	---	---

Corners	
Delivery Style	Total
Inswing	2
Outswing	0
Driven	0

# Set Plays



50

Total Set Plays

26

Total Free Kicks

0

Total Penalties

3

Total Corners

21

Total Throw Ins

Free Kicks	
Type	Total
Direct	22
Direct (on target)	0
Direct (off target)	0
Indirect	4

Corners			
Delivery Type	From Left Side	From Right Side	Total
Direct to Area	1	0	1
Short	1	1	2

Edge of Penalty Area	0	0	0
----------------------	---	---	---

Corners	
Delivery Style	Total
Inswing	1
Outswing	0
Driven	0



# INDIVIDUAL DATA IN POSSESSION



Tajikistan v Qatar

In Possession - Distributions




#	Player	Passes Attempted	Passes Completed	Pass Completion %	Switches of Play	Crosses Attempted	Crosses Completed	Line Breaks Attempted	Line Breaks Completed	Line Break Completion %	Ball Progressions	Take Ons	Step Ins	Attempts at Goal	Goals
1	YATIMOV Rustam	30	16	53%	0	0	0	16	3	18%	0	0	0	0	0
2	DZHURABOYEV Zoir	20	14	70%	0	0	0	7	5	71%	0	0	0	0	0
5	SAFAROV Manucher	40	27	68%	0	3	0	19	9	47%	0	0	0	0	0
6	HANONOV Vahdat	21	16	76%	0	0	0	8	6	75%	0	0	0	0	0
7	UMARBAEV Parvizdzhon	43	35	81%	0	2	0	13	12	92%	1	1	0	1	0
9	SOIROV Rustam	14	9	64%	0	0	0	2	2	100%	2	1	1	1	0
10	DZHALILOV Alisher	15	14	93%	0	2	0	2	1	50%	2	2	0	1	0
13	KAMOLOV Amadoni	13	8	62%	1	4	0	1	0	0%	1	1	0	1	0
14	SHUKUROV Alisher	29	19	66%	0	0	0	13	6	46%	0	0	0	0	0
17	EHSONI Panshanbe	43	31	72%	1	4	0	10	1	10%	0	0	0	1	0
19	NAZAROV Akhtam	35	24	69%	0	1	0	16	11	68%	1	0	1	0	0
3	DAVLATMIR Tabrezi	10	7	70%	0	1	0	5	3	60%	0	0	0	0	0
15	MABATSHOEV Shervoni	3	3	100%	0	0	0	0	0	0%	0	0	0	0	0
20	ALIJONI Burizod	4	4	100%	0	0	0	1	1	100%	0	0	0	0	0
22	SAMIEV Shahrom	8	6	75%	0	0	0	0	0	0%	0	0	0	0	0
25	KHAMROKULOV Nuriddin	0	0	0%	0	0	0	0	0	0%	0	0	0	0	0

In Possession - Offers & Receptions




			Offer movement types						
#	Player	Total Offers	In Front	In Between	Out to In	In to Out	In Behind	No Movement	Offers Received
1	YATIMOV Rustam	10	0	0	0	0	0	10	3
2	DZHURABOYEV Zoir	11	5	0	0	1	1	4	5
5	SAFAROV Manucher	11	2	1	0	0	0	8	6
6	HANONOV Vahdat	1	0	0	0	0	1	0	1
7	UMARBAEV Parvizdzhon	33	9	13	0	1	3	7	12
9	SOIROV Rustam	43	0	21	0	5	13	4	12
10	DZHALILOV Alisher	19	0	5	0	2	10	2	4
13	KAMOLOV Amadoni	38	0	5	1	2	19	11	8
14	SHUKUROV Alisher	16	6	10	0	0	0	0	7
17	EHSONI Panshanbe	19	2	2	0	2	3	10	12
19	NAZAROV Akhtam	4	2	1	0	0	1	0	4
3	DAVLATMIR Tabrezi	4	0	0	0	0	0	4	2
15	MABATSHOEV Shervoni	7	0	0	0	0	2	5	3
20	ALIJONI Burizod	9	1	4	1	2	1	0	3
22	SAMIEV Shahrom	18	0	0	0	1	14	3	2
25	KHAMROKULOV Nuriddin	3	0	0	0	1	1	1	0

In Possession - Distributions



#	Player	Passes Attempted	Passes Completed	Pass Completion %	Switches of Play	Crosses Attempted	Crosses Completed	Line Breaks Attempted	Line Breaks Completed	Line Break Completion %	Ball Progressions	Take Ons	Step Ins	Attempts at Goal	Goals
22	MESHAAL BARSHAM	26	21	81%	1	0	0	4	1	25%	0	0	0	0	0
4	MOHAMMED WAAD	43	34	79%	0	3	0	19	10	52%	1	0	1	0	0
5	TAREK SALMAN	53	51	96%	0	0	0	10	9	90%	1	0	1	1	0
11	AKRAM AFIF	47	34	72%	1	5	0	18	14	77%	3	3	0	4	1
12	LUCAS MENDES	62	55	89%	0	0	0	32	26	81%	1	0	1	0	0
15	BASSAM ALRAWI	67	54	81%	4	1	1	23	17	73%	1	0	1	0	0
17	ISMAIL MOHAMAD	8	6	75%	0	2	0	0	0	0%	0	0	0	0	0
19	ALMOEZ ALI	21	12	57%	0	0	0	4	3	75%	1	1	0	3	0
20	AHMED FATHY	27	24	89%	0	1	1	7	6	85%	0	0	0	0	0
23	MOUSTAFA TAREK	21	17	81%	0	1	0	1	0	0%	1	1	0	0	0
24	JASSEM GABER	41	37	90%	0	0	0	9	8	88%	1	0	1	2	0
2	PEDRO MIGUEL	10	7	70%	0	0	0	4	3	75%	0	0	0	0	0
10	HASSAN ALHAYDOS	26	19	73%	0	1	0	8	3	37%	1	1	0	0	0
16	BOUALEM KHOUKHI	26	23	88%	0	0	0	7	6	85%	0	0	0	0	0
25	AHMED ALGANEHI	20	15	75%	0	1	0	6	2	33%	2	2	0	2	0

In Possession - Offers & Receptions



			Offer movement types						
#	Player	Total Offers	In Front	In Between	Out to In	In to Out	In Behind	No Movement	Offers Received
22	MESHAAL BARSHAM	10	0	0	0	0	0	10	4
4	MOHAMMED WAAD	25	3	0	0	0	10	12	10
5	TAREK SALMAN	5	0	0	0	1	0	4	3
11	AKRAM AFIF	24	6	5	0	1	7	5	12
12	LUCAS MENDES	16	3	0	0	0	1	12	10
15	BASSAM ALRAWI	24	12	1	0	0	1	10	15
17	ISMAIL MOHAMAD	26	3	1	0	0	15	7	6
19	ALMOEZ ALI	50	2	17	1	3	25	2	7
20	AHMED FATHY	29	20	5	0	0	0	4	13
23	MOUSTAFA TAREK	18	3	5	1	1	8	0	6
24	JASSEM GABER	46	14	22	1	2	1	6	17
2	PEDRO MIGUEL	1	0	0	0	0	0	1	0
10	HASSAN ALHAYDOS	7	1	1	0	1	3	1	5
16	BOUALEM KHOUKHI	10	3	4	0	0	1	2	5
25	AHMED ALGANEHI	39	2	3	0	0	18	16	11

# INDIVIDUAL DATA OUT OF POSSESSION




Tajikistan v Qatar

Out of Possession



#	Player	Tackles Made / Won	Blocks	Interceptions	Pressing Direct	Pressing Indirect	Duels Won - Aerial	Duels Won - Physical	Possession Contests won	Clearances	Loose Ball Receptions	Pushing On	Pushing On into Pressing	Possession Regains	Possession Interrupted
1	YATIMOV Rustam	0 / 0	0	0	0	0	0	0	0	0	0	0	0	5	0
2	DZHURABOYEV Zoir	1 / 0	5	0	1	1	2	0	2	7	5	5	0	4	8
5	SAFAROV Manucher	3 / 0	3	0	2	11	0	0	0	6	9	23	1	3	7
6	HANONOV Vahdat	3 / 0	3	2	3	4	2	0	2	10	8	14	2	6	6
7	UMARBAEV Parvizdzhon	3 / 0	3	1	5	16	1	0	2	2	5	23	5	6	4
9	SOIROV Rustam	2 / 0	1	0	4	11	0	0	0	0	2	14	10	0	1
10	DZHALILOV Alisher	2 / 0	0	1	4	28	0	0	0	0	2	34	18	2	0
13	KAMOLOV Amadoni	3 / 1	3	1	3	15	0	0	0	1	4	12	4	5	0
14	SHUKUROV Alisher	1 / 1	1	0	5	26	1	0	1	1	15	24	12	1	2
17	EHSONI Panshanbe	1 / 0	1	0	8	24	1	0	1	1	5	18	11	1	1
19	NAZAROV Akhtam	1 / 0	2	1	0	8	2	0	2	3	6	14	2	6	0
3	DAVLATMIR Tabrezi	5 / 0	0	0	3	0	2	0	2	3	1	4	2	5	5
15	MABATSHOEV Shervoni	0 / 0	0	0	1	6	0	0	0	0	1	6	4	0	0
20	ALIJONI Burizod	2 / 0	0	0	3	6	0	0	0	1	1	8	4	0	1
22	SAMIEV Shahrom	1 / 0	0	0	6	16	0	0	1	0	4	9	6	0	0
25	KHAMROKULOV Nuriddin	0 / 0	0	0	0	6	1	0	1	0	0	6	4	0	0

Out of Possession



#	Player	Tackles Made / Won	Blocks	Interceptions	Pressing Direct	Pressing Indirect	Duels Won - Aerial	Duels Won - Physical	Possession Contests won	Clearances	Loose Ball Receptions	Pushing On	Pushing On into Pressing	Possession Regains	Possession Interrupted
22	MESHAAL BARSHAM	1 / 0	0	0	0	0	0	0	0	1	2	0	0	6	0
4	MOHAMMED WAAD	3 / 0	7	3	4	4	2	0	2	6	6	2	1	10	4
5	TAREK SALMAN	3 / 0	1	2	1	2	0	0	0	10	3	16	1	8	9
11	AKRAM AFIF	1 / 0	3	0	0	12	0	0	0	0	7	9	6	3	0
12	LUCAS MENDES	4 / 0	1	0	4	3	2	0	2	4	3	8	3	2	5
15	BASSAM ALRAWI	2 / 0	3	0	6	14	4	0	4	6	5	24	8	7	5
17	ISMAIL MOHAMAD	3 / 0	1	1	1	10	2	0	3	1	1	15	6	2	4
19	ALMOEZ ALI	2 / 0	0	0	3	20	1	0	2	2	6	17	6	0	2
20	AHMED FATHY	3 / 1	2	0	10	16	2	0	2	5	6	20	6	3	2
23	MOUSTAFA TAREK	0 / 0	2	0	0	13	0	0	0	1	4	11	7	1	2
24	JASSEM GABER	6 / 0	0	2	11	11	1	0	3	3	8	18	9	5	3
2	PEDRO MIGUEL	2 / 1	1	3	1	0	0	0	0	0	0	3	0	5	1
10	HASSAN ALHAYDOS	3 / 0	1	0	1	6	0	0	0	0	3	3	2	0	0
16	BOUALEM KHOUKHI	0 / 0	3	1	0	3	0	0	0	0	4	3	0	2	0
25	AHMED ALGANEHI	1 / 0	5	0	1	15	1	0	2	1	5	11	5	3	3



# INDIVIDUAL DATA PHYSICAL



Tajikistan v Qatar

Physical Data



#	Player	Total Distance (m)	Zone 1: 0-7 km/h (m)	Zone 2: 7-15 km/h (m)	Zone 3: 15-20 km/h (m)	Zone 4: 20-25 km/h (m)	Zone 5: 25+ km/h (m)	High Speed Runs (Zone 4)	Sprints (Zone 5)	Top Speed (km/h)
1	YATIMOV Rustam	5762.6	4315.6	1088.1	287.5	71.4	0	11.0	0	24.9
2	DZHURABOYEV Zoir	11207.7	4621.6	4278.2	1501.1	541.3	265.5	69.0	13.0	33.5
5	SAFAROV Manucher	11116.3	4184.5	4547.2	1497.0	643.9	243.7	73.0	20.0	30.7
6	HANONOV Vahdat	10552.0	4254.8	4220.6	1254.4	521.2	301.0	76.0	24.0	33.0
7	UMARBAEV Parvizdzhon	9500.3	3257.5	3730.1	1844.9	579.6	88.2	61.0	3.0	31.4
9	SOIROV Rustam	5459.4	1991.7	2038.2	739.0	508.3	182.2	60.0	16.0	30.3
10	DZHALILOV Alisher	9488.8	4055.6	3274.8	1394.7	505.1	258.5	71.0	19.0	31.8
13	KAMOLOV Amadoni	9447.0	3697.9	3577.0	1267.5	506.4	398.2	86.0	28.0	33.5
14	SHUKUROV Alisher	10502.3	3450.9	4477.4	1784.7	649.8	139.4	74.0	11.0	29.7
17	EHSONI Panshanbe	12155.9	4125.6	4970.6	1822.2	896.4	341.0	110.0	32.0	31.4
19	NAZAROV Akhtam	8638.7	3624.1	3434.6	960.8	513.8	105.4	54.0	11.0	28.8
3	DAVLATMIR Tabrezi	2335.3	665.8	1058.4	337.2	176.9	97.1	27.0	7.0	29.4
15	MABATSHOEV Shervoni	2458.9	908.0	991.7	325.1	171.4	62.8	19.0	5.0	29.0
20	ALIJONI Burizod	1753.5	445.4	557.3	416.3	256.1	78.3	25.0	4.0	29.2
22	SAMIEV Shahrom	6295.9	2385.1	2288.8	962.9	400.8	258.2	48.0	14.0	34.1
25	KHAMROKULOV Nuriddin	1454.3	436.9	574.3	294.8	137.7	10.6	15.0	2.0	25.7

Physical Data



#	Player	Total Distance (m)	Zone 1: 0-7 km/h (m)	Zone 2: 7-15 km/h (m)	Zone 3: 15-20 km/h (m)	Zone 4: 20-25 km/h (m)	Zone 5: 25+ km/h (m)	High Speed Runs (Zone 4)	Sprints (Zone 5)	Top Speed (km/h)
22	MESHAAL BARSHAM	5583.9	3900.9	1458.9	195.0	29.2	0	5.0	0	22.6
4	MOHAMMED WAAD	11251.5	4339.4	4205.5	1552.7	818.2	335.8	100.0	21.0	31.9
5	TAREK SALMAN	10763.3	4186.8	4592.1	1429.0	347.8	207.7	59.0	12.0	32.9
11	AKRAM AFIF	10285.2	4727.8	3329.2	1110.1	689.4	428.7	99.0	33.0	33.8
12	LUCAS MENDES	9911.2	4068.2	3882.9	1369.5	433.3	157.2	53.0	10.0	30.3
15	BASSAM ALRAWI	10664.9	4539.3	4236.0	1385.1	391.2	113.3	56.0	8.0	30.9
17	ISMAIL MOHAMAD	6117.1	2233.1	2161.9	920.9	487.9	313.4	62.0	18.0	31.7
19	ALMOEZ ALI	11158.9	4842.9	4071.0	1398.4	604.6	241.9	86.0	21.0	33.7
20	AHMED FATHY	8132.3	2658.9	3131.4	1633.6	605.3	103.1	60.0	9.0	29.3
23	MOUSTAFA TAREK	8417.9	2243.1	3339.5	1785.0	755.5	294.9	81.0	20.0	31.6
24	JASSEM GABER	10189.0	3646.7	4064.7	1742.2	617.5	117.9	63.0	10.0	29.1
2	PEDRO MIGUEL	1573.1	644.2	727.2	163.7	26.9	11.2	6.0	1.0	27.7
10	HASSAN ALHAYDOS	4372.5	1556.3	1704.9	678.4	325.4	107.5	39.0	10.0	29.2
16	BOUALEM KHOUKHI	3402.5	1298.9	1538.5	454.7	88.4	22.0	11.0	2.0	27.6
25	AHMED ALGANEHI	5763.7	2276.9	1910.0	916.5	492.8	167.6	54.0	14.0	30.7



AFC  
**ASIAN CUP**  
QATAR 2023™