



AFC
ASIAN CUP
QATAR 2023™



India 0 - 3 Uzbekistan

Group B - Match 16

18 January 2024

17:30 Kick Off

Ahmad Bin Ali Stadium

POST MATCH SUMMARY REPORT

Match Summary - Teams



India

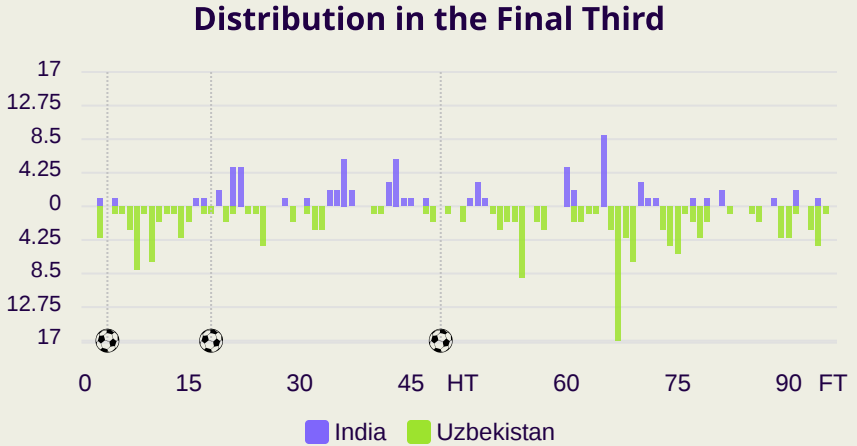
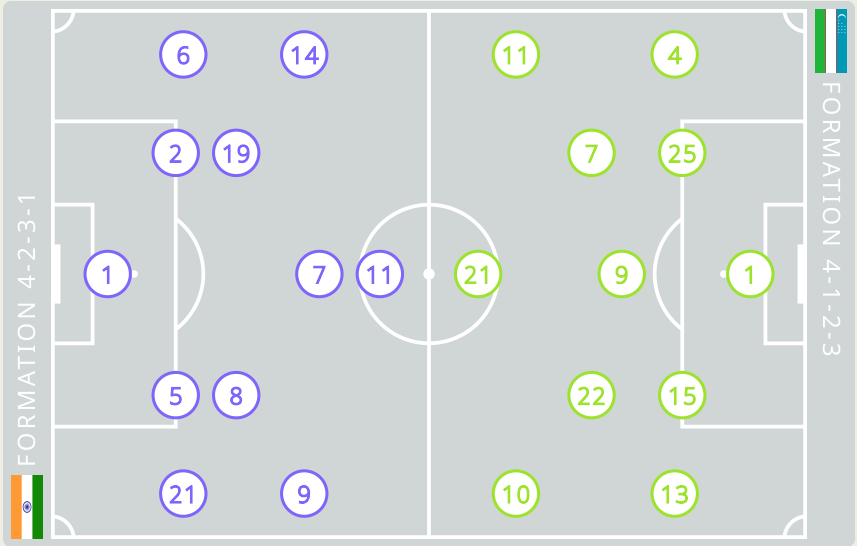
0

—

3

Uzbekistan





STARTING

1	GK	SINGH Gurpreet
2	DF	BHEKE Rahul
5	DF	JHINGAN Sandesh
6	DF	MISHRA Akash
7	MF	THAPA Anirudh ↓ 72'
8	MF	WANGJAM Suresh ↓ 84'
9	FW	SINGH Manvir ↓ 45'
11	FW	CHHETRI Sunil (C) ↓ 72'
14	MF	MAHESH Naorem ↓ 86'
19	MF	APUIA RALTE Lalengmawia
21	DF	POOJARY Nikhil

SUBSTITUTES

13	GK	KAITH Vishal
23	GK	SINGH Amrinder
3	DF	BOSE Subhasish
4	DF	LAL Chungnunga
10	MF	FERNANDES Brandon ↑ 72'
12	MF	COLACO Liston
15	MF	SINGH Udanta ↑ 86'
16	MF	KP Rahul ↑ 45'
17	MF	CHHANGTE Lallianzuala
18	MF	SAMAD Sahal Abdul
20	DF	KOTAL Pritam
22	DF	SINGH Mehtab
24	FW	PARTAP SINGH Vikram
25	MF	TANGRI Deepak ↑ 84'
26	FW	PANDITA Ishan ↑ 72'

STARTING

YUSUPOV Utkir	GK	1
SAYFIEV Farrukh	DF	4
SHUKUROV Otabek	MF	7
↓ 84' HAMROBEKOV Odiljon	MF	9
↓ 74' (C) MASHARIPOV Jaloliddin	MF	10
↓ 74' URUNOV Ostons	MF	11
⚽ 45+4' ↓ 45' NASRULLAEV Sherzod	DF	13
ESHMURODOV Umar	DF	15
⚽ 18' SERGEEV Igor	FW	21
↓ 84' ⚽ 4' FAYZULLAEV Abbosbek	MF	22
KHUSANOV Abdukodir	DF	25

SUBSTITUTES

NEMATOV Abduvohid	GK	12
ERGASHEV Botirali	GK	16
KHAMRALIEV Mukhammadkodir	DF	2
ALIJONOV Khojiakbar	DF	3
ASHURMATOV Rustam	DF	5
KHOLMATOV Diyor	MF	6
↑ 84' ISKANDEROV Jamshid	MF	8
↑ 84' BOLTABOEV Jamshid	MF	14
ABDIKHOLIKOV Bobur	FW	17
ABDULLAEV Abdulla	DF	18
↑ 74' TURGUNBOEV Azizbek	MF	19
↑ 74' ERKINOV Khojimat	MF	20
UMAROV Shokhboz	MF	23
AMONOV Azizbek	FW	24
↑ 45' ABDIRAKHMATOV Zafarmurod	DF	26

Match Summary - Key Statistics



India



Uzbekistan



Possession			
Total	<div><div>45.6%</div><div>10.4%</div><div>44%</div></div>	Total	
0	Goals	3	
9 (3)	Attempts at Goal (On Target)	16 (7)	
558 (475)	Total Passes (Complete)	492 (415)	
85 %	Pass Completion %	84 %	
79	Completed Line Breaks	122	
5	Defensive Line Breaks	17	
62	Receptions in the Final Third	156	
14	Crosses	19	
9	Ball Progressions	6	
250 (41)	Defensive Pressures Applied (Direct Pressures)	205 (54)	
54	Forced Turnovers	62	
55	Second Balls	87	
121.4 km	Total Distance Covered	121 km	
7 km	Zone 4 – Low Speed Sprinting: 20-25 km/h	6.4 km	



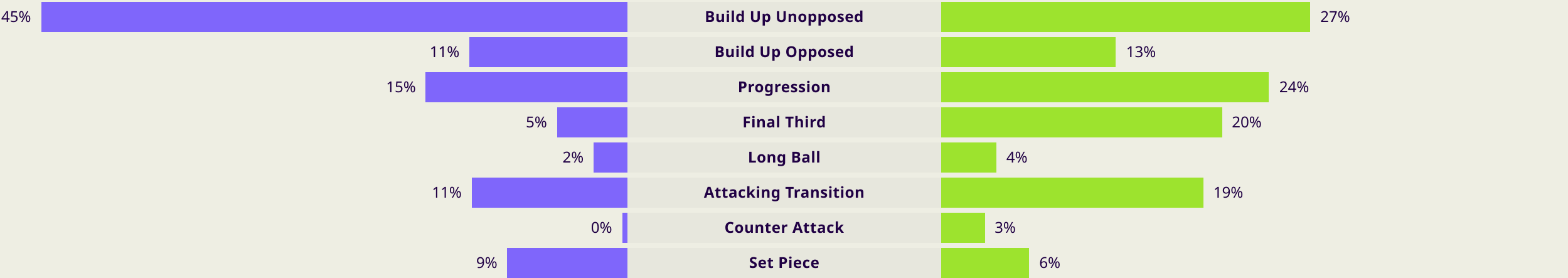
India

Phases of Play

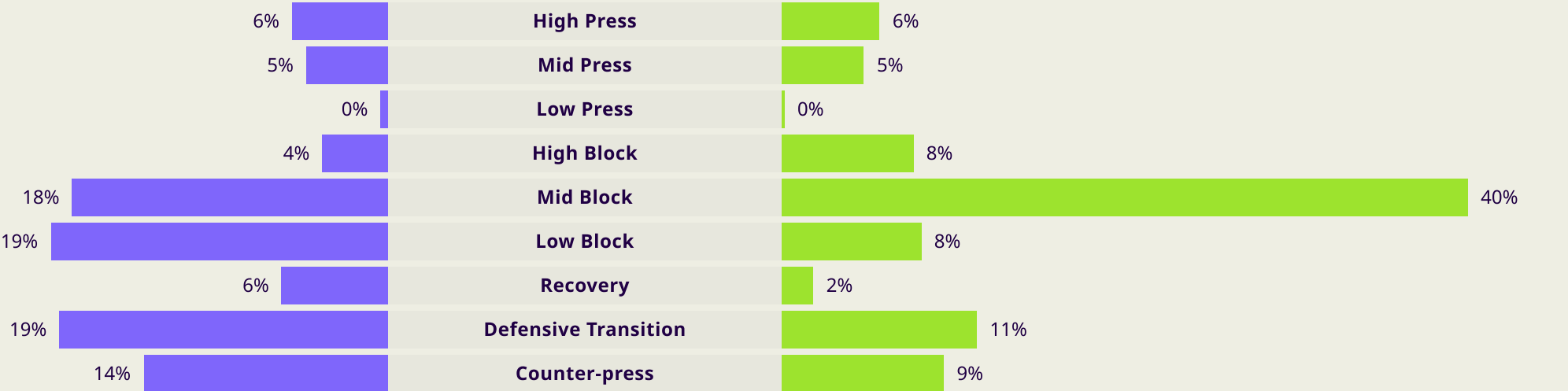
Uzbekistan



IN POSSESSION



OUT OF POSSESSION

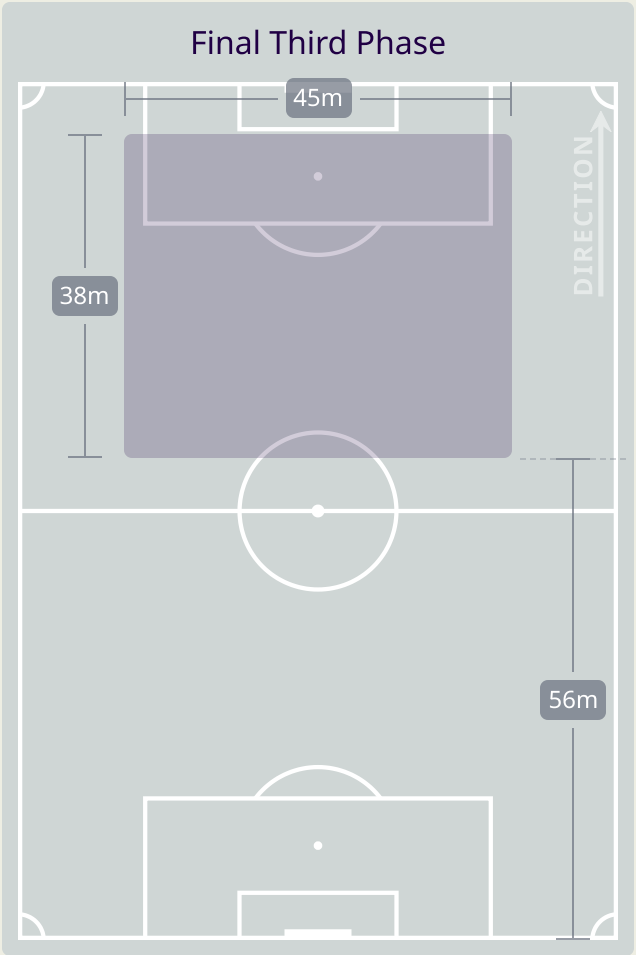
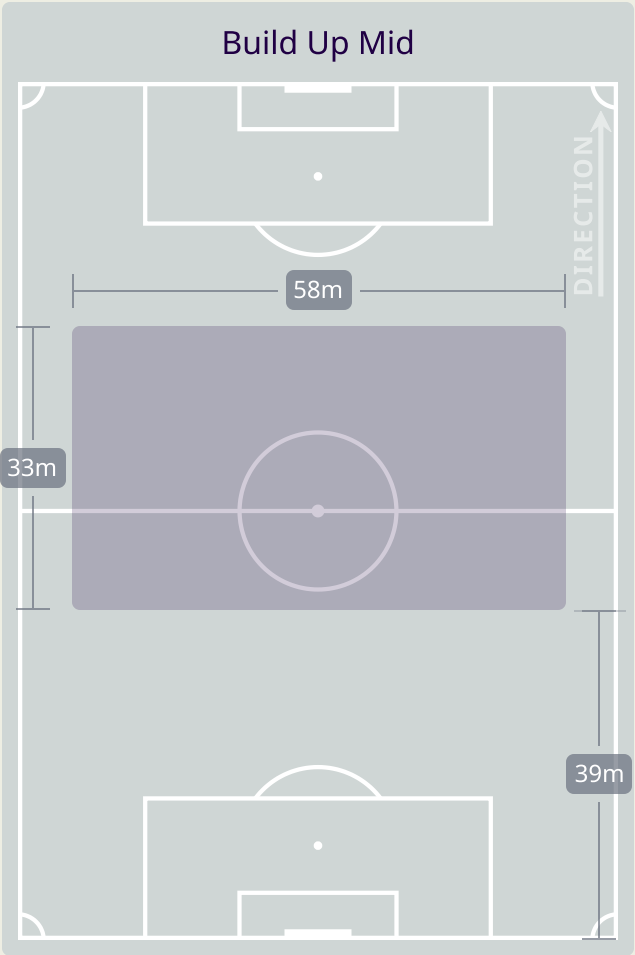
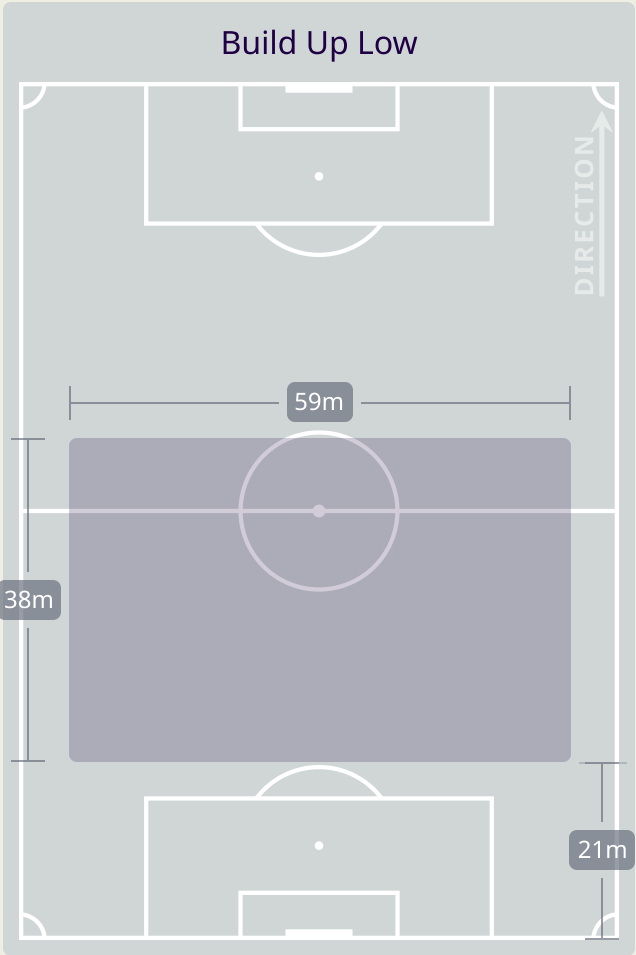


IN POSSESSION

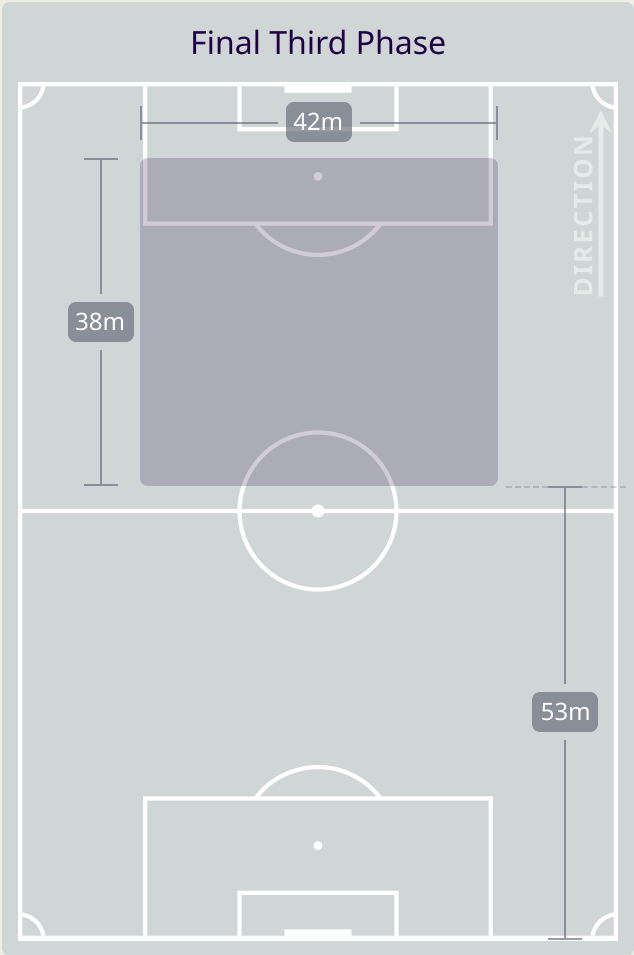
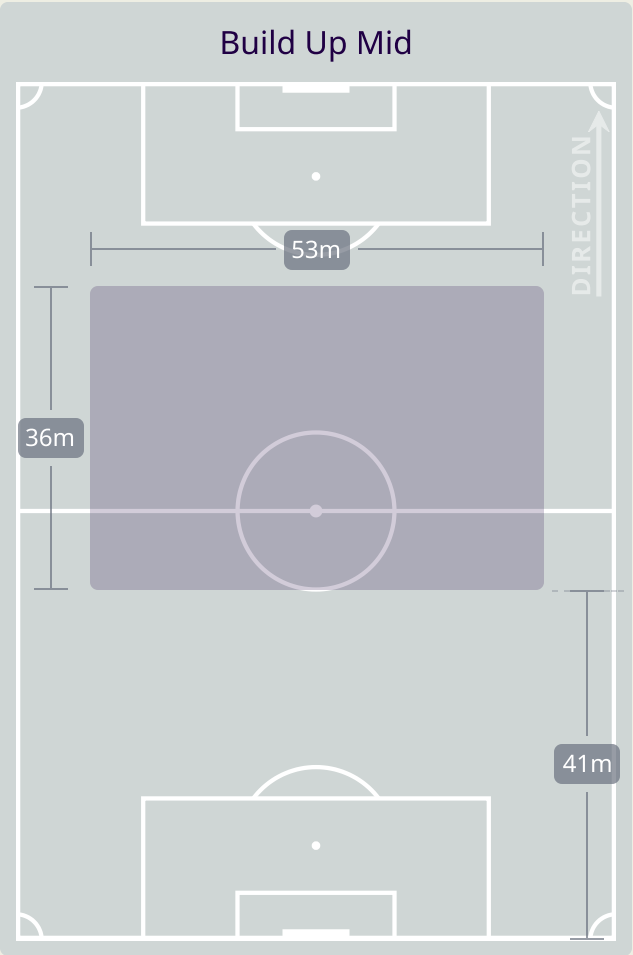
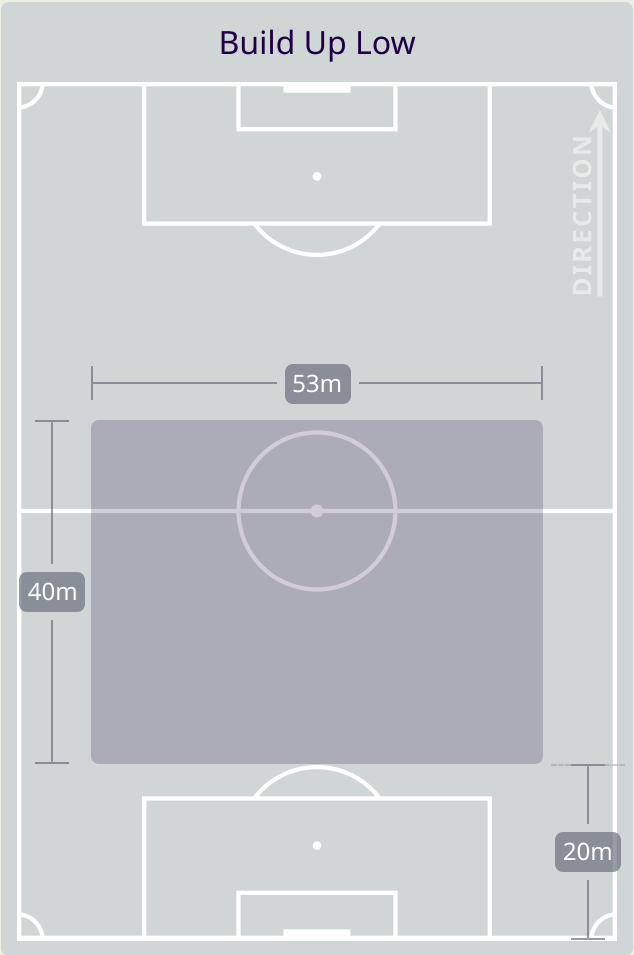


India v Uzbekistan

In Possession Line Height & Team Length



In Possession Line Height & Team Length



Line Breaks



Attempted Line Breaks

119

42

36

Attempted

Complete

35

26

Attempted

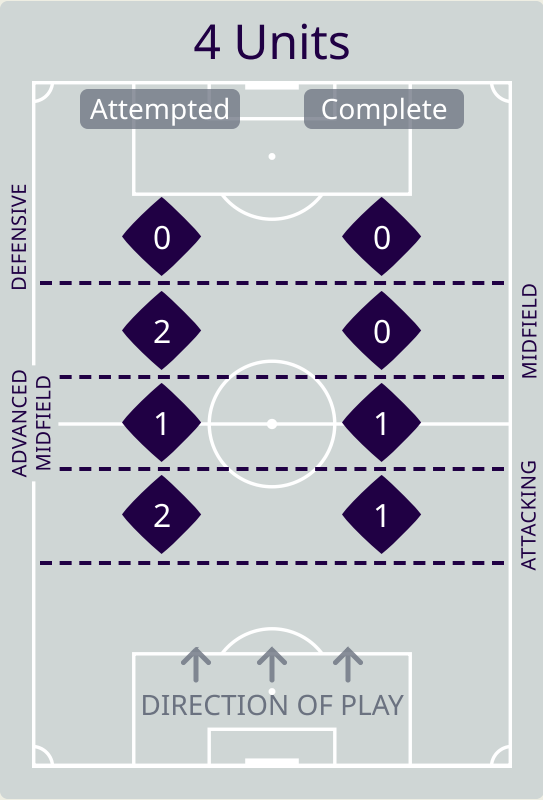
Complete

42

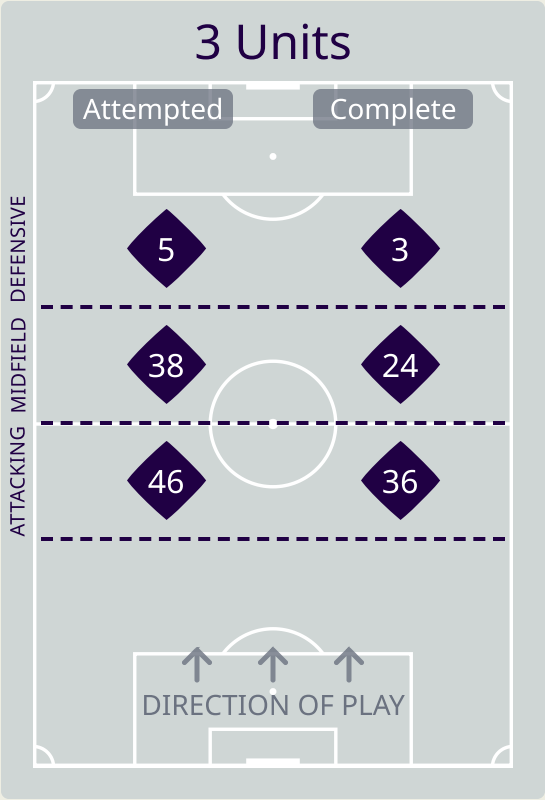
17

Attempted

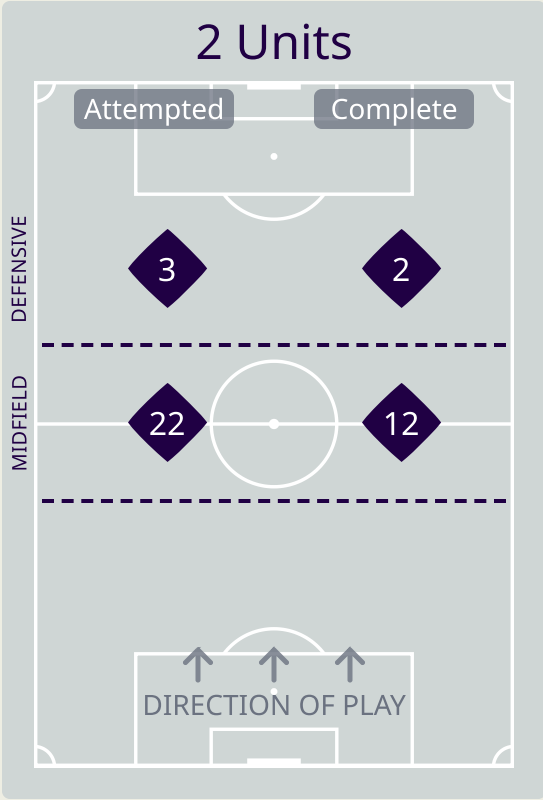
Complete



Attempted Line Breaks	5
Inside Shape	4
Outside Shape	1



Attempted Line Breaks	89
Inside Shape	54
Outside Shape	35



Attempted Line Breaks	25
Inside Shape	16
Outside Shape	9

Line Breaks



Uzbekistan

Attempted Line Breaks

160



49

Attempted

39

Complete



44

Attempted

41

Complete



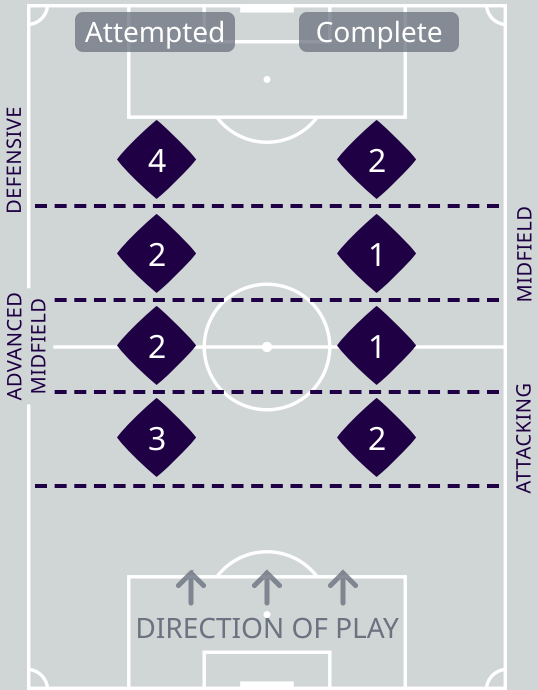
67

Attempted

42

Complete

4 Units

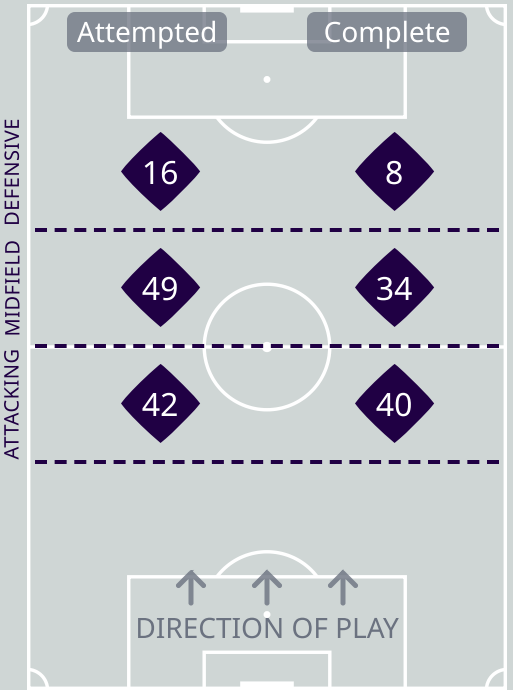


Attempted Line Breaks 11

Inside Shape 7

Outside Shape 4

3 Units

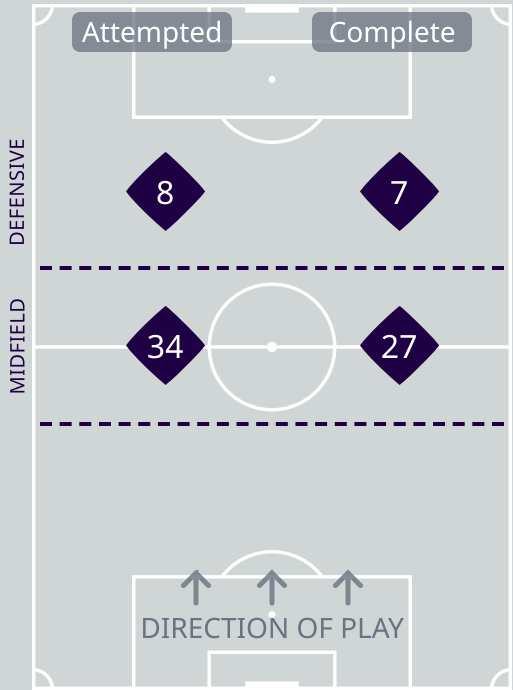


Attempted Line Breaks 107

Inside Shape 58

Outside Shape 49

2 Units



Attempted Line Breaks 42

Inside Shape 24

Outside Shape 18

[illegible]

Line Breaks



					4 Units				3 Units			2 Units		Direction			Distribution Type		
#	Player	Line Breaks Attempted	Line Breaks Completed	Line Break Completion %	Attacking Line	Attacking Midfield Line	Midfield Line	Defensive Line	Attacking Line	Midfield Line	Defensive Line	Midfield Line	Defensive Line	Through	Around	Over	Pass	Cross	Ball Progression
1	YUSUPOV Utkir	20	10	50%	3	1	2	0	4	7	0	3	0	2	1	17	20	0	0
4	SAYFIEV Farrukh	14	13	92%	0	0	0	0	7	2	0	4	1	4	3	7	14	0	0
7	SHUKUROV Otabek	14	11	78%	0	0	0	0	3	5	1	2	3	4	6	4	13	1	0
9	HAMROBEKOV Odiljon	12	9	75%	0	0	0	2	3	4	1	1	1	5	4	3	12	0	0
10	MASHARIPOV Jaloliddin	18	16	88%	0	0	0	1	0	7	4	6	0	8	7	3	17	0	1
11	URUNOV Oston	4	4	100%	0	0	0	0	1	1	0	2	0	2	2	0	4	0	0
13	NASRULLAEV Sherzod	15	10	66%	0	1	0	0	4	5	2	3	0	2	2	11	14	1	0
15	ESHMURODOV Umar	22	20	90%	0	0	0	0	12	8	0	2	0	4	10	8	22	0	0
21	SERGEEV Igor	4	1	25%	0	0	0	1	0	0	1	1	1	3	0	1	4	0	0
22	FAYZULLAEV Abbosbek	13	10	76%	0	0	0	0	0	3	5	3	2	9	2	2	12	0	1
25	KHUSANOV Abdukodir	7	7	100%	0	0	0	0	3	2	1	1	0	3	0	4	7	0	0
8	ISKANDEROV Jamshid	2	1	50%	0	0	0	0	0	1	0	1	0	0	1	1	1	1	0
14	BOLTABOEV Jamshid	1	1	100%	0	0	0	0	0	1	0	0	0	1	0	0	1	0	0
19	TURGUNBOEV Azizbek	0	0	0%	0	0	0	0	0	0	0	0	0	0	0	0	0	0	0
20	ERKINOV Khojimat	0	0	0%	0	0	0	0	0	0	0	0	0	0	0	0	0	0	0
26	ABDIRAKHMATOV Zafarmurod	14	9	64%	0	0	0	0	5	3	1	5	0	2	6	6	13	1	0

Passing Networks



#	Passes From ↓ to →	SINGH Gurpreet	BHEKE Rahul	JHINGAN Sandesh	MISHRA Akash	THAPA Anirudh	WANGJAM Suresh	SINGH Manvir	CHHETRI Sunil	MAHESH Naorem	APUIA RALTE Lalengmawia	POOJARY Nikhil	FERNANDES Brandon	SINGH Udanta	KP Rahul	TANGRI Deepak	PANDITA Ishan
1	SINGH Gurpreet		24	25	4	0	1	0	0	1	2	0	0	0	1	1	0
2	BHEKE Rahul	11		12	13	2	9	0	0	7	19	0	1	0	0	1	0
5	JHINGAN Sandesh	17	13		0	7	11	2	0	0	10	13	4	0	3	0	0
6	MISHRA Akash	2	10	0		0	2	1	0	6	4	0	0	0	0	1	0
7	THAPA Anirudh	0	2	2	0		1	2	1	3	3	10	0	0	2	0	0
8	WANGJAM Suresh	4	5	13	2	4		0	1	0	7	7	0	0	0	0	1
9	SINGH Manvir	0	0	0	0	0	2		0	0	1	2	0	0	0	0	0
11	CHHETRI Sunil	0	2	0	0	4	0	0		0	2	1	0	0	0	0	0
14	MAHESH Naorem	3	2	1	6	0	0	0	1		5	0	0	0	0	0	0
19	APUIA RALTE Lalengmawia	5	12	11	1	3	14	0	1	5		5	1	0	2	0	0
21	POOJARY Nikhil	0	0	11	0	0	2	2	3	0	2		1	0	1	1	0
10	FERNANDES Brandon	0	0	0	1	0	1	0	0	0	0	1		3	1	1	0
15	SINGH Udanta	0	0	0	0	0	0	0	0	0	0	1	1		0	1	0
16	KP Rahul	0	0	0	0	0	0	0	1	0	1	0	2	0		0	0
25	TANGRI Deepak	1	1	1	1	0	0	0	0	0	1	0	0	0	0		0
26	PANDITA Ishan	0	0	0	0	0	0	0	0	0	0	0	0	0	0	0	

Top 5 Player to Player Passers		
Player	Passed To	% of Total Team Passes
SINGH Gurpreet	JHINGAN Sandesh	5.6%
SINGH Gurpreet	BHEKE Rahul	5.4%
BHEKE Rahul	APUIA RALTE Lalengmawia	4.3%
JHINGAN Sandesh	SINGH Gurpreet	3.8%
APUIA RALTE Lalengmawia	WANGJAM Suresh	3.1%

Passing Networks

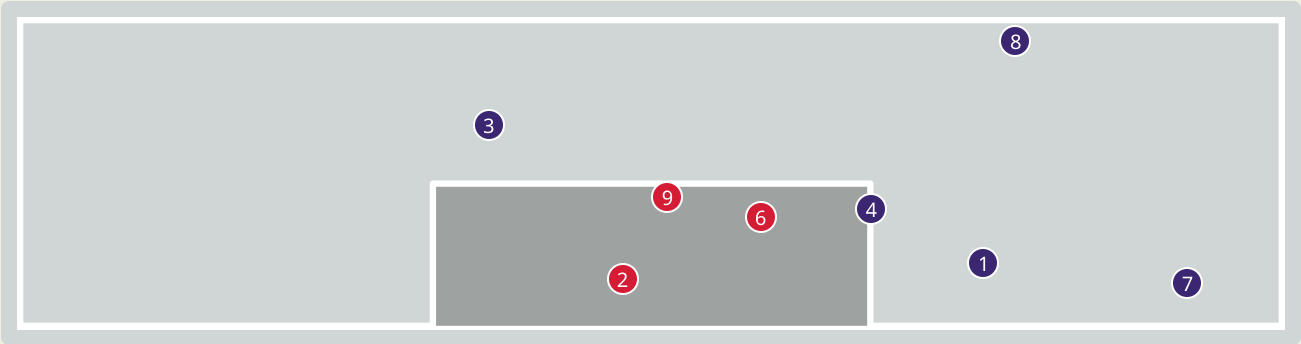
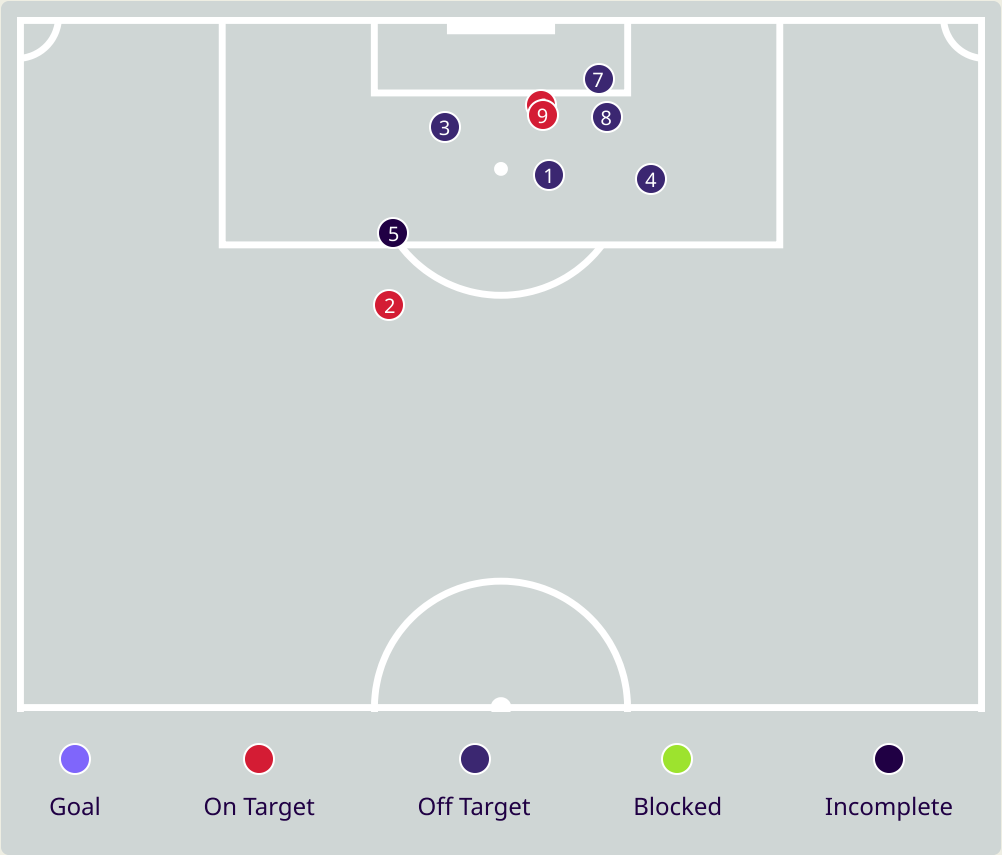


#	Passes From ↓ to →	YUSUPOV Utkir	SAYFIEV Farrukh	SHUKUROV Otabek	HAMROBEKOV Odiljon	MASHARIPOV Jaloliddin	URUNOV Oston	NASRULLAEV Sherzod	ESHMURODOV Umar	SERGEEV Igor	FAYZULLAEV Abbosbek	KHUSANOV Abdukodir	ISKANDEROV Jamshid	BOLTABOEV Jamshid	TURGUNBOEV Azizbek	ERKINOV Khojimat	ABDIRAKHMATOV Zafarmurod
1	YUSUPOV Utkir		1	1	2	1	0	1	4	0	1	2	0	1	0	0	1
4	SAYFIEV Farrukh	0		7	4	7	0	0	8	0	2	3	0	2	0	2	0
7	SHUKUROV Otabek	1	2		5	1	4	1	6	1	6	6	1	3	0	1	8
9	HAMROBEKOV Odiljon	1	0	3		2	3	3	2	1	3	2	0	0	1	1	5
10	MASHARIPOV Jaloliddin	0	3	5	3		1	4	4	2	12	0	0	0	0	0	0
11	URUNOV Oston	0	4	4	1	2		0	2	0	1	1	0	0	0	0	3
13	NASRULLAEV Sherzod	1	0	2	0	8	0		7	0	2	1	0	0	0	0	0
15	ESHMURODOV Umar	8	13	3	5	5	1	9		1	1	6	1	0	1	2	2
21	SERGEEV Igor	0	2	1	1	1	0	0	0		2	0	2	0	0	0	1
22	FAYZULLAEV Abbosbek	0	8	3	3	5	1	3	2	1		0	0	0	0	0	0
25	KHUSANOV Abdukodir	9	2	5	2	3	3	0	13	0	1		0	0	1	0	4
8	ISKANDEROV Jamshid	0	3	1	0	0	0	0	0	1	0	0		1	0	0	0
14	BOLTABOEV Jamshid	0	0	0	0	0	0	0	1	0	0	3	1		2	0	2
19	TURGUNBOEV Azizbek	0	0	3	1	0	0	0	0	1	0	1	0	0		0	2
20	ERKINOV Khojimat	0	1	1	0	0	0	0	1	0	0	0	1	0	0		0
26	ABDIRAKHMATOV Zafarmurod	0	0	7	0	0	4	0	2	0	0	9	0	0	3	0	

Top 5 Player to Player Passers		
Player	Passed To	% of Total Team Passes
ESHMURODOV Umar	SAYFIEV Farrukh	3.4%
KHUSANOV Abdukodir	ESHMURODOV Umar	3.4%
MASHARIPOV Jaloliddin	FAYZULLAEV Abbosbek	3.1%
ESHMURODOV Umar	NASRULLAEV Sherzod	2.3%

KHUSANOV Abdukodir	YUSUPOV Utkir	2.3%
--------------------	---------------	------

Attempts at Goal



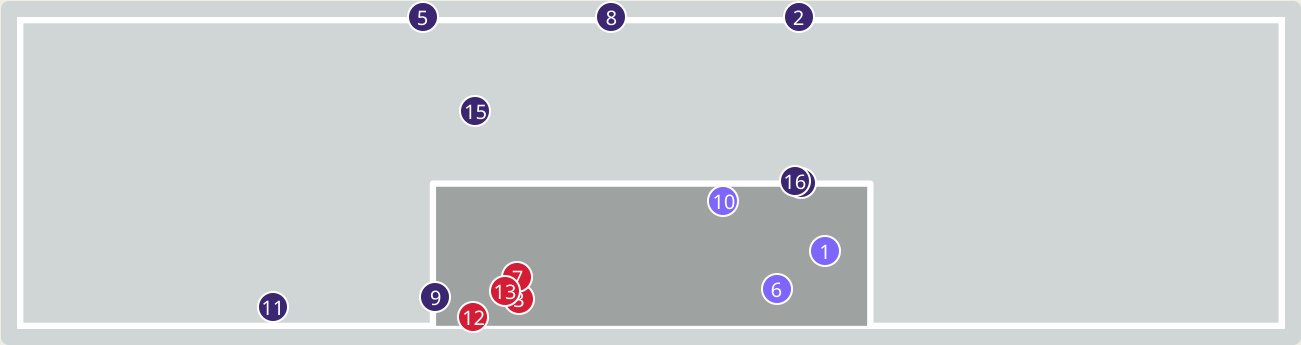
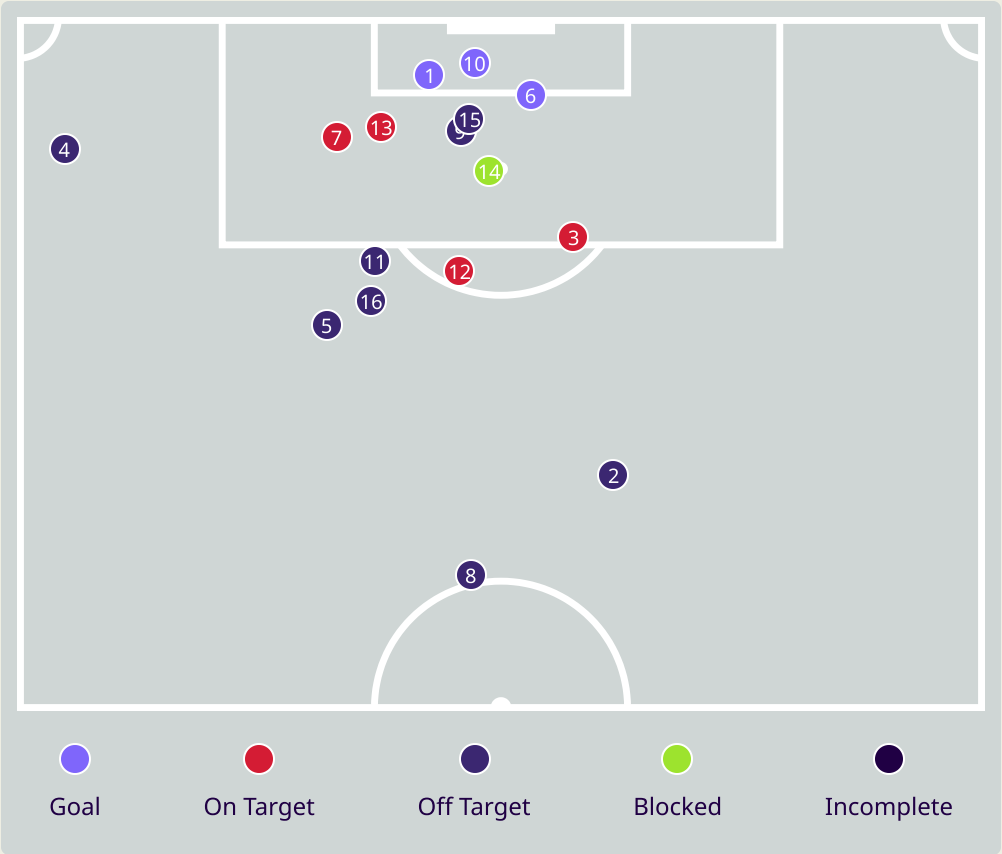
Key	Outcome	Shots
	Goals	0
	On Target	3
	Off Target	5
	Blocked	0
	Incomplete	1

Attempts at Goal



Time	Player	Outcome	Body Part	Delivery Type
28	6 MISHRA Akash	Off Target	Head	Freekick
44	14 MAHESH Naorem	On Target - Saved	Left Foot	Loose Ball
45	11 CHHETRI Sunil	Off Target	Head	Corner
48	16 KP Rahul	Off Target	Right Foot	Loose Ball
48	19 APUIA RALTE Lalengmawia	Incomplete - Player On Ball Error	Left Foot	Loose Ball
48	11 CHHETRI Sunil	On Target - Goal Prevented	Left Foot	Loose Ball
49	11 CHHETRI Sunil	Deflected Off Target - Defensive Event	Right Foot	Other
49	11 CHHETRI Sunil	Off Target	Right Foot	Corner
71	2 BHEKE Rahul	On Target - Saved	Head	Corner

Attempts at Goal



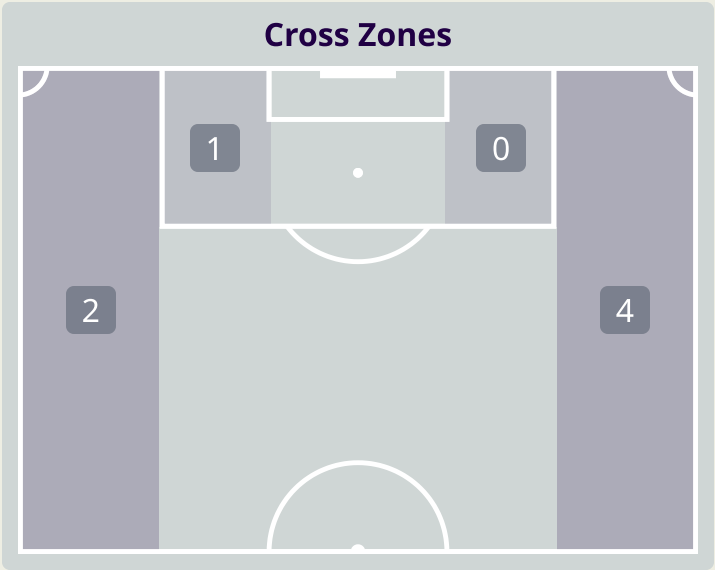
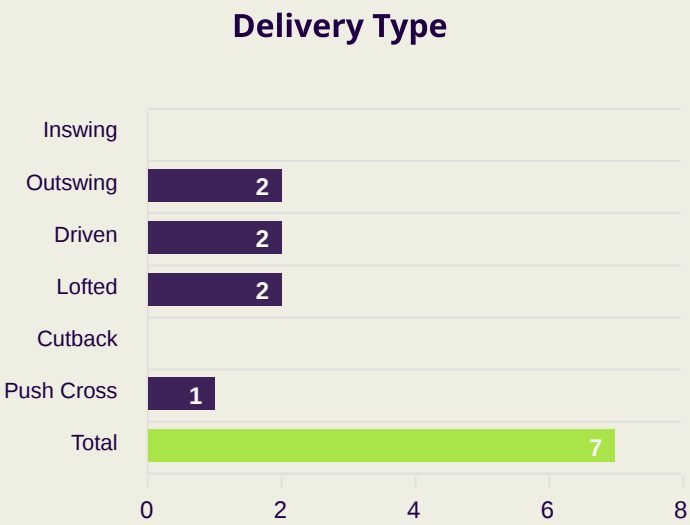
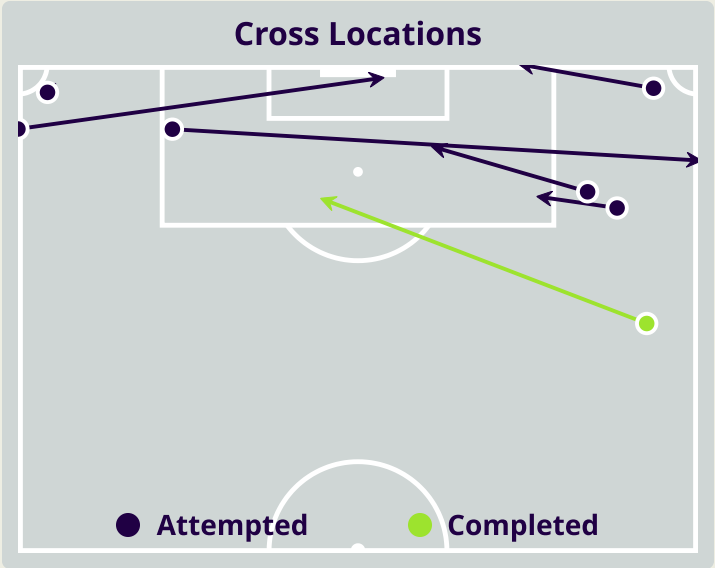
Key	Outcome	Shots
●	Goals	3
●	On Target	4
●	Off Target	8
●	Blocked	1
●	Incomplete	0

Attempts at Goal



Time	Player	Outcome	Body Part	Delivery Type
3	22 FAYZULLAEV Abbosbek	On Target - Goal	Head	Pass
8	25 KHUSANOV Abdukodir	Off Target	Right Foot	Pass
8	21 SERGEEV Igor	On Target - Saved	Left Foot	Loose Ball
10	10 MASHARIPOV Jaloliddin	Off Target	Right Foot	Freekick
14	10 MASHARIPOV Jaloliddin	Off Target	Right Foot	Pass
17	21 SERGEEV Igor	On Target - Goal	Right Foot	Loose Ball
34	22 FAYZULLAEV Abbosbek	On Target - Saved	Left Foot	Pass
37	21 SERGEEV Igor	Off Target	Right Foot	Loose Ball
48	13 NASRULLAEV Sherzod	Off Target	Right Foot	Cross
48	13 NASRULLAEV Sherzod	On Target - Goal	Right Foot	Other
62	22 FAYZULLAEV Abbosbek	Off Target	Right Foot	Pass
77	22 FAYZULLAEV Abbosbek	Deflected On Target - Saved	Right Foot	Pass
78	4 SAYFIEV Farrukh	On Target - Saved	Left Foot	Cross
78	19 TURGUNBOEV Azizbek	Incomplete - Blocked	Left Foot	Other
90	14 BOLTABOEV Jamshid	Off Target	Head	Freekick
93	8 ISKANDEROV Jamshid	Off Target - Player On Ball Error	Left Foot	Pass

Crosses (Open Play)



Attempted

7

Completed

1

Most Crosses Attempted

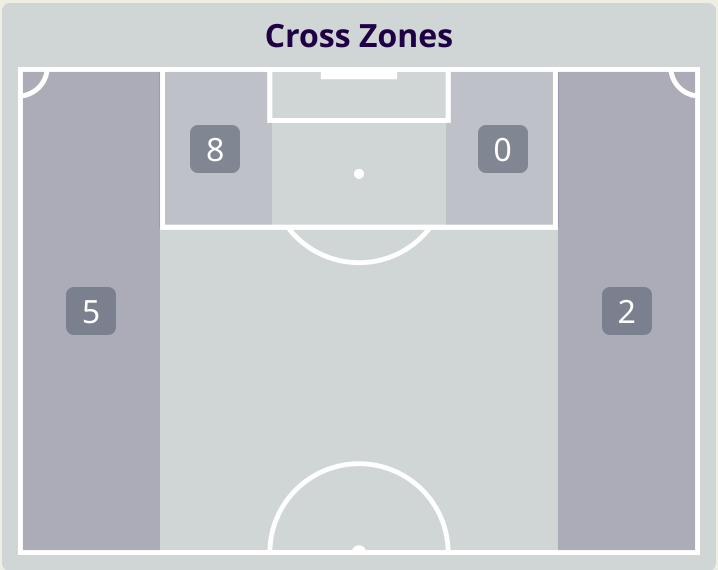
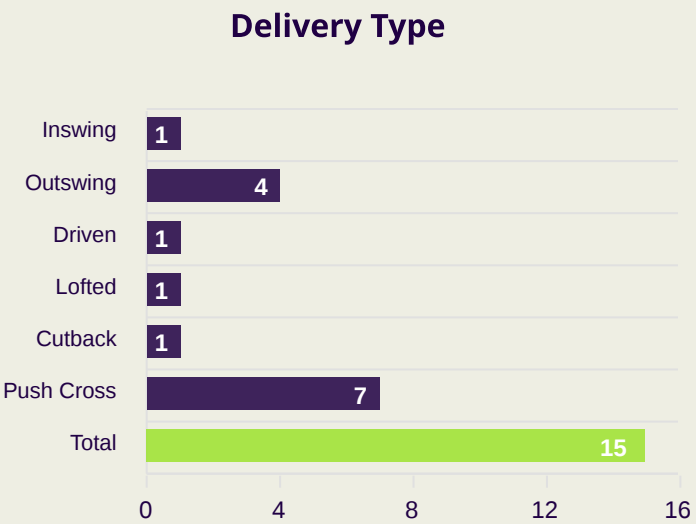
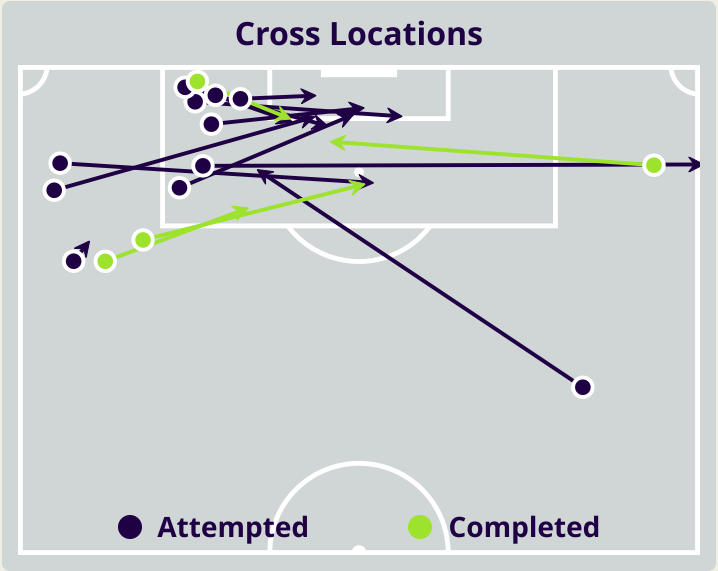
4

POOJARY Nikhil

RIGHT BACK

#	Player	Inswing	Outswing	Driven	Lofted	Cutback	Push Cross	Total Attempted
1	SINGH Gurpreet	0	0	0	0	0	0	0
2	BHEKE Rahul	0	0	0	0	0	0	0
5	JHINGAN Sandesh	0	0	0	0	0	0	0
6	MISHRA Akash	0	1	0	0	0	0	1
7	THAPA Anirudh	0	0	1	0	0	0	1
8	WANGJAM Suresh	0	0	1	0	0	0	1
9	SINGH Manvir	0	0	0	0	0	0	0
11	CHHETRI Sunil	0	0	0	0	0	0	0
14	MAHESH Naorem	0	0	0	0	0	0	0
19	APUIA RALTE Lalengmawia	0	0	0	0	0	0	0
21	POOJARY Nikhil	0	1	0	2	0	1	4
10	FERNANDES Brandon	0	0	0	0	0	0	0
15	SINGH Udanta	0	0	0	0	0	0	0
16	KP Rahul	0	0	0	0	0	0	0
25	TANGRI Deepak	0	0	0	0	0	0	0
26	PANDITA Ishan	0	0	0	0	0	0	0

Crosses (Open Play)



Attempted

15

Completed

4

Most Crosses Attempted

6

SAYFIEV Farrukh

RIGHT BACK

#	Player	Inswing	Outswing	Driven	Lofted	Cutback	Push Cross	Total Attempted
1	YUSUPOV Utkir	0	0	0	0	0	0	0
4	SAYFIEV Farrukh	0	2	0	0	0	4	6
7	SHUKUROV Otabek	0	0	0	0	0	0	0
9	HAMROBEKOV Odiljon	0	0	0	0	0	0	0
10	MASHARIPOV Jaloliddin	0	0	0	1	0	0	1
11	URUNOV Oston	0	0	0	0	0	0	0
13	NASRULLAEV Sherzod	1	0	0	0	0	0	1
15	ESHMURODOV Umar	0	0	0	0	0	0	0
21	SERGEEV Igor	0	0	0	0	0	0	0
22	FAYZULLAEV Abbosbek	0	1	1	0	0	3	5
25	KHUSANOV Abdukodir	0	0	0	0	0	0	0
8	ISKANDEROV Jamshid	0	0	0	0	0	0	0
14	BOLTABOEV Jamshid	0	0	0	0	0	0	0
19	TURGUNBOEV Azizbek	0	0	0	0	0	0	0
20	ERKINOV Khojimat	0	0	0	0	1	0	1
26	ABDIRAKHMATOV Zafarmurod	0	1	0	0	0	0	1

Offering to Receive



315

Total Offers Made

149

Total Offers Received

Most Offers

47

THAPA Anirudh

ATTACKING MIDFIELD

65

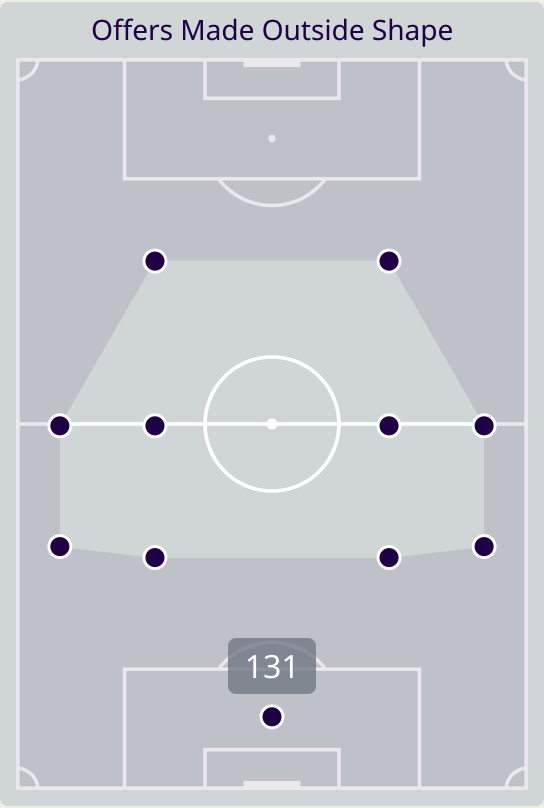
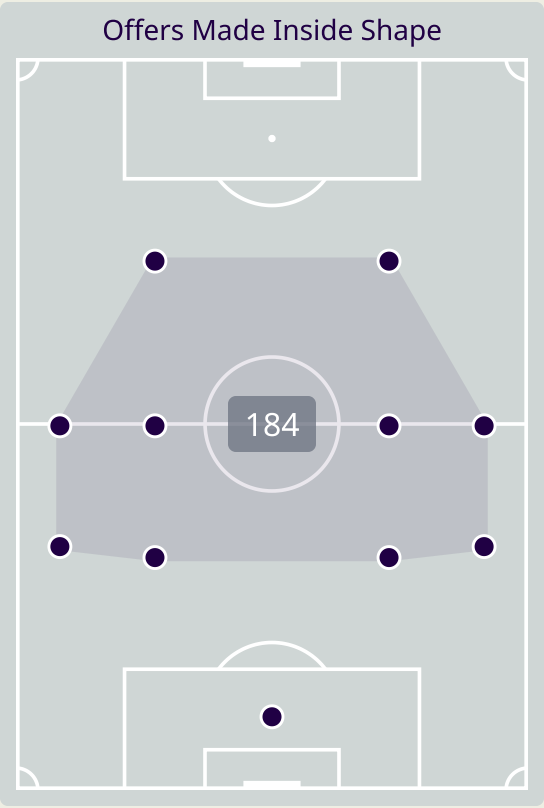
Offers Made in Final Third

156

Offers Made in Middle Third

94

Offers Made in Defensive Third



#	Player	Offers Made	Offers Received	% Made & Received
1	SINGH Gurpreet	14	9	64.3%
2	BHEKE Rahul	22	14	63.6%
5	JHINGAN Sandesh	39	19	48.7%
6	MISHRA Akash	13	4	30.8%
7	THAPA Anirudh	47	19	40.4%
8	WANGJAM Suresh	36	26	72.2%
9	SINGH Manvir	9	4	44.4%
11	CHHETRI Sunil	20	6	30%
14	MAHESH Naorem	25	6	24%
19	APUIA RALTE Lalengmawia	41	24	58.5%
21	POOJARY Nikhil	1	1	100%
10	FERNANDES Brandon	10	5	50%
15	SINGH Udanta	1	0	0%
16	KP Rahul	20	6	30%
25	TANGRI Deepak	9	5	55.6%
26	PANDITA Ishan	8	1	12.5%

Offering to Receive



328

Total Offers Made

131

Total Offers Received

Most Offers

54

MASHARIPOV Jaloliddin

LEFT WINGER

167

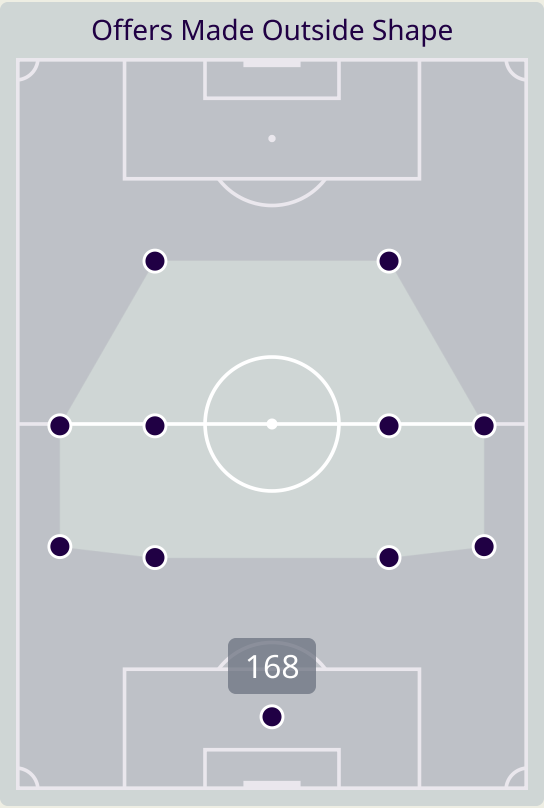
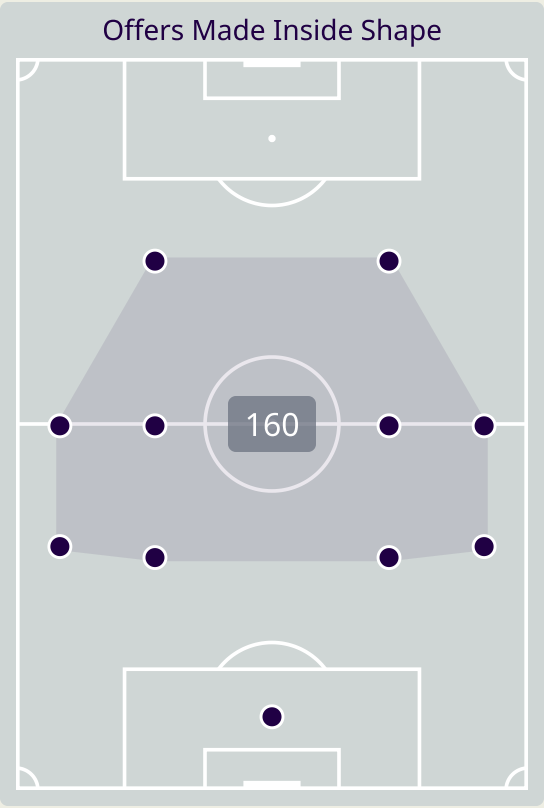
Offers Made in Final Third

135

Offers Made in Middle Third

26

Offers Made in Defensive Third



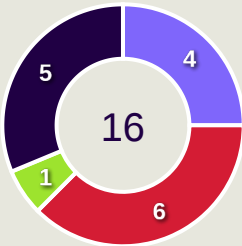
#	Player	Offers Made	Offers Received	% Made & Received
1	YUSUPOV Utkir	9	8	88.9%
4	SAYFIEV Farrukh	26	13	50%
7	SHUKUROV Otabek	39	14	35.9%
9	HAMROBEKOV Odiljon	31	12	38.7%
10	MASHARIPOV Jaloliddin	54	19	35.2%
11	URUNOV Oston	37	13	35.1%
13	NASRULLAEV Sherzod	10	7	70%
15	ESHMURODOV Umar	2	1	50%
21	SERGEEV Igor	21	5	23.8%
22	FAYZULLAEV Abbosbek	42	19	45.2%
25	KHUSANOV Abdukodir	4	2	50%
8	ISKANDEROV Jamshid	5	2	40%
14	BOLTABOEV Jamshid	2	1	50%
19	TURGUNBOEV Azizbek	12	2	16.7%
20	ERKINOV Khojimat	20	5	25%
26	ABDIRAKHMATOV Zafarmurod	14	8	57.1%

Movement to Receive

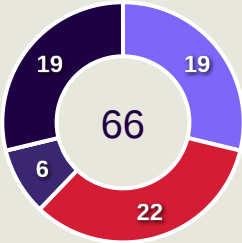


Movement Types by Phase

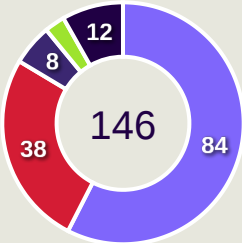
Final Third Phase



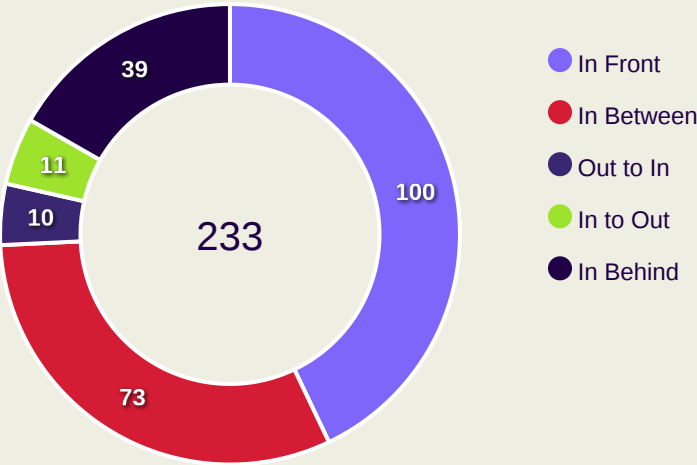
Progression Phase



Build Up Phase



All Movement Types

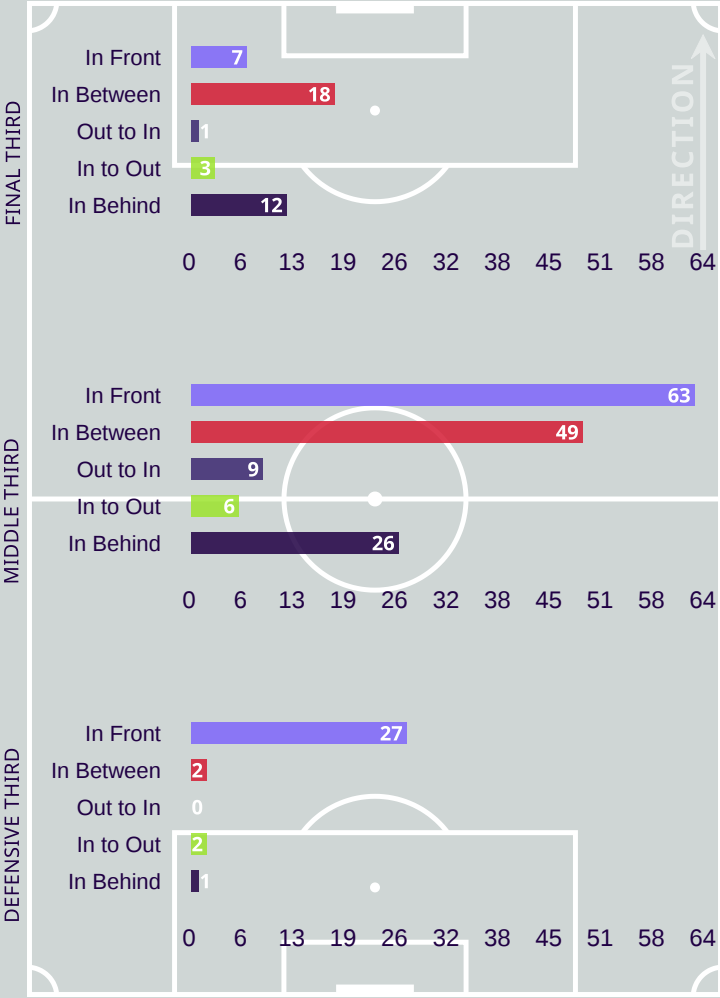


- In Front
- In Between
- Out to In
- In to Out
- In Behind

Top Ranked Players

Type	Player	Movements
In Front	19 APUIA RALTE Lalengmawia	27
In Between	7 THAPA Anirudh	24
Out to In	14 MAHESH Naorem	5
In to Out	7 THAPA Anirudh	6
In Behind	11 CHHETRI Sunil	9

Movement Types Pitch Third

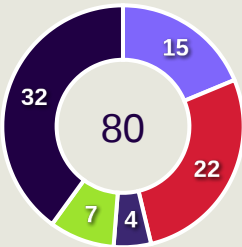


Movement to Receive

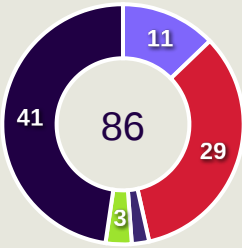


Movement Types by Phase

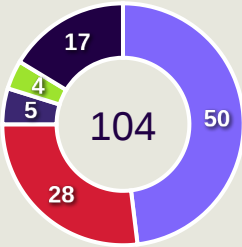
Final Third Phase



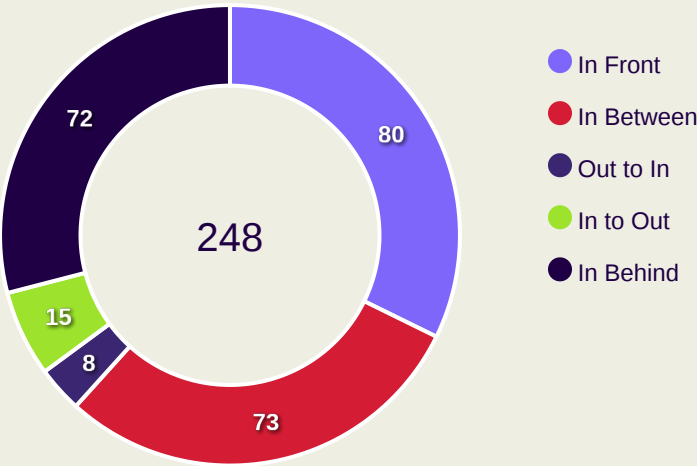
Progression Phase



Build Up Phase



All Movement Types

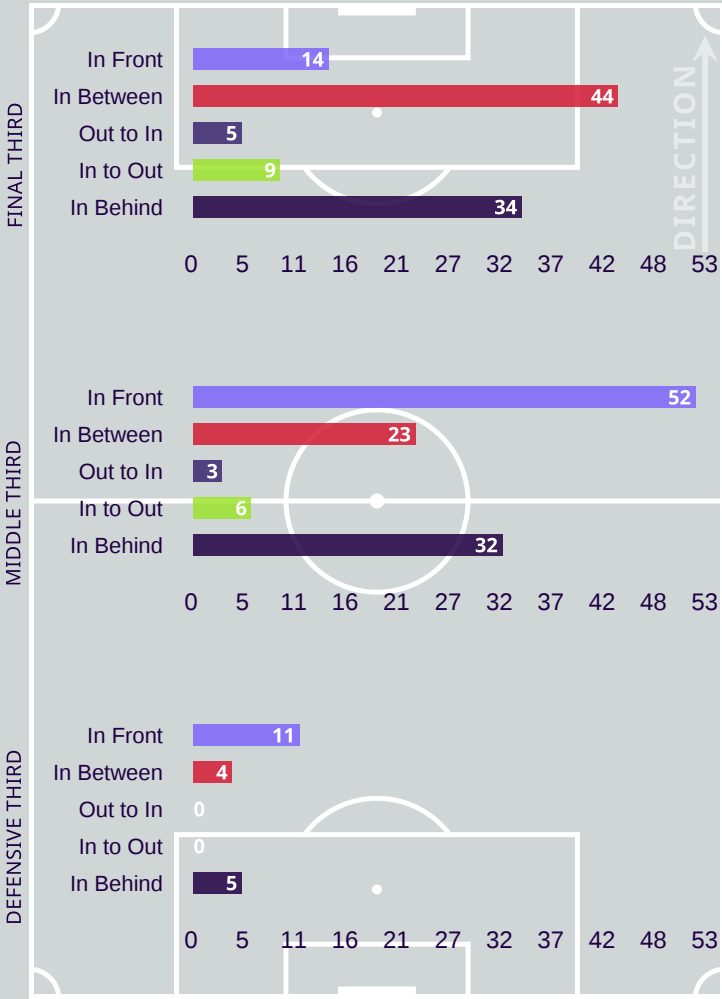


- In Front
- In Between
- Out to In
- In to Out
- In Behind

Top Ranked Players

Type	Player	Movements
In Front	9 HAMROBEKOV Odiljon	19
In Between	10 MASHARIPOV Jaloliddin	17
Out to In	10 MASHARIPOV Jaloliddin	3
In to Out	22 FAYZULLAEV Abbosbek	4
In Behind	11 URUNOV Oston	18

Movement Types Pitch Third



OUT OF POSSESSION



India v Uzbekistan

Defensive Actions

54

Forced Turnovers

43

Possession Regained

8

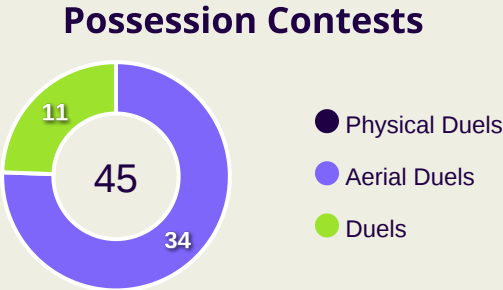
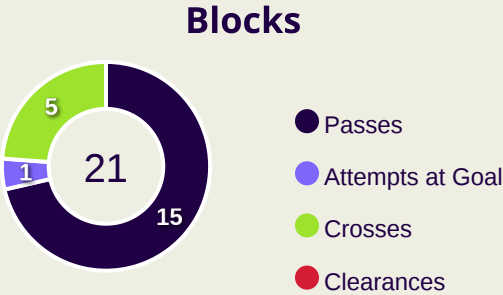
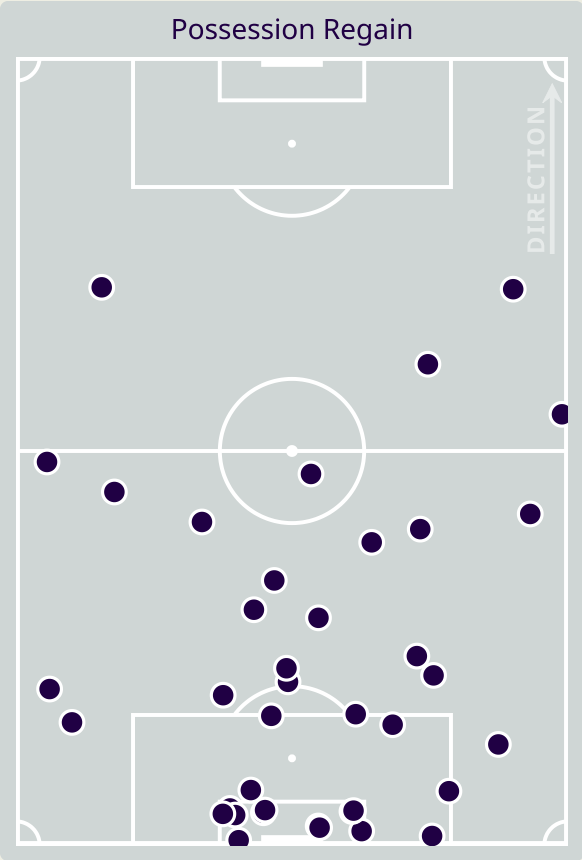
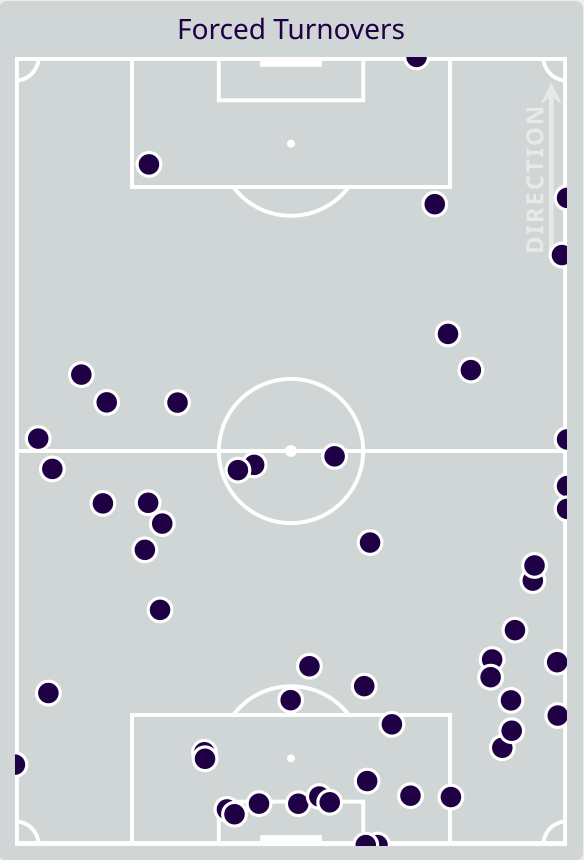
Interceptions

27

Tackles

5.18

Possession Actions / Defensive Action



Most Possession Regains

11

SINGH Gurpreet

GOALKEEPER



#	Player	Total Possession Regains
1	SINGH Gurpreet	11
2	BHEKE Rahul	7
5	JHINGAN Sandesh	4
6	MISHRA Akash	4
7	THAPA Anirudh	1
8	WANGJAM Suresh	3
9	SINGH Manvir	0
11	CHHETRI Sunil	0
14	MAHESH Naorem	3
19	APUIA RALTE Lalengmawia	5
21	POOJARY Nikhil	5
10	FERNANDES Brandon	0
15	SINGH Udanta	0
16	KP Rahul	0
25	TANGRI Deepak	0
26	PANDITA Ishan	0

Defensive Actions

62

Forced Turnovers

51

Possession Regained

6

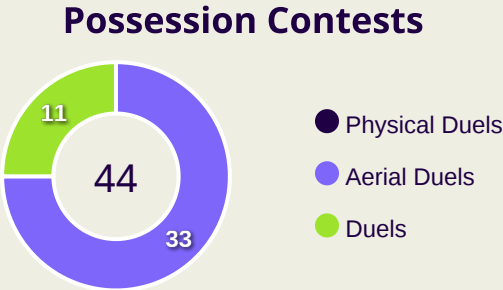
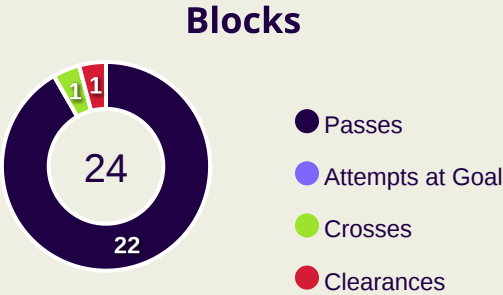
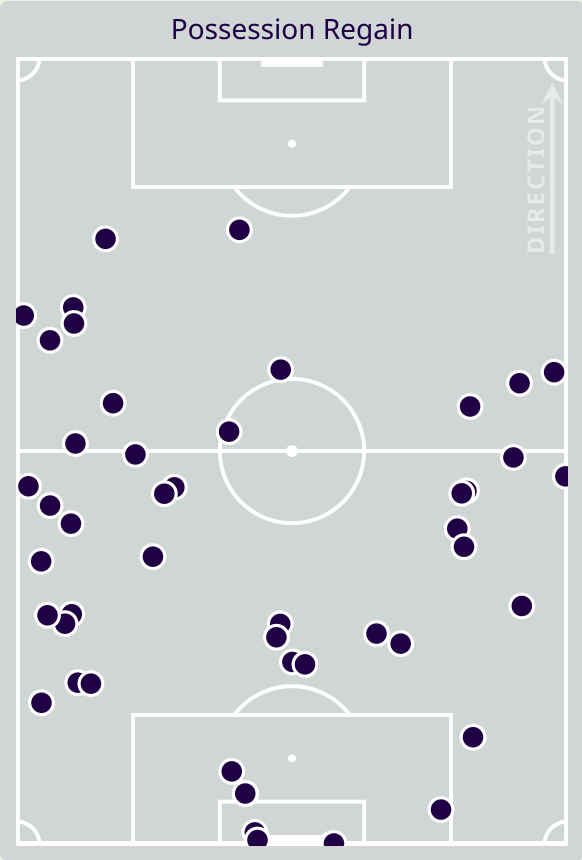
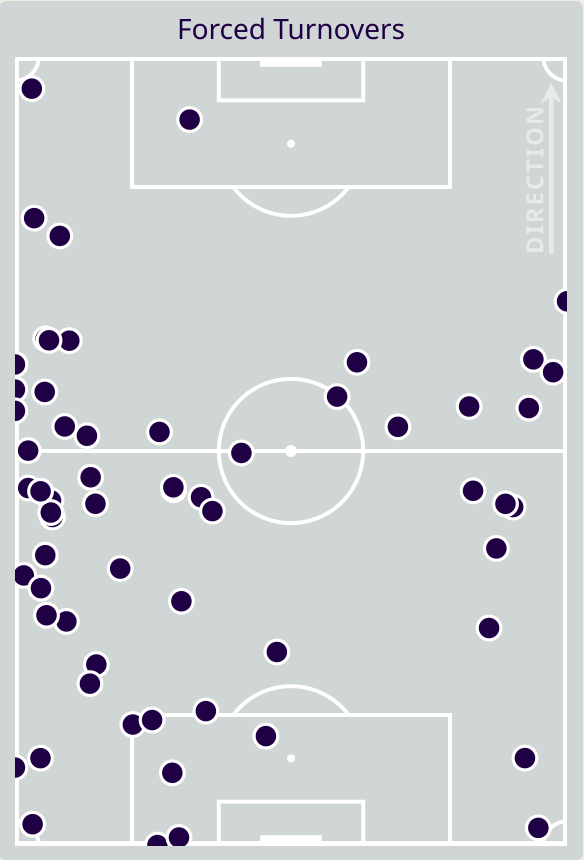
Interceptions

40

Tackles

4.63

Possession Actions / Defensive Action



Most Possession Regains

9

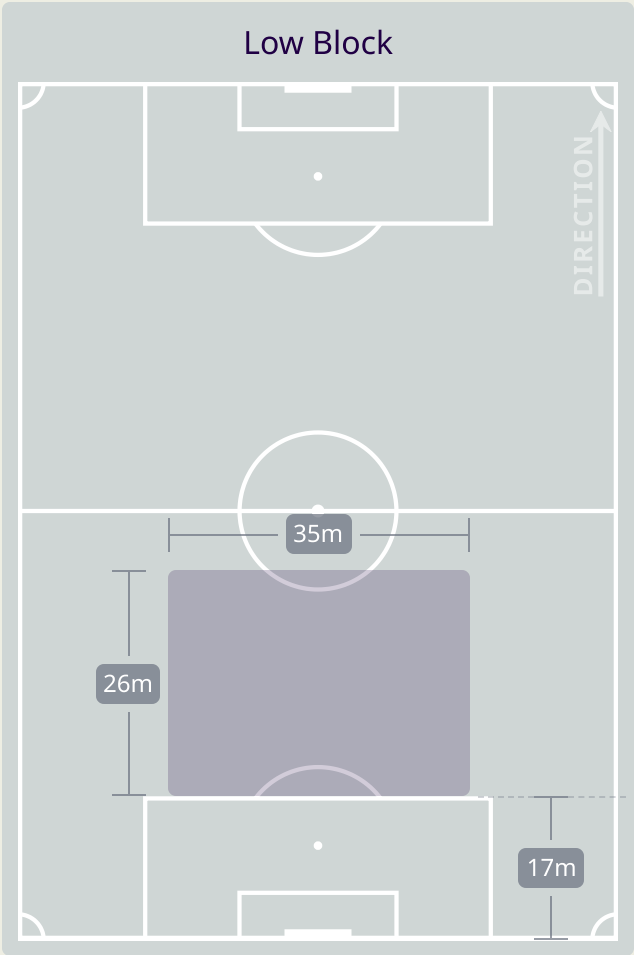
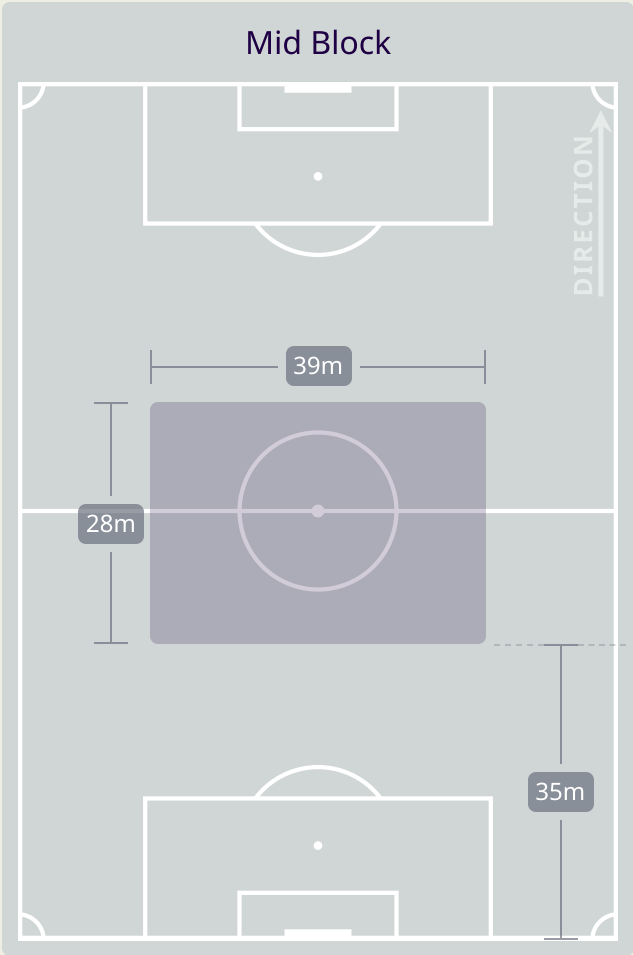
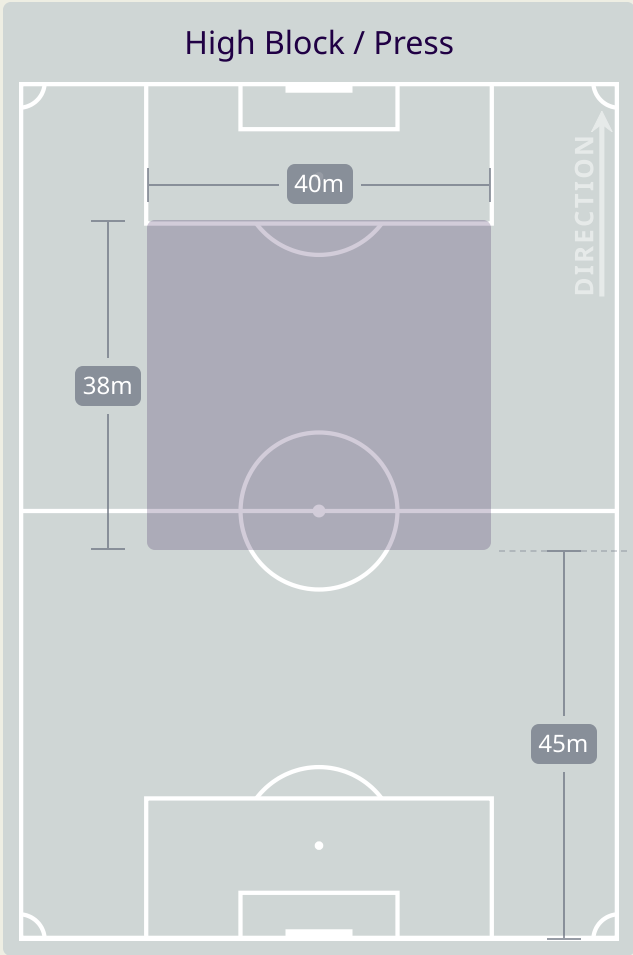
SAYFIEV Farrukh

RIGHT BACK

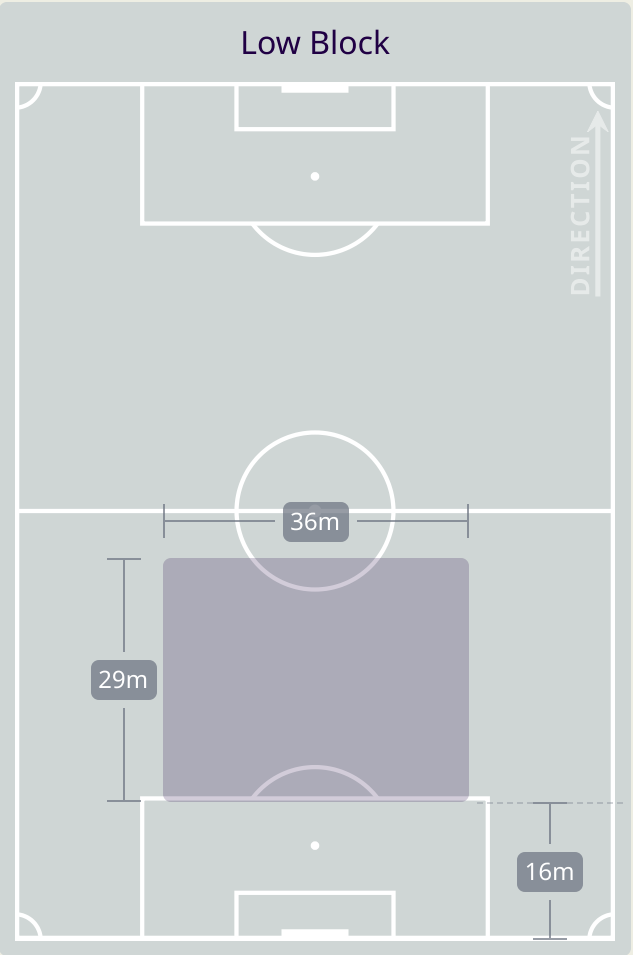
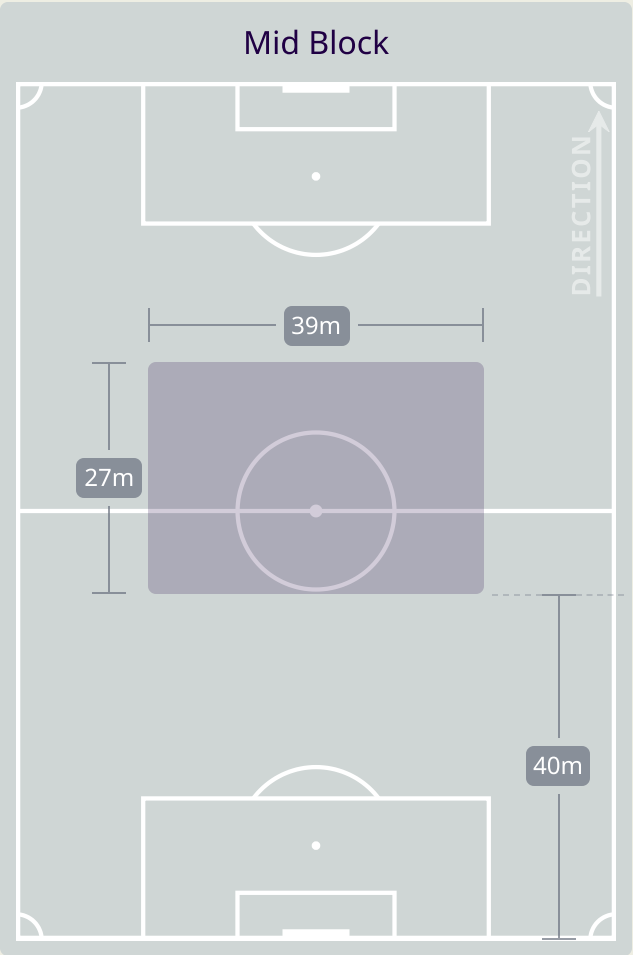
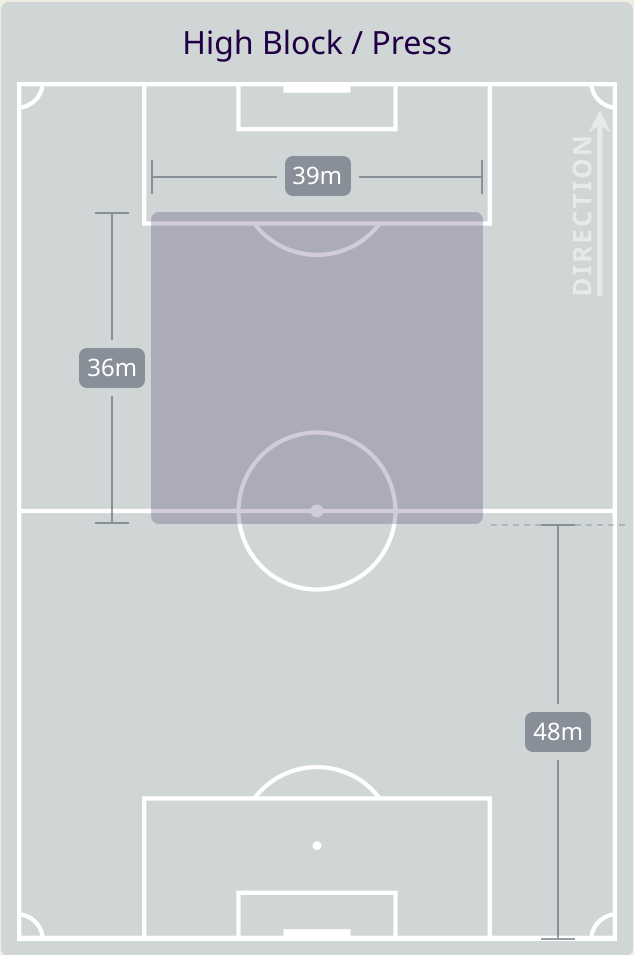
Uzbekistan

#	Player	Total Possession Regains
1	YUSUPOV Utkir	5
4	SAYFIEV Farrukh	9
7	SHUKUROV Otabek	2
9	HAMROBEKOV Odiljon	4
10	MASHARIPOV Jaloliddin	4
11	URUNOV Oston	0
13	NASRULLAEV Sherzod	5
15	ESHMURODOV Umar	6
21	SERGEEV Igor	3
22	FAYZULLAEV Abbosbek	4
25	KHUSANOV Abdukodir	2
8	ISKANDEROV Jamshid	0
14	BOLTABOEV Jamshid	0
19	TURGUNBOEV Azizbek	0
20	ERKINOV Khojimat	2
26	ABDIRAKHMATOV Zafarmurod	5

Defensive Line Height & Team Length



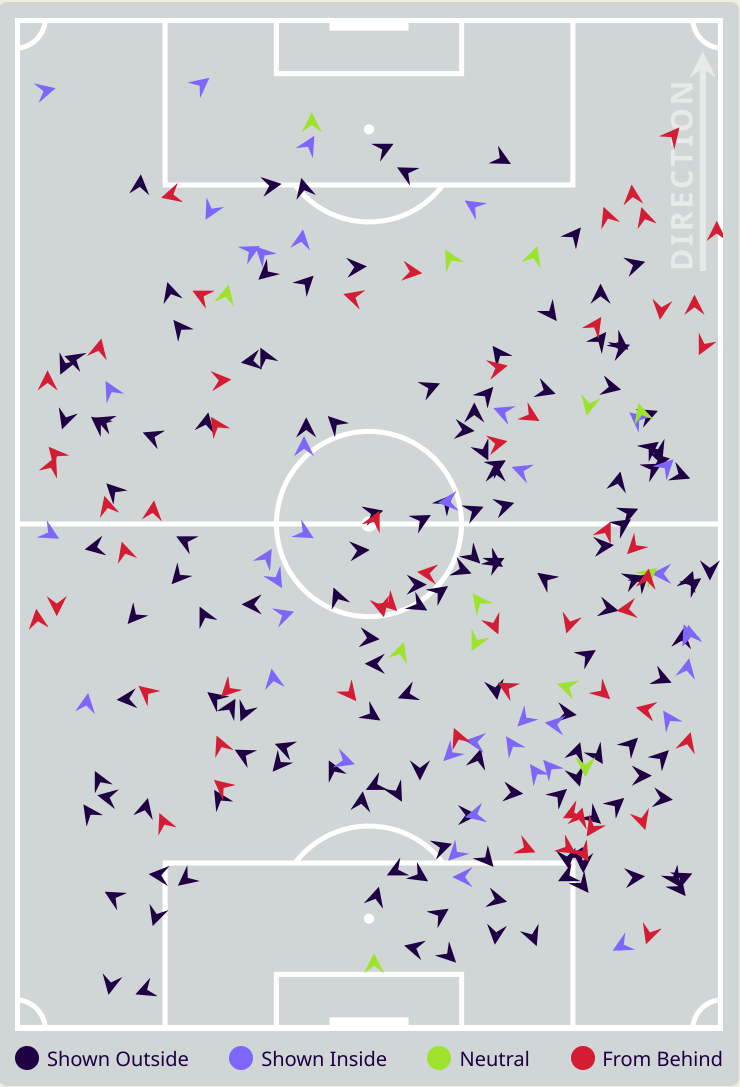
Defensive Line Height & Team Length



Defensive Pressure



India



250	Total Pressures	205
41	Direct Pressures	54
1.53s	Avg Pressure Duration	1.76s
54	Forced Turnovers	62
12.2s	Ball Recovery Time	9.12s
93	Pushing on into Pressing	80
206	Pushing on	194
39	Pressing Direction Inside	33
142	Pressing Direction Outside	109

Most Direct Pressures

8

MAHESH Naorem

ATTACKING MIDFIELD LEFT

Most Direct Pressures

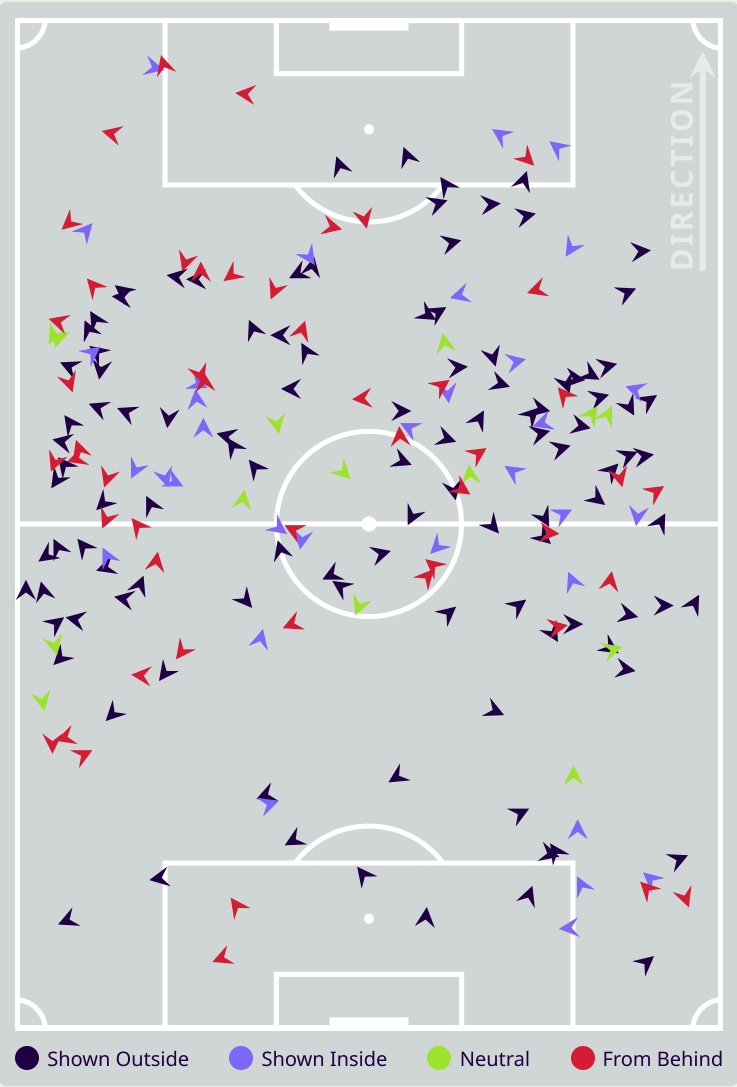
10

SERGEEV Igor

CENTRE FORWARD

Uzbekistan





GOALKEEPING

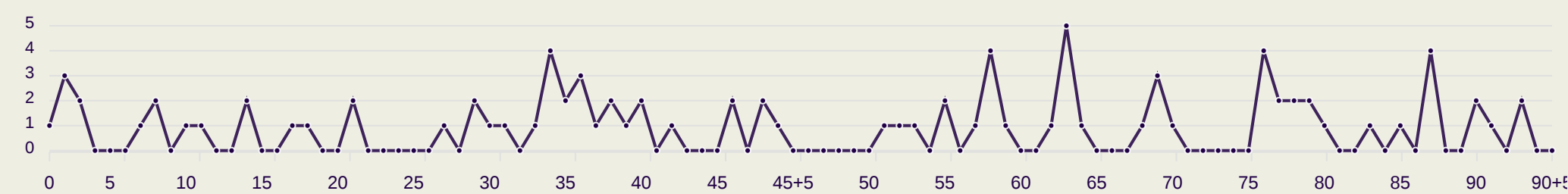


India v Uzbekistan

Goalkeeping Involvement



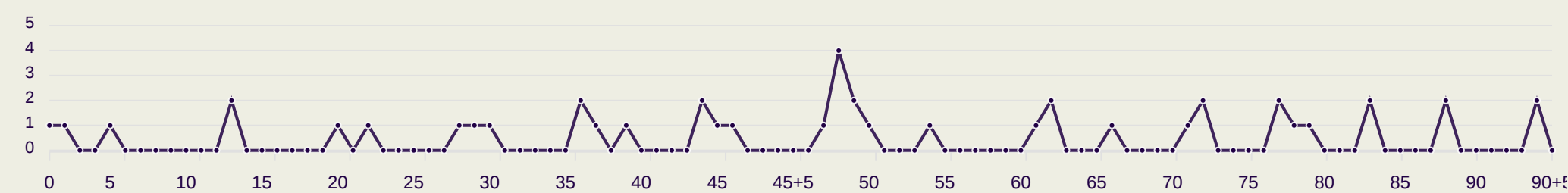
India GK Involvement Timeline



89
Total Involvements



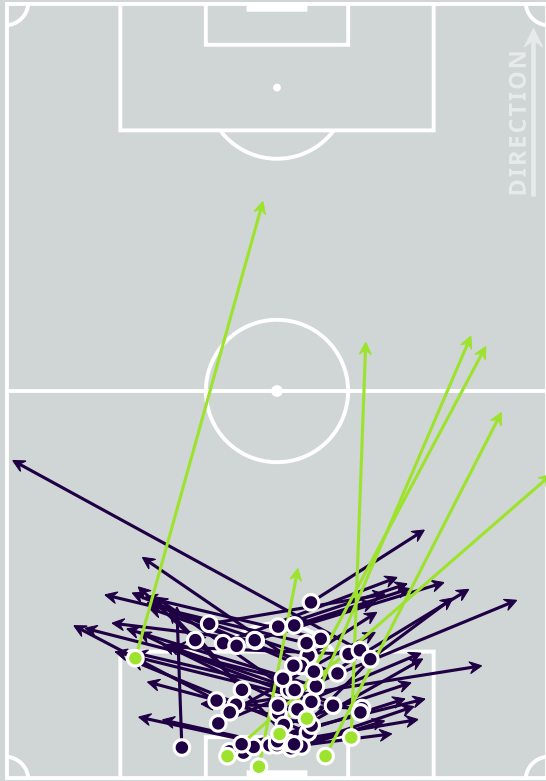
Uzbekistan GK Involvement Timeline



46
Total Involvements

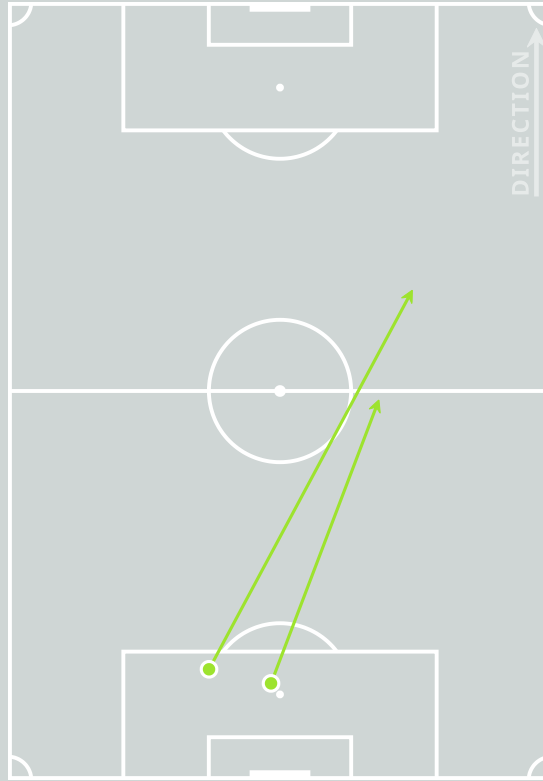
Goalkeeping Distribution

Kick from Feet



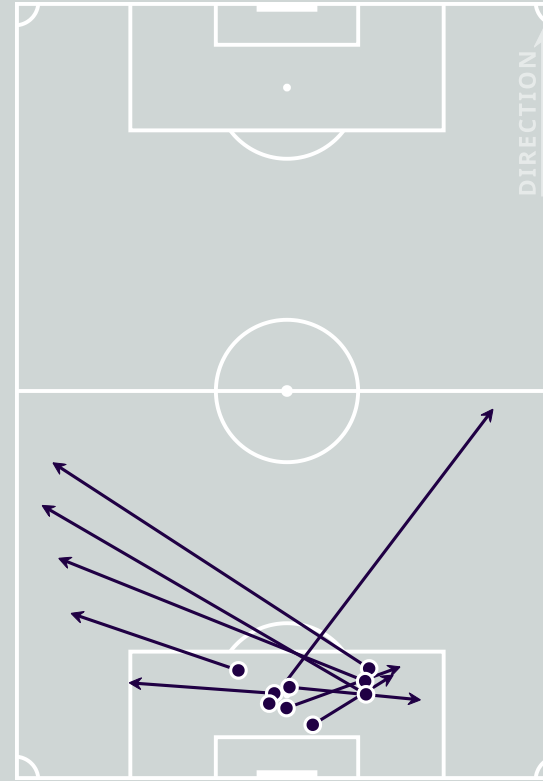
● Complete ● Incomplete

Kick from Hands



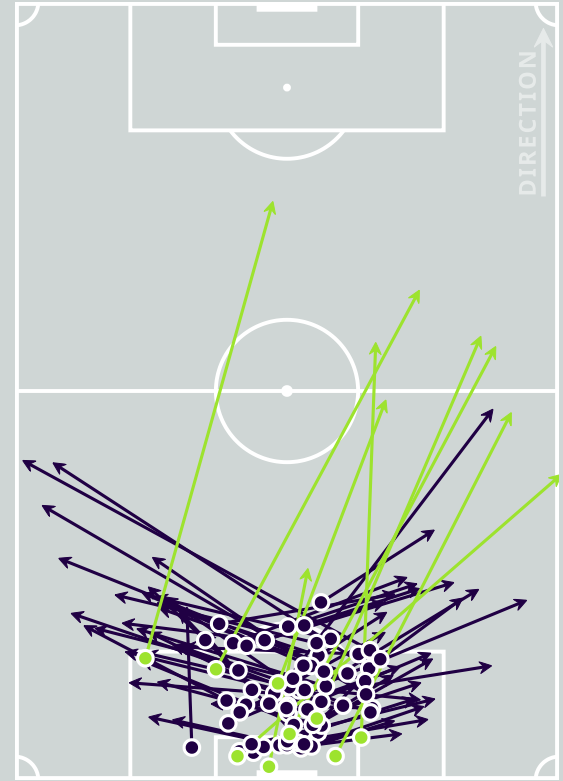
● Complete ● Incomplete

Throw Distribution



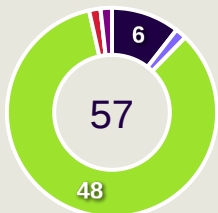
● Complete ● Incomplete

Total Distributions

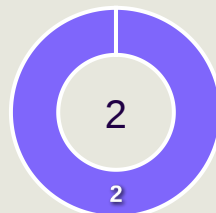


● Complete ● Incomplete

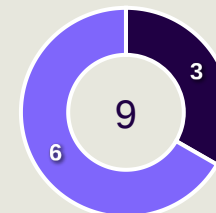
- Play Onto
- Play Into
- Play Around
- Play Through
- Play Beyond
- Other



- Side Kick
- From Hands
- Drop Kick



- Over Arm
- Under Arm
- Side Arm
- Chest



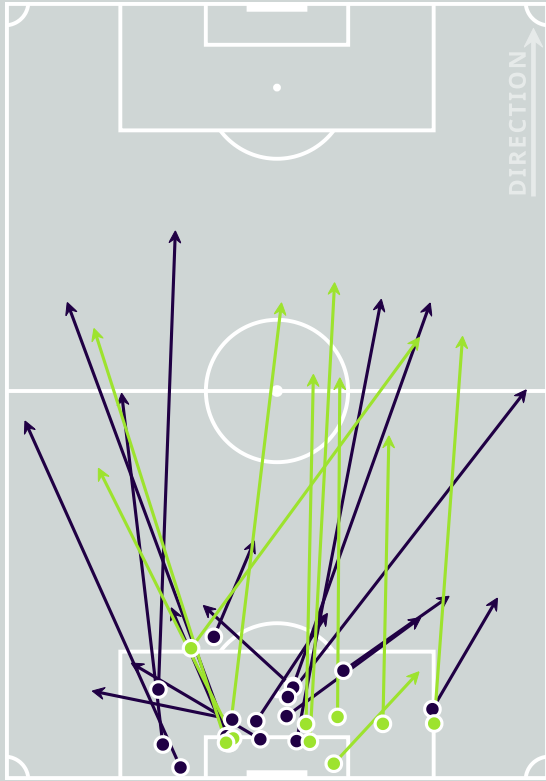
Goalkeeper Line Breaks

Goalkeeping Distribution

Uzbekistan

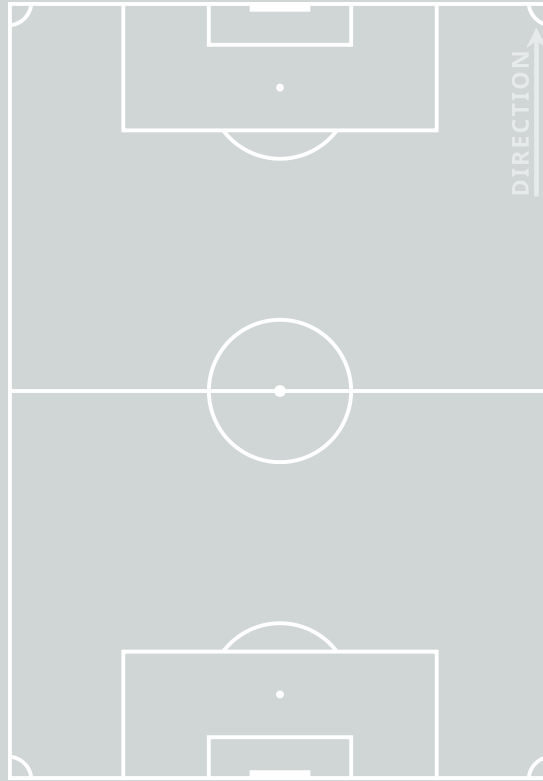


Kick from Feet



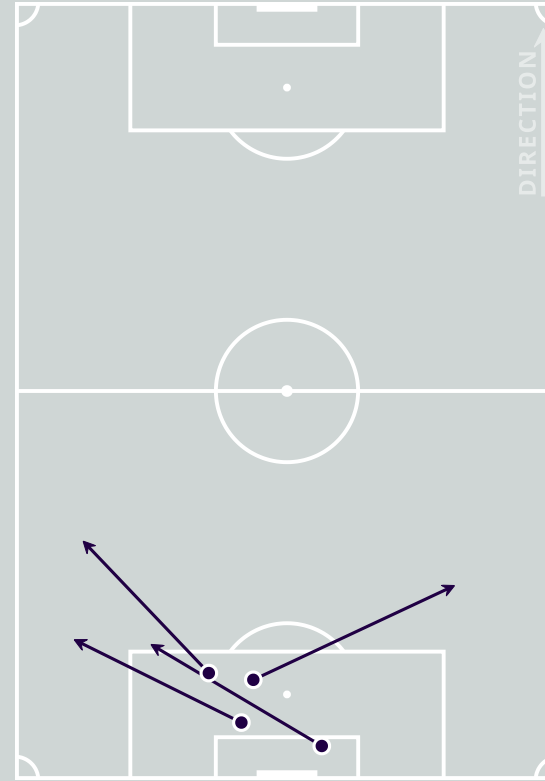
● Complete ● Incomplete

Kick from Hands



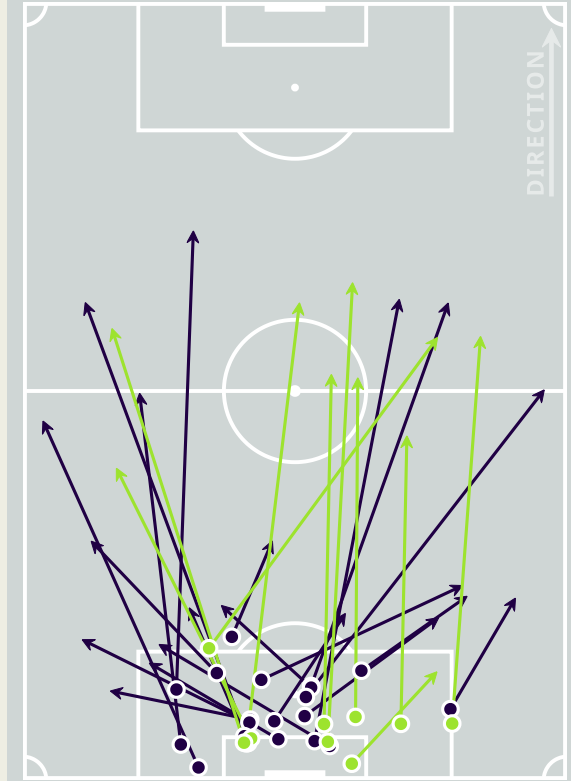
● Complete ● Incomplete

Throw Distribution



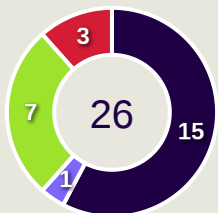
● Complete ● Incomplete

Total Distributions



● Complete ● Incomplete

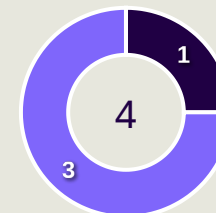
- Play Onto
- Play Into
- Play Around
- Play Through
- Play Beyond
- Other



- Side Kick
- From Hands
- Drop Kick

0

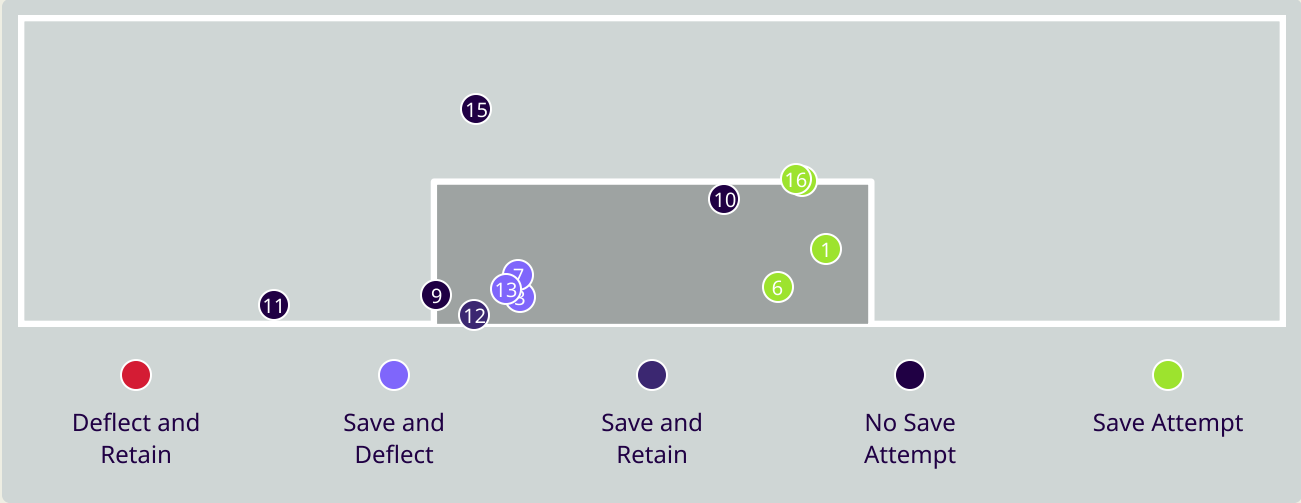
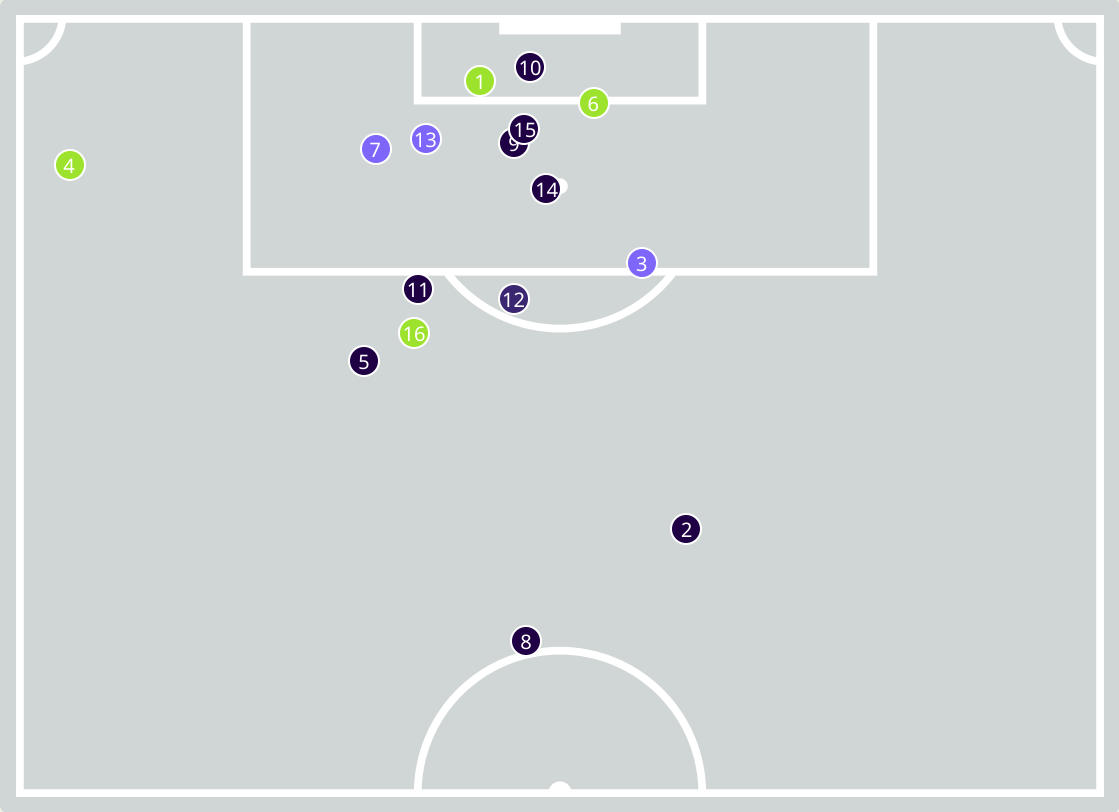
- Over Arm
- Under Arm
- Side Arm
- Chest



20

Goalkeeper Line Breaks

Goal Prevention



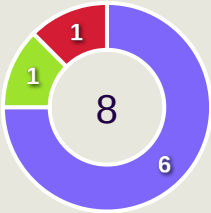
- Deflect and Retain
- Save and Deflect
- Save and Retain
- No Save Attempt
- Save Attempt

Intervention Type



- Deflect & Retain
- Save & Deflect
- Save & Retain
- No Save Attempt
- Save Attempt

Intervention Body Type



- Head
- Hands
- Upper Body
- Lower Body
- Feet

16

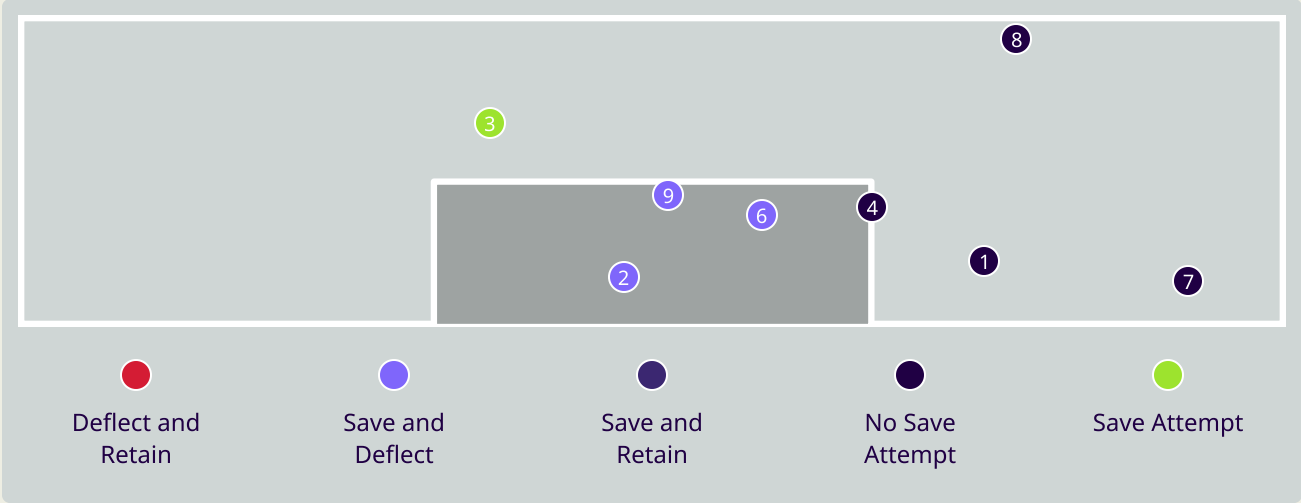
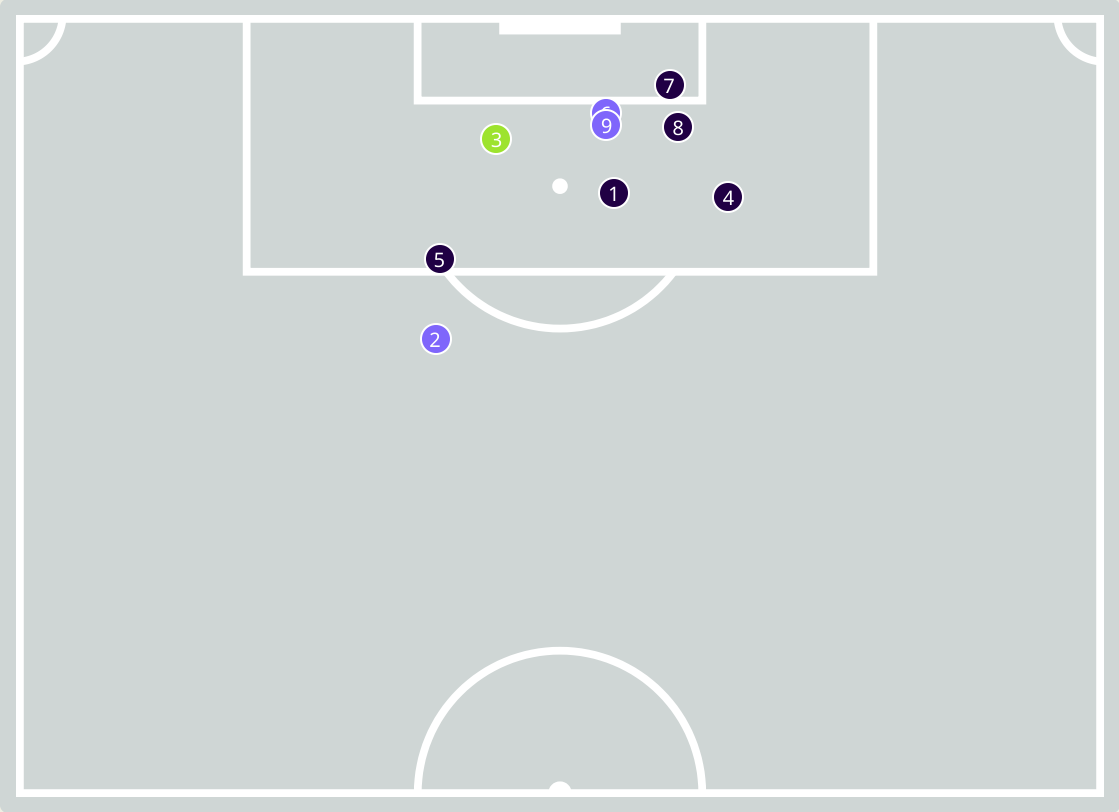
Total Attempts on Goal Faced

57

Save %

Total Attempts on Goal Faced	Total Goal Interventions	Save & Retain	Deflect & Retain	Save & Deflect	Save Attempt	No Save Attempt
16	4	1	0	3	4	8

Goal Prevention

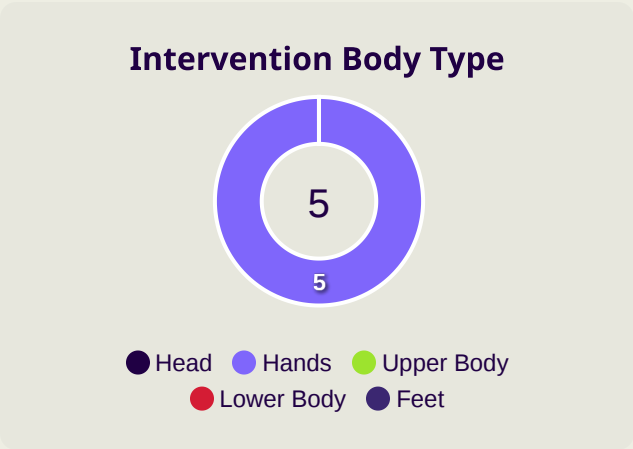
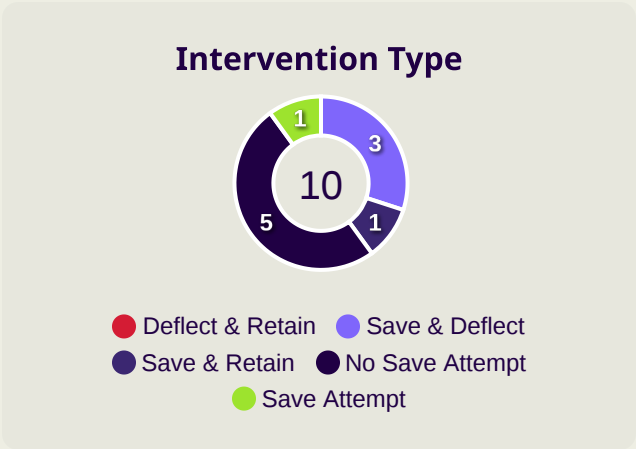


10

Total Attempts on Goal Faced

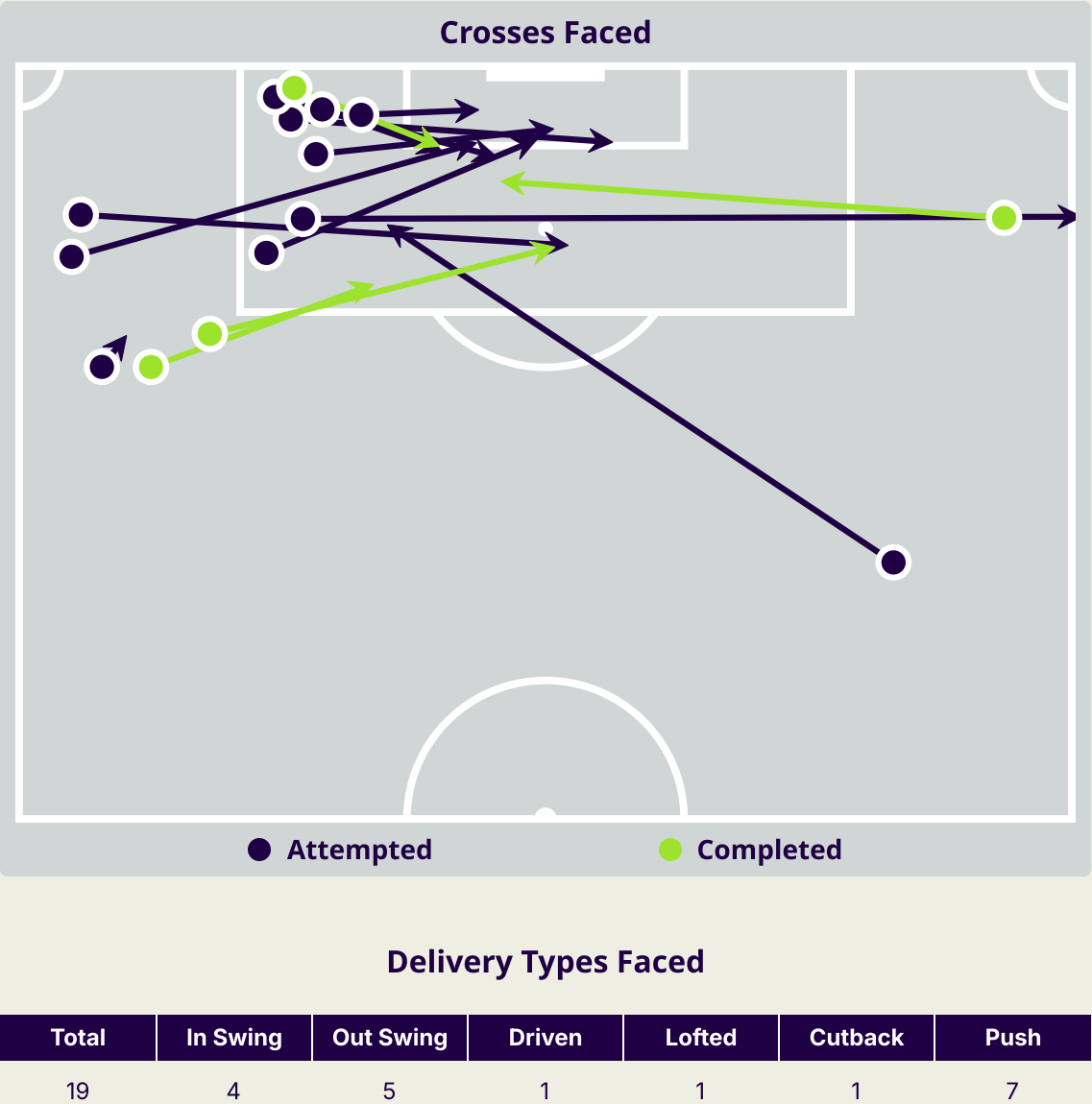
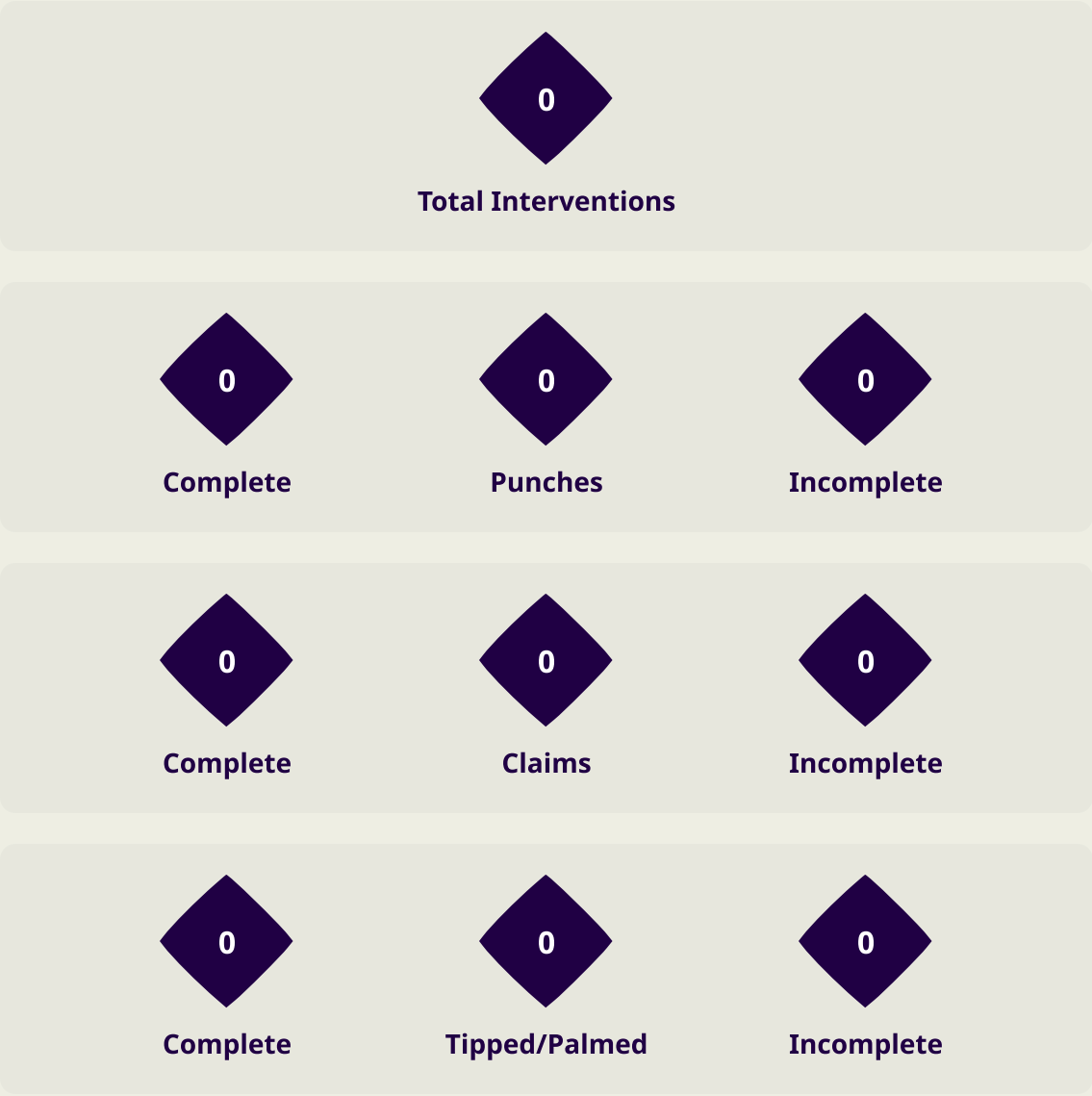
100

Save %

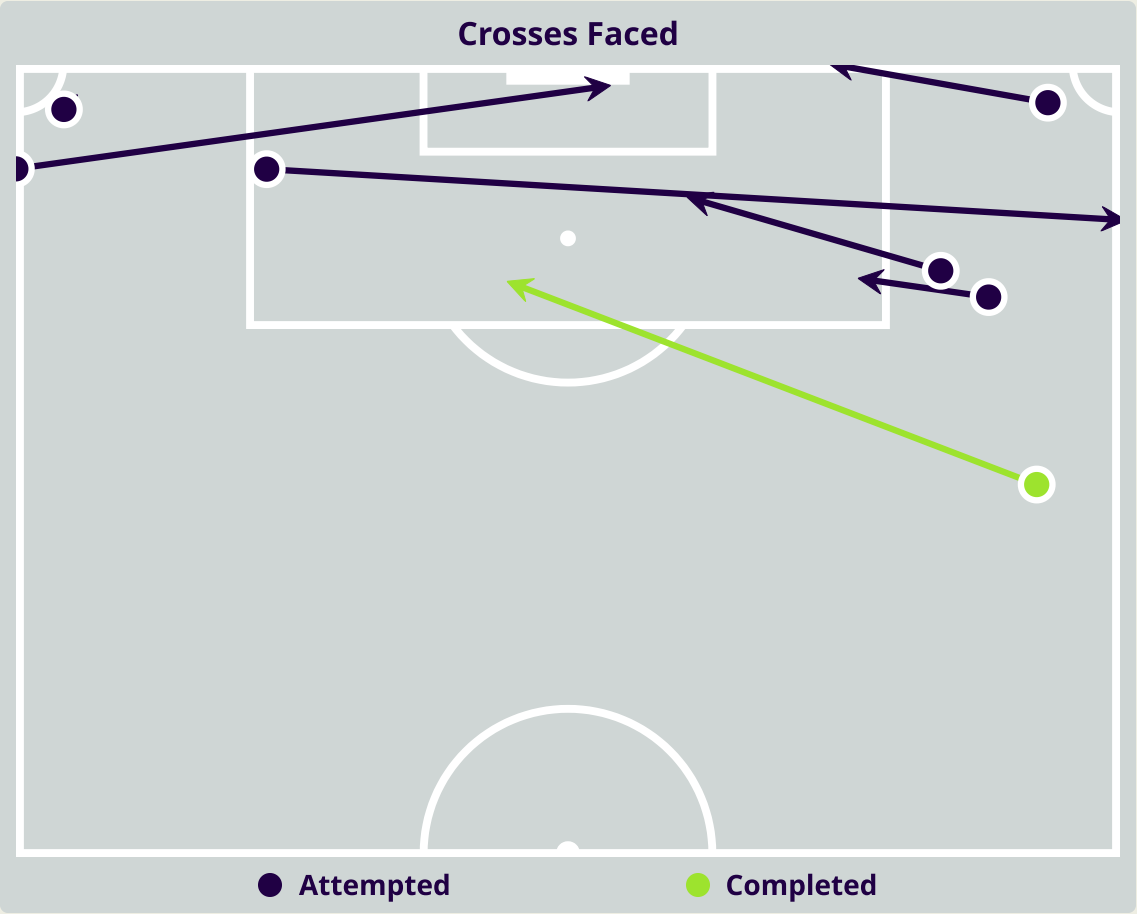



Total Attempts on Goal Faced	Total Goal Interventions	Save & Retain	Deflect & Retain	Save & Deflect	Save Attempt	No Save Attempt
10	4	1	0	3	1	5

Aerial Control



Aerial Control



Delivery Types Faced						
Total	In Swing	Out Swing	Driven	Lofted	Cutback	Push
14	2	7	2	2	0	1

SET PLAYS



India v Uzbekistan

Set Plays



Free Kicks	
Type	Total
Direct	18
Direct (on target)	0
Direct (off target)	0
Indirect	1

Corners			
Delivery Type	From Left Side	From Right Side	Total
Direct to Area	1	3	4
Short	0	0	0
Edge of Penalty Area	0	0	0

Corners	
Delivery Style	Total
Inswing	1
Outswing	3
Driven	0

Set Plays



Free Kicks	
Type	Total
Direct	8
Direct (on target)	0
Direct (off target)	1
Indirect	2

Corners			
Delivery Type	From Left Side	From Right Side	Total
Direct to Area	1	0	1
Short	0	0	0

Edge of Penalty Area	0	0	0
----------------------	---	---	---

Corners	
Delivery Style	Total
Inswing	1
Outswing	0
Driven	0

INDIVIDUAL DATA IN POSSESSION



India v Uzbekistan

In Possession - Distributions



#	Player	Passes Attempted	Passes Completed	Pass Completion %	Switches of Play	Crosses Attempted	Crosses Completed	Line Breaks Attempted	Line Breaks Completed	Line Break Completion %	Ball Progressions	Take Ons	Step Ins	Attempts at Goal	Goals
1	SINGH Gurpreet	68	59	87%	4	0	0	14	6	42%	0	0	0	0	0
2	BHEKE Rahul	82	75	91%	1	0	0	15	12	80%	5	0	5	1	0
5	JHINGAN Sandesh	87	80	92%	0	0	0	18	15	83%	0	0	0	0	0
6	MISHRA Akash	39	35	90%	0	1	0	9	6	66%	3	0	3	1	0
7	THAPA Anirudh	31	26	84%	0	4	2	8	5	62%	0	0	0	0	0
8	WANGJAM Suresh	48	44	92%	0	1	0	6	6	100%	0	0	0	0	0
9	SINGH Manvir	9	6	67%	0	0	0	0	0	0%	0	0	0	0	0
11	CHHETRI Sunil	15	9	60%	0	1	1	5	3	60%	0	0	0	4	0
14	MAHESH Naorem	25	18	72%	0	0	0	4	1	25%	0	0	0	1	0
19	APUIA RALTE Lalengmawia	67	60	90%	0	0	0	11	7	63%	0	0	0	1	0
21	POOJARY Nikhil	59	43	73%	0	4	1	17	12	70%	0	0	0	0	0
10	FERNANDES Brandon	11	8	73%	1	3	1	7	3	42%	0	0	0	0	0
15	SINGH Udanta	3	3	100%	0	0	0	0	0	0%	0	0	0	0	0
16	KP Rahul	9	4	44%	0	0	0	4	2	50%	1	0	1	1	0
25	TANGRI Deepak	5	5	100%	0	0	0	1	1	100%	0	0	0	0	0
26	PANDITA Ishan	0	0	0%	0	0	0	0	0	0%	0	0	0	0	0

In Possession - Offers & Receptions



			Offer movement types						
#	Player	Total Offers	In Front	In Between	Out to In	In to Out	In Behind	No Movement	Offers Received
1	SINGH Gurpreet	14	0	0	0	0	0	14	9
2	BHEKE Rahul	22	7	0	0	0	0	15	14
5	JHINGAN Sandesh	39	13	0	0	0	0	26	19
6	MISHRA Akash	13	2	0	0	0	5	6	4
7	THAPA Anirudh	47	6	24	2	6	4	5	19
8	WANGJAM Suresh	36	21	10	0	0	1	4	26
9	SINGH Manvir	9	0	1	0	2	4	2	4
11	CHHETRI Sunil	20	0	9	1	1	9	0	6
14	MAHESH Naorem	25	5	11	5	0	3	1	6
19	APUIA RALTE Lalengmawia	41	27	10	0	1	0	3	24
21	POOJARY Nikhil	1	0	0	0	0	1	0	1
10	FERNANDES Brandon	10	5	1	0	0	2	2	5
15	SINGH Udanta	1	0	1	0	0	0	0	0
16	KP Rahul	20	6	1	1	1	8	3	6
25	TANGRI Deepak	9	7	0	1	0	0	1	5
26	PANDITA Ishan	8	1	5	0	0	2	0	1

In Possession - Distributions



#	Player	Passes Attempted	Passes Completed	Pass Completion %	Switches of Play	Crosses Attempted	Crosses Completed	Line Breaks Attempted	Line Breaks Completed	Line Break Completion %	Ball Progressions	Take Ons	Step Ins	Attempts at Goal	Goals
1	YUSUPOV Utkir	30	20	67%	0	0	0	20	10	50%	0	0	0	0	0
4	SAYFIEV Farrukh	55	50	91%	0	6	2	14	13	92%	0	0	0	1	0
7	SHUKUROV Otabek	52	46	88%	0	2	1	14	11	78%	0	0	0	0	0
9	HAMROBEKOV Odiljon	36	27	75%	1	0	0	12	9	75%	0	0	0	0	0
10	MASHARIPOV Jaloliddin	45	34	76%	1	2	0	18	16	88%	1	0	1	2	0
11	URUNOV Oston	20	18	90%	1	0	0	4	4	100%	3	2	1	0	0
13	NASRULLAEV Sherzod	36	28	78%	0	1	1	15	10	66%	0	0	0	2	1
15	ESHMURODOV Umar	62	59	95%	1	0	0	22	20	90%	1	0	1	0	0
21	SERGEEV Igor	17	10	59%	0	0	0	4	1	25%	0	0	0	3	1
22	FAYZULLAEV Abbosbek	35	27	77%	1	5	0	13	10	76%	1	1	0	4	1
25	KHUSANOV Abdukodir	44	43	98%	2	0	0	7	7	100%	0	0	0	1	0
8	ISKANDEROV Jamshid	6	6	100%	0	1	0	2	1	50%	0	0	0	1	0
14	BOLTABOEV Jamshid	9	9	100%	0	0	0	1	1	100%	0	0	0	1	0
19	TURGUNBOEV Azizbek	8	8	100%	0	0	0	0	0	0%	0	0	0	1	0
20	ERKINOV Khojimat	5	4	80%	0	1	1	0	0	0%	0	0	0	0	0
26	ABDIRAKHMATOV Zafarmurod	32	26	81%	1	1	0	14	9	64%	0	0	0	0	0

In Possession - Offers & Receptions



			Offer movement types						
#	Player	Total Offers	In Front	In Between	Out to In	In to Out	In Behind	No Movement	Offers Received
1	YUSUPOV Utkir	9	0	0	0	0	0	9	8
4	SAYFIEV Farrukh	26	3	2	0	0	9	12	13
7	SHUKUROV Otabek	39	17	9	1	3	3	6	14
9	HAMROBEKOV Odiljon	31	19	7	0	1	2	2	12
10	MASHARIPOV Jaloliddin	54	9	17	3	3	11	11	19
11	URUNOV Oston	37	2	6	2	0	18	9	13
13	NASRULLAEV Sherzod	10	6	0	0	0	0	4	7
15	ESHMURODOV Umar	2	0	0	0	0	0	2	1
21	SERGEEV Igor	21	1	10	1	2	5	2	5
22	FAYZULLAEV Abbosbek	42	10	14	0	4	8	6	19
25	KHUSANOV Abdukodir	4	1	0	0	0	0	3	2
8	ISKANDEROV Jamshid	5	2	3	0	0	0	0	2
14	BOLTABOEV Jamshid	2	1	1	0	0	0	0	1
19	TURGUNBOEV Azizbek	12	4	2	1	1	2	2	2
20	ERKINOV Khojimat	20	0	2	0	0	11	7	5
26	ABDIRAKHMATOV Zafarmurod	14	5	0	0	1	3	5	8

INDIVIDUAL DATA OUT OF POSSESSION



India v Uzbekistan

Out of Possession



#	Player	Tackles Made / Won	Blocks	Interceptions	Pressing Direct	Pressing Indirect	Duels Won - Aerial	Duels Won - Physical	Possession Contests won	Clearances	Loose Ball Receptions	Pushing On	Pushing On into Pressing	Possession Regains	Possession Interrupted
1	SINGH Gurpreet	0 / 0	0	0	0	0	0	0	0	0	4	0	0	11	0
2	BHEKE Rahul	3 / 0	2	1	1	1	3	0	4	8	7	2	0	7	6
5	JHINGAN Sandesh	1 / 0	2	0	1	12	3	0	5	5	5	13	4	4	4
6	MISHRA Akash	2 / 0	1	2	2	9	2	0	2	6	2	5	2	4	8
7	THAPA Anirudh	1 / 0	1	0	5	26	0	0	0	1	2	20	8	1	1
8	WANGJAM Suresh	2 / 0	0	2	4	15	0	0	1	1	3	13	2	3	2
9	SINGH Manvir	1 / 0	1	0	2	20	1	0	1	0	1	9	7	0	2
11	CHHETRI Sunil	0 / 0	1	0	1	19	2	0	2	2	2	19	9	0	2
14	MAHESH Naorem	4 / 0	1	1	8	13	1	0	1	1	4	22	16	3	1
19	APUIA RALTE Lalengmawia	4 / 0	4	1	7	39	0	0	0	1	5	45	17	5	3
21	POOJARY Nikhil	6 / 0	6	1	6	6	1	0	1	7	4	14	6	5	7
10	FERNANDES Brandon	2 / 0	0	0	2	17	0	0	0	0	2	13	6	0	0
15	SINGH Udanta	0 / 0	0	0	0	2	0	0	0	0	0	2	2	0	0
16	KP Rahul	0 / 0	3	0	0	14	0	0	0	0	2	11	5	0	2
25	TANGRI Deepak	1 / 0	0	0	2	5	0	0	0	0	0	4	1	0	0
26	PANDITA Ishan	0 / 0	0	0	0	11	0	0	0	1	1	14	8	0	1

Out of Possession



#	Player	Tackles Made / Won	Blocks	Interceptions	Pressing Direct	Pressing Indirect	Duels Won - Aerial	Duels Won - Physical	Possession Contests won	Clearances	Loose Ball Receptions	Pushing On	Pushing On into Pressing	Possession Regains	Possession Interrupted
1	YUSUPOV Utkir	0 / 0	0	0	0	0	0	0	0	1	0	0	0	5	0
4	SAYFIEV Farrukh	3 / 0	2	1	5	5	3	0	3	3	5	23	3	9	1
7	SHUKUROV Otabek	1 / 0	0	0	3	24	1	0	1	1	6	25	10	2	0
9	HAMROBEKOV Odiljon	5 / 0	4	1	7	21	1	0	3	5	4	31	14	4	3
10	MASHARIPOV Jaloliddin	5 / 1	4	1	6	20	0	0	0	1	10	17	10	4	3
11	URUNOV Oston	0 / 0	0	0	3	13	1	0	2	0	2	11	7	0	0
13	NASRULLAEV Sherzod	1 / 0	1	2	3	1	2	0	2	3	6	10	1	5	1
15	ESHMURODOV Umar	1 / 1	2	0	1	5	3	0	4	8	9	6	3	6	3
21	SERGEEV Igor	6 / 1	0	0	10	27	3	0	4	1	7	20	12	3	1
22	FAYZULLAEV Abbosbek	10 / 0	4	0	9	10	1	0	1	1	10	8	4	4	2
25	KHUSANOV Abdukodir	2 / 0	4	1	2	2	1	0	2	2	9	9	0	2	2
8	ISKANDEROV Jamshid	0 / 0	0	0	0	7	0	0	0	0	0	5	3	0	0
14	BOLTABOEV Jamshid	0 / 0	0	0	1	3	1	0	1	0	1	2	2	0	0
19	TURGUNBOEV Azizbek	0 / 0	0	0	0	8	1	0	1	1	1	8	6	0	0
20	ERKINOV Khojimat	3 / 1	1	0	2	3	1	0	1	0	2	3	1	2	1
26	ABDIRAKHMATOV Zafarmurod	3 / 0	3	0	2	2	1	0	1	1	4	16	4	5	1

INDIVIDUAL DATA PHYSICAL



India v Uzbekistan

#	Player	Total Distance (m)	Zone 1: 0-7 km/h (m)	Zone 2: 7-15 km/h (m)	Zone 3: 15-20 km/h (m)	Zone 4: 20-25 km/h (m)	Zone 5: 25+ km/h (m)	High Speed Runs (Zone 4)	Sprints (Zone 5)	Top Speed (km/h)
1	SINGH Gurpreet	5784.5	4025.9	1530.0	190.2	31.2	7.1	5.0	1.0	26.3
2	BHEKE Rahul	10616.8	4022.7	5017.2	1047.7	372.2	157.0	50.0	13.0	31.4
5	JHINGAN Sandesh	10276.2	4285.7	4039.0	1390.9	413.5	147.2	63.0	11.0	30.5
6	MISHRA Akash	11225.4	4253.7	4004.7	1527.0	994.7	445.3	116.0	34.0	32.6
7	THAPA Anirudh	9343.7	2851.8	3956.1	1696.0	632.2	207.6	77.0	15.0	29.5
8	WANGJAM Suresh	10423.2	3723.1	4407.1	1505.6	579.6	207.8	82.0	15.0	31.1
9	SINGH Manvir	5848.5	1979.1	2610.6	797.0	311.2	150.5	47.0	11.0	32.8
11	CHHETRI Sunil	8540.2	3702.9	2530.4	1163.8	799.9	343.1	92.0	23.0	29.3
14	MAHESH Naorem	11098.6	3652.2	4483.1	2126.8	649.1	187.4	84.0	20.0	32.3
19	APUIA RALTE Lalengmawia	12331.9	3374.8	6256.7	2008.7	640.3	51.5	66.0	5.0	28.6
21	POOJARY Nikhil	11072.0	4676.9	4043.4	1409.6	618.4	323.6	85.0	26.0	33.4
10	FERNANDES Brandon	3257.2	737.1	1482.6	776.3	240.0	21.3	35.0	5.0	26.4
15	SINGH Udanta	1188.8	372.1	536.8	179.7	82.1	18.2	9.0	2.0	27.4
16	KP Rahul	5726.9	2297.2	2170.5	850.4	307.6	101.3	38.0	9.0	30.2
25	TANGRI Deepak	1782.5	389.3	896.0	367.3	126.4	3.5	16.0	1.0	25.1
26	PANDITA Ishan	2851.4	1055.0	1049.2	308.3	237.0	201.9	28.0	10.0	32.0

Physical Data



#	Player	Total Distance (m)	Zone 1: 0-7 km/h (m)	Zone 2: 7-15 km/h (m)	Zone 3: 15-20 km/h (m)	Zone 4: 20-25 km/h (m)	Zone 5: 25+ km/h (m)	High Speed Runs (Zone 4)	Sprints (Zone 5)	Top Speed (km/h)
1	YUSUPOV Utkir	5058.6	4311.2	622.0	116.9	8.6	0	2.0	0	20.9
4	SAYFIEV Farrukh	11351.0	4370.0	4502.1	1380.3	696.4	402.4	93.0	30.0	31.9
7	SHUKUROV Otabek	12392.3	3976.9	6119.7	1741.3	476.6	77.8	60.0	7.0	29.1
9	HAMROBEKOV Odiljon	11563.8	3188.6	5493.5	2101.3	686.1	94.3	76.0	11.0	32.3
10	MASHARIPOV Jaloliddin	8552.4	3693.8	2863.6	1152.2	596.0	246.9	84.0	24.0	30.2
11	URUNOV Oston	9263.7	3573.4	3634.5	1117.4	605.1	333.2	79.0	19.0	31.4
13	NASRULLAEV Sherzod	5448.8	2252.5	2143.8	684.3	291.0	77.1	35.0	6.0	30.8
15	ESHMURODOV Umar	10656.9	4036.7	4802.7	1258.8	410.1	148.7	50.0	10.0	31.8
21	SERGEEV Igor	11885.3	4054.6	5371.6	1680.3	649.9	128.9	87.0	17.0	31.0
22	FAYZULLAEV Abbosbek	11047.1	3317.2	5095.5	1735.2	673.8	225.3	89.0	16.0	31.1
25	KHUSANOV Abdukodir	10030.4	4157.4	4238.7	1032.9	423.5	177.8	62.0	16.0	31.6
8	ISKANDEROV Jamshid	1625.9	357.7	835.2	334.8	94.7	3.5	10.0	1.0	25.5
14	BOLTABOEV Jamshid	1561.4	389.5	867.2	255.0	46.2	3.5	6.0	1.0	25.0
19	TURGUNBOEV Azizbek	2557.7	831.4	1077.6	406.6	202.4	39.7	22.0	4.0	27.6
20	ERKINOV Khojimat	2333.4	813.2	921.3	305.8	151.7	141.4	25.0	8.0	32.8
26	ABDIRAKHMATOV Zafarmurod	5661.4	1980.9	2424.1	721.7	349.1	185.6	48.0	14.0	31.8



AFC
ASIAN CUP
QATAR 2023™