



**AFC**  
**ASIAN CUP**  
QATAR 2023™



**Oman 0 - 0 Thailand**

Group F - Match 23

21 January 2024

17:30 Kick Off

Abdullah Bin Khalifa Stadium

**POST MATCH SUMMARY REPORT**



Match Summary - Teams



Oman



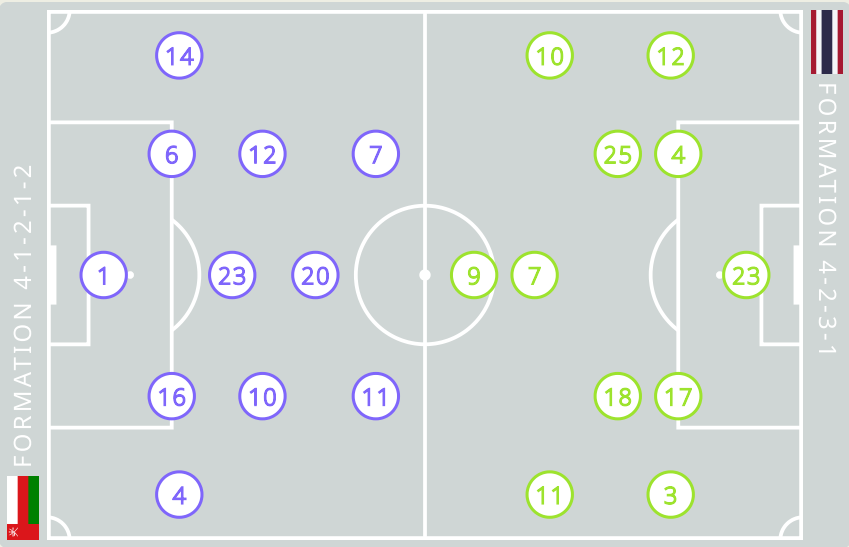
Thailand

STARTING

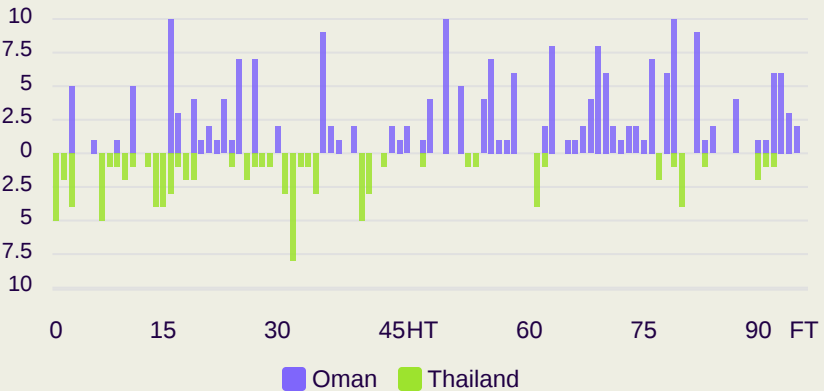
1	GK	AL MUKHAINI Ibrahim	
4	MF	AL ALAWI Arshad	↓ 67'
6	DF	AL KHAMISI Ahmed	
7	FW	AL SABHI Issam	↓ 81'
10	MF	AL YAHMADI Jameel	
11	FW	AL GHASSANI Muhsen	↓ 90'
12	MF	FAWAZ Abdullah	↓ 67'
14	DF	AL KAABI Ahmed	
16	DF	AL BRAIKI Khalid	
20	MF	AL YAHYAEI Salaah	
23	MF	AL SAADI Harib (C)	

SUBSTITUTES

18	GK	AL RUSHEIDI Faiyz	
22	GK	AL RAWAHI Ahmed	
2	DF	AL HABASHI Ghanim	
3	MF	DURBIN Fahmi	
5	DF	AL HABSI Juma	
8	FW	AL AGHBARI Zahir	↑ 67'
9	MF	AL MALKI Omar	↑ 81'
13	MF	SALEH Mataz	
15	MF	AL MAMARI Musaab	
17	DF	AL BUSAIDI Ali	
19	MF	AL MUSHAI FRI Mahmood	
21	DF	AL GHEILANI Abdulaziz	
24	MF	AL BALUSHI Tameem	
25	FW	AL MASHRAFI Abdallah	↑ 90'
26	FW	AL MUSHAI FRI Abdulrahman	↑ 67'



Distribution in the Final Third



STARTING

57'	KHAMMAI Patiwat	GK	23	
	(C) BUNMATHAN Theerathon	DF	3	
	DOLAH Elias	DF	4	
	SARACHAT Supachok	MF	7	
	CHAIDED Supachai	FW	9	
↓ 86'	MUEANTA Suphanat	FW	10	
↓ 71'	PHALA Bordin	MF	11	
	MICKELSON Nicholas	DF	12	
	HEMVIBOON Pansa	DF	17	
↓ 86'	POMPHAN Weerathep	MF	18	
↓ 90'	CHAMRATSAMEE Peeradon	MF	25	

SUBSTITUTES

	TEDSUNGNOEN Siwarak	GK	1	
	ANUIN Saranon	GK	20	
	CHANNGOM Santiphap	DF	2	
	KAMAN Kritsada	MF	5	
↑ 90'	YOOYEN Sarach	MF	6	
	AUTRA Picha	MF	8	
↑ 71'	WONGGORN Jaroensak	MF	13	
	POOMCHANTUEK Rungrath	MF	14	
	POEIPHIMAI Teerasak	FW	15	
	PRASUWAN Jakkapan	DF	16	
↑ 86'	CHAROENRATTANAPIROM Pathompon	MF	19	
↑ 86'	BUREERAT Suphanan	DF	21	
	PROMSRIKAEW Channarong	MF	22	
	KANITSRIBAMPEN Worachit	MF	24	
	THONGSONG Suphan	DF	26	



Match Summary - Key Statistics



Oman



Thailand



Possession					
Total	<div><div>62.3%</div><div>11.7%</div><div>26%</div></div>		Total		
0	Goals		0		
6 (1)	Attempts at Goal (On Target)		6 (2)		
626 (559)	Total Passes (Complete)		287 (208)		
89 %	Pass Completion %		72 %		
114	Completed Line Breaks		70		
7	Defensive Line Breaks		5		
158	Receptions in the Final Third		63		
34	Crosses		13		
7	Ball Progressions		15		
144 (37)	Defensive Pressures Applied (Direct Pressures)		257 (65)		
58	Forced Turnovers		60		
64	Second Balls		57		
112.2 km	Total Distance Covered		112.9 km		
5.5 km	Zone 4 – Low Speed Sprinting: 20-25 km/h		5.8 km		





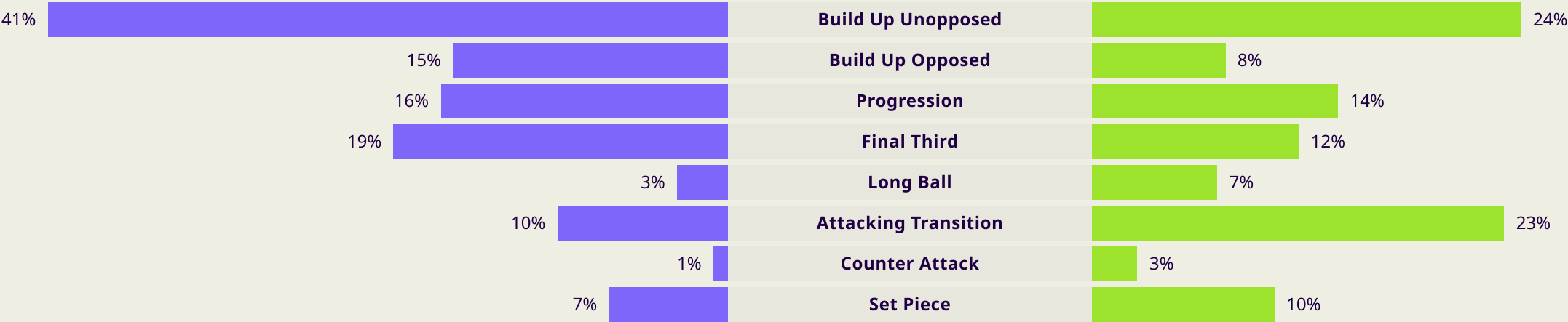
Oman

# Phases of Play

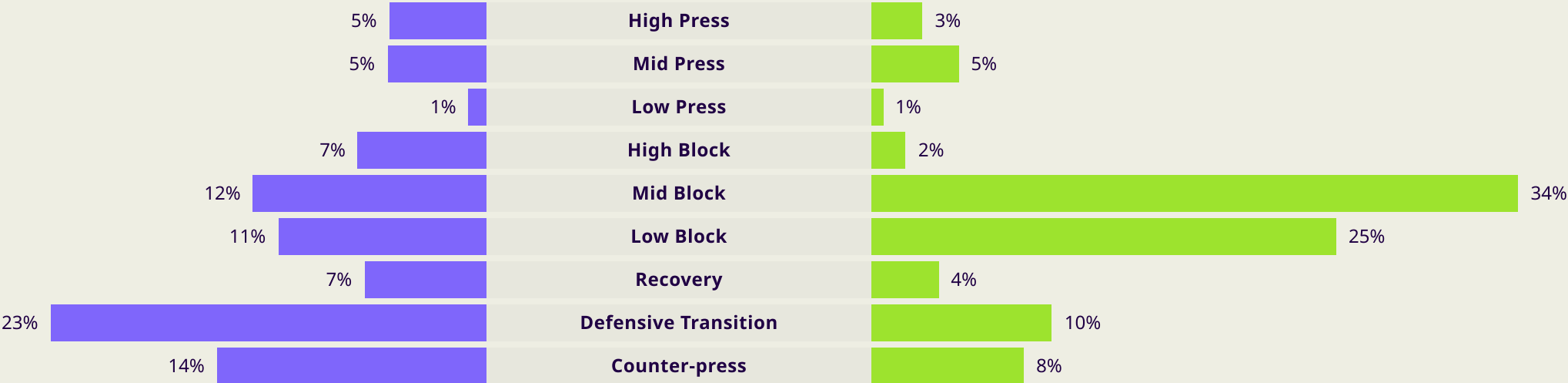
Thailand



## IN POSSESSION



## OUT OF POSSESSION





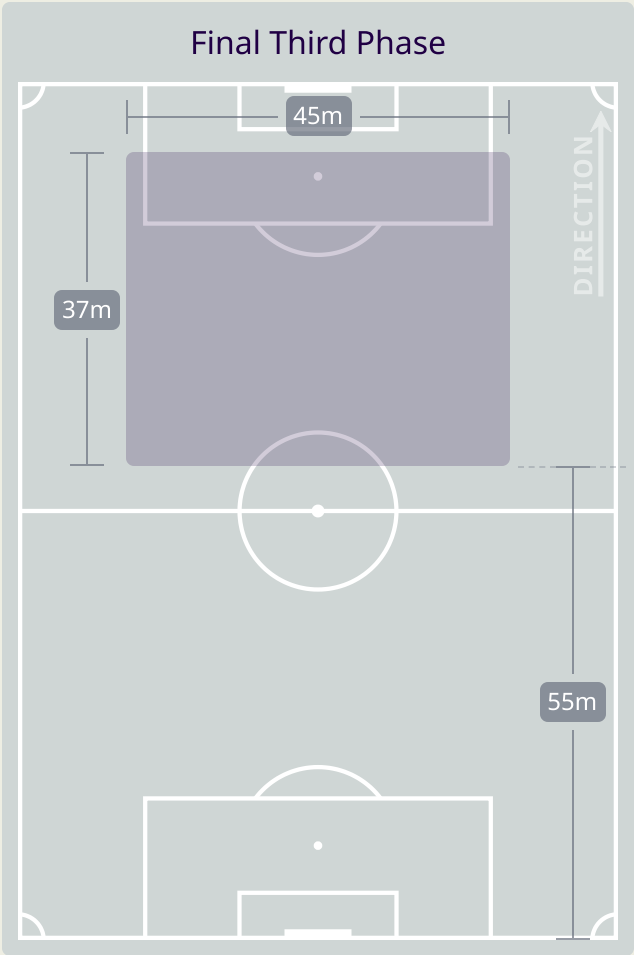
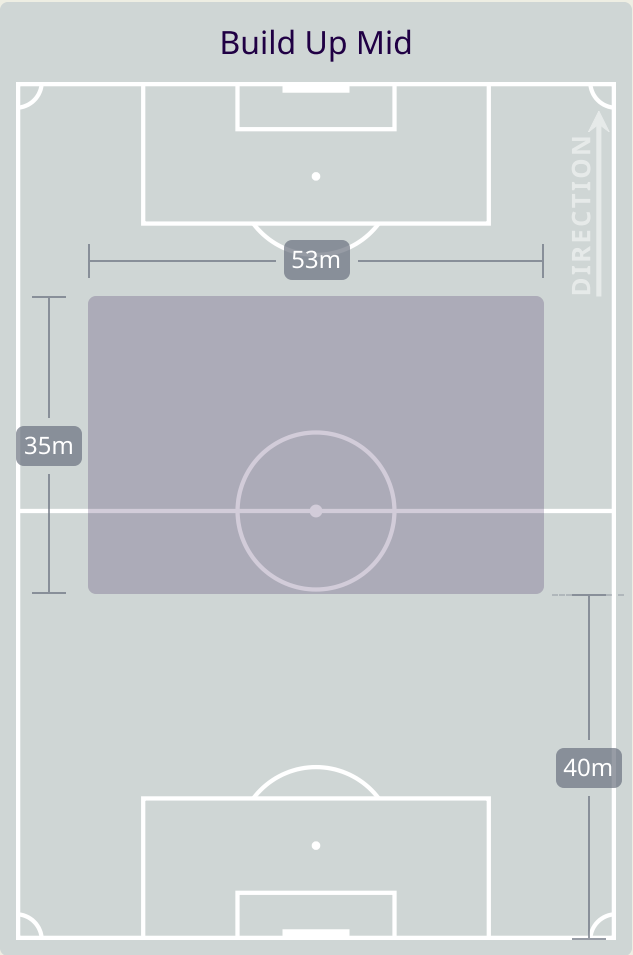
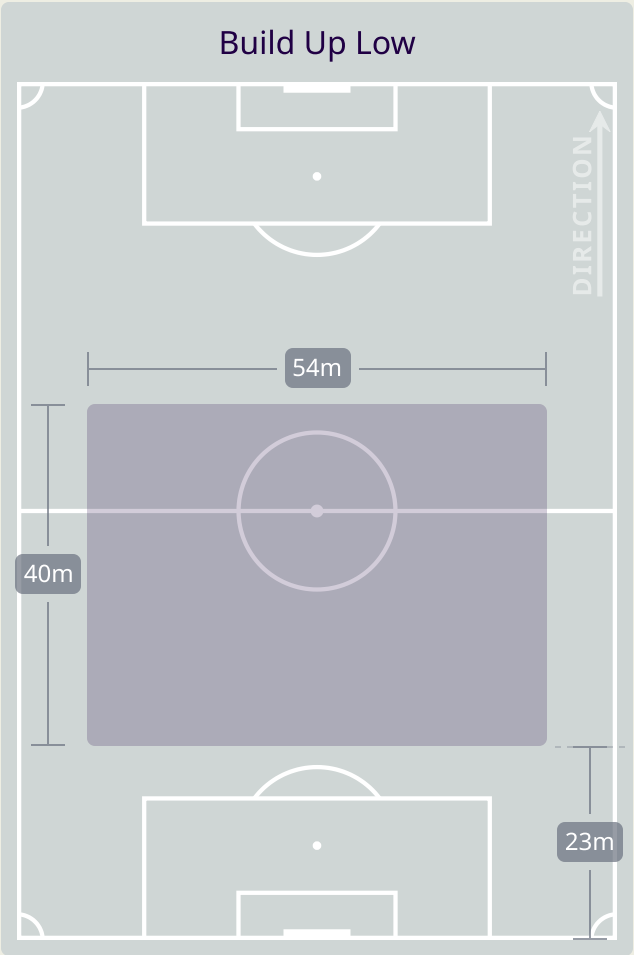
# IN POSSESSION



Oman v Thailand

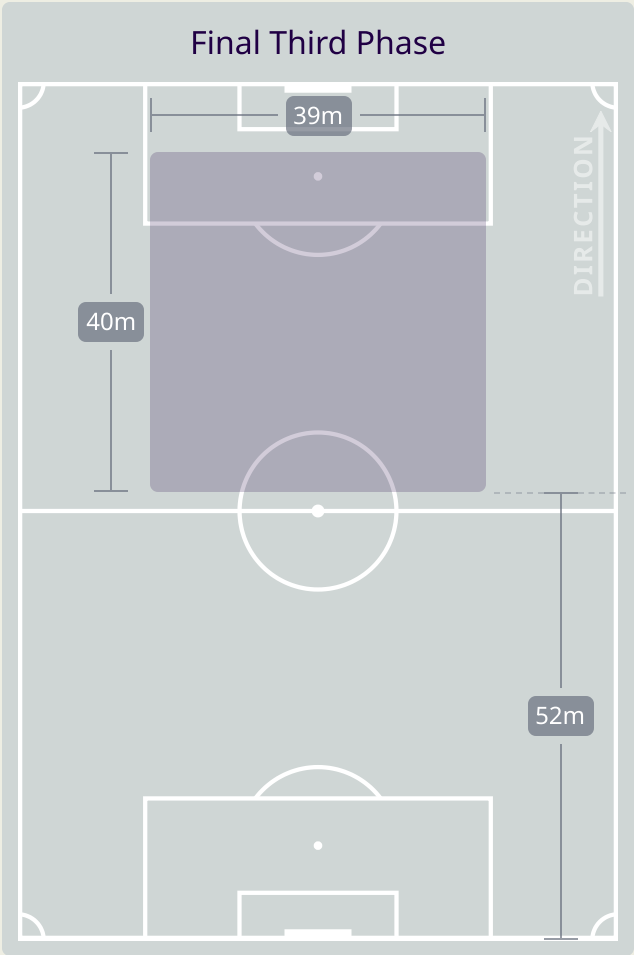
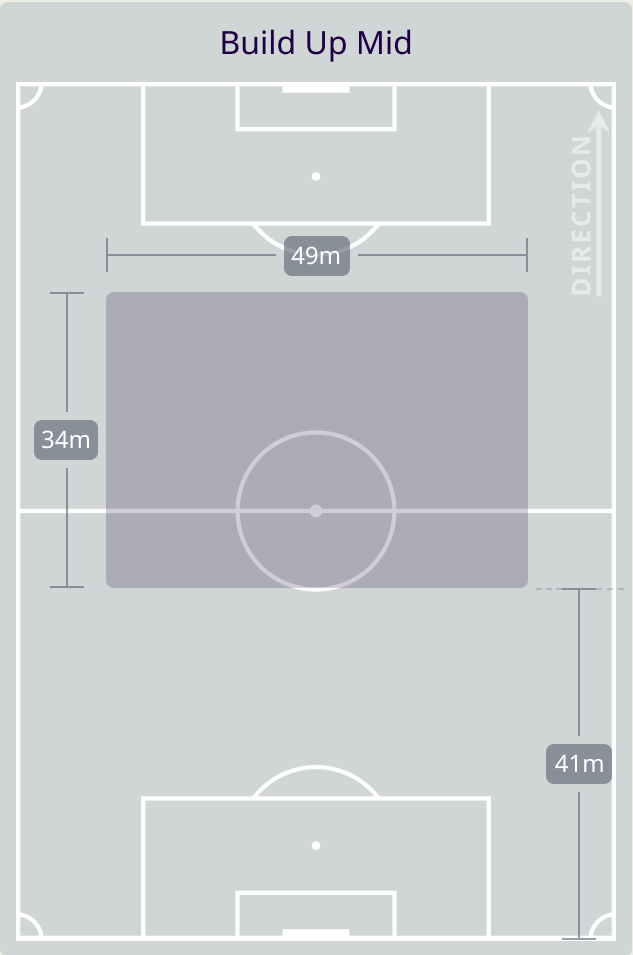
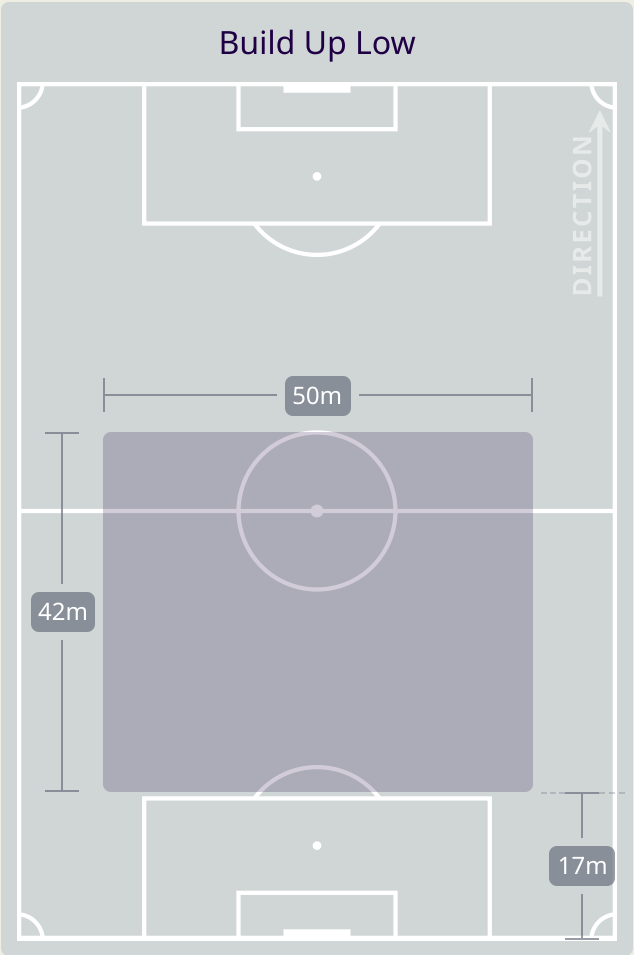


# In Possession Line Height & Team Length





# In Possession Line Height & Team Length





Line Breaks



Oman

Attempted Line Breaks

153



26

Attempted

22

Complete



67

Attempted

65

Complete



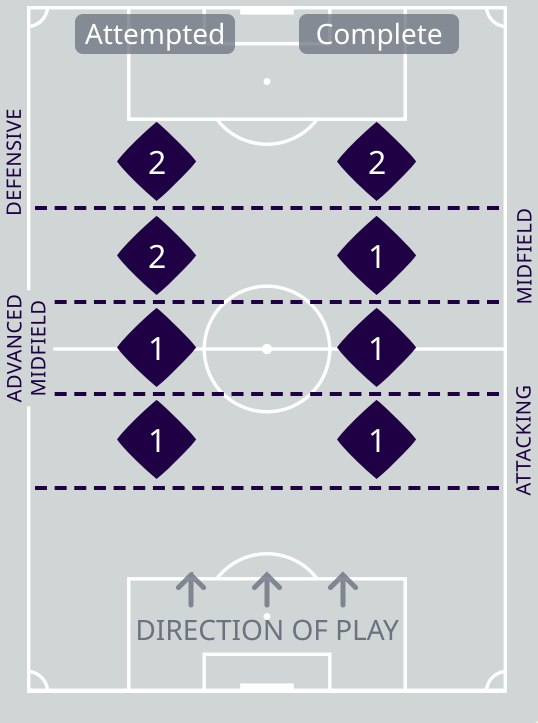
60

Attempted

27

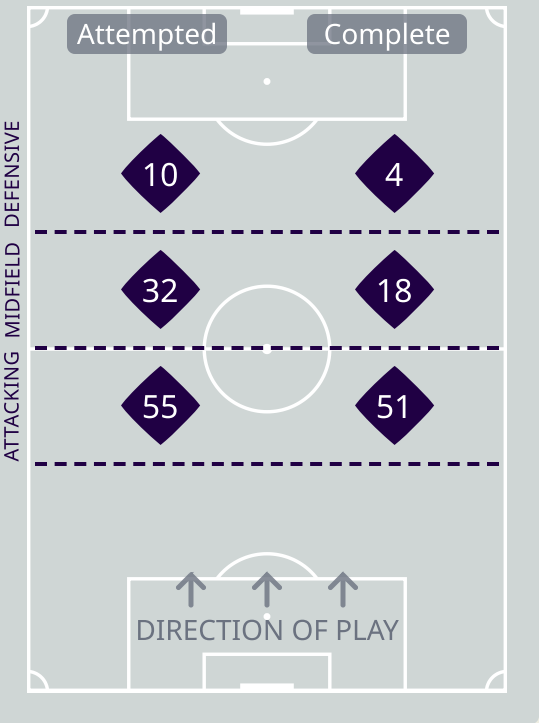
Complete

4 Units



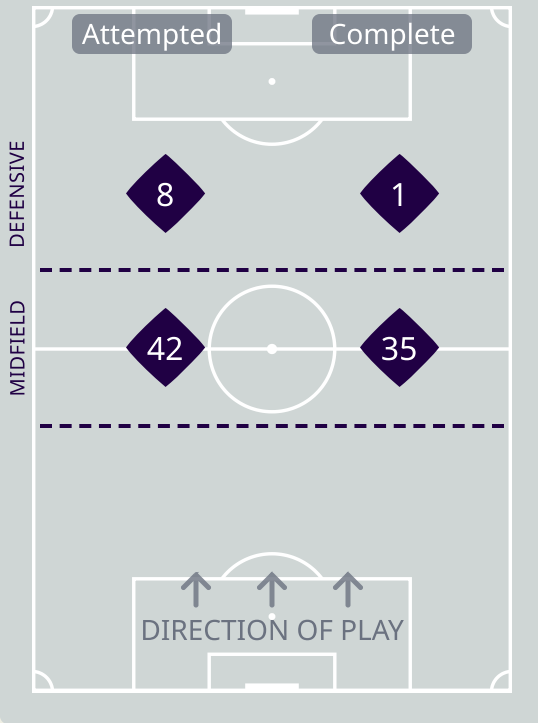
Attempted Line Breaks	6
Inside Shape	2
Outside Shape	4

3 Units



Attempted Line Breaks	97
Inside Shape	48
Outside Shape	49

2 Units



Attempted Line Breaks	50
Inside Shape	29
Outside Shape	21



Line Breaks



Attempted Line Breaks

120

28 18

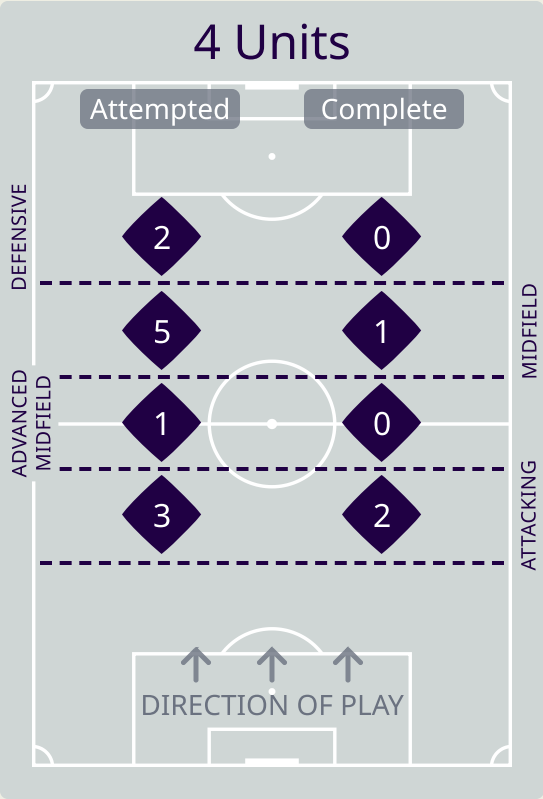
Attempted Complete

30 25

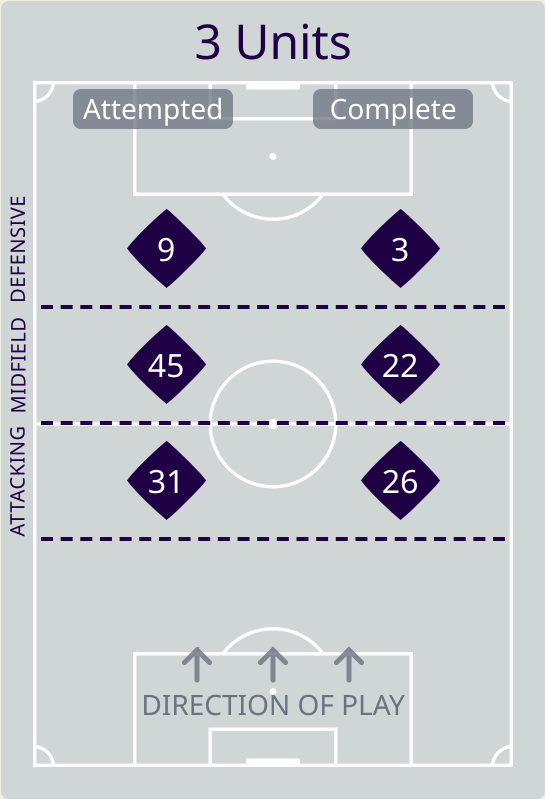
Attempted Complete

62 27

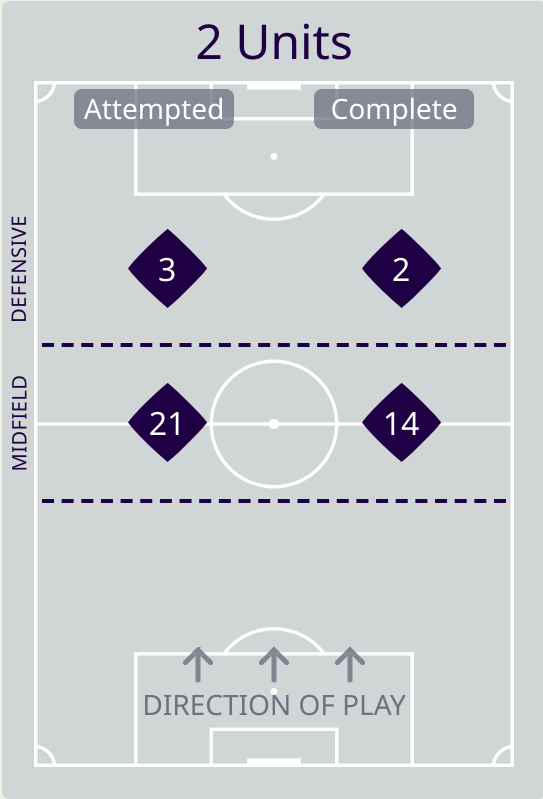
Attempted Complete



Attempted Line Breaks	11
Inside Shape	10
Outside Shape	1



Attempted Line Breaks	85
Inside Shape	61
Outside Shape	24



Attempted Line Breaks	24
Inside Shape	13
Outside Shape	11



Line Breaks



					4 Units				3 Units			2 Units		Direction			Distribution Type		
#	Player	Line Breaks Attempted	Line Breaks Completed	Line Break Completion %	Attacking Line	Attacking Midfield Line	Midfield Line	Defensive Line	Attacking Line	Midfield Line	Defensive Line	Midfield Line	Defensive Line	Through	Around	Over	Pass	Cross	Ball Progression
1	AL MUKHAINI Ibrahim	6	2	33%	0	0	0	0	1	5	0	0	0	0	0	6	6	0	0
4	AL ALAWI Arshad	22	17	77%	0	0	0	0	11	3	0	8	0	4	8	10	20	2	0
6	AL KHAMISI Ahmed	25	23	92%	0	0	0	0	15	7	1	2	0	7	9	9	25	0	0
7	AL SABHI Issam	0	0	0%	0	0	0	0	0	0	0	0	0	0	0	0	0	0	0
10	AL YAHMADI Jameel	12	10	83%	0	0	1	0	1	5	1	4	0	1	7	4	11	1	0
11	AL GHASSANI Muhsen	0	0	0%	0	0	0	0	0	0	0	0	0	0	0	0	0	0	0
12	FAWAZ Abdullah	7	3	42%	0	0	0	0	0	2	1	2	2	3	3	1	5	2	0
14	AL KAABI Ahmed	35	25	71%	1	0	0	1	13	6	2	10	2	4	19	12	30	5	0
16	AL BRAIKI Khalid	18	12	66%	0	0	0	0	11	1	3	2	1	1	9	8	18	0	0
20	AL YAHYAEI Salaah	13	9	69%	0	0	1	1	0	1	1	7	2	1	6	6	10	3	0
23	AL SAADI Harib	8	7	87%	0	1	0	0	3	0	0	4	0	3	3	2	8	0	0
8	AL AGHBARI Zahir	6	5	83%	0	0	0	0	0	2	1	2	1	1	3	2	5	1	0
9	AL MALKI Omar	0	0	0%	0	0	0	0	0	0	0	0	0	0	0	0	0	0	0
25	AL MASHRAFI Abdallah	0	0	0%	0	0	0	0	0	0	0	0	0	0	0	0	0	0	0
26	AL MUSHAIFRI Abdulrahman	1	1	100%	0	0	0	0	0	0	0	1	0	1	0	0	1	0	0



[illegible]



Passing Networks



#	Passes From ↓ to →	AL MUKHAINI Ibrahim	AL ALAWI Arshad	AL KHAMISI Ahmed	AL SABHI Issam	AL YAHMADI Jameel	AL GHASSANI Muhsen	FAWAZ Abdullah	AL KAABI Ahmed	AL BRAIKI Khalid	AL YAHYAEI Salaah	AL SAADI Harib	AL AGHBARI Zahir	AL MALKI Omar	AL MASHRAFI Abdallah	AL MUSHAIFRI Abdulrahman
1	AL MUKHAINI Ibrahim		0	15	0	1	1	0	3	6	0	0	0	0	0	0
4	AL ALAWI Arshad	1		2	1	11	0	5	0	19	10	5	0	0	0	0
6	AL KHAMISI Ahmed	7	1		0	3	2	5	36	24	3	7	2	0	0	3
7	AL SABHI Issam	0	0	0		1	0	0	0	0	2	0	0	0	0	0
10	AL YAHMADI Jameel	0	15	3	1		0	3	5	14	8	4	2	0	0	4
11	AL GHASSANI Muhsen	0	0	0	0	1		2	1	0	1	0	0	0	0	0
12	FAWAZ Abdullah	1	2	4	0	0	1		4	4	11	4	0	0	0	0
14	AL KAABI Ahmed	1	0	17	0	7	2	9		2	13	2	7	0	0	0
16	AL BRAIKI Khalid	7	27	27	1	14	0	0	1		1	4	0	0	0	0
20	AL YAHYAEI Salaah	0	10	7	0	11	1	5	7	3		3	2	1	0	0
23	AL SAADI Harib	2	6	8	0	10	0	1	7	8	4		1	0	0	0
8	AL AGHBARI Zahir	0	0	5	0	1	0	0	2	0	3	1		0	0	2
9	AL MALKI Omar	0	0	0	0	0	0	0	0	0	1	1	0		0	0
25	AL MASHRAFI Abdallah	0	0	0	0	0	0	0	0	0	0	0	0	0		0
26	AL MUSHAIFRI Abdulrahman	0	0	0	0	1	0	0	0	1	3	1	1	0	0	

Top 5 Player to Player Passers		
Player	Passed To	% of Total Team Passes
AL KHAMISI Ahmed	AL KAABI Ahmed	6.8%
AL BRAIKI Khalid	AL ALAWI Arshad	5.1%
AL BRAIKI Khalid	AL KHAMISI Ahmed	5.1%

AL KHAMISI Ahmed	AL BRAIKI Khalid	4.5%
------------------	------------------	------

AL ALAWI Arshad	AL BRAIKI Khalid	3.6%
-----------------	------------------	------



Passing Networks




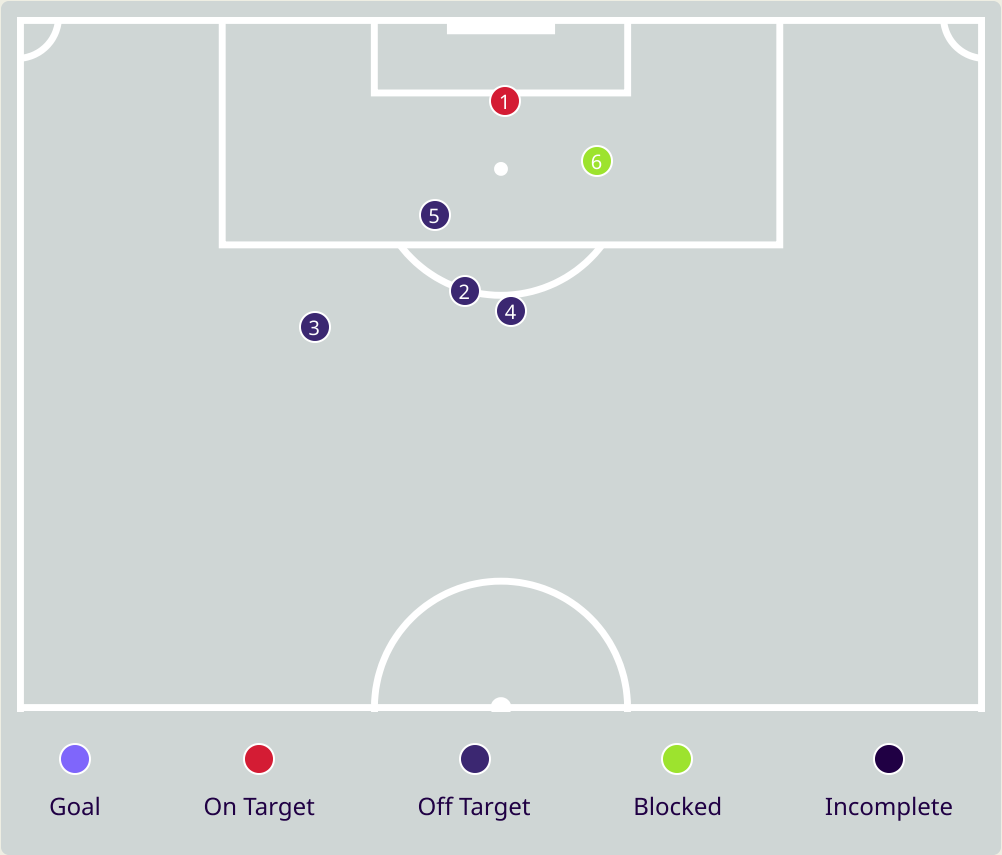
#	Passes From ↓ to →	KHAMMAI Patiwat	BUNMATHAN Theerathon	DOLAH Elias	SARACHAT Supachok	CHAIDED Supachai	MUEANTA Suphanat	PHALA Bordin	MICKELSON Nicholas	HEMVIBOON Pansa	POMPHAN Weerathep	CHAMRATSAMEE Peeradon	YOOYEN Sarach	WONGGORN Jaroensak	CHAROENRATTANAPIROM Pathompon	BUREERAT Suphanan
23	KHAMMAI Patiwat		3	2	0	1	0	0	4	0	2	0	0	0	0	0
3	BUNMATHAN Theerathon	0		0	3	4	0	10	0	3	3	1	0	1	0	0
4	DOLAH Elias	2	0		1	1	0	0	3	3	1	5	0	0	0	0
7	SARACHAT Supachok	0	2	0		0	2	1	5	0	3	2	0	0	0	0
9	CHAIDED Supachai	0	2	0	3		1	2	0	1	1	2	0	1	0	0
10	MUEANTA Suphanat	0	0	0	1	3		0	1	0	0	0	0	0	0	0
11	PHALA Bordin	0	5	1	1	1	0		0	0	0	0	0	0	0	0
12	MICKELSON Nicholas	0	0	6	3	0	0	0		1	1	14	0	2	0	0
17	HEMVIBOON Pansa	2	9	1	0	0	0	0	0		1	0	0	0	0	0
18	POMPHAN Weerathep	0	3	1	3	1	0	0	2	3		1	0	0	0	0
25	CHAMRATSAMEE Peeradon	1	3	2	2	1	3	1	10	3	2		0	1	0	0
6	YOOYEN Sarach	0	0	0	0	0	0	0	0	0	0	0		0	0	0
13	WONGGORN Jaroensak	0	0	0	0	1	0	0	1	0	0	0	0		1	0
19	CHAROENRATTANAPIROM Pathompon	0	1	0	0	1	0	0	0	0	0	0	0	1		0
21	BUREERAT Suphanan	0	1	0	0	0	0	0	0	0	0	0	0	0	0	






Top 5 Player to Player Passers		
Player	Passed To	% of Total Team Passes
MICKELSON Nicholas	CHAMRATSAMEE Peeradon	7.6%
BUNMATHAN Theerathon	PHALA Bordin	5.4%
CHAMRATSAMEE Peeradon	MICKELSON Nicholas	5.4%
HEMVIBOON Pansa	BUNMATHAN Theerathon	4.9%

MICKELSON Nicholas	DOLAH Elias	3.3%
--------------------	-------------	------



# Attempts at Goal



Key	Outcome	Shots
	Goals	0
	On Target	1
	Off Target	4
	Blocked	1
	Incomplete	0




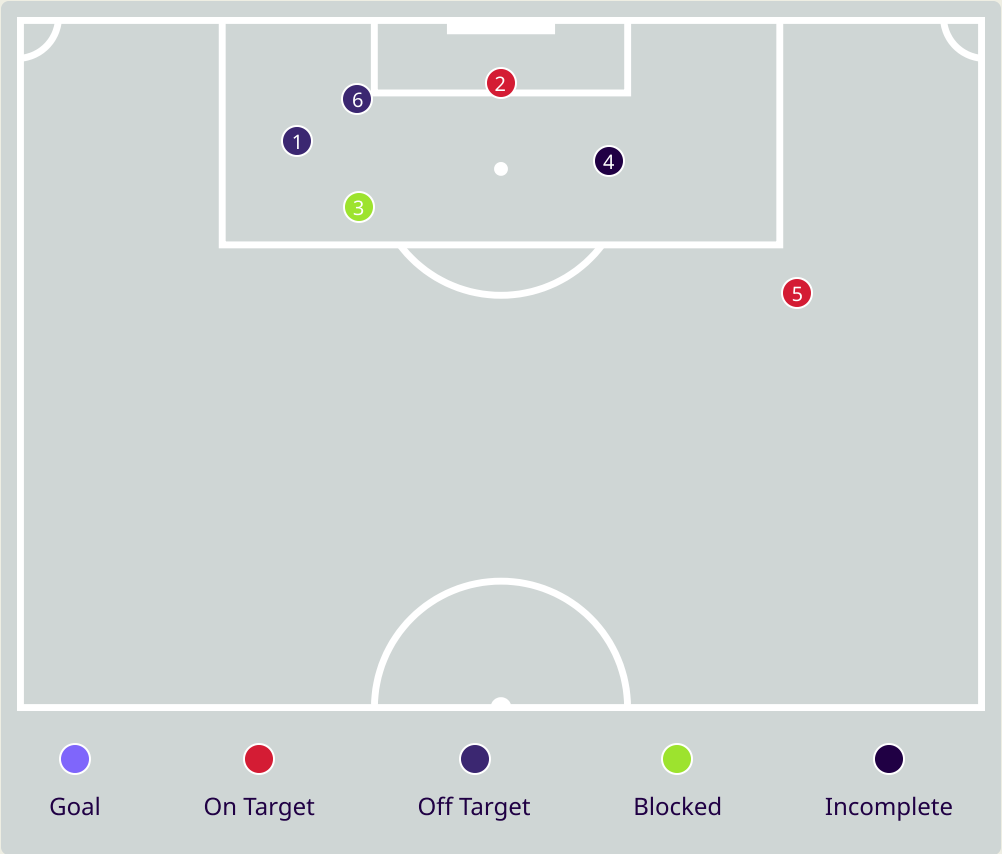
# Attempts at Goal



Time	Player	Outcome	Body Part	Delivery Type
19	7 AL SABHI Issam	On Target - Saved	Left Foot	Cross
30	12 FAWAZ Abdullah	Off Target	Right Foot	Pass
40	20 AL YAHYAEI Salaah	Off Target	Right Foot	Pass
71	16 AL BRAIKI Khalid	Off Target	Right Foot	Loose Ball
84	9 AL MALKI Omar	Off Target	Head	Freekick
94	8 AL AGHBARI Zahir	Incomplete - Blocked	Right Foot	Corner



# Attempts at Goal



Key	Outcome	Shots
	Goals	0
	On Target	2
	Off Target	2
	Blocked	1
	Incomplete	1



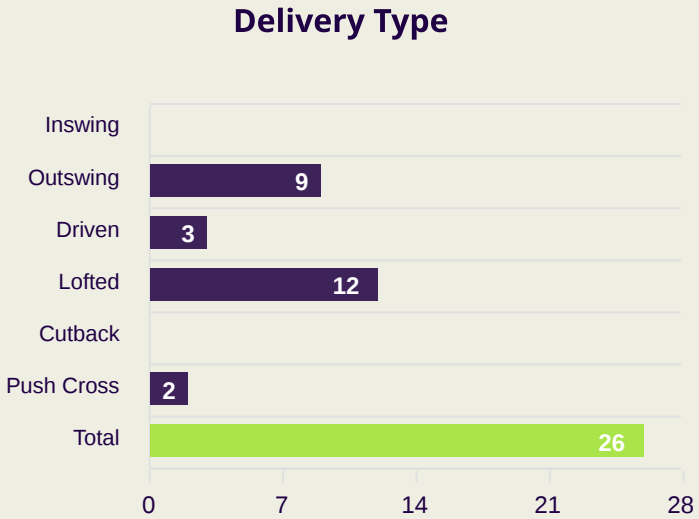
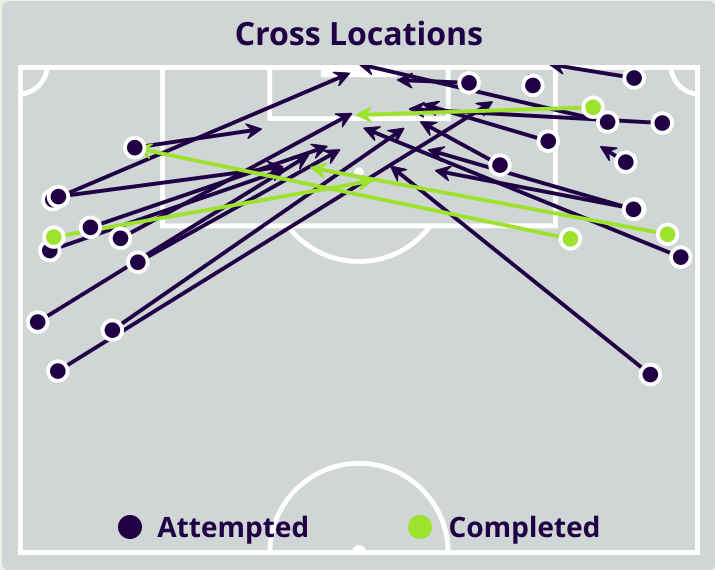
# Attempts at Goal



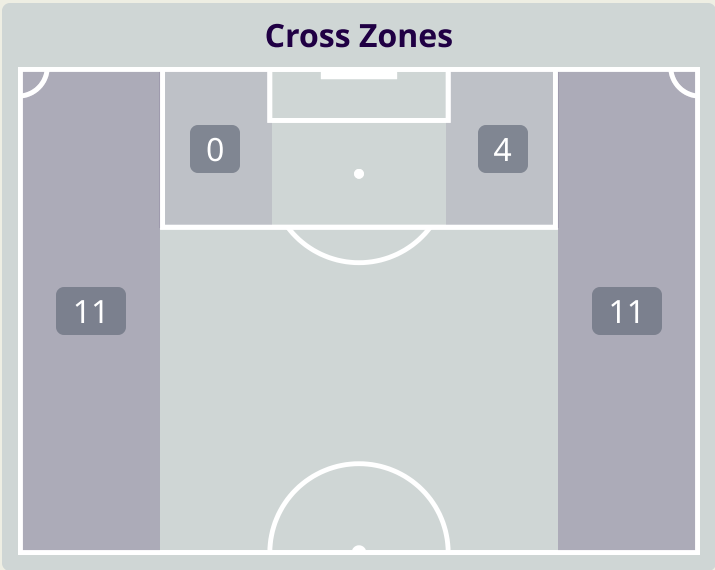
Time	Player	Outcome	Body Part	Delivery Type
14	25 CHAMRATSAMEE Peeradon	Deflected Off Target - Defensive Event	Right Foot	Pass
15	4 DOLAH Elias	On Target - Saved	Head	Corner
20	11 PHALA Bordin	Incomplete - Blocked	Right Foot	Cross
33	9 CHAIDED Supachai	Incomplete - Player On Ball Error	Head	Freekick
43	3 BUNMATHAN Theerathon	On Target - Saved	Left Foot	Freekick
54	9 CHAIDED Supachai	Off Target	Head	Corner



Crosses (Open Play)



#	Player	Inswing	Outswing	Driven	Lofted	Cutback	Push Cross	Total Attempted
1	AL MUKHAINI Ibrahim	0	0	0	0	0	0	0
4	AL ALAWI Arshad	0	0	0	2	0	0	2
6	AL KHAMISI Ahmed	0	0	0	0	0	0	0
7	AL SABHI Issam	0	0	0	0	0	0	0
10	AL YAHMADI Jameel	0	4	0	2	0	0	6
11	AL GHASSANI Muhsen	0	0	0	0	0	0	0
12	FAWAZ Abdullah	0	0	1	1	0	0	2
14	AL KAABI Ahmed	0	4	0	1	0	0	5
16	AL BRAIKI Khalid	0	0	0	0	0	1	1
20	AL YAHYAEI Salaah	0	1	1	4	0	1	7
23	AL SAADI Harib	0	0	0	0	0	0	0
8	AL AGHBARI Zahir	0	0	1	2	0	0	3
9	AL MALKI Omar	0	0	0	0	0	0	0
25	AL MASHRAFI Abdallah	0	0	0	0	0	0	0
26	AL MUSHAIFRI Abdulrahman	0	0	0	0	0	0	0



Attempted

26

Completed

4

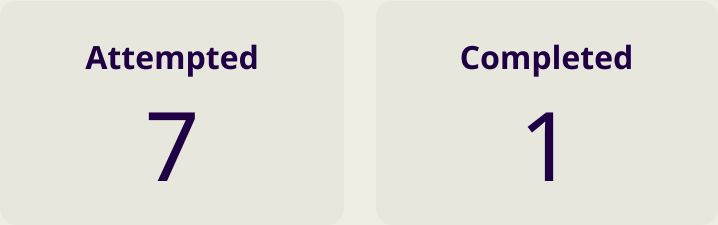
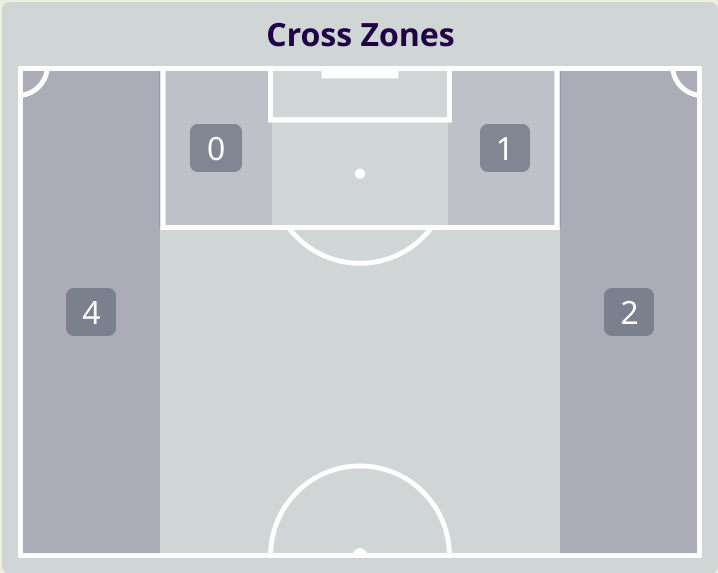
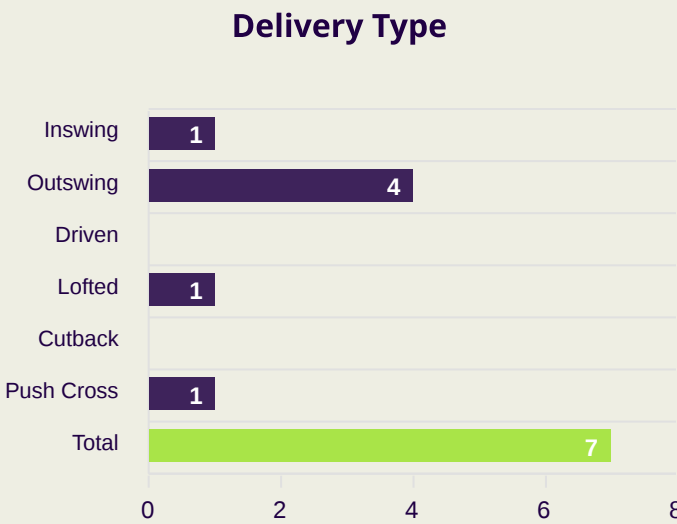
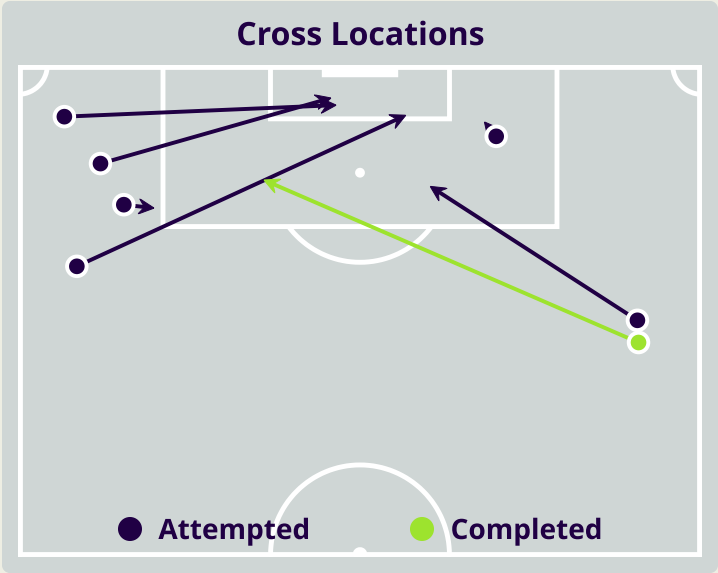
Most Crosses Attempted

7

AL YAHYAEI Salaah  
ATTACKING MIDFIELD



# Crosses (Open Play)



#	Player	Inswing	Outswing	Driven	Lofted	Cutback	Push Cross	Total Attempted
23	KHAMMAI Patiwat	0	0	0	0	0	0	0
3	BUNMATHAN Theerathon	0	0	0	0	0	0	0
4	DOLAH Elias	0	0	0	0	0	0	0
7	SARACHAT Supachok	1	0	0	0	0	0	1
9	CHAIDED Supachai	0	1	0	0	0	0	1
10	MUEANTA Suphanat	0	0	0	0	0	1	1
11	PHALA Bordin	0	1	0	1	0	0	2
12	MICKELSON Nicholas	0	2	0	0	0	0	2
17	HEMVIBOON Pansa	0	0	0	0	0	0	0
18	POMPHAN Weerathep	0	0	0	0	0	0	0
25	CHAMRATSAMEE Peeradon	0	0	0	0	0	0	0
6	YOOYEN Sarach	0	0	0	0	0	0	0
13	WONGGORN Jaroensak	0	0	0	0	0	0	0
19	CHAROENRATTANAPIROM Pathompon	0	0	0	0	0	0	0
21	BUREERAT Suphanan	0	0	0	0	0	0	0



Offering to Receive



387

Total Offers Made

174

Total Offers Received

Most Offers

103

AL YAHYAEI Salaah

ATTACKING MIDFIELD

92

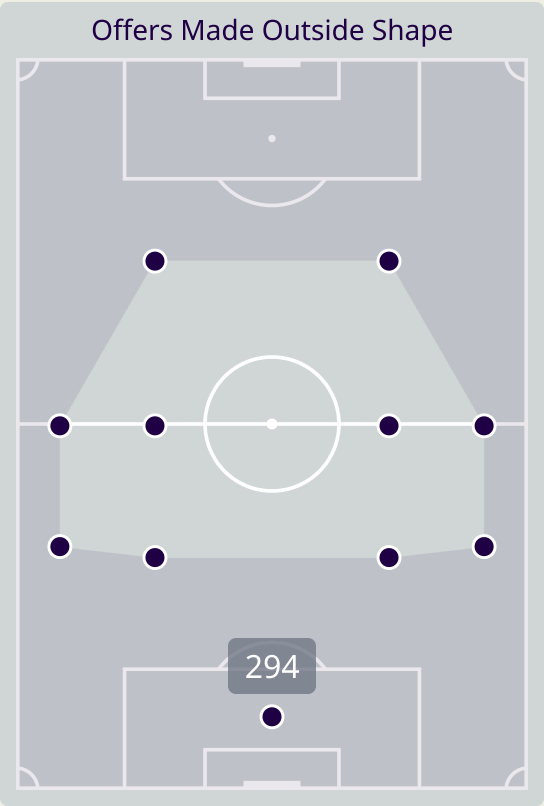
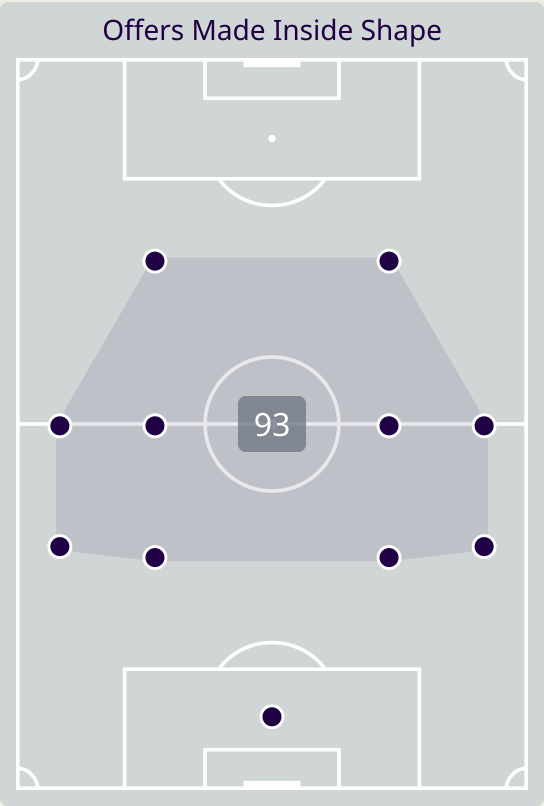
Offers Made in Final Third

159

Offers Made in Middle Third

136

Offers Made in Defensive Third



#	Player	Offers Made	Offers Received	% Made & Received
1	AL MUKHAINI Ibrahim	1	1	100%
4	AL ALAWI Arshad	32	17	53.1%
6	AL KHAMISI Ahmed	16	13	81.2%
7	AL SABHI Issam	26	3	11.5%
10	AL YAHMADI Jameel	34	21	61.8%
11	AL GHASSANI Muhsen	26	7	26.9%
12	FAWAZ Abdullah	34	20	58.8%
14	AL KAABI Ahmed	26	10	38.5%
16	AL BRAIKI Khalid	22	16	72.7%
20	AL YAHYAEI Salaah	103	42	40.8%
23	AL SAADI Harib	18	4	22.2%
8	AL AGHBARI Zahir	18	13	72.2%
9	AL MALKI Omar	9	1	11.1%
25	AL MASHRAFI Abdallah	0	0	0%
26	AL MUSHAIFRI Abdulrahman	22	6	27.3%



Offering to Receive



149

Total Offers Made

64

Total Offers Received

Most Offers

28

CHAIDED Supachai

CENTRE FORWARD

27

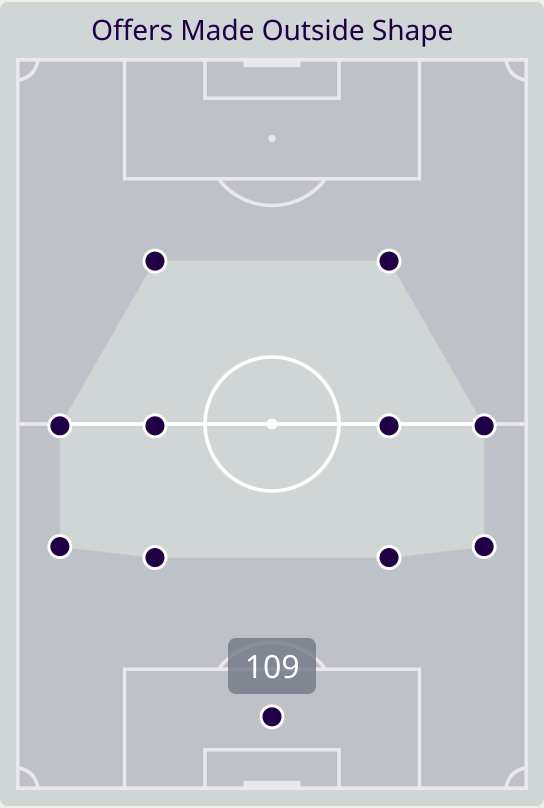
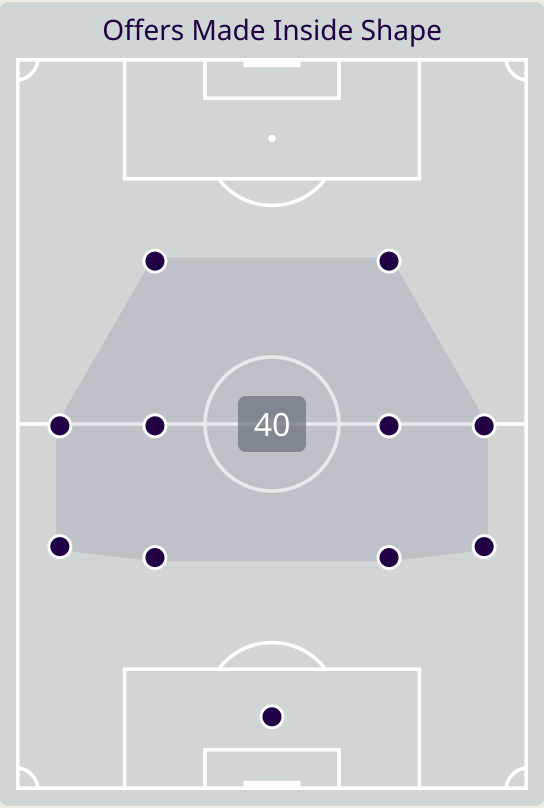
Offers Made in Final Third

54

Offers Made in Middle Third

68

Offers Made in Defensive Third



#	Player	Offers Made	Offers Received	% Made & Received
23	KHAMMAI Patiwat	0	0	0%
3	BUNMATHAN Theerathon	12	9	75%
4	DOLAH Elias	5	2	40%
7	SARACHAT Supachok	21	7	33.3%
9	CHAIDED Supachai	28	10	35.7%
10	MUEANTA Suphanat	23	3	13%
11	PHALA Bordin	15	8	53.3%
12	MICKELSON Nicholas	13	9	69.2%
17	HEMVIBOON Pansa	2	1	50%
18	POMPHAN Weerathep	6	2	33.3%
25	CHAMRATSAMEE Peeradon	12	10	83.3%
6	YOOYEN Sarach	1	0	0%
13	WONGGORN Jaroensak	8	3	37.5%
19	CHAROENRATTANAPIROM Pathompon	1	0	0%
21	BUREERAT Suphanan	2	0	0%

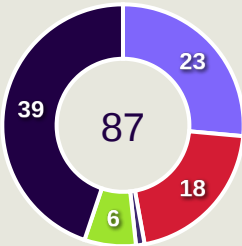


# Movement to Receive

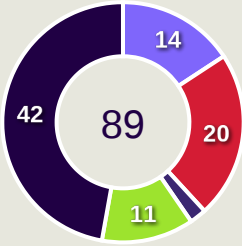


Movement Types by Phase

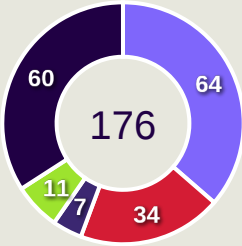
Final Third Phase



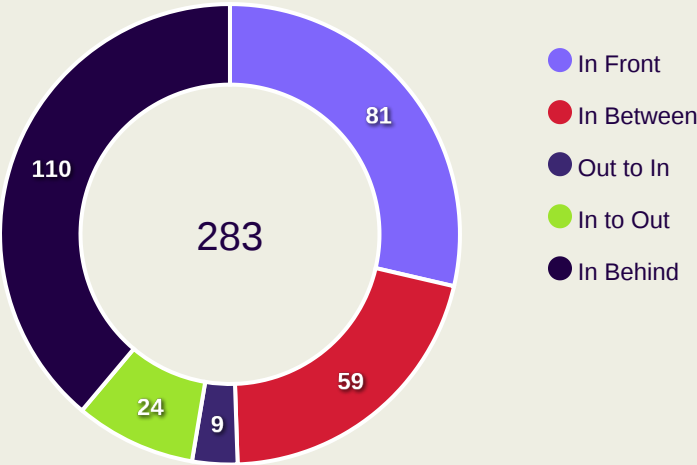
Progression Phase



Build Up Phase



All Movement Types

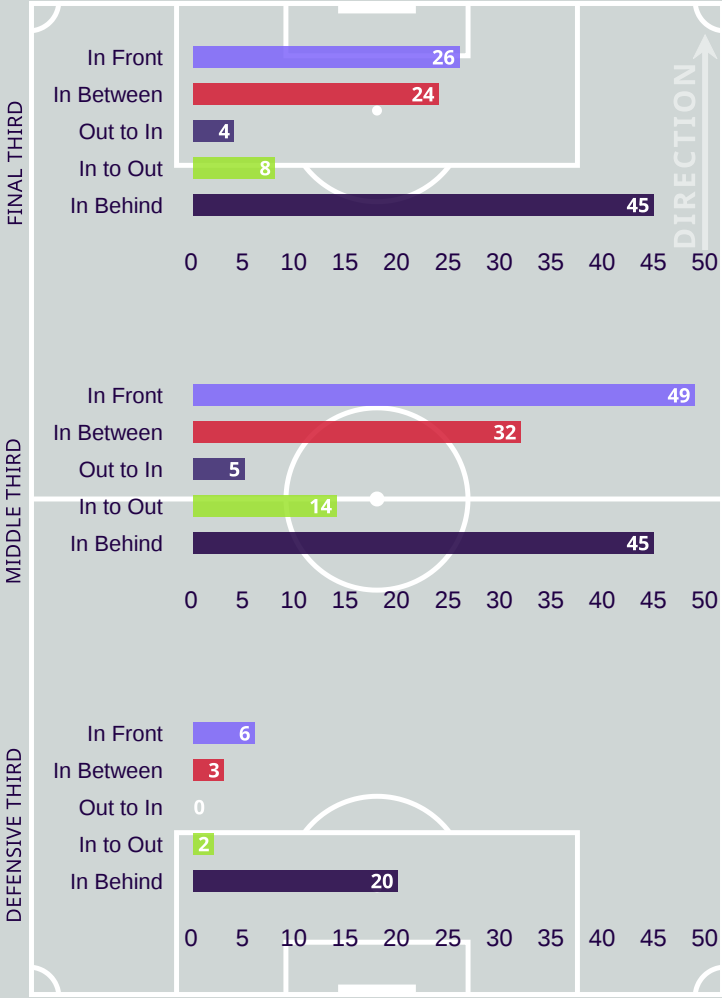


- In Front
- In Between
- Out to In
- In to Out
- In Behind

Top Ranked Players

Type	Player	Movements
In Front	20AL YAHYAEI Salaah	21
In Between	20AL YAHYAEI Salaah	31
Out to In	12 FAWAZ Abdullah	2
In to Out	20AL YAHYAEI Salaah	8
In Behind	20AL YAHYAEI Salaah	23

Movement Types Pitch Third



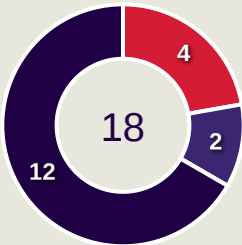


# Movement to Receive

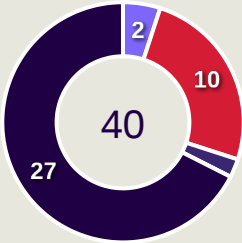


Movement Types by Phase

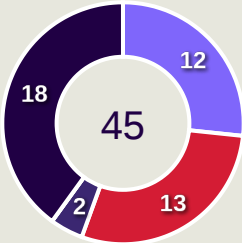
Final Third Phase



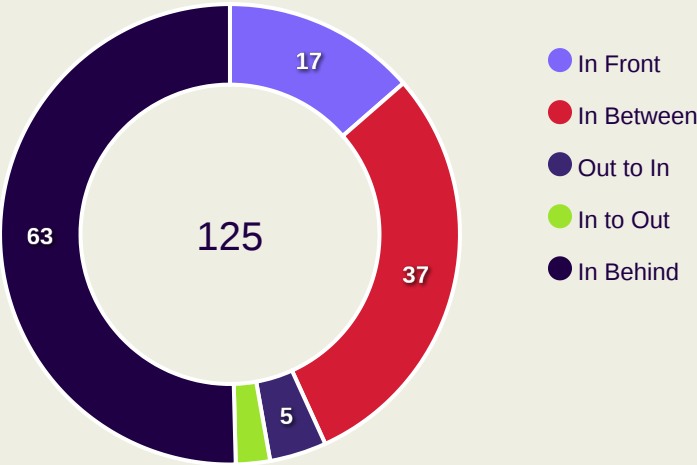
Progression Phase



Build Up Phase



All Movement Types

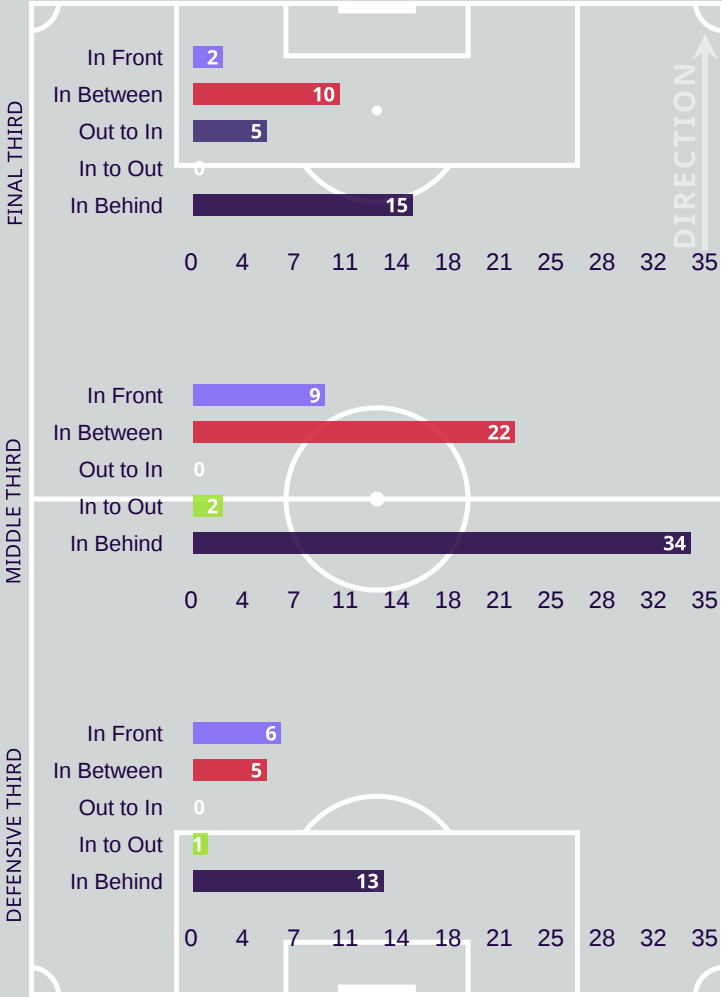


- In Front
- In Between
- Out to In
- In to Out
- In Behind

Top Ranked Players

Type	Player	Movements
In Front	3 BUNMATHAN Theerathon	6
In Between	9 CHAIDED Supachai	10
Out to In	7 SARACHAT Supachok	1
In to Out	7 SARACHAT Supachok	3
In Behind	10 MUEANTA Suphanat	19

Movement Types Pitch Third





# OUT OF POSSESSION



Oman v Thailand



Defensive Actions

58

Forced Turnovers

51

Possession Regained

6

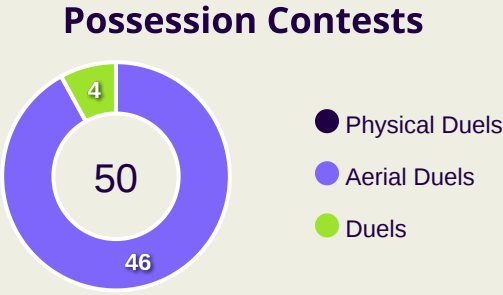
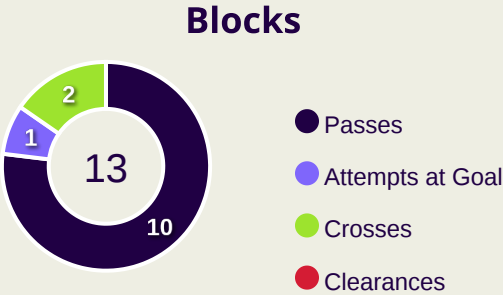
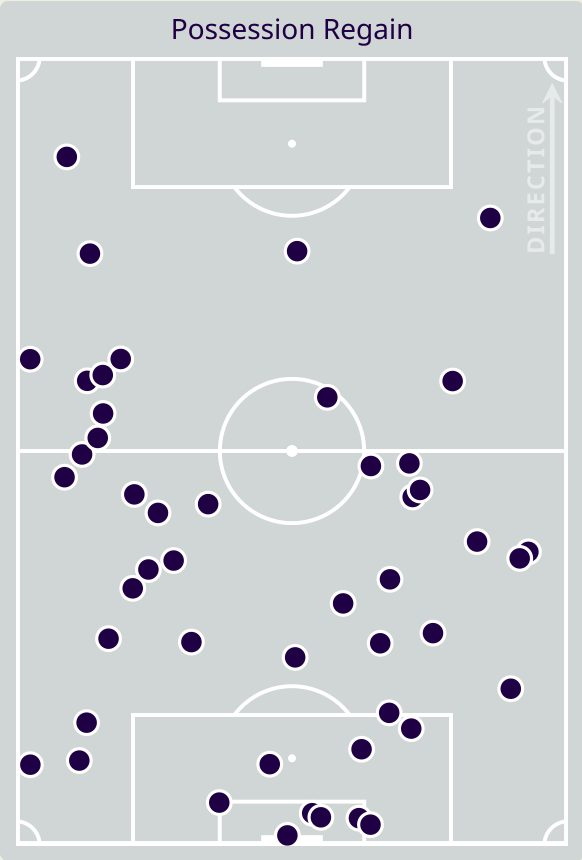
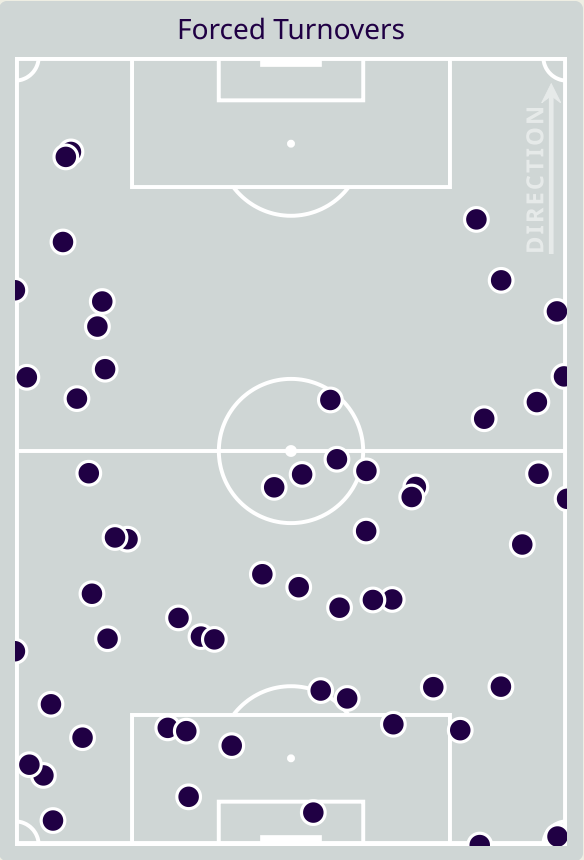
Interceptions

26

Tackles

6.73

Possession Actions / Defensive Action



Most Possession Regains

9

AL KHAMISI Ahmed  
LEFT CENTRE BACK



#	Player	Total Possession Regains
1	AL MUKHAINI Ibrahim	8
4	AL ALAWI Arshad	4
6	AL KHAMISI Ahmed	9
7	AL SABHI Issam	0
10	AL YAHMADI Jameel	4
11	AL GHASSANI Muhsen	1
12	FAWAZ Abdullah	2
14	AL KAABI Ahmed	3
16	AL BRAIKI Khalid	9
20	AL YAHYAEI Salaah	4
23	AL SAADI Harib	5
8	AL AGHBARI Zahir	2
9	AL MALKI Omar	0
25	AL MASHRAFI Abdallah	0
26	AL MUSHAIFRI Abdulrahman	0



Defensive Actions

60

Forced Turnovers

43

Possession Regained

6

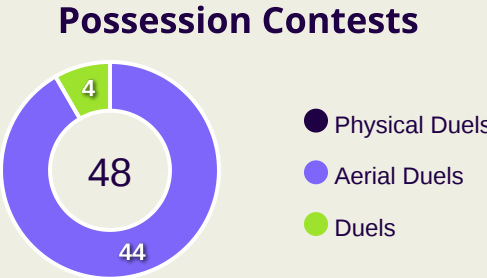
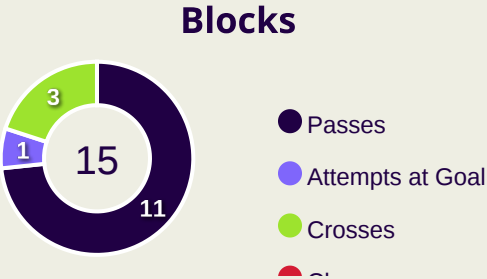
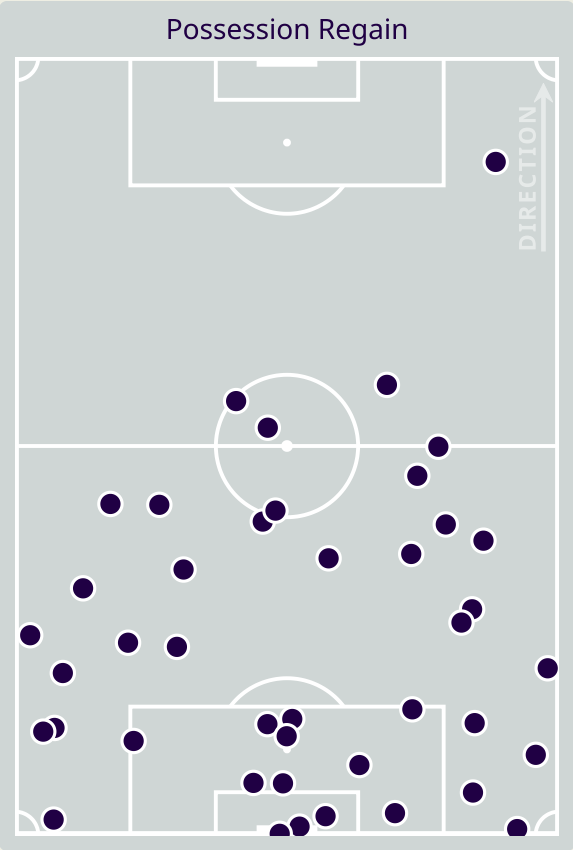
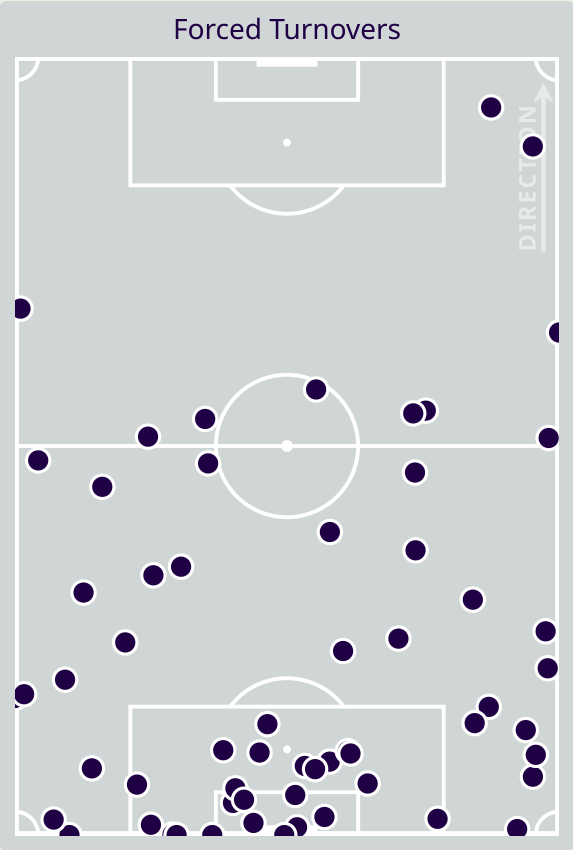
Interceptions

38

Tackles

2.87

Possession Actions / Defensive Action



Most Possession Regains

10

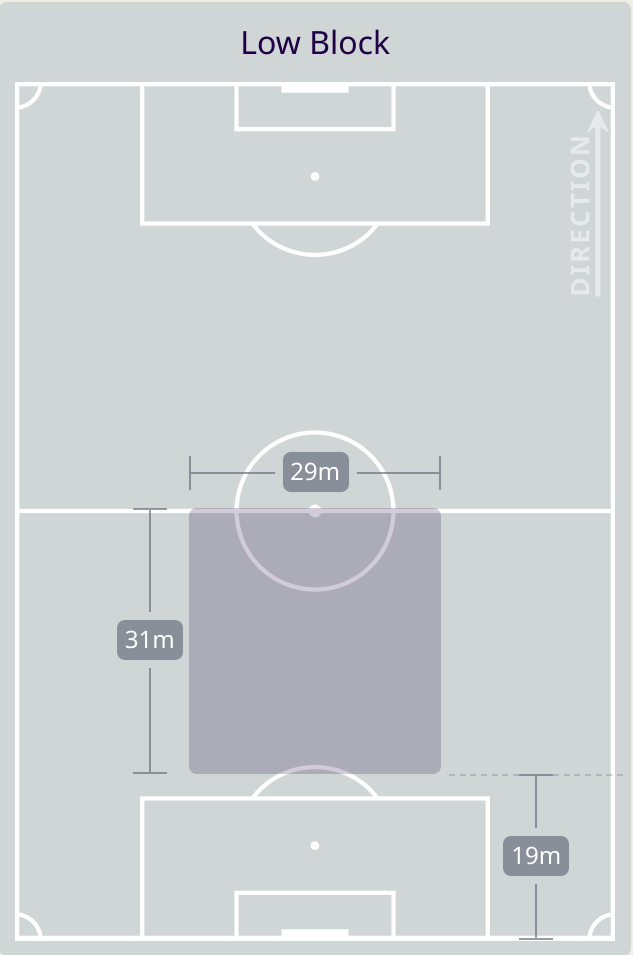
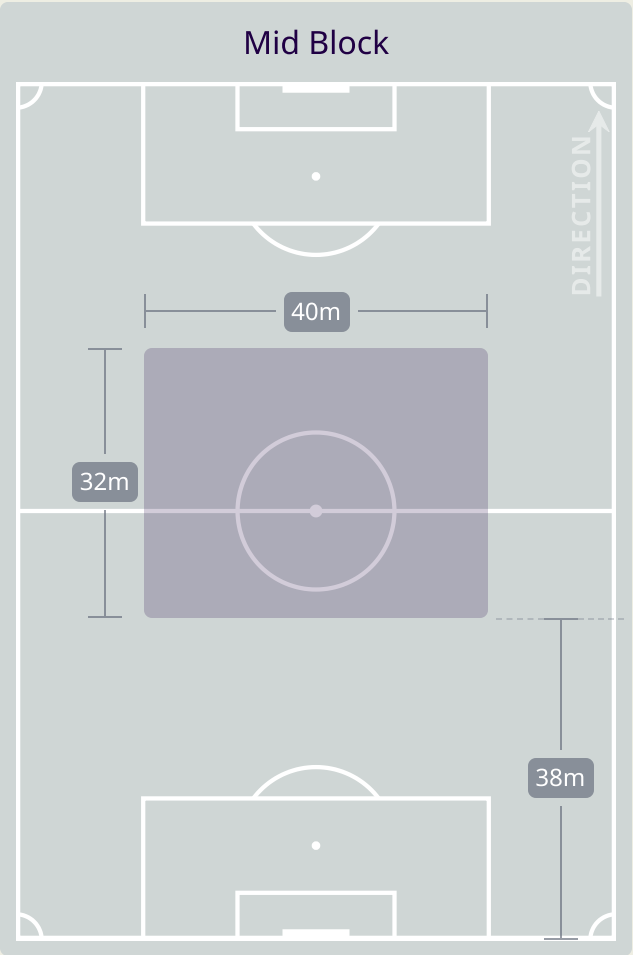
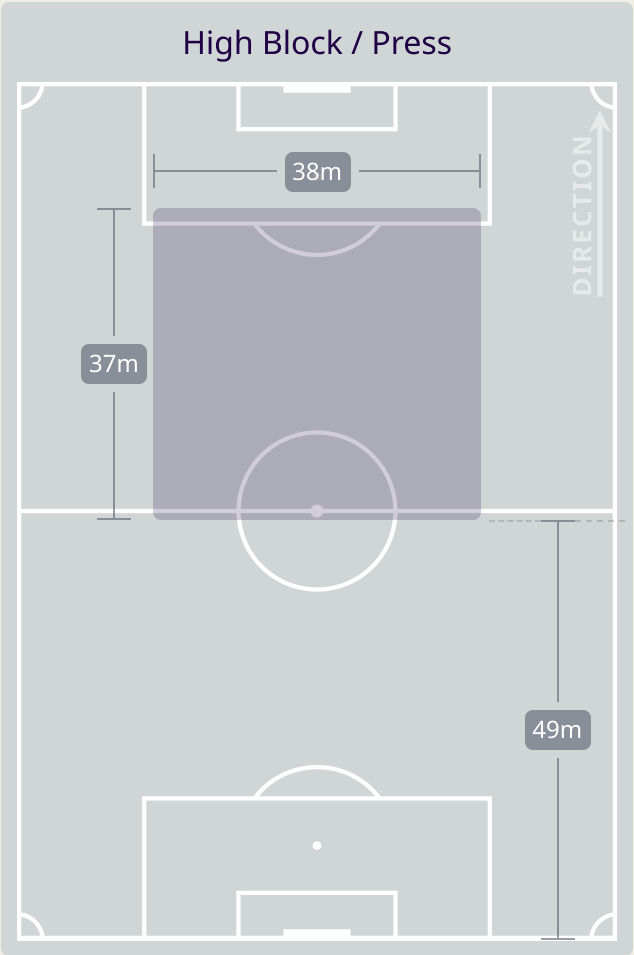
KHAMMAI Patiwat  
GOALKEEPER



#	Player	Total Possession Regains
23	KHAMMAI Patiwat	10
3	BUNMATHAN Theerathon	0
4	DOLAH Elias	8
7	SARACHAT Supachok	1
9	CHAIDED Supachai	2
10	MUEANTA Suphanat	1
11	PHALA Bordin	1
12	MICKELSON Nicholas	4
17	HEMVIBOON Pansa	8
18	POMPHAN Weerathep	1
25	CHAMRATSAMEE Peeradon	3
6	YOOYEN Sarach	1
13	WONGGORN Jaroensak	2
19	CHAROENRATTANAPIROM Pathompon	0
21	BUREERAT Suphanan	1

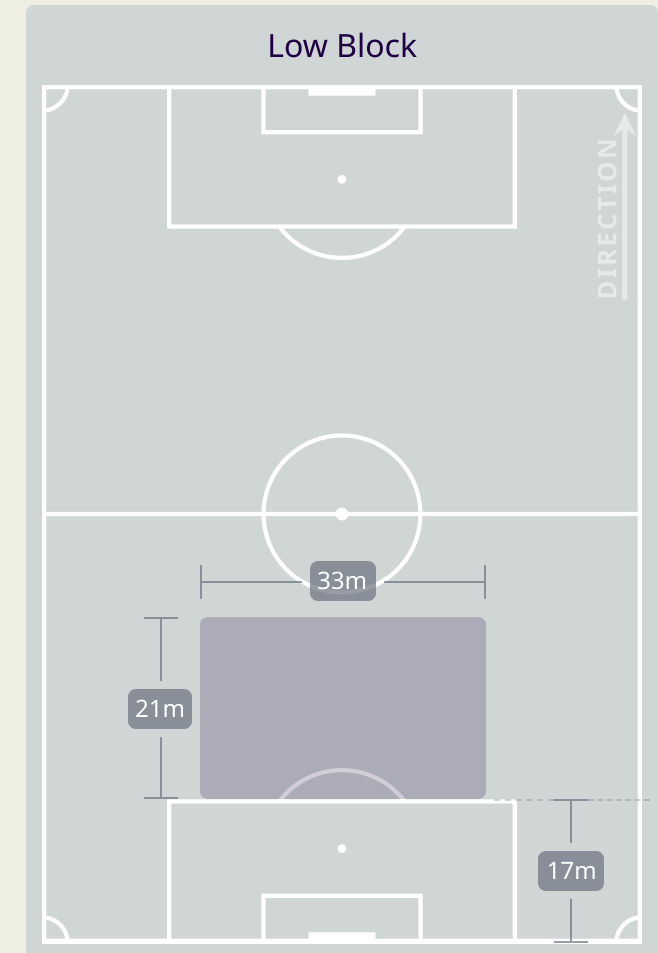
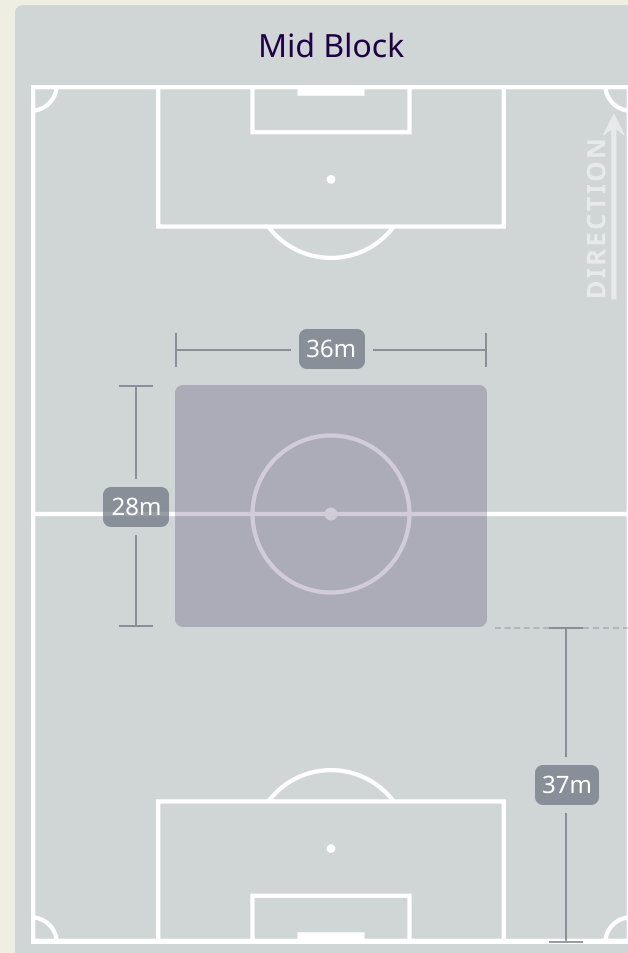
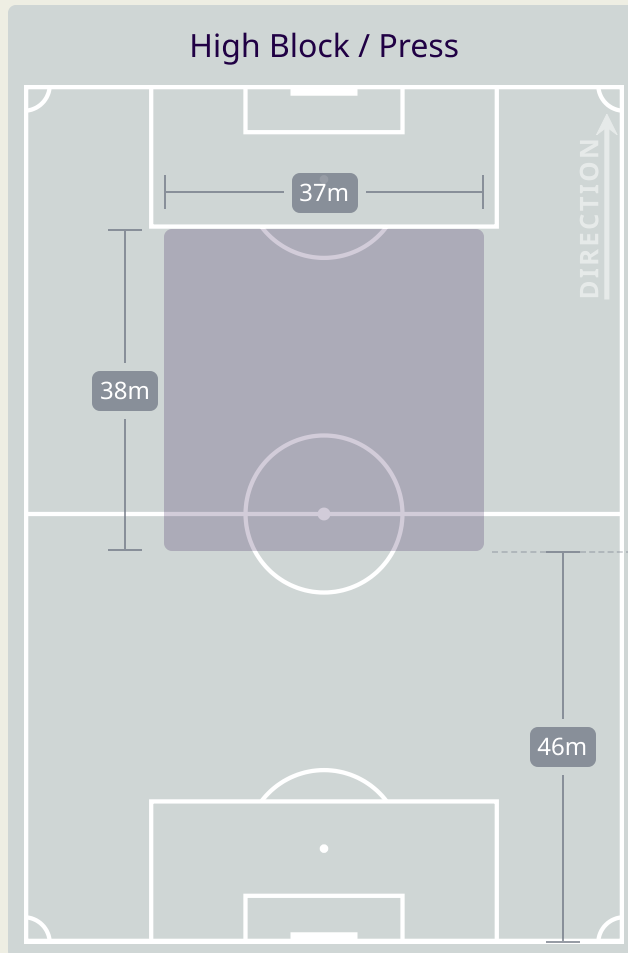


# Defensive Line Height & Team Length





## Defensive Line Height & Team Length

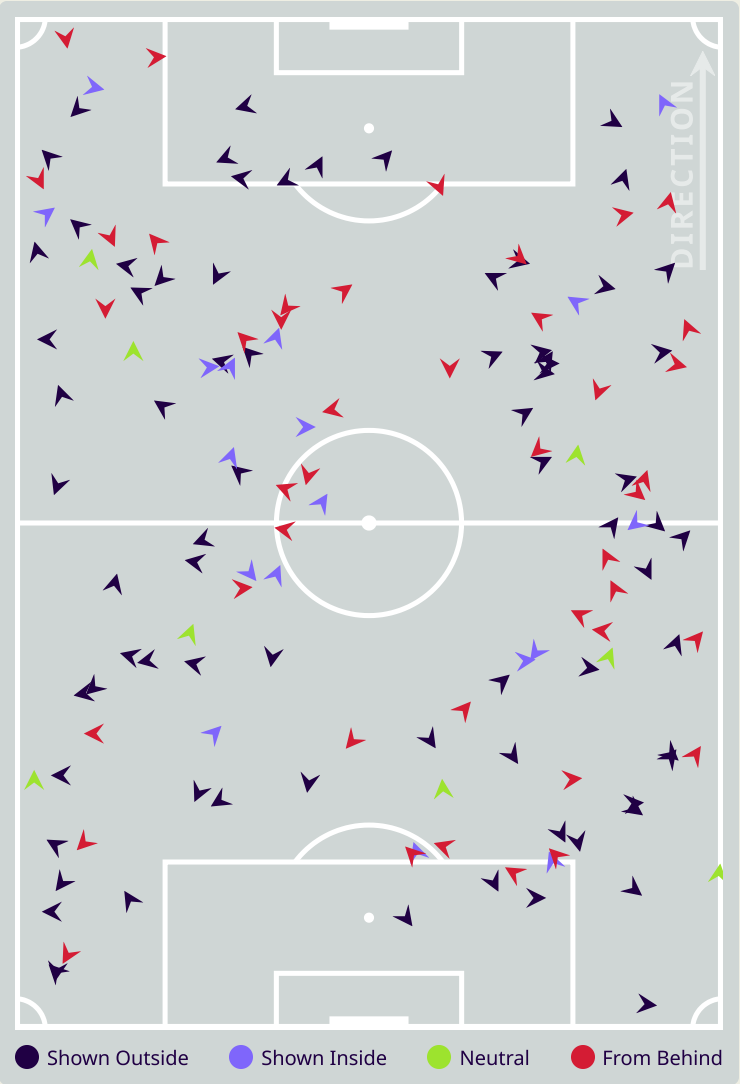




Defensive Pressure



Oman



144	Total Pressures	257
37	Direct Pressures	65
1.31s	Avg Pressure Duration	1.61s
58	Forced Turnovers	60
6.29s	Ball Recovery Time	17.85s
63	Pushing on into Pressing	109
113	Pushing on	245
18	Pressing Direction Inside	26
75	Pressing Direction Outside	146

Most Direct Pressures

8

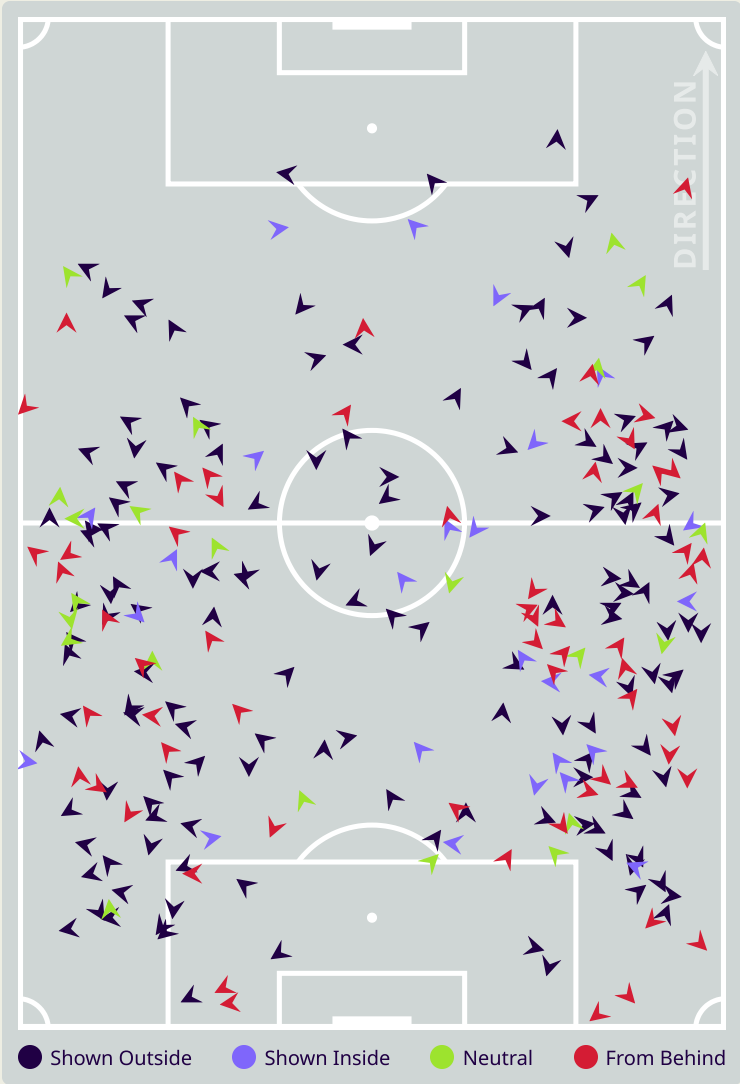
AL SAADI Harib  
DEFENSIVE MIDFIELD CENTRE

Most Direct Pressures

12

SARACHAT Supachok  
ATTACKING MIDFIELD

Thailand





# GOALKEEPING



Oman v Thailand

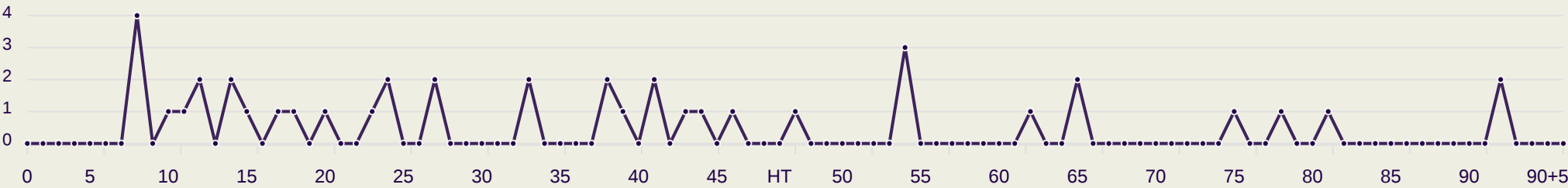


# Goalkeeping Involvement



Oman

Oman GK Involvement Timeline



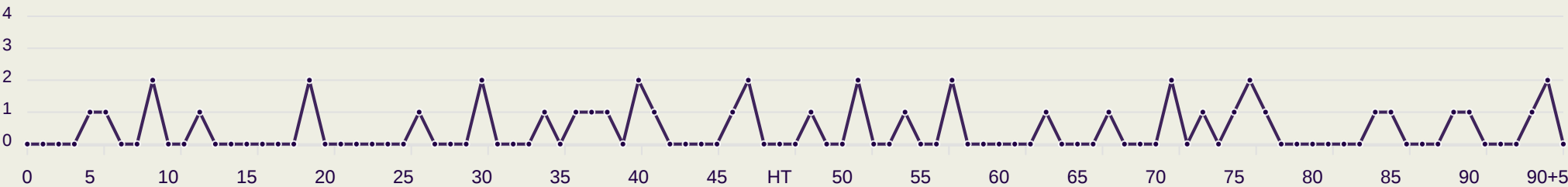
43

Total Involvements



Thailand

Thailand GK Involvement Timeline

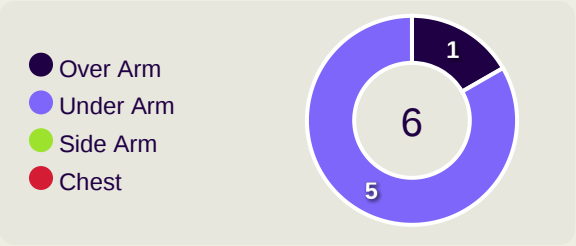
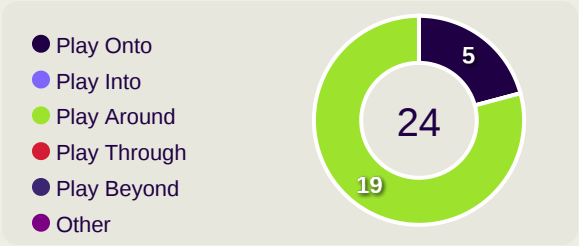
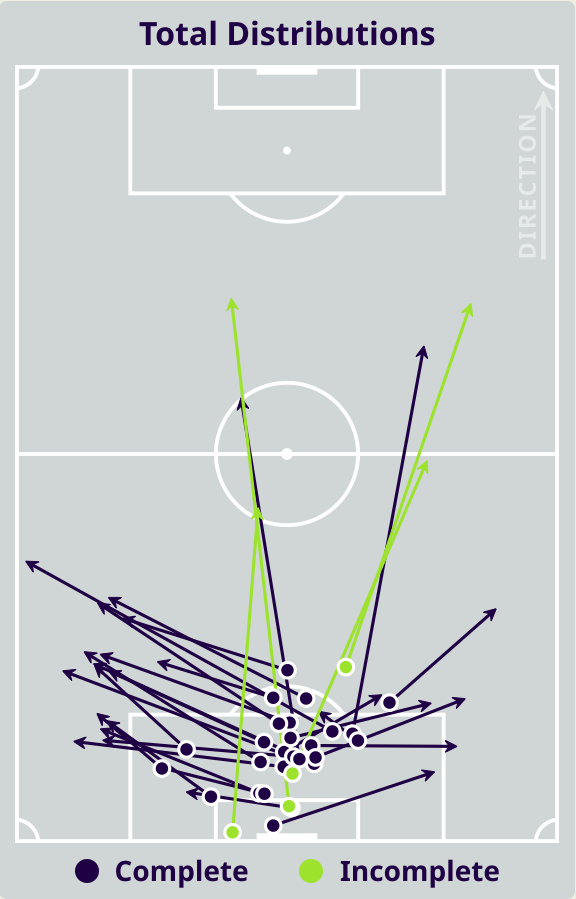
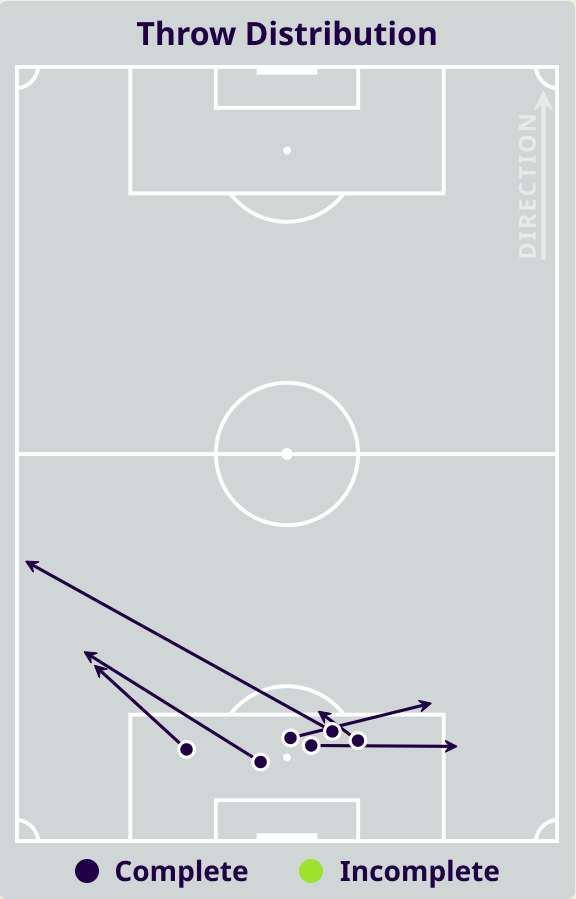
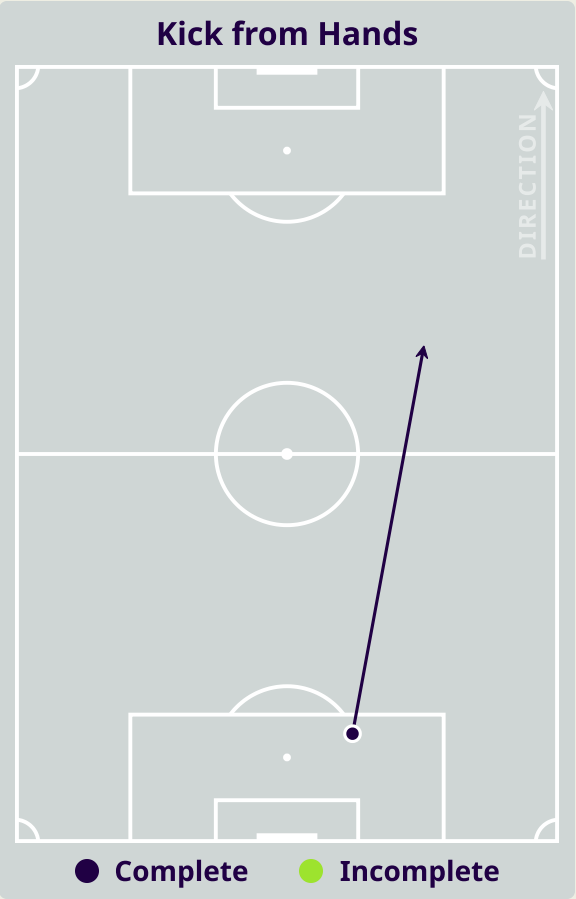
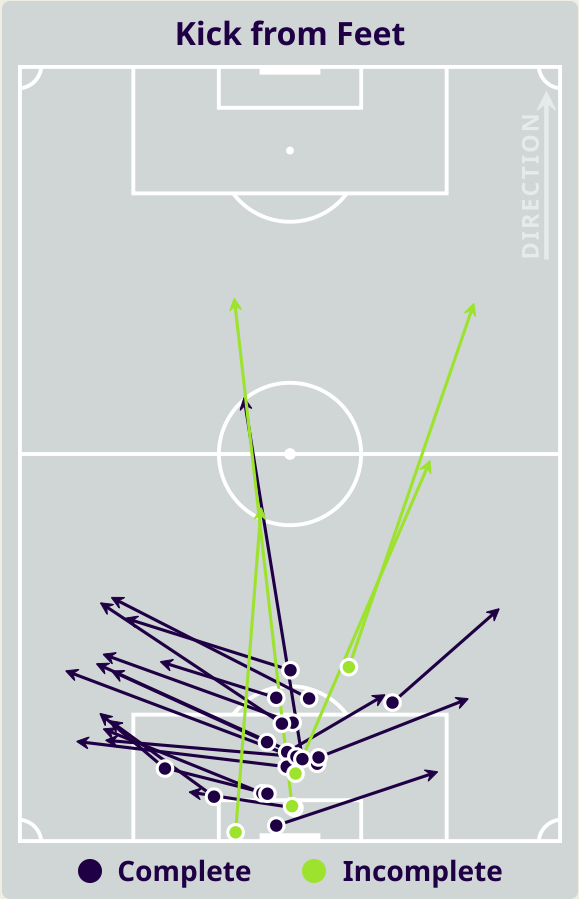


42

Total Involvements

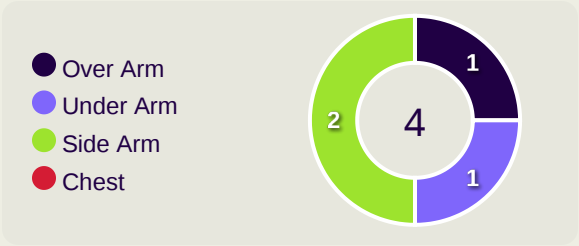
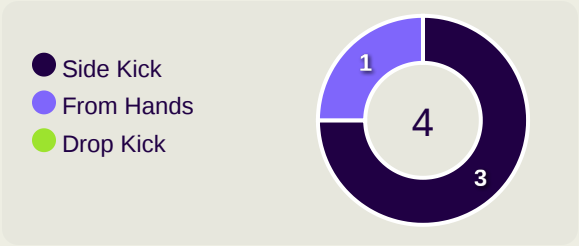
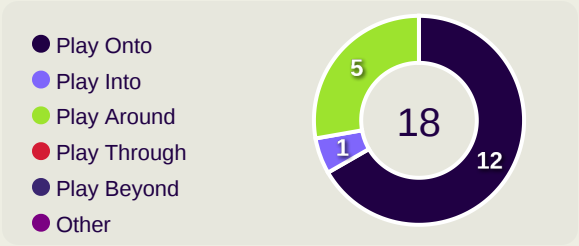
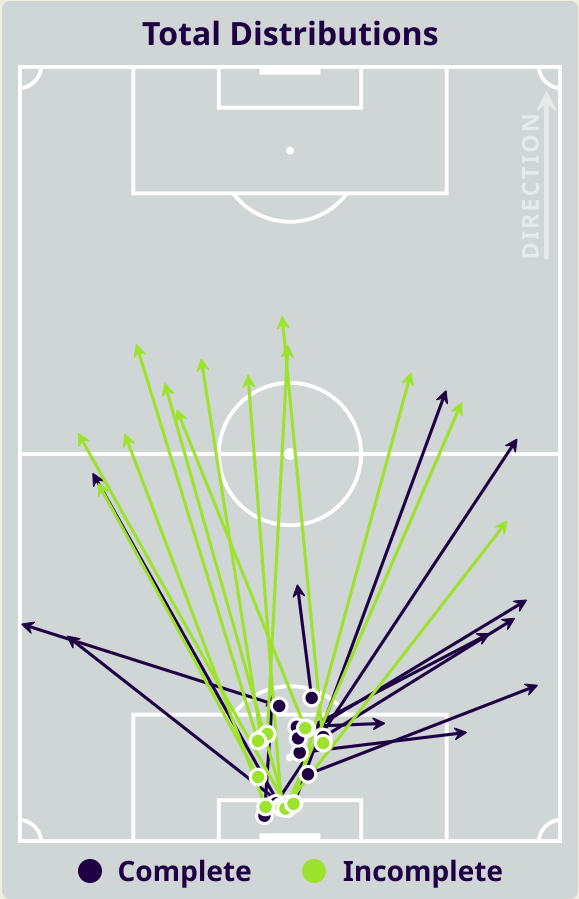
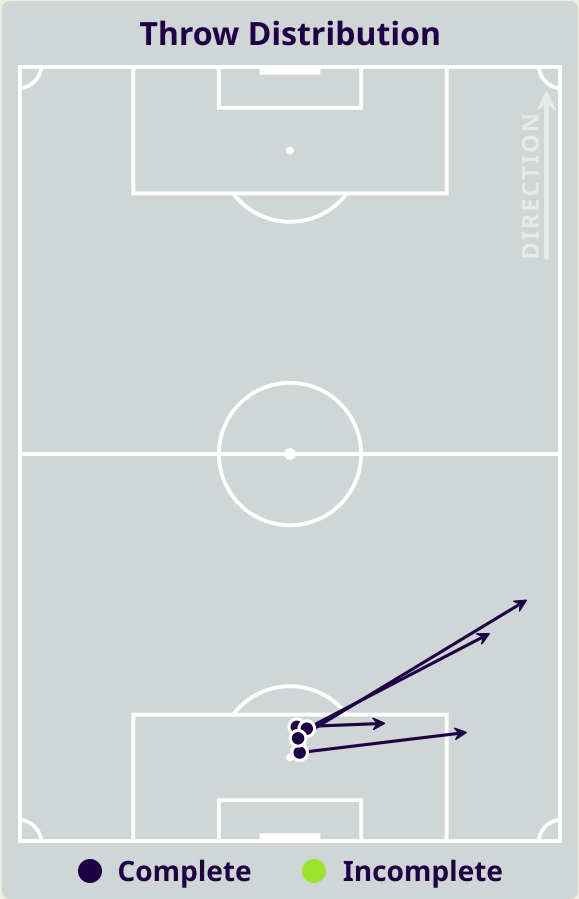
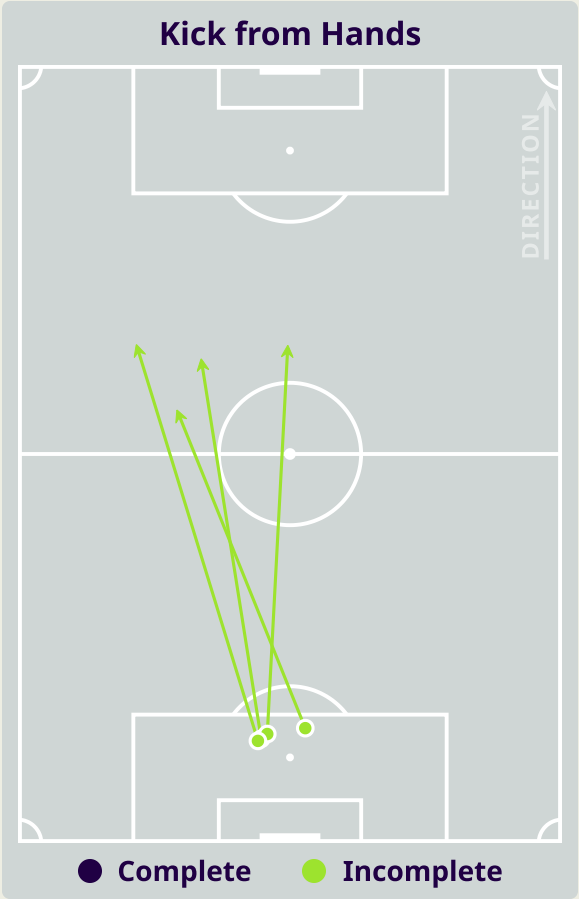
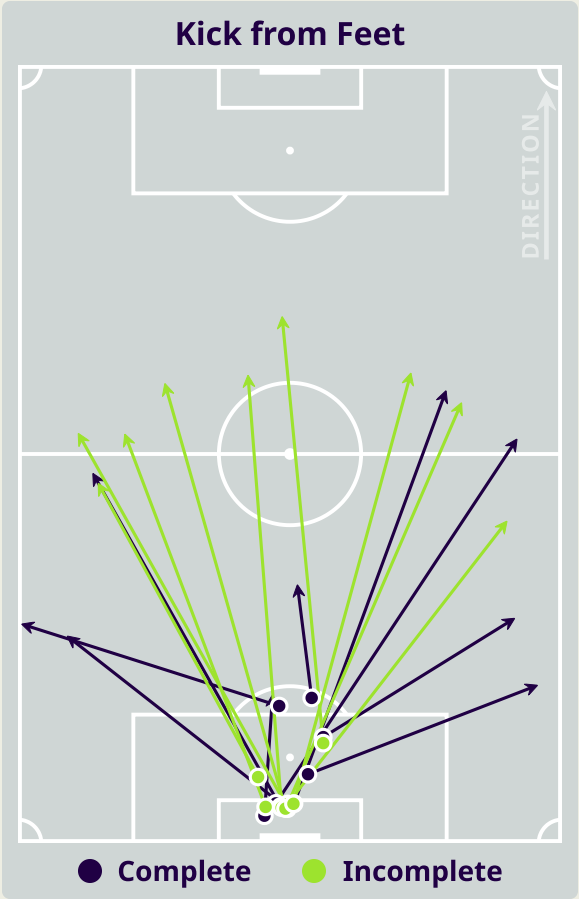


# Goalkeeping Distribution



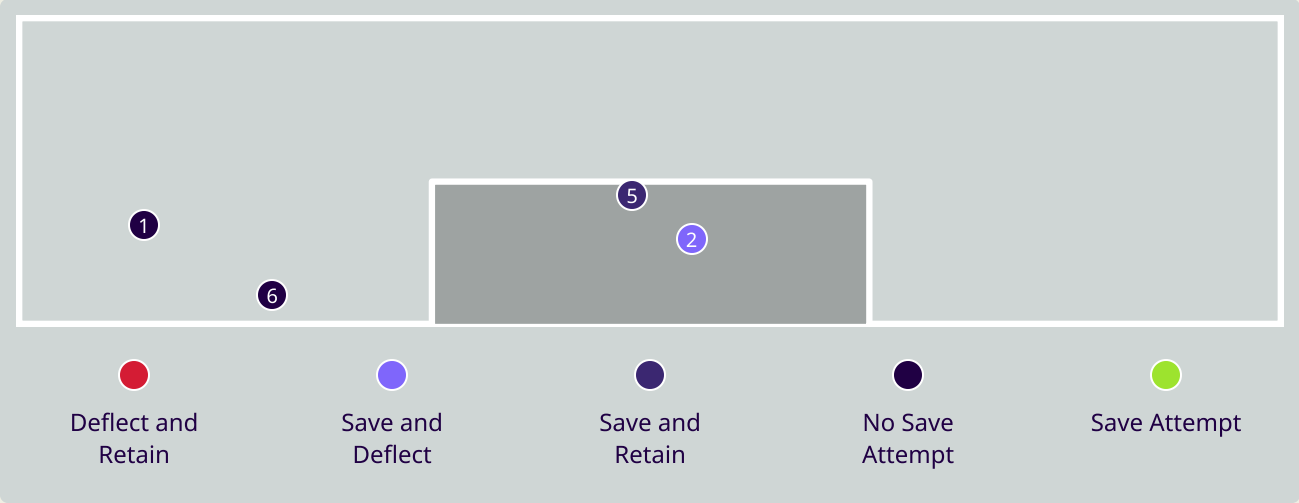
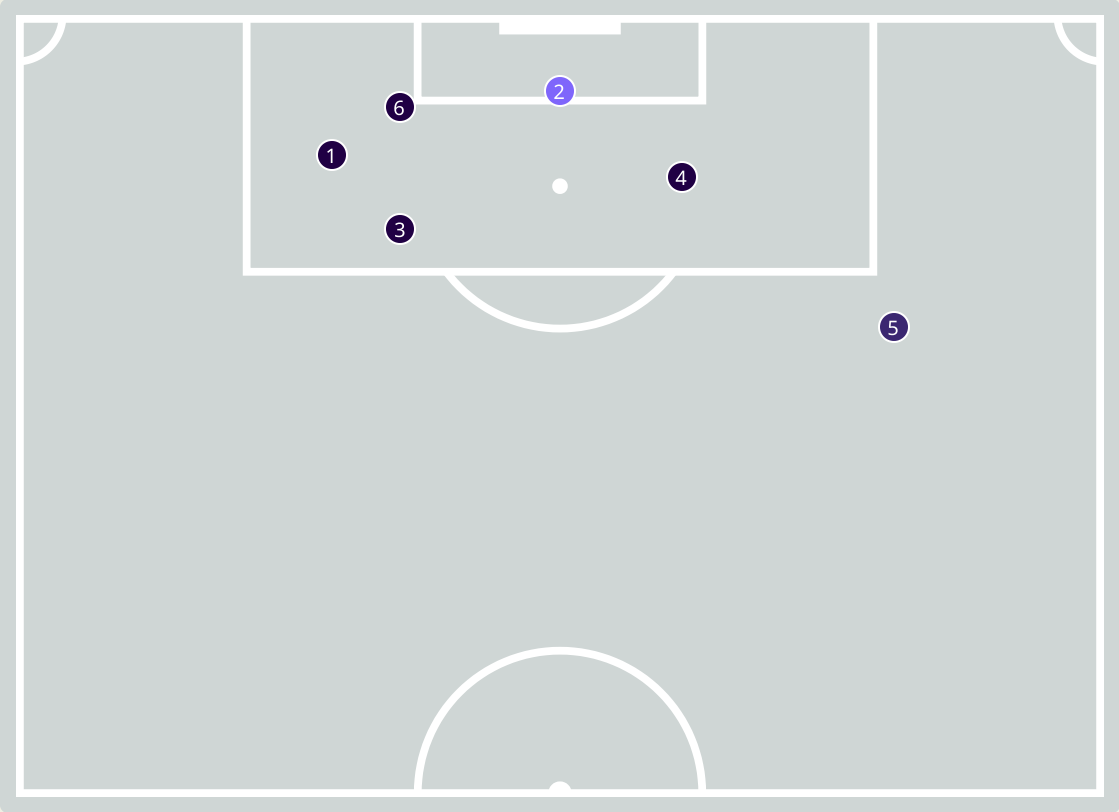


# Goalkeeping Distribution





Goal Prevention

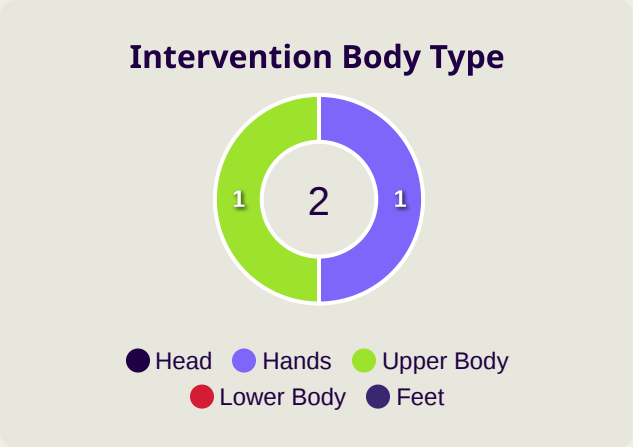
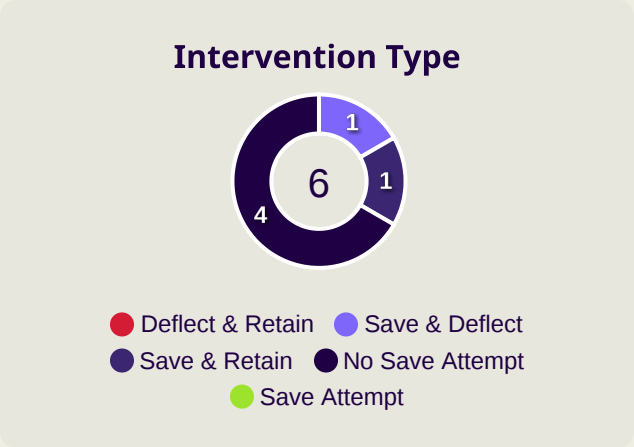


6

Total Attempts on Goal Faced

100

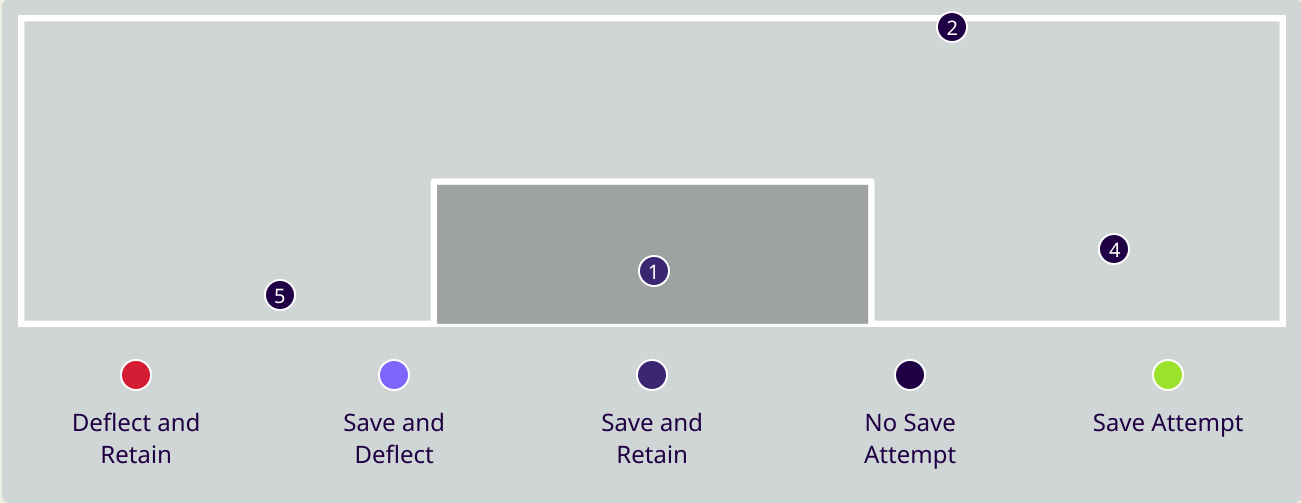
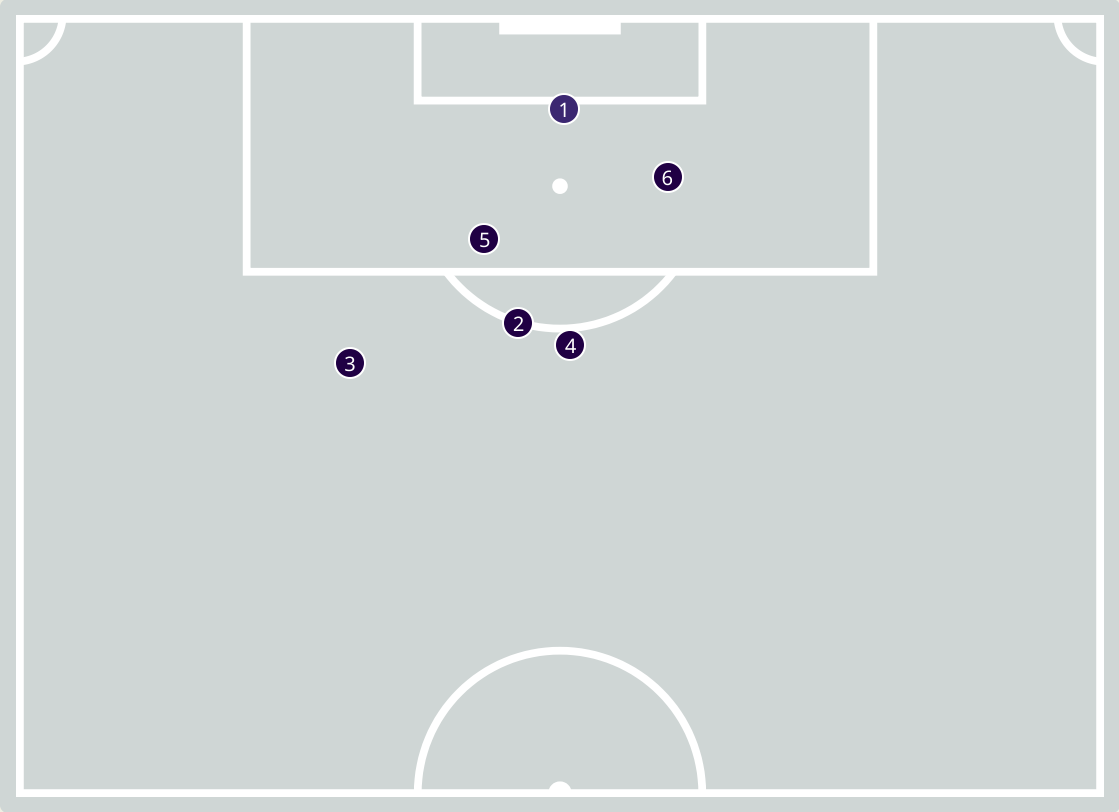
Save %



Total Attempts on Goal Faced	Total Goal Interventions	Save & Retain	Deflect & Retain	Save & Deflect	Save Attempt	No Save Attempt
6	2	1	0	1	0	4



Goal Prevention

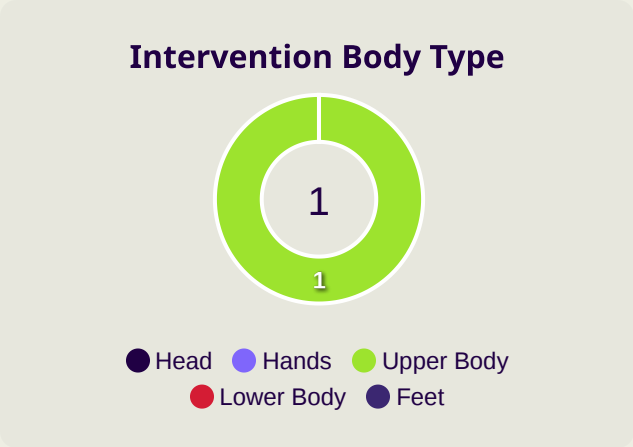
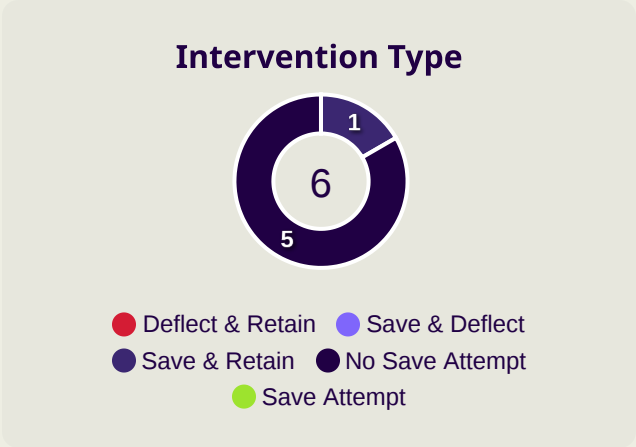


6

Total Attempts on Goal Faced

100

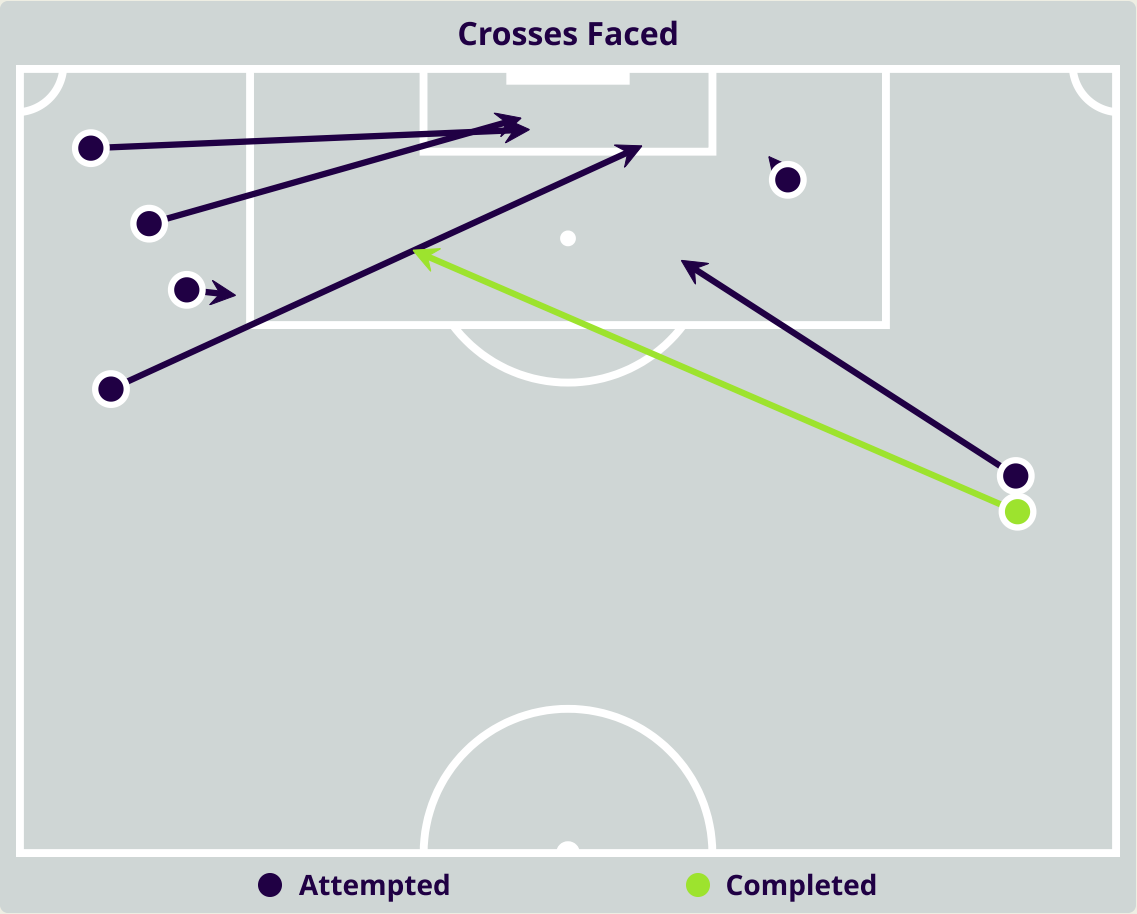

Save %



Total Attempts on Goal Faced	Total Goal Interventions	Save & Retain	Deflect & Retain	Save & Deflect	Save Attempt	No Save Attempt
6	1	1	0	0	0	5



Aerial Control

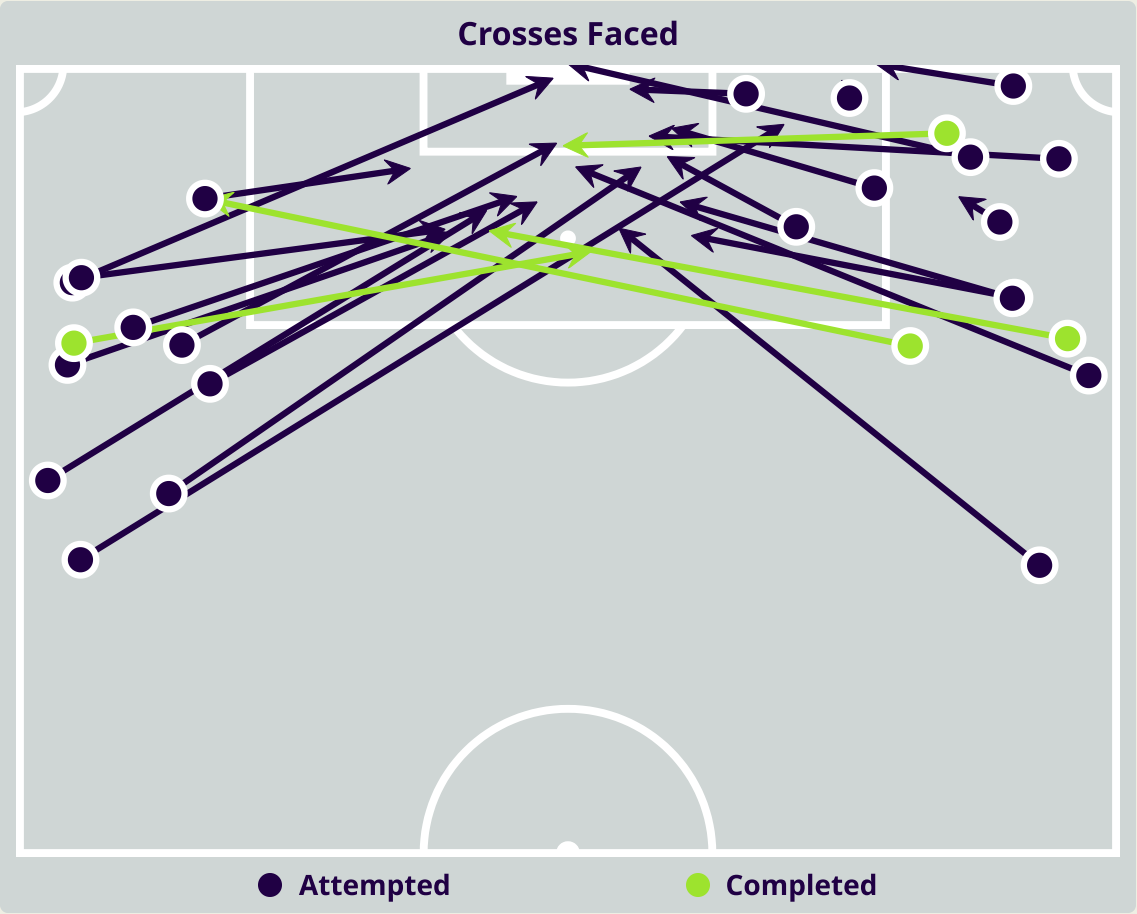



Delivery Types Faced

Total	In Swing	Out Swing	Driven	Lofted	Cutback	Push
13	4	7	0	1	0	1



Aerial Control



Delivery Types Faced

Total	In Swing	Out Swing	Driven	Lofted	Cutback	Push
34	1	12	4	15	0	2



# SET PLAYS



Oman v Thailand



# Set Plays



Free Kicks	
Type	Total
Direct	18
Direct (on target)	0
Direct (off target)	0
Indirect	2

Corners			
Delivery Type	From Left Side	From Right Side	Total
Direct to Area	2	4	6
Short	1	0	1

Edge of Penalty Area	0	0	0
----------------------	---	---	---

Corners	
Delivery Style	Total
Inswing	1
Outswing	2
Driven	1



Set Plays



37

Total Set Plays

9

Total Free Kicks

0

Total Penalties

4

Total Corners

24

Total Throw Ins

Free Kicks	
Type	Total
Direct	9
Direct (on target)	1
Direct (off target)	0
Indirect	0

Corners			
Delivery Type	From Left Side	From Right Side	Total
Direct to Area	3	1	4
Short	0	0	0

Edge of Penalty Area	0	0	0
----------------------	---	---	---

Corners	
Delivery Style	Total
Inswing	2
Outswing	2
Driven	0



# INDIVIDUAL DATA IN POSSESSION



Oman v Thailand



In Possession - Distributions



#	Player	Passes Attempted	Passes Completed	Pass Completion %	Switches of Play	Crosses Attempted	Crosses Completed	Line Breaks Attempted	Line Breaks Completed	Line Break Completion %	Ball Progressions	Take Ons	Step Ins	Attempts at Goal	Goals
1	AL MUKHAINI Ibrahim	31	27	87%	0	0	0	6	2	33%	0	0	0	0	0
4	AL ALAWI Arshad	73	65	89%	2	2	1	22	17	77%	0	0	0	0	0
6	AL KHAMISI Ahmed	102	95	93%	8	0	0	25	23	92%	0	0	0	0	0
7	AL SABHI Issam	5	3	60%	0	0	0	0	0	0%	0	0	0	1	0
10	AL YAHMADI Jameel	67	61	91%	0	9	2	12	10	83%	0	0	0	0	0
11	AL GHASSANI Muhsen	6	5	83%	0	0	0	0	0	0%	0	0	0	0	0
12	FAWAZ Abdullah	38	31	82%	0	2	0	7	3	42%	1	0	1	1	0
14	AL KAABI Ahmed	80	69	86%	0	7	2	35	25	71%	1	0	1	0	0
16	AL BRAIKI Khalid	91	83	91%	2	1	0	18	12	66%	0	0	0	1	0
20	AL YAHYAEI Salaah	57	50	88%	2	10	1	13	9	69%	4	4	0	1	0
23	AL SAADI Harib	50	47	94%	0	0	0	8	7	87%	0	0	0	0	0
8	AL AGHBARI Zahir	15	14	93%	1	3	0	6	5	83%	1	1	0	1	0
9	AL MALKI Omar	2	2	100%	0	0	0	0	0	0%	0	0	0	1	0
25	AL MASHRAFI Abdallah	0	0	0%	0	0	0	0	0	0%	0	0	0	0	0
26	AL MUSHAIFRI Abdulrahman	9	7	78%	0	0	0	1	1	100%	0	0	0	0	0



In Possession - Offers & Receptions



			Offer movement types						
#	Player	Total Offers	In Front	In Between	Out to In	In to Out	In Behind	No Movement	Offers Received
1	AL MUKHAINI Ibrahim	1	0	0	0	0	1	0	1
4	AL ALAWI Arshad	32	15	1	0	0	7	9	17
6	AL KHAMISI Ahmed	16	0	0	0	0	10	6	13
7	AL SABHI Issam	26	0	1	1	1	22	1	3
10	AL YAHMADI Jameel	34	9	2	1	3	4	15	21
11	AL GHASSANI Muhsen	26	0	3	0	1	21	1	7
12	FAWAZ Abdullah	34	7	6	2	5	3	11	20
14	AL KAABI Ahmed	26	10	0	0	0	1	15	10
16	AL BRAIKI Khalid	22	3	0	0	0	8	11	16
20	AL YAHYAEI Salaah	103	21	31	2	8	23	18	42
23	AL SAADI Harib	18	4	5	1	0	0	8	4
8	AL AGHBARI Zahir	18	3	3	2	3	1	6	13
9	AL MALKI Omar	9	4	3	0	0	2	0	1
25	AL MASHRAFI Abdallah	0	0	0	0	0	0	0	0
26	AL MUSHAIFRI Abdulrahman	22	5	4	0	3	7	3	6



In Possession - Distributions



#	Player	Passes Attempted	Passes Completed	Pass Completion %	Switches of Play	Crosses Attempted	Crosses Completed	Line Breaks Attempted	Line Breaks Completed	Line Break Completion %	Ball Progressions	Take Ons	Step Ins	Attempts at Goal	Goals
23	KHAMMAI Patiwat	26	13	50%	0	0	0	20	8	40%	0	0	0	0	0
3	BUNMATHAN Theerathon	50	38	76%	0	4	2	35	25	71%	2	1	1	1	0
4	DOLAH Elias	20	16	80%	0	0	0	12	8	66%	0	0	0	1	0
7	SARACHAT Supachok	25	15	60%	0	1	0	9	4	44%	2	2	0	0	0
9	CHAIDED Supachai	23	14	61%	0	1	0	3	1	33%	1	1	0	2	0
10	MUEANTA Suphanat	9	5	56%	0	1	0	4	3	75%	4	2	2	0	0
11	PHALA Bordin	15	10	67%	0	2	0	3	1	33%	1	0	1	1	0
12	MICKELSON Nicholas	39	32	82%	0	2	1	8	3	37%	2	2	0	0	0
17	HEMVIBOON Pansa	15	13	87%	0	0	0	4	2	50%	0	0	0	0	0
18	POMPHAN Weerathep	20	15	75%	0	1	1	7	5	71%	0	0	0	0	0
25	CHAMRATSAMEE Peeradon	34	29	85%	1	1	0	11	8	72%	3	0	3	1	0
6	YOOYEN Sarach	0	0	0%	0	0	0	0	0	0%	0	0	0	0	0
13	WONGGORN Jaroensak	6	3	50%	0	0	0	3	1	33%	0	0	0	0	0
19	CHAROENRATTANAPIROM Pathompon	3	3	100%	0	0	0	1	1	100%	0	0	0	0	0
21	BUREERAT Suphanan	2	2	100%	0	0	0	0	0	0%	0	0	0	0	0



In Possession - Offers & Receptions



			Offer movement types						
#	Player	Total Offers	In Front	In Between	Out to In	In to Out	In Behind	No Movement	Offers Received
23	KHAMMAI Patiwat	0	0	0	0	0	0	0	0
3	BUNMATHAN Theerathon	12	6	3	0	0	0	3	9
4	DOLAH Elias	5	0	0	0	0	3	2	2
7	SARACHAT Supachok	21	3	8	1	3	4	2	7
9	CHAIDED Supachai	28	1	10	1	0	13	3	10
10	MUEANTA Suphanat	23	0	3	1	0	19	0	3
11	PHALA Bordin	15	0	1	1	0	8	5	8
12	MICKELSON Nicholas	13	2	0	0	0	5	6	9
17	HEMVIBOON Pansa	2	0	0	0	0	2	0	1
18	POMPHAN Weerathep	6	1	4	0	0	0	1	2
25	CHAMRATSAMEE Peeradon	12	4	7	0	0	0	1	10
6	YOOYEN Sarach	1	0	1	0	0	0	0	0
13	WONGGORN Jaroensak	8	0	0	1	0	7	0	3
19	CHAROENRATTANAPIROM Pathompon	1	0	0	0	0	1	0	0
21	BUREERAT Suphanan	2	0	0	0	0	1	1	0



# INDIVIDUAL DATA OUT OF POSSESSION



Oman v Thailand



Out of Possession



#	Player	Tackles Made / Won	Blocks	Interceptions	Pressing Direct	Pressing Indirect	Duels Won - Aerial	Duels Won - Physical	Possession Contests won	Clearances	Loose Ball Receptions	Pushing On	Pushing On into Pressing	Possession Regains	Possession Interrupted
1	AL MUKHAINI Ibrahim	0 / 0	0	0	0	0	0	0	0	1	2	0	0	8	0
4	AL ALAWI Arshad	4 / 1	3	0	5	7	3	0	3	0	1	16	9	4	1
6	AL KHAMISI Ahmed	1 / 0	2	1	2	5	4	0	4	7	3	4	1	9	3
7	AL SABHI Issam	4 / 0	0	0	5	13	5	0	5	0	1	18	11	0	0
10	AL YAHMADI Jameel	0 / 0	0	3	2	11	1	0	1	2	5	8	6	4	1
11	AL GHASSANI Muhsen	0 / 0	0	1	0	8	1	0	1	0	0	9	4	1	0
12	FAWAZ Abdullah	0 / 0	0	0	1	16	3	0	3	2	6	11	9	2	2
14	AL KAABI Ahmed	3 / 1	1	0	2	2	1	0	1	3	6	4	0	3	2
16	AL BRAIKI Khalid	2 / 0	4	0	2	7	3	0	3	14	6	5	1	9	7
20	AL YAHYAEI Salaah	4 / 1	1	0	6	17	0	0	1	0	9	14	8	4	2
23	AL SAADI Harib	6 / 0	2	1	8	7	4	0	5	4	7	18	8	5	4
8	AL AGHBARI Zahir	2 / 0	1	0	3	4	1	0	1	1	2	3	3	2	2
9	AL MALKI Omar	0 / 0	0	0	0	7	0	0	0	0	0	3	3	0	0
25	AL MASHRAFI Abdallah	0 / 0	0	0	0	0	0	0	0	0	0	0	0	0	0
26	AL MUSHAIFRI Abdulrahman	0 / 0	0	0	1	3	1	0	1	0	0	0	0	0	0



Out of Possession



#	Player	Tackles Made / Won	Blocks	Interceptions	Pressing Direct	Pressing Indirect	Duels Won - Aerial	Duels Won - Physical	Possession Contests won	Clearances	Loose Ball Receptions	Pushing On	Pushing On into Pressing	Possession Regains	Possession Interrupted
23	KHAMMAI Patiwat	0 / 0	0	0	0	0	0	0	0	0	3	0	0	10	0
3	BUNMATHAN Theerathon	3 / 0	1	0	4	15	0	0	0	2	8	28	14	0	3
4	DOLAH Elias	5 / 2	0	2	7	2	5	0	5	3	3	4	1	8	3
7	SARACHAT Supachok	8 / 0	2	0	12	26	0	0	0	0	5	31	14	1	1
9	CHAIDED Supachai	0 / 0	1	1	2	24	4	0	4	1	4	22	13	2	1
10	MUEANTA Suphanat	2 / 0	2	1	7	48	1	0	2	2	4	27	19	1	2
11	PHALA Bordin	0 / 0	1	1	2	22	0	0	0	0	1	19	12	1	0
12	MICKELSON Nicholas	4 / 2	1	0	6	1	1	0	1	3	4	14	3	4	5
17	HEMVIBOON Pansa	0 / 0	1	0	1	2	3	0	3	11	0	4	3	8	5
18	POMPHAN Weerathep	7 / 0	1	0	11	18	1	0	2	4	5	53	13	1	5
25	CHAMRATSAMEE Peeradon	5 / 1	2	1	7	18	1	0	1	4	5	28	11	3	5
6	YOOYEN Sarach	1 / 0	0	0	2	2	0	0	0	0	0	4	1	1	0
13	WONGGORN Jaroensak	1 / 0	2	0	2	8	0	0	0	0	0	3	2	2	0
19	CHAROENRATTANAPIROM Pathompon	0 / 0	1	0	0	6	0	0	0	1	1	3	3	0	1
21	BUREERAT Suphanan	2 / 0	0	0	2	0	0	0	0	1	1	5	0	1	0



# INDIVIDUAL DATA PHYSICAL



Oman v Thailand



Physical Data



#	Player	Total Distance (m)	Zone 1: 0-7 km/h (m)	Zone 2: 7-15 km/h (m)	Zone 3: 15-20 km/h (m)	Zone 4: 20-25 km/h (m)	Zone 5: 25+ km/h (m)	High Speed Runs (Zone 4)	Sprints (Zone 5)	Top Speed (km/h)
1	AL MUKHAINI Ibrahim	4182.0	3407.4	618.4	123.1	33.0	0	7.0	0	23.6
4	AL ALAWI Arshad	7548.0	2995.0	2813.0	995.4	557.7	186.9	60.0	12.0	30.3
6	AL KHAMISI Ahmed	9572.6	3842.3	4445.3	911.4	261.0	112.6	42.0	10.0	31.7
7	AL SABHI Issam	8498.1	3243.2	3459.8	1034.8	493.9	266.4	72.0	17.0	34.3
10	AL YAHMADI Jameel	11080.6	3906.5	4455.7	1709.2	743.7	265.4	94.0	16.0	32.3
11	AL GHASSANI Muhsen	10044.1	4244.9	3748.4	1198.6	523.6	328.6	83.0	20.0	33.6
12	FAWAZ Abdullah	7954.5	2556.9	3320.8	1553.5	421.5	101.8	49.0	6.0	29.8
14	AL KAABI Ahmed	9763.5	3713.2	4287.6	1095.4	471.4	195.9	60.0	9.0	32.7
16	AL BRAIKI Khalid	10589.0	3889.1	4901.7	1186.6	460.4	151.2	58.0	10.0	30.9
20	AL YAHYAEI Salaah	12478.6	3957.2	5651.7	2135.6	512.5	221.5	61.0	13.0	32.0
23	AL SAADI Harib	10806.7	3598.1	4909.1	1791.5	438.5	69.6	55.0	9.0	28.8
8	AL AGHBARI Zahir	3427.3	1194.5	1424.9	549.4	199.0	59.4	28.0	5.0	29.3
9	AL MALKI Omar	1844.2	755.9	672.4	329.5	82.9	3.5	10.0	1.0	25.4
25	AL MASHRAFI Abdallah	942.1	178.1	479.6	153.7	82.5	48.3	13.0	5.0	28.6
26	AL MUSHAIFRI Abdulrahman	3484.6	1057.5	1551.9	604.9	237.4	32.8	29.0	4.0	29.4



Physical Data



#	Player	Total Distance (m)	Zone 1: 0-7 km/h (m)	Zone 2: 7-15 km/h (m)	Zone 3: 15-20 km/h (m)	Zone 4: 20-25 km/h (m)	Zone 5: 25+ km/h (m)	High Speed Runs (Zone 4)	Sprints (Zone 5)	Top Speed (km/h)
23	KHAMMAI Patiwat	4195.1	3594.2	557.9	34.1	8.9	0	1.0	0	23.6
3	BUNMATHAN Theerathon	10025.2	3933.1	4179.7	1252.8	553.9	105.8	64.0	8.0	30.0
4	DOLAH Elias	10036.0	4206.9	4356.2	869.3	410.3	193.3	53.0	12.0	31.6
7	SARACHAT Supachok	11256.0	3676.5	4763.0	1822.5	708.7	285.3	93.0	20.0	33.6
9	CHAIDED Supachai	12050.2	3661.0	5672.3	2060.0	506.5	150.5	58.0	8.0	31.0
10	MUEANTA Suphanat	10145.1	3266.4	4368.4	1382.6	743.9	383.8	95.0	22.0	34.1
11	PHALA Bordin	8416.3	3156.6	3070.7	1297.5	603.7	287.7	75.0	18.0	32.0
12	MICKELSON Nicholas	10748.4	3699.4	4994.5	1272.6	530.4	251.5	64.0	12.0	32.9
17	HEMVIBOON Pansa	9309.3	4381.5	3417.8	1004.9	406.8	98.3	45.0	13.0	28.6
18	POMPHAN Weerathep	10096.8	2998.6	5232.5	1425.4	411.1	29.2	40.0	5.0	28.7
25	CHAMRATSAMEE Peeradon	10094.1	3485.0	4578.7	1426.2	519.1	85.1	56.0	7.0	28.6
6	YOOYEN Sarach	933.8	242.8	446.0	194.5	50.6	0	6.0	0	24.0
13	WONGGORN Jaroensak	2956.0	990.9	1303.5	431.0	205.7	25.0	30.0	4.0	26.3
19	CHAROENRATTANAPIROM Pathompon	1317.9	390.5	566.9	243.2	72.0	45.2	13.0	3.0	32.5
21	BUREERAT Suphanan	1291.5	380.1	562.2	220.7	87.1	41.3	10.0	3.0	28.6





AFC  
**ASIAN CUP**  
QATAR 2023™