



AFC
ASIAN CUP
QATAR 2023™



Qatar 1 - 0 China PR

Group A - Match 25

22 January 2024

18:00 Kick Off

Khalifa International Stadium

POST MATCH SUMMARY REPORT

Match Summary - Teams



Qatar

1 — 0

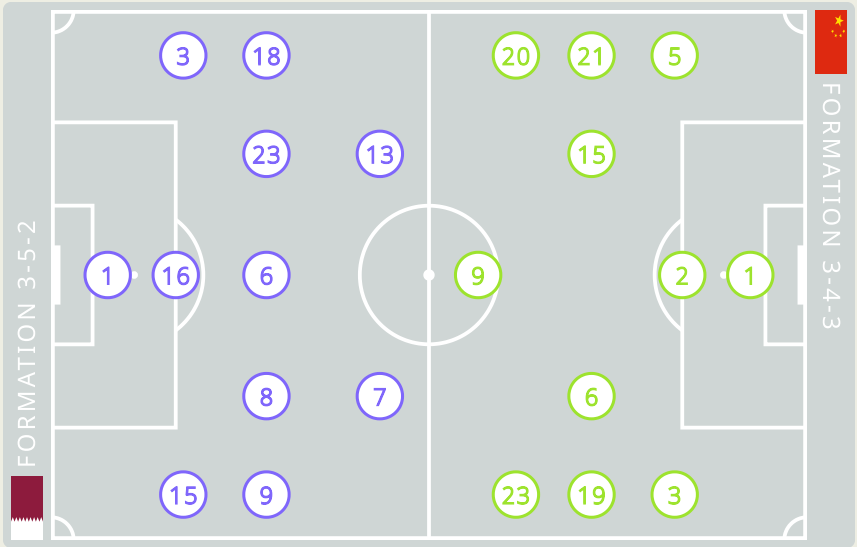


STARTING

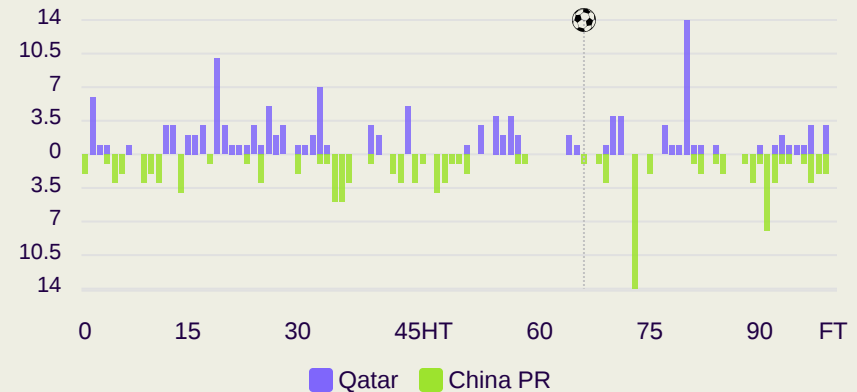
	1	GK	SAAD ALSHEEB (C)	↓ 45'
	3	DF	ALMAHDI ALI	
	6	MF	ABDULAZIZ HATEM	↓ 45'
	7	FW	AHMED ALAAELDIN	↓ 46'
	8	MF	ALI ASAD	
	9	FW	YUSUF ABDURISAG	↓ 64'
	13	FW	KHALID MUNEEB	80'
	15	DF	BASSAM ALRAWI	69'
	16	DF	BOUALEM KHOUKHI	
	18	DF	SULTAN ALBRAKE	
	23	MF	MOUSTAFA TAREK	↓ 64'

SUBSTITUTES

	21	GK	SALAH ZAKARIA	↑ 45'	↓ 64'
	22	GK	MESHAAL BARSHAM	↑ 64'	
	4	MF	MOHAMMED WAAD		
	5	DF	TAREK SALMAN		
	10	MF	HASSAN ALHAYDOS	↑ 64'	66'
	11	FW	AKRAM AFIF	↑ 64'	
	12	DF	LUCAS MENDES		
	14	DF	HOMAM AHMED		
	17	MF	ISMAIL MOHAMAD		
	19	FW	ALMOEZ ALI		
	20	MF	AHMED FATHY		
	24	DF	JASSEM GABER	↑ 45'	
	25	FW	AHMED ALGANEHI	↑ 46'	88'
	26	MF	KHALED MOHAMMED		



Distribution in the Final Third



STARTING

		YAN Junling	GK	1	
		JIANG Guangtai	DF	2	
		ZHU Chenjie	DF	3	
		ZHANG Linpeng	DF	5	
↓ 85'		WANG Shangyuan	MF	6	
		ZHANG Yuning	FW	9	
↓ 67'		(C) WU Xi	MF	15	
		LIU Yang	DF	19	
↓ 67'		WEI Shihao	MF	20	
↓ 45'		LIU Bin Bin	MF	21	
↓ 75'		LIN Liangming	DF	23	

SUBSTITUTES

		JIAN Tao	GK	12	
		WANG Dalei	GK	14	
		LIU Dianzuo	GK	25	
		LI Lei	DF	4	
↑ 67'		WU Lei	FW	7	
↑ 67'		XU Xin	MF	8	
↑ 45'		XIE Pengfei	MF	10	
↑ 75'		TAN Long	FW	11	
		XU Haofeng	DF	13	
		GAO Tianyi	MF	16	
		CHEN Pu	MF	17	
		DAI Waijun	MF	18	
		WU Shaocong	DF	22	
↑ 85'		JIANG Shenglong	DF	24	
		WANG Qiuming	MF	26	

Match Summary - Key Statistics



Qatar



Possession			
Total	<div><div>50.1%</div><div>15.8%</div><div>34%</div></div>	Total	
1	Goals	0	
11 (1)	Attempts at Goal (On Target)	11 (1)	
473 (394)	Total Passes (Complete)	312 (238)	
83 %	Pass Completion %	76 %	
89	Completed Line Breaks	71	
7	Defensive Line Breaks	8	
101	Receptions in the Final Third	94	
12	Crosses	20	
9	Ball Progressions	7	
176 (46)	Defensive Pressures Applied (Direct Pressures)	242 (56)	
50	Forced Turnovers	45	
68	Second Balls	76	
112.9 km	Total Distance Covered	112.3 km	
6.4 km	Zone 4 – Low Speed Sprinting: 20-25 km/h	6 km	

**Qatar**

Phases of Play

China PR

IN POSSESSION



OUT OF POSSESSION

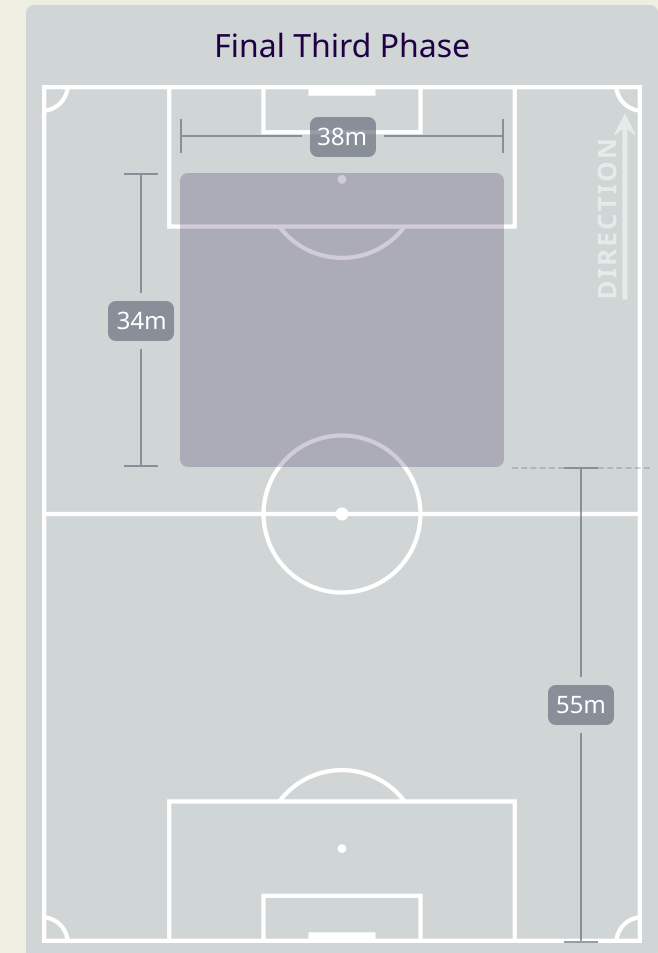
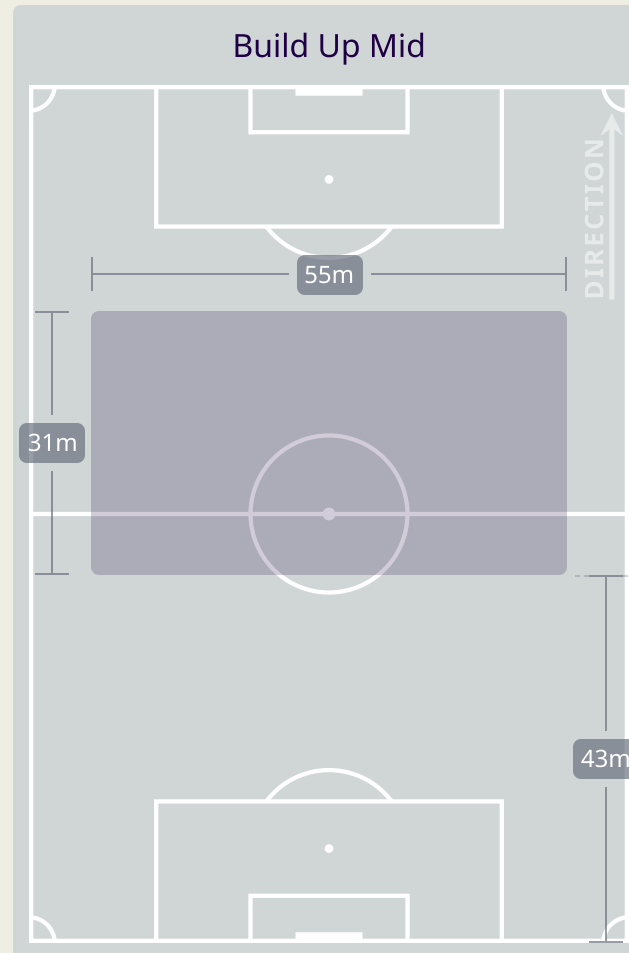
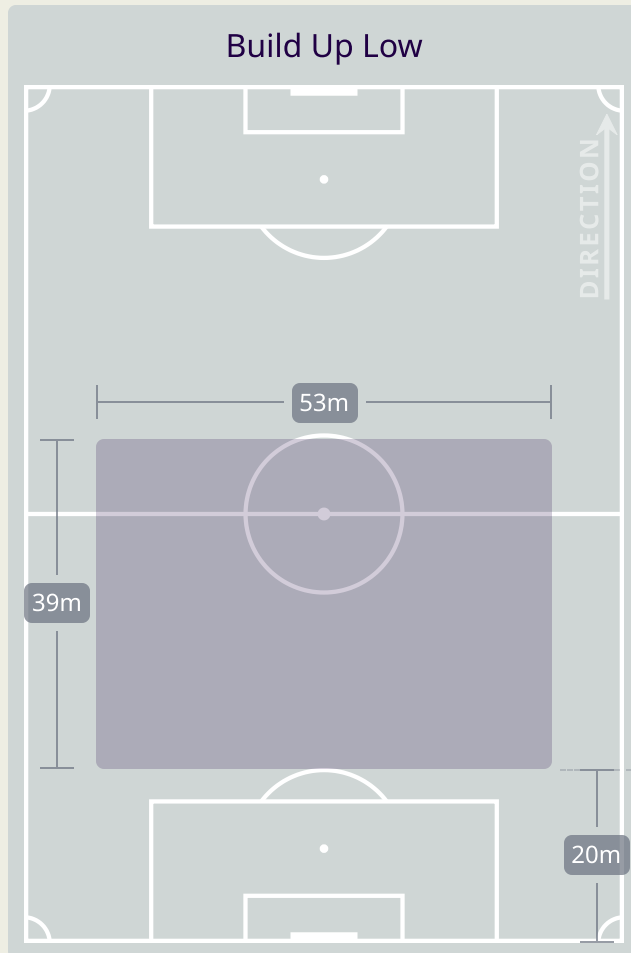


IN POSSESSION



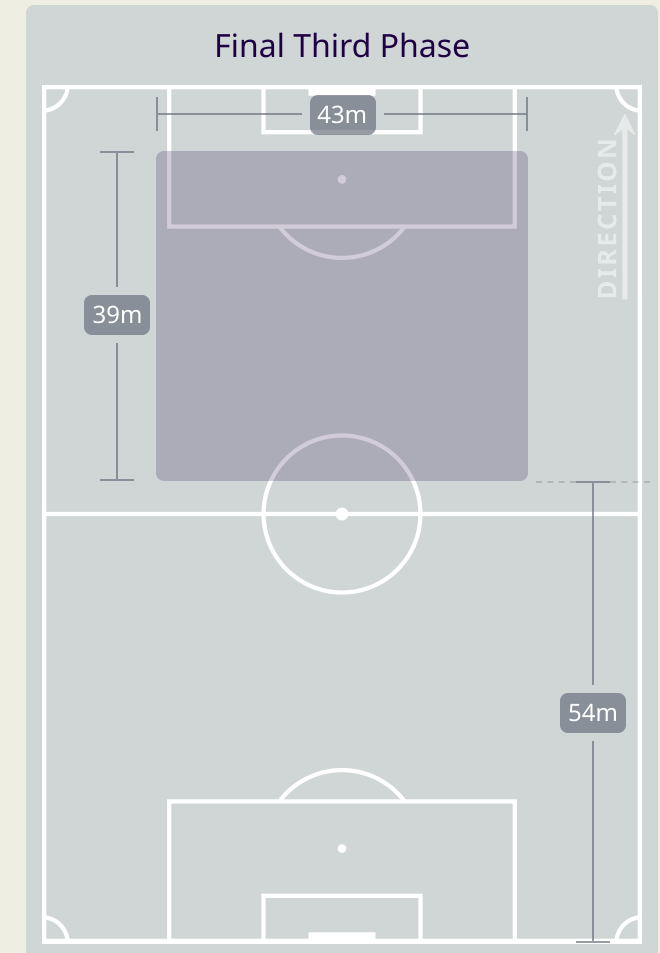
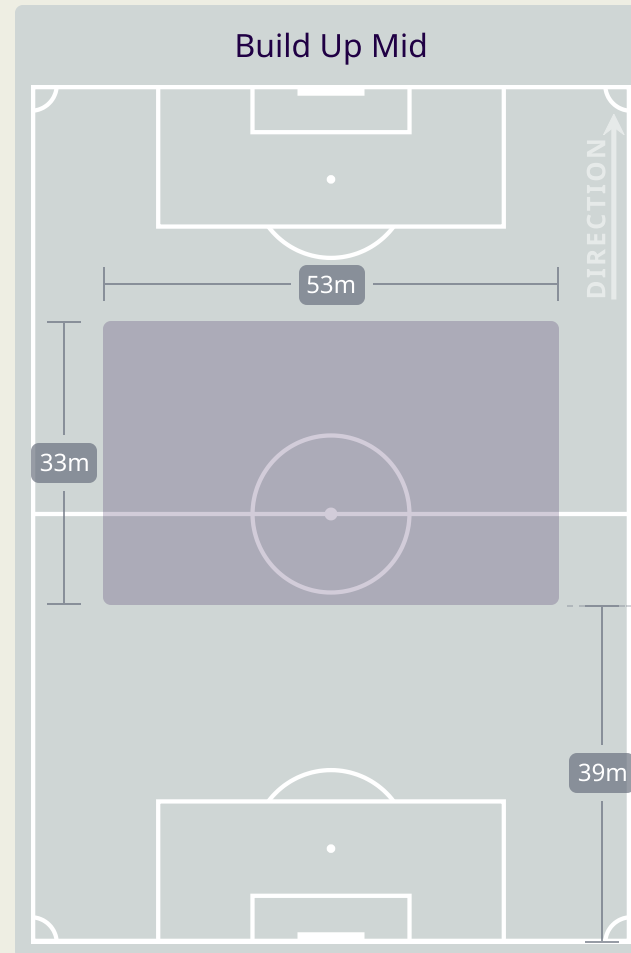
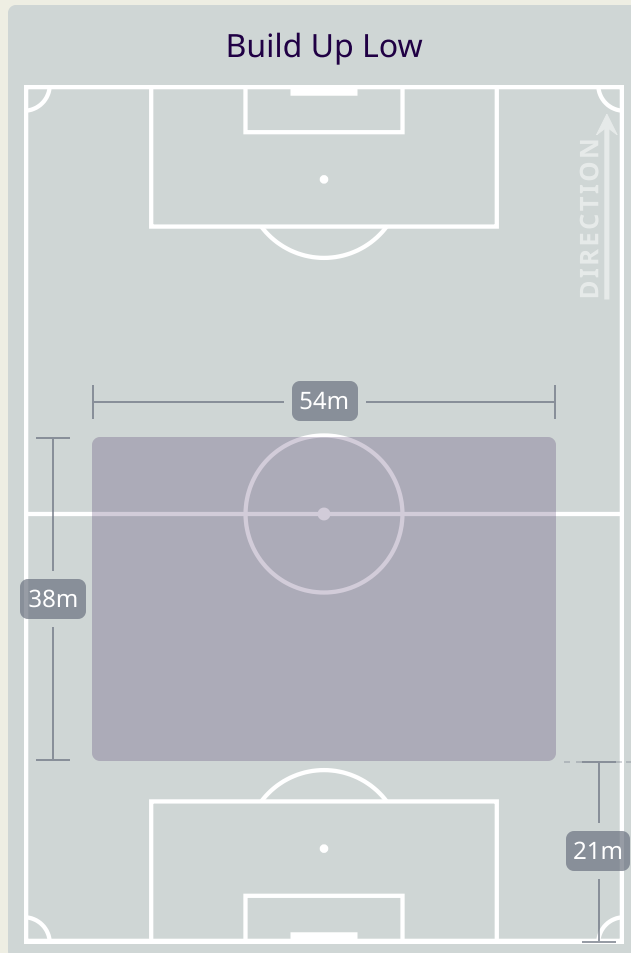
Qatar v China PR

In Possession Line Height & Team Length



In Possession Line Height & Team Length

China PR



Line Breaks



Qatar

Attempted Line Breaks

129



40

Attempted

35

Complete



38

Attempted

34

Complete



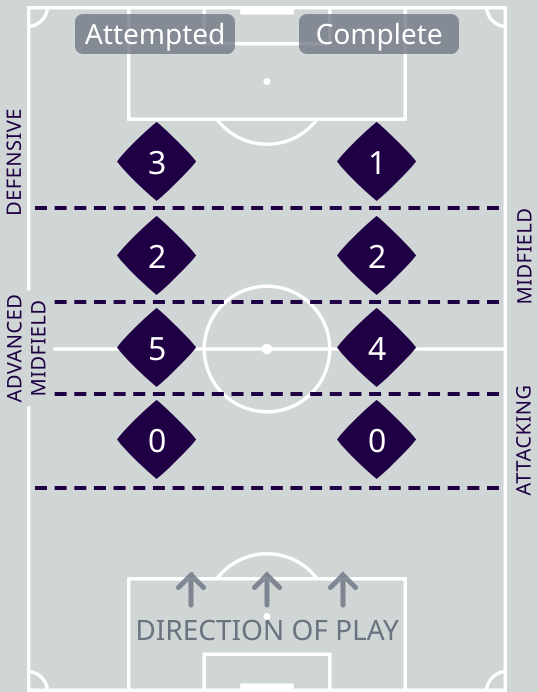
51

Attempted

20

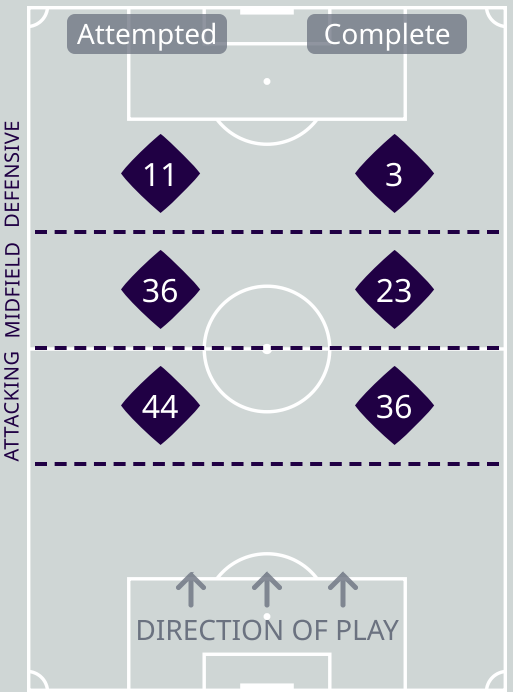
Complete

4 Units



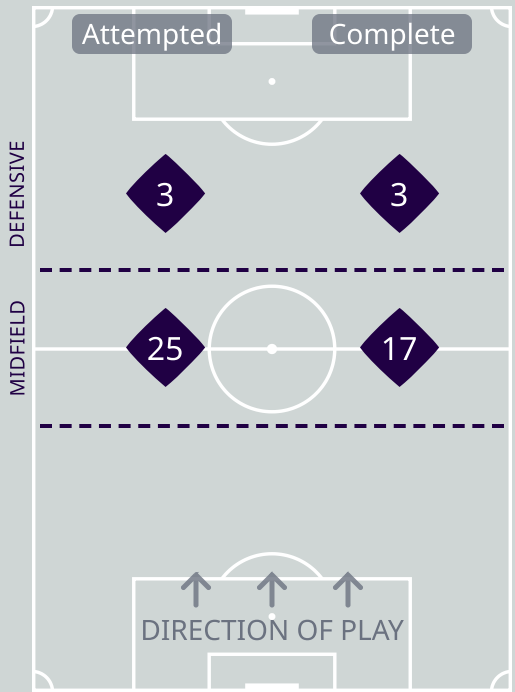
Attempted Line Breaks	10
Inside Shape	8
Outside Shape	2

3 Units



Attempted Line Breaks	91
Inside Shape	61
Outside Shape	30

2 Units



Attempted Line Breaks	28
Inside Shape	25
Outside Shape	3

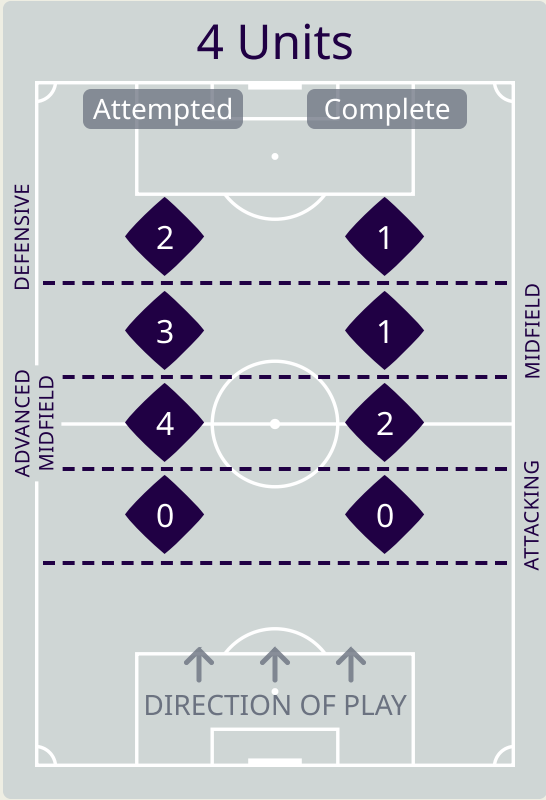
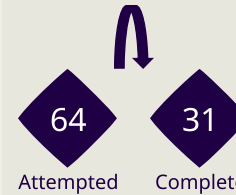
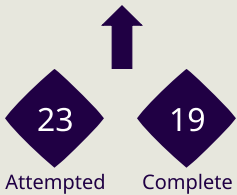
Line Breaks



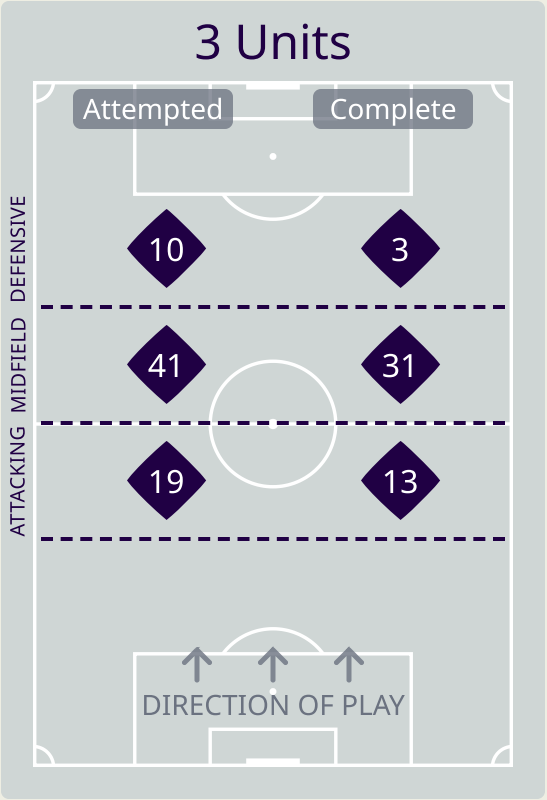
China PR

Attempted Line Breaks

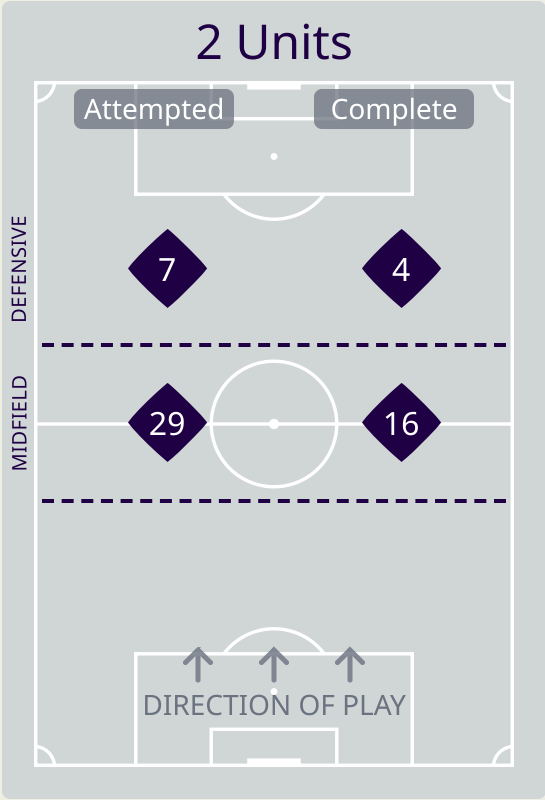
115



Attempted Line Breaks	9
Inside Shape	6
Outside Shape	3



Attempted Line Breaks	70
Inside Shape	50
Outside Shape	20



Attempted Line Breaks	36
Inside Shape	26
Outside Shape	10

Line Breaks




					4 Units				3 Units			2 Units		Direction			Distribution Type			
#	Player	Line Breaks Attempted	Line Breaks Completed	Line Break Completion %	Attacking Line	Attacking Midfield Line	Midfield Line	Defensive Line	Attacking Line	Midfield Line	Defensive Line	Midfield Line	Defensive Line	Through	Around	Over	Pass	Cross	Ball Progression	
1	SAAD ALSHEEB	7	1	14%	0	0	0	0	2	5	0	0	0	0	0	0	7	7	0	0
3	ALMAHDI ALI	19	15	78%	0	1	0	0	13	2	1	2	0	5	9	5	19	0	0	0
6	ABDULAZIZ HATEM	5	5	100%	0	0	0	0	0	1	1	3	0	4	0	1	4	1	0	0
7	AHMED ALAAELDIN	0	0	0%	0	0	0	0	0	0	0	0	0	0	0	0	0	0	0	0
8	ALI ASAD	8	8	100%	0	1	0	0	0	5	1	1	0	4	4	0	8	0	0	0
9	YUSUF ABDURISAG	1	1	100%	0	0	0	0	0	1	0	0	0	1	0	0	1	0	0	0
13	KHALID MUNEER	9	7	77%	0	0	0	0	1	2	2	4	0	3	3	3	7	0	2	2
15	BASSAM ALRAWI	26	16	61%	0	2	0	3	13	4	0	4	0	11	5	10	26	0	0	0
16	BOUALEM KHOUKHI	7	4	57%	0	0	0	0	2	2	1	2	0	1	1	5	7	0	0	0
18	SULTAN ALBRAKE	16	12	75%	0	1	0	0	4	6	1	2	2	3	4	9	16	0	0	0
23	MOUSTAFA TAREK	8	6	75%	0	0	0	0	3	2	1	2	0	1	5	2	7	1	0	0
21	SALAH ZAKARIA	2	1	50%	0	0	0	0	2	0	0	0	0	0	1	1	2	0	0	0
22	MESHAAL BARSHAM	3	1	33%	0	0	0	0	1	1	0	1	0	1	0	2	3	0	0	0
10	HASSAN ALHAYDOS	8	6	75%	0	0	1	0	1	3	1	2	0	3	2	3	8	0	0	0
11	AKRAM AFIF	5	4	80%	0	0	0	0	1	1	1	1	1	2	3	0	5	0	0	0
24	JASSEM GABER	3	2	66%	0	0	1	0	1	0	0	1	0	1	1	1	3	0	0	0
25	AHMED ALGANEHI	2	0	0%	0	0	0	0	0	1	1	0	0	0	0	2	1	1	0	0

Line Breaks



					4 Units				3 Units			2 Units		Direction			Distribution Type		
#	Player	Line Breaks Attempted	Line Breaks Completed	Line Break Completion %	Attacking Line	Attacking Midfield Line	Midfield Line	Defensive Line	Attacking Line	Midfield Line	Defensive Line	Midfield Line	Defensive Line	Through	Around	Over	Pass	Cross	Ball Progression
1	YAN Junling	15	5	33%	0	1	1	0	5	2	0	6	0	0	0	15	15	0	0
2	JIANG Guangtai	3	1	33%	0	0	0	0	1	1	1	0	0	0	1	2	3	0	0
3	ZHU Chenjie	9	7	77%	0	0	1	0	2	5	0	1	0	1	4	4	8	0	1
5	ZHANG Linpeng	29	17	58%	0	2	1	0	5	10	2	8	1	5	9	15	26	3	0
6	WANG Shangyuan	10	7	70%	0	0	0	0	2	5	0	3	0	3	1	6	9	1	0
9	ZHANG Yuning	5	4	80%	0	0	0	0	0	3	0	1	1	3	2	0	5	0	0
15	WU Xi	8	5	62%	0	0	0	0	2	2	2	1	1	3	3	2	8	0	0
19	LIU Yang	12	7	58%	0	0	0	0	1	5	1	3	2	0	1	11	10	2	0
20	WEI Shihao	3	2	66%	0	0	0	0	0	0	2	0	1	0	2	1	2	0	1
21	LIU Bin Bin	5	5	100%	0	0	0	0	0	3	0	1	1	1	1	3	5	0	0
23	LIN Liangming	3	2	66%	0	0	0	1	0	0	1	1	0	1	1	1	2	0	1
7	WU Lei	0	0	0%	0	0	0	0	0	0	0	0	0	0	0	0	0	0	0
8	XU Xin	7	4	57%	0	0	0	0	0	3	1	3	0	4	1	2	7	0	0
10	XIE Pengfei	5	5	100%	0	1	0	0	1	2	0	1	0	2	2	1	5	0	0
11	TAN Long	0	0	0%	0	0	0	0	0	0	0	0	0	0	0	0	0	0	0
24	JIANG Shenglong	1	0	0%	0	0	0	1	0	0	0	0	0	0	0	1	0	0	1

Passing Networks



#	Passes From ↓ to →	SAAD ALSHEEB	ALMAHDI ALI	ABDULAZIZ HATEM	AHMED ALAAELDIN	ALI ASAD	YUSUF ABDURISAG	KHALID MUNEER	BASSAM ALRAWI	BOUALEM KHOUKHI	SULTAN ALBRAKE	MOUSTAFATA TAREK	SALAH ZAKARIA	MESHAAL BARSHAM	HASSAN ALHAYDOS	AKRAM AFIF	JASSEM GABER	AHMED ALGANEHI
1	SAAD ALSHEEB		1	0	0	0	0	0	4	4	0	1	0	0	0	0	0	0
3	ALMAHDI ALI	0		2	0	3	0	5	2	10	10	0	2	0	2	1	2	0
6	ABDULAZIZ HATEM	0	3		2	4	1	2	5	3	2	4	0	0	0	0	0	0
7	AHMED ALAAELDIN	0	1	2		3	1	0	1	0	2	1	0	0	0	0	0	0
8	ALI ASAD	0	0	7	1		6	0	7	5	0	0	0	0	4	8	5	3
9	YUSUF ABDURISAG	1	0	0	1	2		1	3	1	0	2	0	0	0	0	0	0
13	KHALID MUNEER	0	3	4	1	2	2		0	1	2	4	0	0	4	5	1	2
15	BASSAM ALRAWI	1	2	2	0	10	0	2		10	0	4	2	0	0	1	3	4
16	BOUALEM KHOUKHI	3	14	4	1	5	0	1	10		0	5	0	1	0	0	0	0
18	SULTAN ALBRAKE	0	3	2	1	0	0	4	0	0		3	0	0	2	1	0	0
23	MOUSTAFATA TAREK	0	4	2	3	0	0	8	0	2	4		0	0	0	0	2	0
21	SALAH ZAKARIA	0	1	0	0	0	0	0	0	1	0	0		0	0	0	2	0
22	MESHAAL BARSHAM	0	0	0	0	0	0	0	1	1	0	0	0		1	0	0	0
10	HASSAN ALHAYDOS	0	0	0	0	4	0	4	0	0	0	0	0	0		4	4	0
11	AKRAM AFIF	0	0	0	0	6	0	5	1	0	1	0	0	0	2		2	2
24	JASSEM GABER	0	4	0	0	1	0	1	8	1	1	2	0	0	0	1		2
25	AHMED ALGANEHI	0	1	0	0	4	1	1	2	0	0	0	0	0	0	1	1	

Top 5 Player to Player Passers		
Player	Passed To	% of Total Team Passes
BOUALEM KHOUKHI	ALMAHDI ALI	3.7%
ALMAHDI ALI	BOUALEM KHOUKHI	2.7%
ALMAHDI ALI	SULTAN ALBRAKE	2.7%
BASSAM ALRAWI	ALI ASAD	2.7%
BASSAM ALRAWI	BOUALEM KHOUKHI	2.7%

Passing Networks

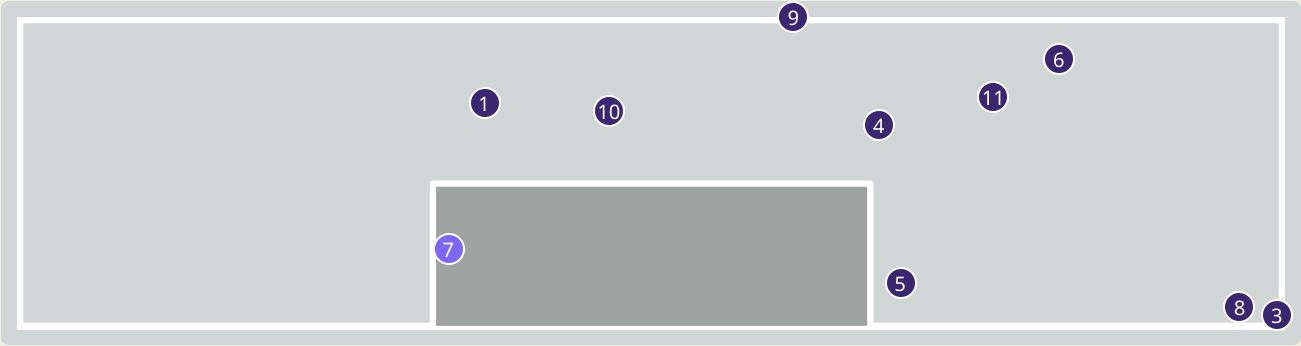
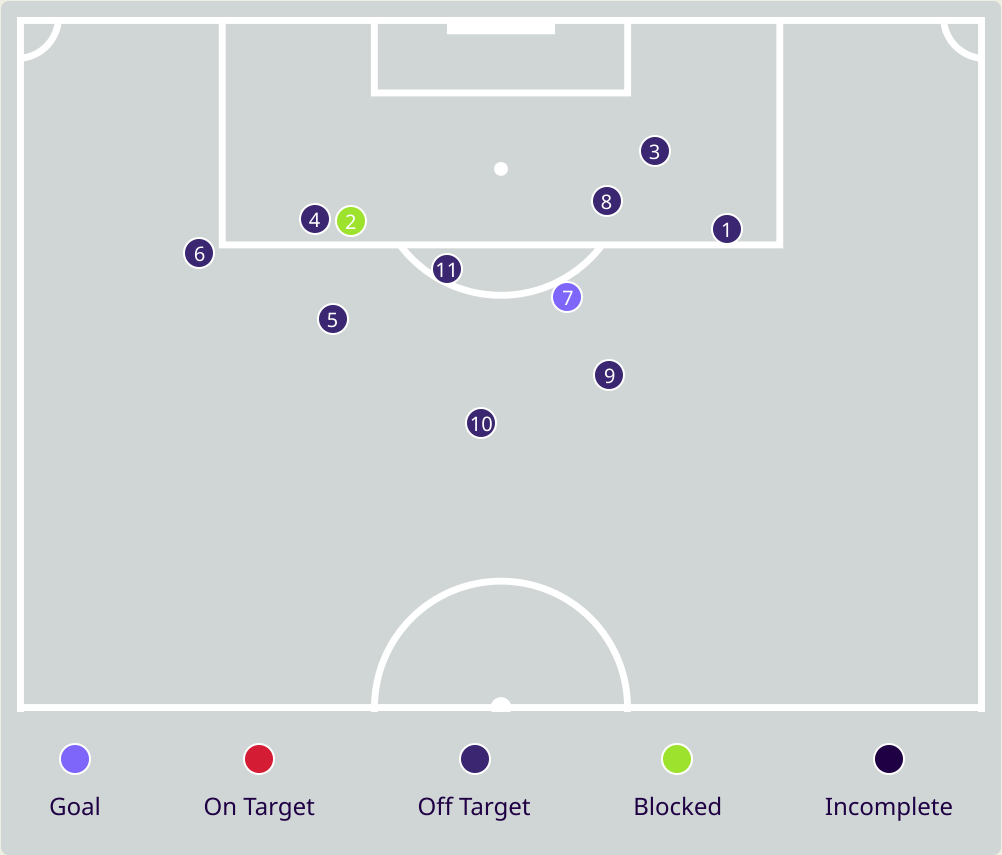



#	Passes From ↓ to →	YAN Junling	JIANG Guangtai	ZHU Chenjie	ZHANG Linpeng	WANG Shangyuan	ZHANG Yuning	WU Xi	LIU Yang	WEI Shihao	LIU Bin Bin	LIN Liangming	WU Lei	XU Xin	XIE Pengfei	TAN Long	JIANG Shenglong
1	YAN Junling		1	2	4	1	0	0	0	0	0	1	0	0	0	0	0
2	JIANG Guangtai	3		6	4	1	0	0	1	0	0	0	0	0	1	0	0
3	ZHU Chenjie	3	2		2	4	1	0	3	0	0	1	0	1	0	0	0
5	ZHANG Linpeng	2	3	1		1	4	0	1	2	7	2	1	0	5	0	0
6	WANG Shangyuan	1	1	7	2		1	0	4	1	1	3	0	2	0	0	0
9	ZHANG Yuning	0	1	0	1	2		1	1	3	1	3	2	0	0	1	1
15	WU Xi	0	1	1	3	1	1		0	2	1	1	0	0	1	0	0
19	LIU Yang	0	1	3	0	1	1	0		1	0	0	0	0	0	0	0
20	WEI Shihao	0	0	0	1	3	1	1	3		1	0	0	0	0	0	0
21	LIU Bin Bin	1	1	0	3	3	1	1	0	1		1	0	0	0	0	0
23	LIN Liangming	0	1	1	1	1	3	3	1	2	0		0	0	1	0	0
7	WU Lei	0	0	1	0	0	0	0	1	0	0	0		1	1	0	0
8	XU Xin	0	0	1	2	0	1	0	0	0	0	0	0		2	0	1
10	XIE Pengfei	0	0	0	4	3	0	1	0	0	0	1	1	3		0	0
11	TAN Long	0	0	0	0	0	0	0	0	0	0	0	0	0	3		1
24	JIANG Shenglong	0	0	0	0	0	0	0	0	0	0	0	1	1	0	1	

Top 5 Player to Player Passers		
Player	Passed To	% of Total Team Passes
ZHANG Linpeng	LIU Bin Bin	3.6%
WANG Shangyuan	ZHU Chenjie	3.6%
JIANG Guangtai	ZHU Chenjie	3%
ZHANG Linpeng	XIE Pengfei	2.5%


YAN Junling	ZHANG Linpeng	2%
-------------	---------------	----

Attempts at Goal



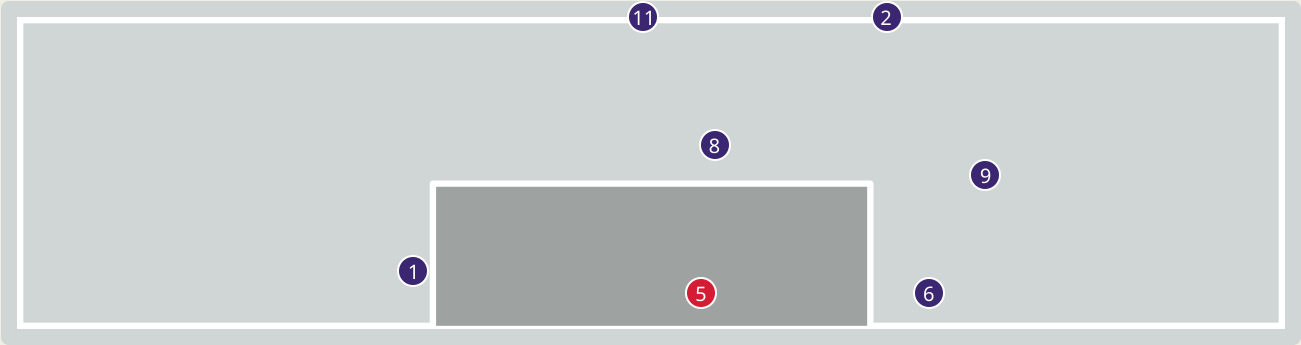
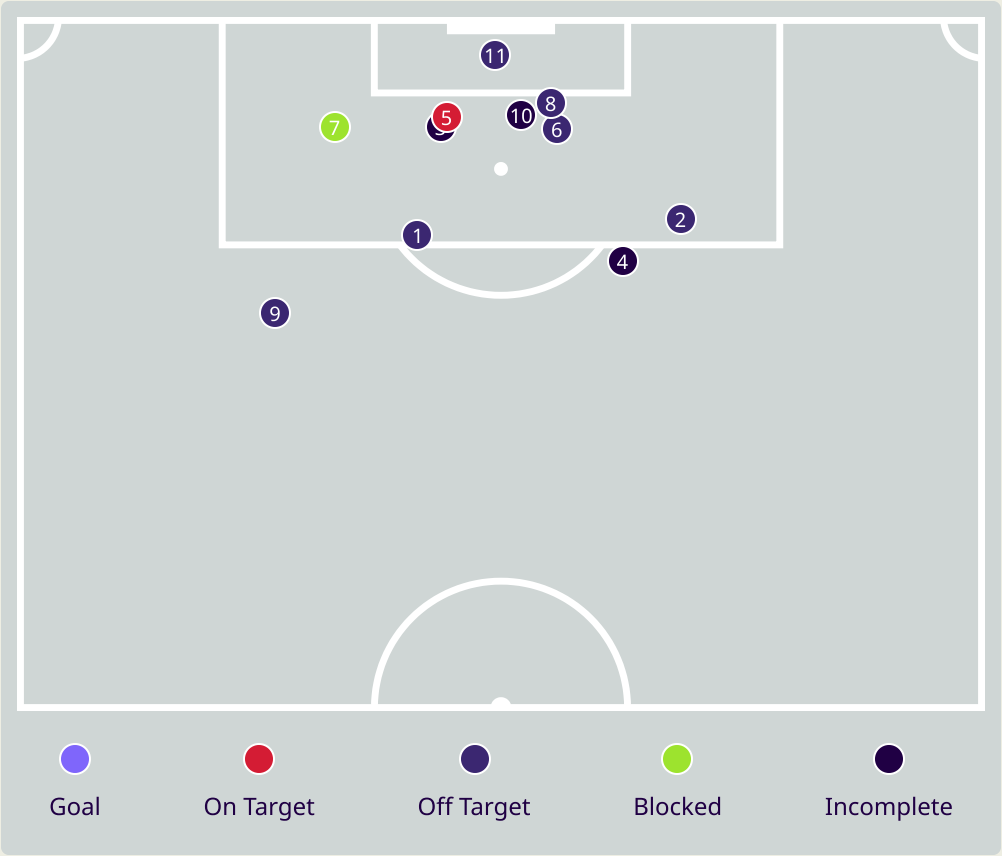
Key	Outcome	Shots
●	Goals	1
●	On Target	0
●	Off Target	9
●	Blocked	1
●	Incomplete	0

Attempts at Goal



Time	Player	Outcome	Body Part	Delivery Type
16	6 ABDULAZIZ HATEM	Off Target	Left Foot	Pass
27	13 KHALID MUNEER	Incomplete - Blocked	Right Foot	Ball Progression
30	9 YUSUF ABDURISAG	Deflected Off Target - Defensive Event	Right Foot	Pass
42	13 KHALID MUNEER	Off Target	Left Foot	Loose Ball
51	13 KHALID MUNEER	Off Target	Right Foot	Ball Progression
52	15 BASSAM ALRAWI	Off Target	Right Foot	Loose Ball
65	10 HASSAN ALHAYDOS	On Target - Goal	Right Foot	Corner
77	25 AHMED ALGANEHI	Off Target	Right Foot	Pass
80	24 JASSEM GABER	Off Target	Right Foot	Pass
83	10 HASSAN ALHAYDOS	Off Target	Right Foot	Pass
97	11 AKRAM AFIF	Off Target	Right Foot	Pass

Attempts at Goal



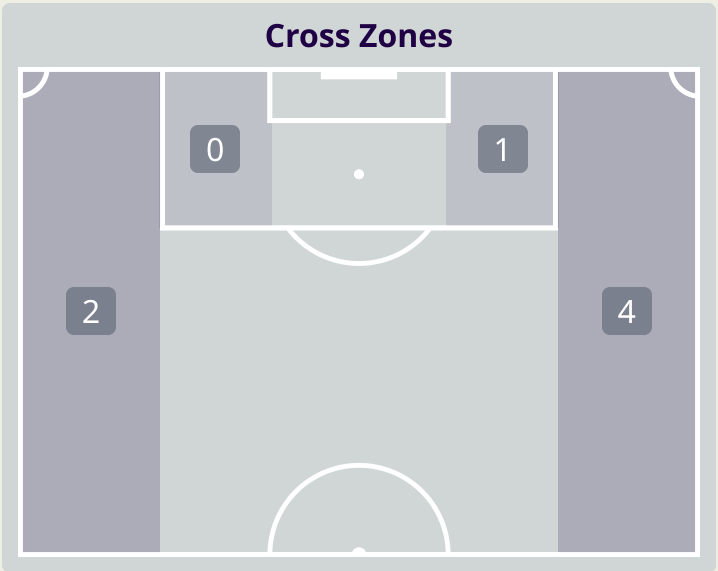
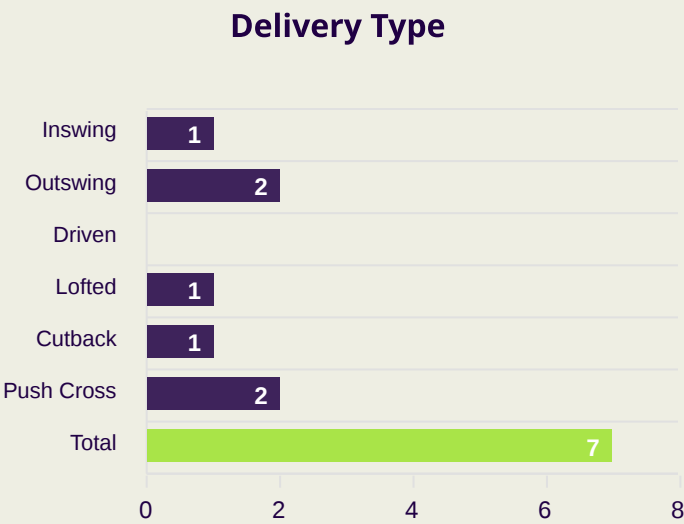
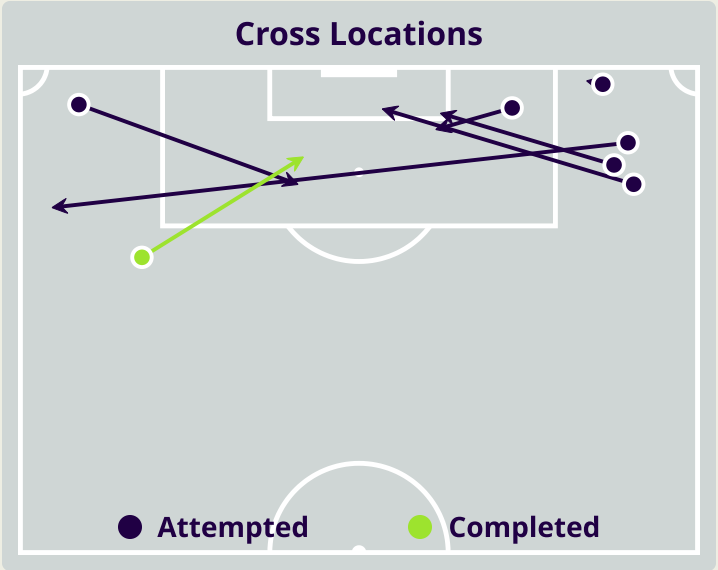

Key	Outcome	Shots
	Goals	0
	On Target	1
	Off Target	6
	Blocked	1
	Incomplete	3

Attempts at Goal



Time	Player	Outcome	Body Part	Delivery Type
6	20WEI Shihao	Off Target	Right Foot	Pass
11	9 ZHANG Yuning	Deflected Off Target - Defensive Event	Right Foot	Pass
11	3 ZHU Chenjie	Incomplete	Head	Cross
35	15 WU Xi	Incomplete	Right Foot	Loose Ball
35	20WEI Shihao	On Target - Saved	Right Foot	Loose Ball
44	9 ZHANG Yuning	Off Target	Head	Corner
46	20WEI Shihao	Incomplete - Blocked	Left Foot	Pass
46	20WEI Shihao	Off Target	Head	Cross
68	7 WU Lei	Off Target	Right Foot	Loose Ball
88	11 TAN Long	Incomplete	Head	Other
88	9 ZHANG Yuning	Off Target	Right Foot	Loose Ball

Crosses (Open Play)



Attempted
7

Completed
1

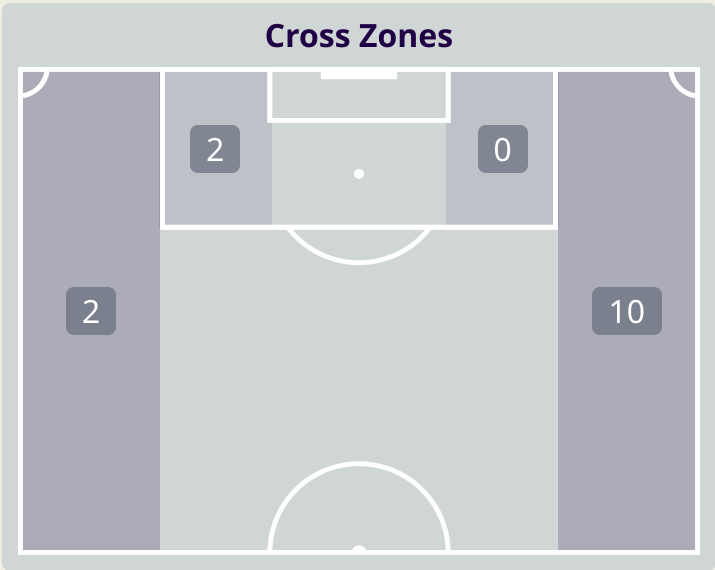
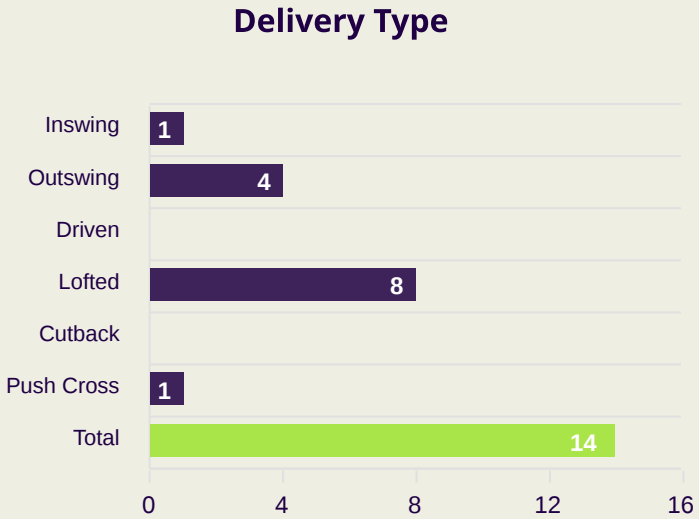
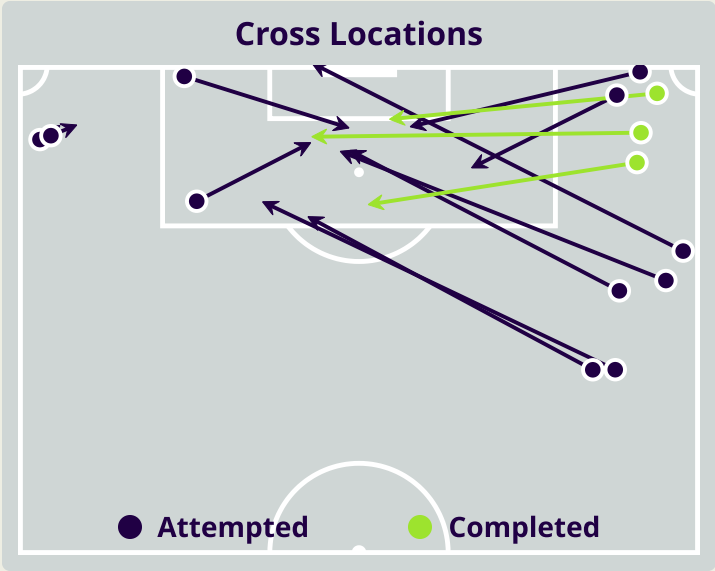
Most Crosses Attempted

2

YUSUF ABDURISAG
RIGHT MIDFIELD


#	Player	Inswing	Outswing	Driven	Lofted	Cutback	Push Cross	Total Attempted
1	SAAD ALSHEEB	0	0	0	0	0	0	0
3	ALMAHDI ALI	0	0	0	0	0	0	0
6	ABDULAZIZ HATEM	0	1	0	0	0	0	1
7	AHMED ALAAELDIN	0	0	0	0	0	0	0
8	ALI ASAD	0	0	0	0	0	0	0
9	YUSUF ABDURISAG	0	0	0	1	1	0	2
13	KHALID MUNEER	0	0	0	0	0	0	0
15	BASSAM ALRAWI	0	0	0	0	0	0	0
16	BOUALEM KHOUKHI	0	0	0	0	0	0	0
18	SULTAN ALBRAKE	0	0	0	0	0	1	1
23	MOUSTAFA TAREK	1	0	0	0	0	0	1
21	SALAH ZAKARIA	0	0	0	0	0	0	0
22	MESHAAL BARSHAM	0	0	0	0	0	0	0
10	HASSAN ALHAYDOS	0	0	0	0	0	0	0
11	AKRAM AFIF	0	0	0	0	0	0	0
24	JASSEM GABER	0	0	0	0	0	0	0
25	AHMED ALGANEHI	0	1	0	0	0	1	2

Crosses (Open Play)



#	Player	Inswing	Outswing	Driven	Lofted	Cutback	Push Cross	Total Attempted
1	YAN Junling	0	0	0	0	0	0	0
2	JIANG Guangtai	0	0	0	0	0	0	0
3	ZHU Chenjie	0	0	0	0	0	0	0
5	ZHANG Linpeng	0	0	0	3	0	0	3
6	WANG Shangyuan	0	2	0	0	0	0	2
9	ZHANG Yuning	0	0	0	0	0	0	0
15	WU Xi	0	0	0	1	0	0	1
19	LIU Yang	1	2	0	0	0	0	3
20	WEI Shihao	0	0	0	1	0	0	1
21	LIU Bin Bin	0	0	0	2	0	0	2
23	LIN Liangming	0	0	0	0	0	0	0
7	WU Lei	0	0	0	0	0	0	0
8	XU Xin	0	0	0	1	0	0	1
10	XIE Pengfei	0	0	0	0	0	1	1
11	TAN Long	0	0	0	0	0	0	0
24	JIANG Shenglong	0	0	0	0	0	0	0

Offering to Receive



338

Total Offers Made

123

Total Offers Received

Most Offers

58

ALI ASAD

RIGHT CENTRE MIDFIELD

144

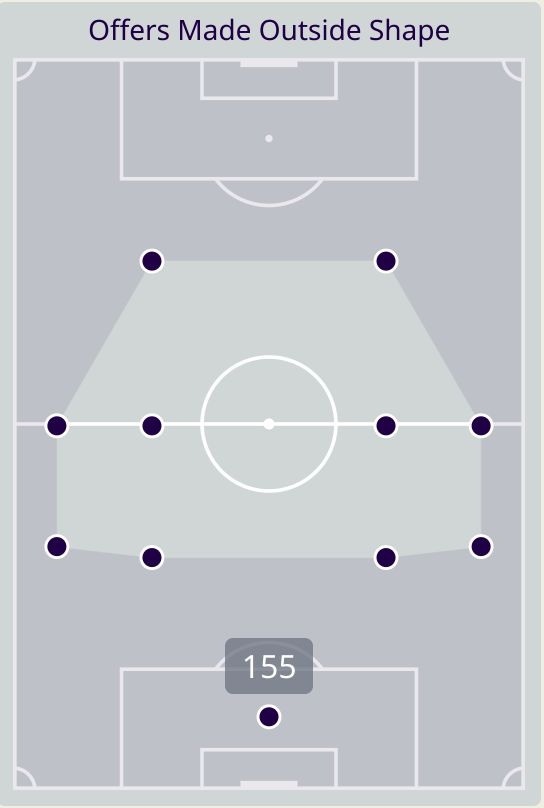
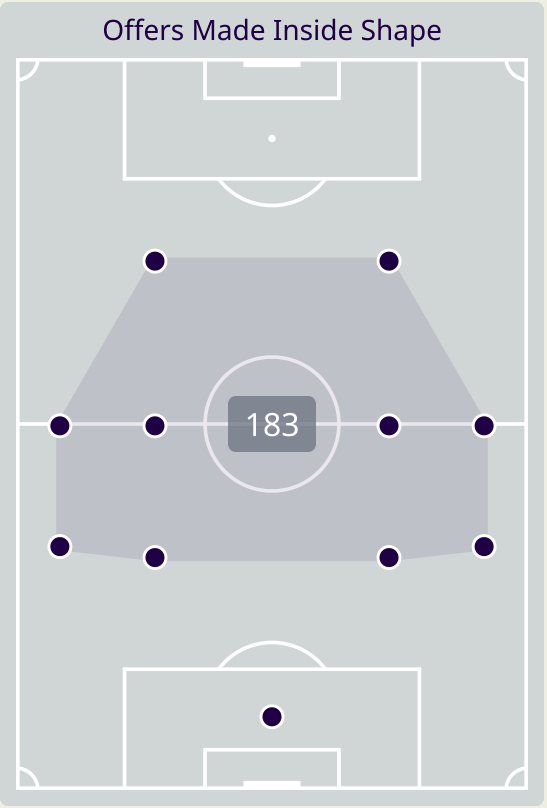
Offers Made in Final Third

144

Offers Made in Middle Third

50

Offers Made in Defensive Third



#	Player	Offers Made	Offers Received	% Made & Received
1	SAAD ALSHEEB	3	1	33.3%
3	ALMAHDI ALI	1	1	100%
6	ABDULAZIZ HATEM	10	3	30%
7	AHMED ALAAELDIN	35	13	37.1%
8	ALI ASAD	58	19	32.8%
9	YUSUF ABDURISAG	22	10	45.5%
13	KHALID MUNEER	35	8	22.9%
15	BASSAM ALRAWI	4	2	50%
16	BOUALEM KHOUKHI	6	2	33.3%
18	SULTAN ALBRAKE	22	8	36.4%
23	MOUSTAFA TAREK	43	10	23.3%
21	SALAH ZAKARIA	2	1	50%
22	MESHAAL BARSHAM	1	0	0%
10	HASSAN ALHAYDOS	8	5	62.5%
11	AKRAM AFIF	26	17	65.4%
24	JASSEM GABER	24	12	50%
25	AHMED ALGANEHI	38	11	28.9%

Offering to Receive



210

Total Offers Made

77

Total Offers Received

Most Offers

28

WEI Shihao

RIGHT WINGER

97

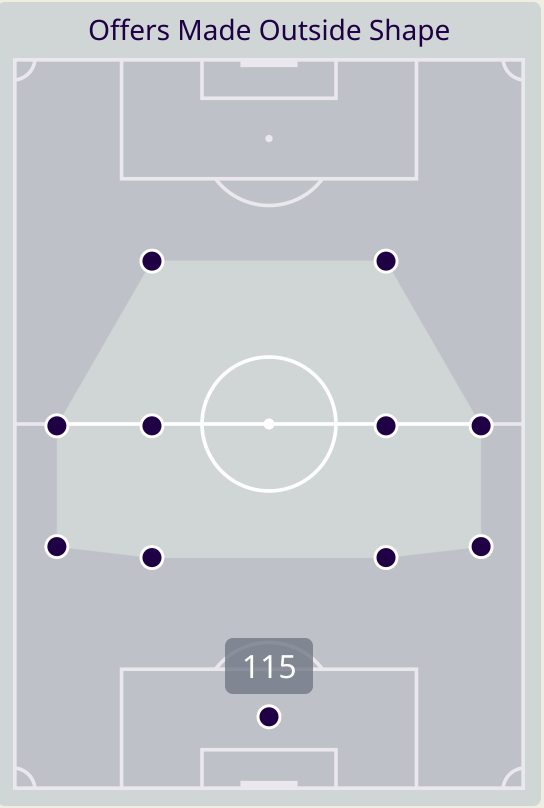
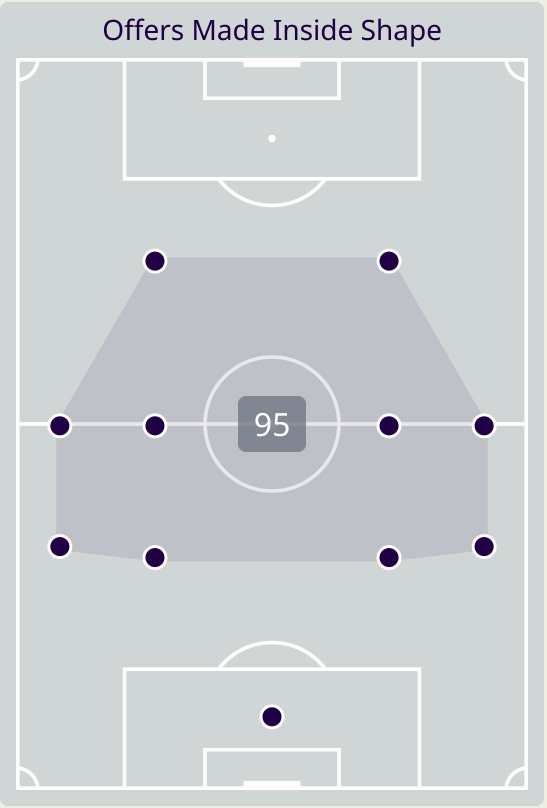
Offers Made in Final Third

79

Offers Made in Middle Third


34

Offers Made in Defensive Third



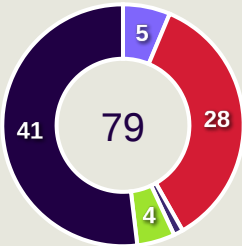
#	Player	Offers Made	Offers Received	% Made & Received
1	YAN Junling	3	2	66.7%
2	JIANG Guangtai	12	2	16.7%
3	ZHU Chenjie	1	1	100%
5	ZHANG Linpeng	21	6	28.6%
6	WANG Shangyuan	23	13	56.5%
9	ZHANG Yuning	23	10	43.5%
15	WU Xi	14	4	28.6%
19	LIU Yang	13	5	38.5%
20	WEI Shihao	28	7	25%
21	LIU Bin Bin	15	7	46.7%
23	LIN Liangming	17	4	23.5%
7	WU Lei	12	3	25%
8	XU Xin	12	5	41.7%
10	XIE Pengfei	9	5	55.6%
11	TAN Long	5	3	60%
24	JIANG Shenglong	2	0	0%

Movement to Receive

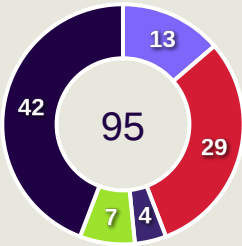


Movement Types by Phase

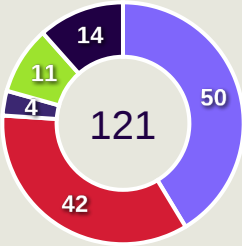
Final Third Phase



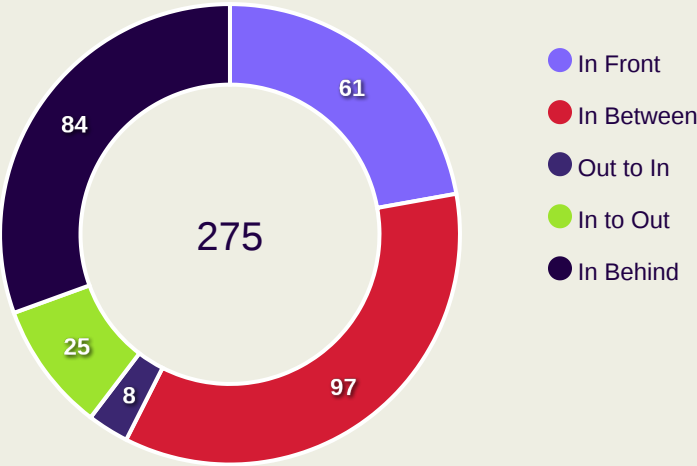
Progression Phase



Build Up Phase



All Movement Types

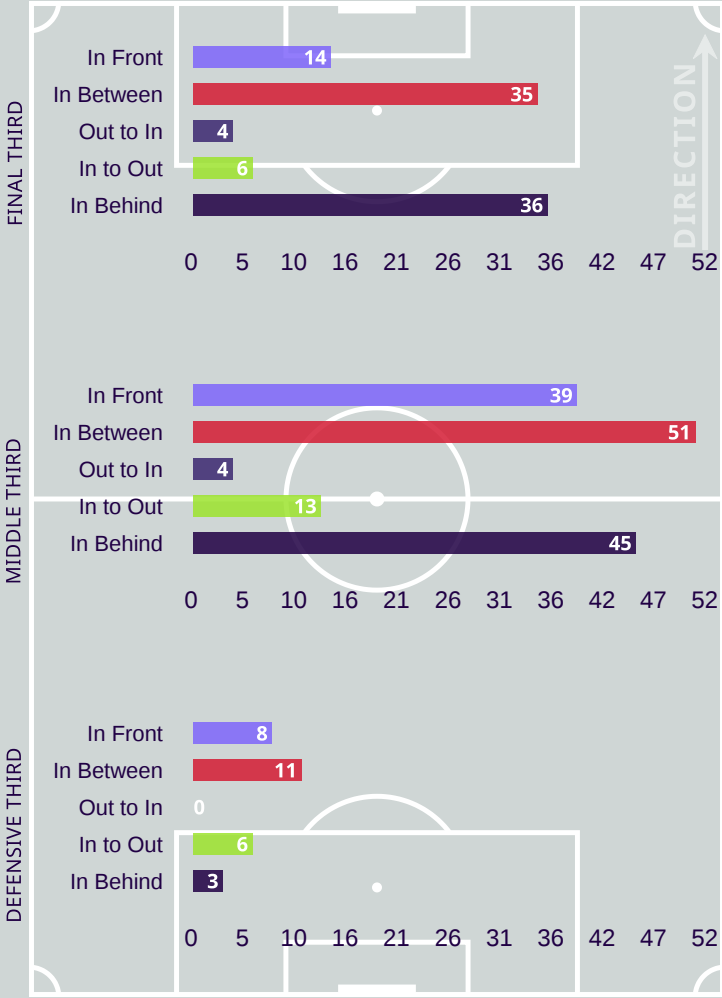


- In Front
- In Between
- Out to In
- In to Out
- In Behind

Top Ranked Players

Type	Player	Movements
In Front	8 ALI ASAD	17
In Between	8 ALI ASAD	20
Out to In	8 ALI ASAD	2
In to Out	13 KHALID MUNEER	7
In Behind	7 AHMED ALAAELDIN	19

Movement Types Pitch Third

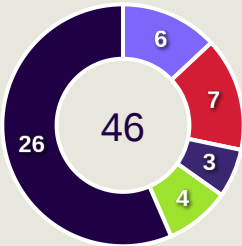


Movement to Receive

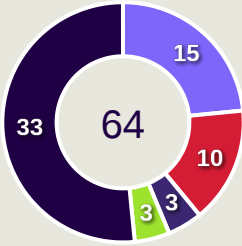


Movement Types by Phase

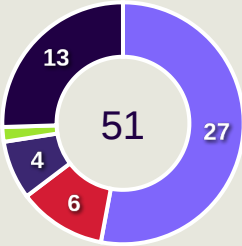
Final Third Phase



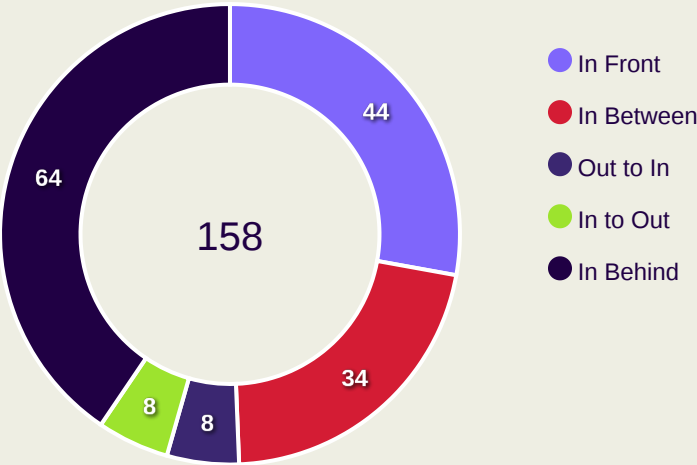
Progression Phase



Build Up Phase



All Movement Types

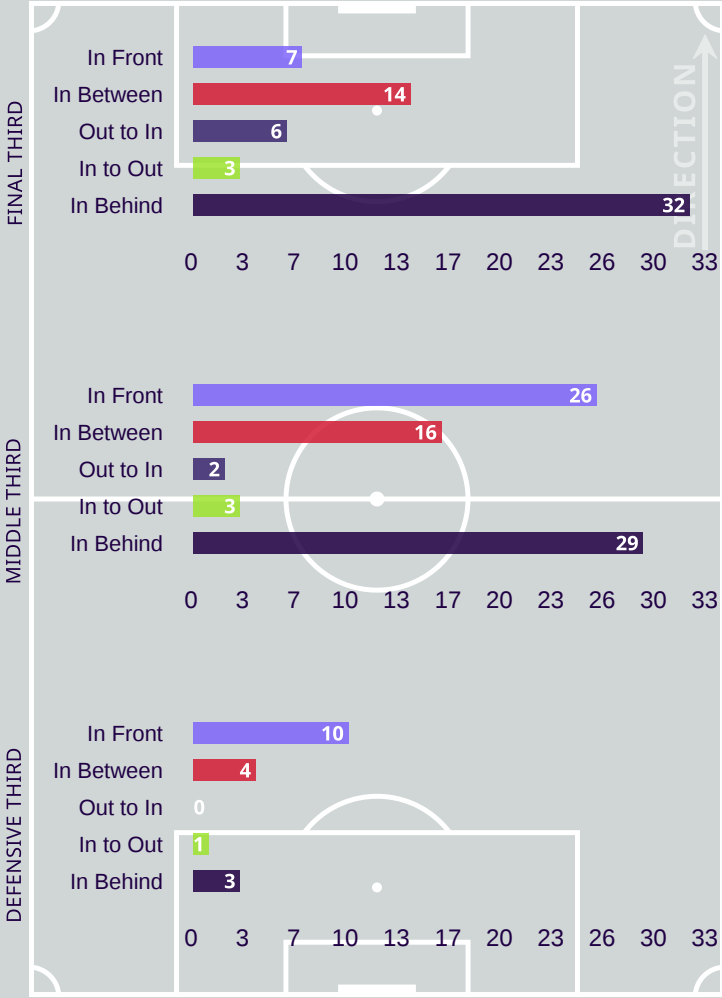


- In Front
- In Between
- Out to In
- In to Out
- In Behind

Top Ranked Players

Type	Player	Movements
In Front	6 WANG Shangyuan	16
In Between	9 ZHANG Yuning	10
Out to In	20WEI Shihao	4
In to Out	23LIN Liangming	2
In Behind	9 ZHANG Yuning	12

Movement Types Pitch Third



OUT OF POSSESSION



Qatar v China PR

Defensive Actions

50

Forced Turnovers

53

Possession Regained

4

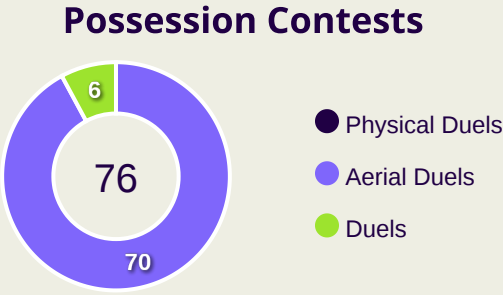
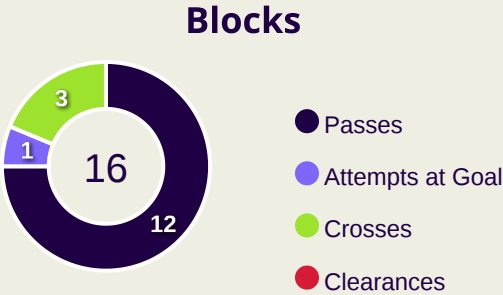
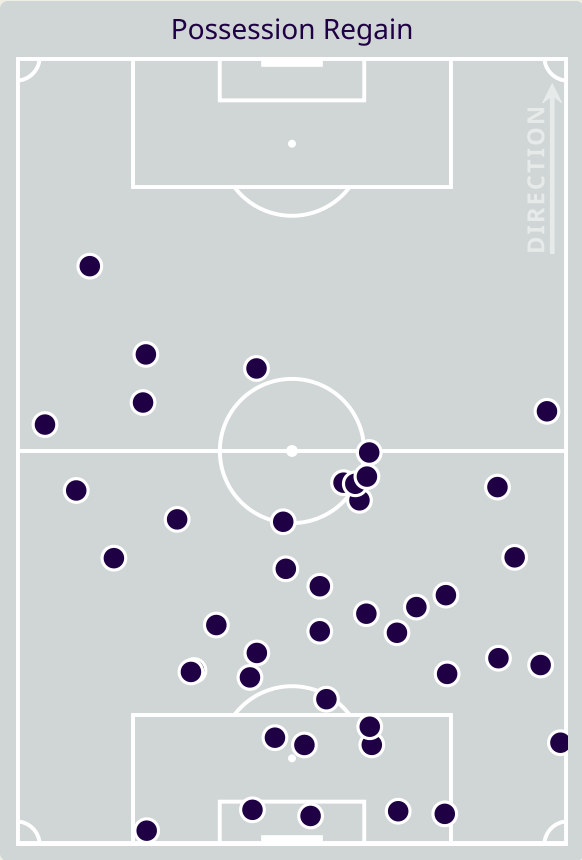
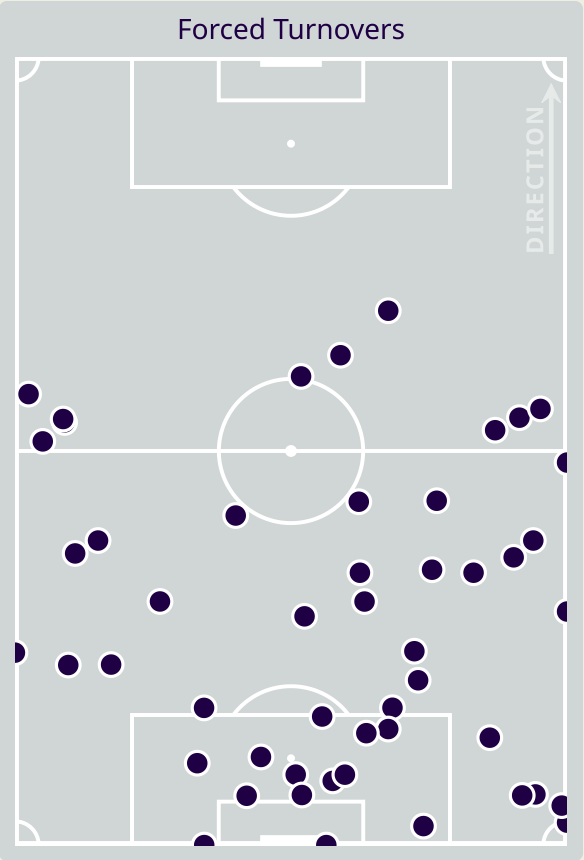
Interceptions

29

Tackles

4.51


Possession Actions / Defensive Action



Most Possession Regains

11

BOUALEM KHOUKHI
CENTRE BACK



#	Player	Total Possession Regains
1	SAAD ALSHEEB	2
3	ALMAHDI ALI	5
6	ABDULAZIZ HATEM	2
7	AHMED ALAAELDIN	1
8	ALI ASAD	2
9	YUSUF ABDURISAG	0
13	KHALID MUNEER	2
15	BASSAM ALRAWI	9
16	BOUALEM KHOUKHI	11
18	SULTAN ALBRAKE	5
23	MOUSTAFA TAREK	2
21	SALAH ZAKARIA	2
22	MESHAAL BARSHAM	2
10	HASSAN ALHAYDOS	1
11	AKRAM AFIF	1
24	JASSEM GABER	5
25	AHMED ALGANEHI	1

Defensive Actions

45

Forced Turnovers

37

Possession Regained

3

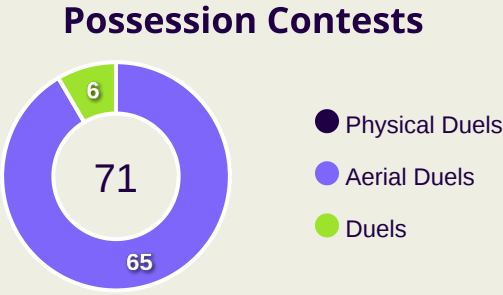
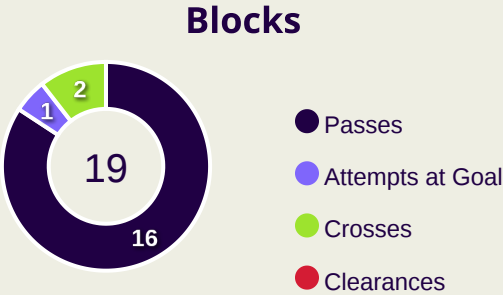
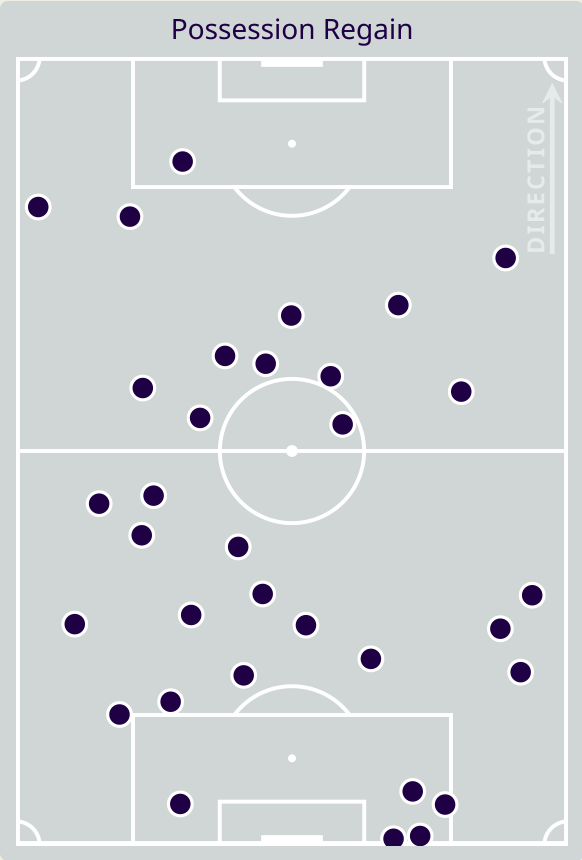
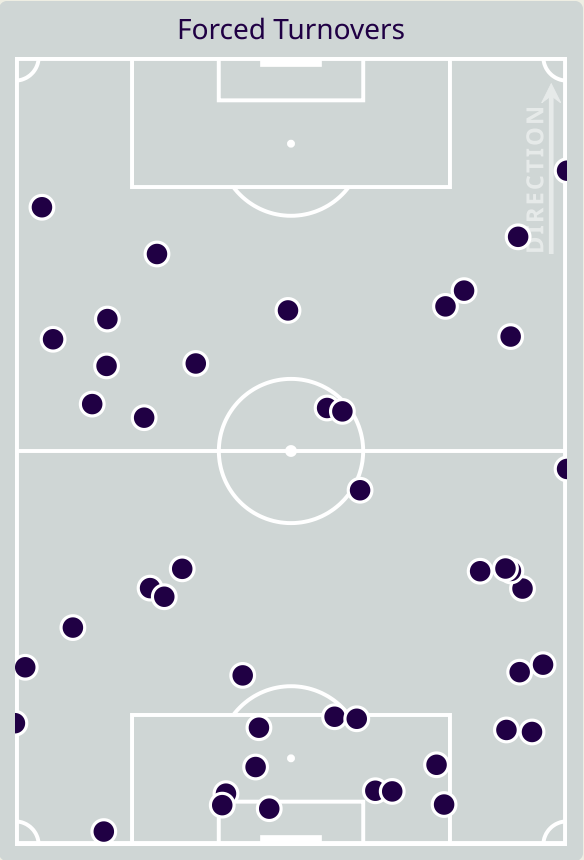
Interceptions

38

Tackles

3.04

Possession Actions / Defensive Action



Most Possession Regains

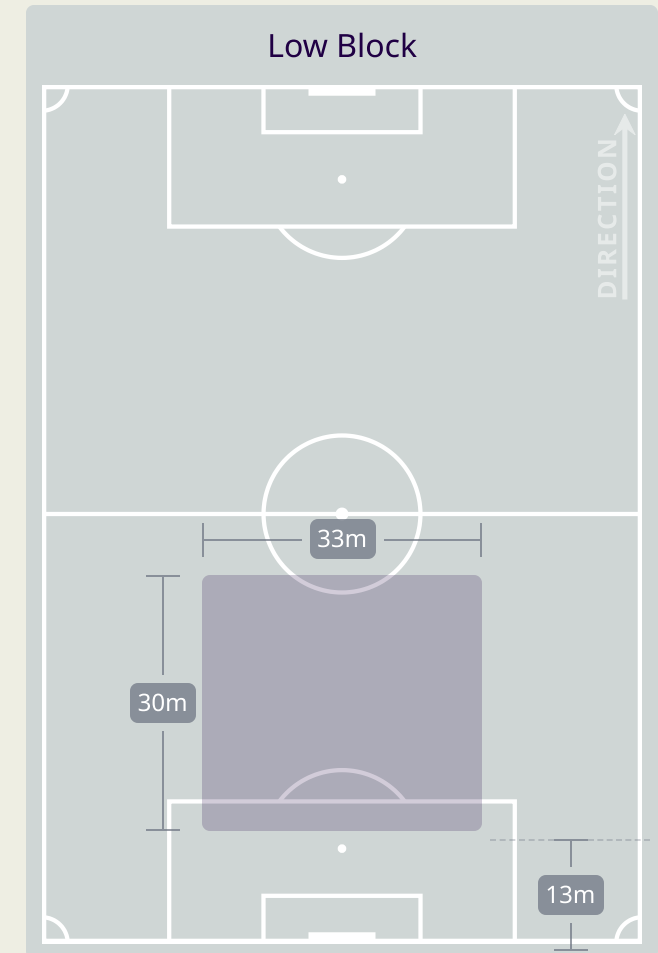
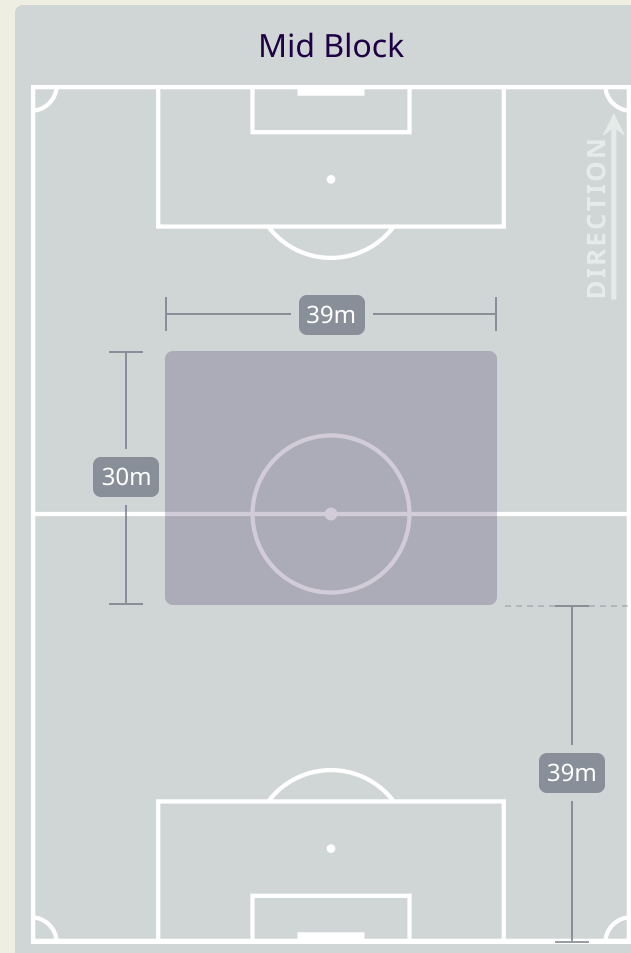
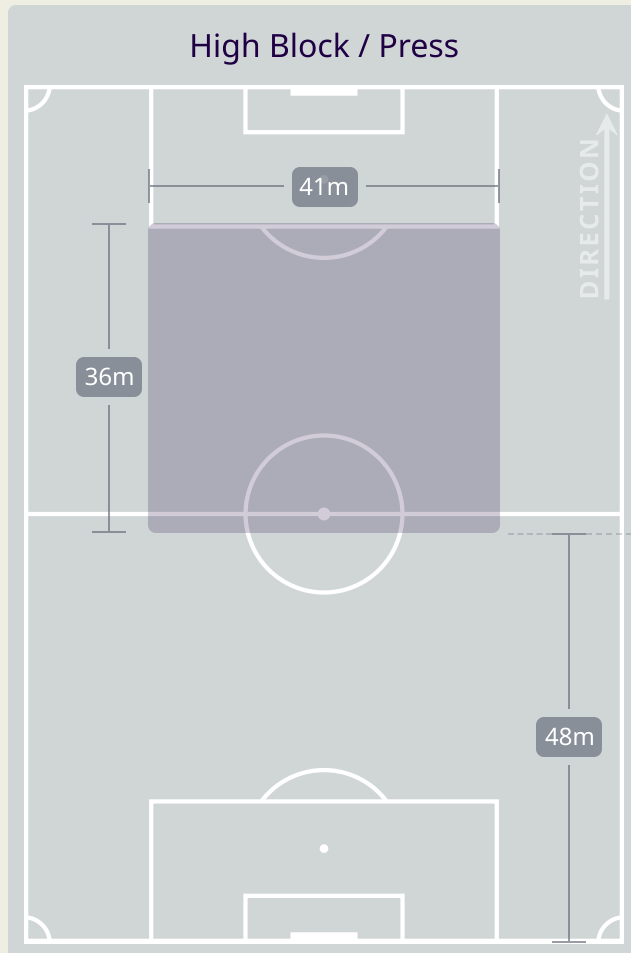
7

JIANG Guangtai
CENTRE BACK



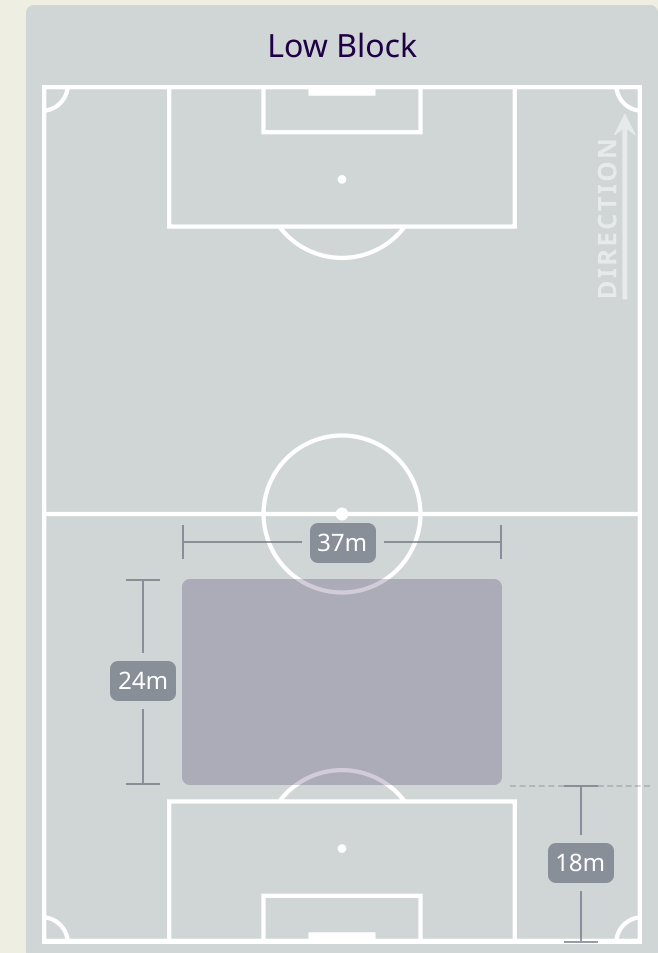
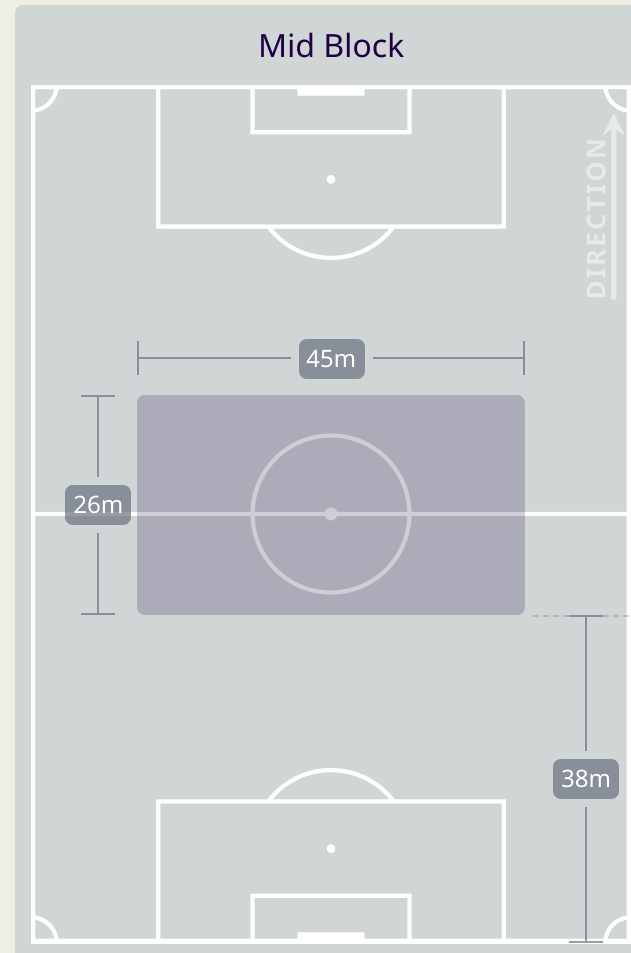
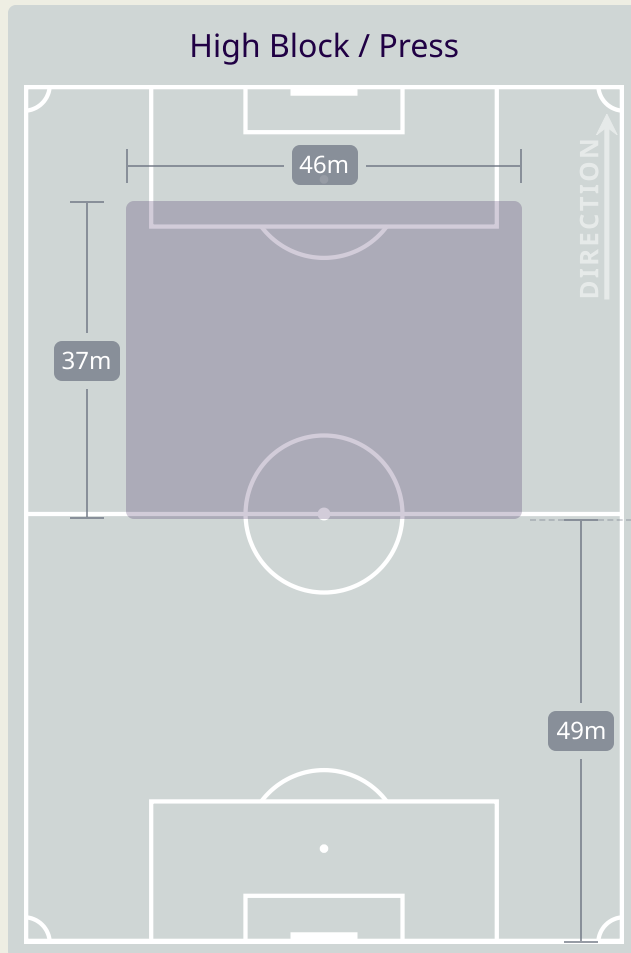
#	Player	Total Possession Regains
1	YAN Junling	3
2	JIANG Guangtai	7
3	ZHU Chenjie	6
5	ZHANG Linpeng	3
6	WANG Shangyuan	2
9	ZHANG Yuning	1
15	WU Xi	2
19	LIU Yang	5
20	WEI Shihao	0
21	LIU Bin Bin	1
23	LIN Liangming	2
7	WU Lei	2
8	XU Xin	2
10	XIE Pengfei	1
11	TAN Long	0
24	JIANG Shenglong	0

Defensive Line Height & Team Length



Defensive Line Height & Team Length

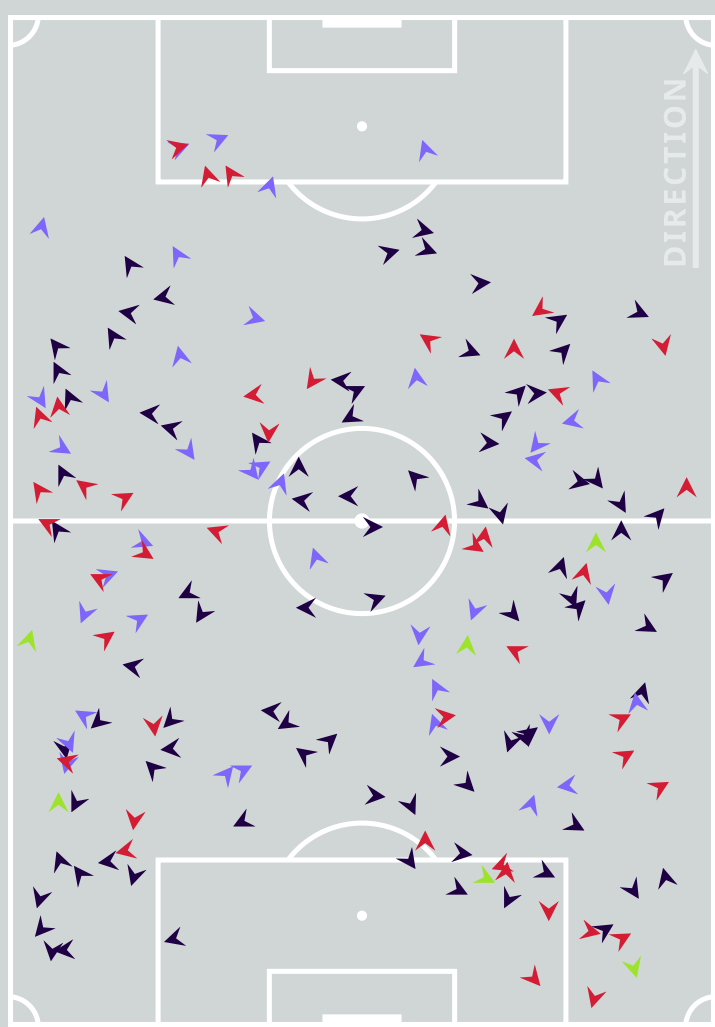
China PR



Defensive Pressure



Qatar



● Shown Outside ● Shown Inside ● Neutral ● From Behind

176	Total Pressures	242
46	Direct Pressures	56
1.21s	Avg Pressure Duration	1.31s
50	Forced Turnovers	45
7s	Ball Recovery Time	8.36s
68	Pushing on into Pressing	116
172	Pushing on	243
40	Pressing Direction Inside	40
87	Pressing Direction Outside	136

Most Direct Pressures

6

ALI ASAD

RIGHT CENTRE MIDFIELD

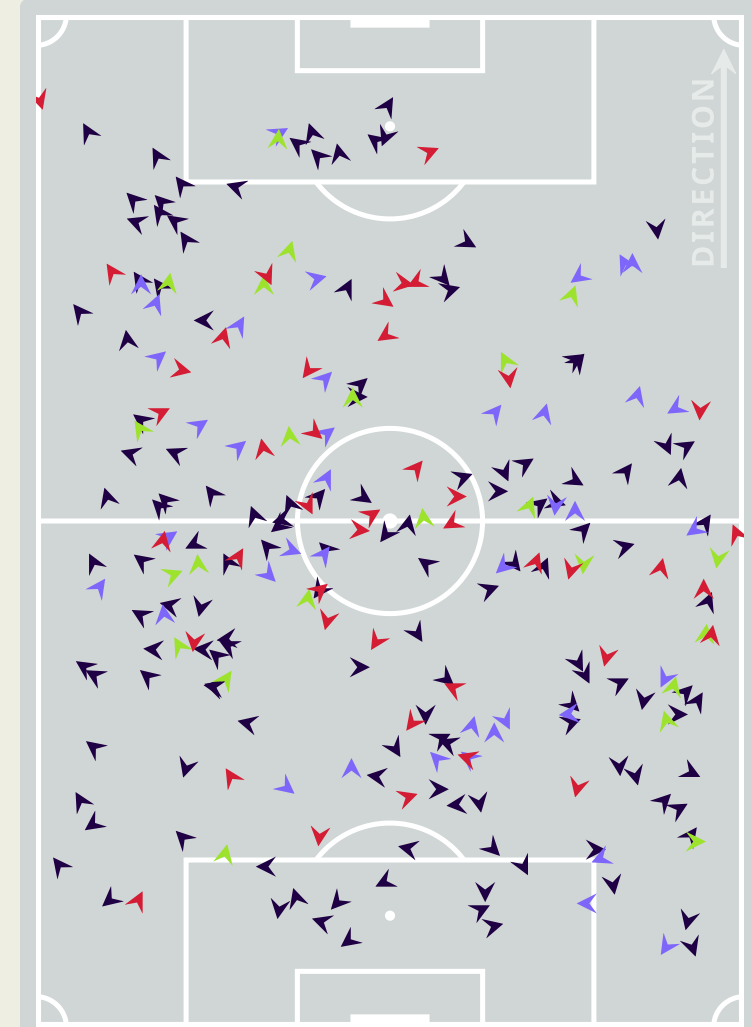
Most Direct Pressures

9

LIN Liangming

LEFT WINGER

China PR



● Shown Outside ● Shown Inside ● Neutral ● From Behind

GOALKEEPING



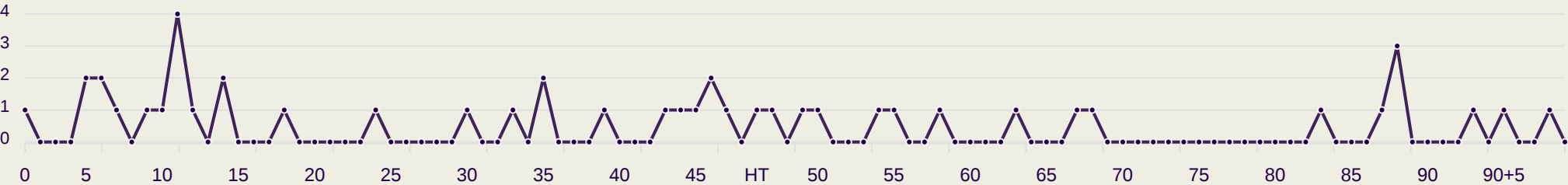
Qatar v China PR

Goalkeeping Involvement



Qatar

Qatar GK Involvement Timeline



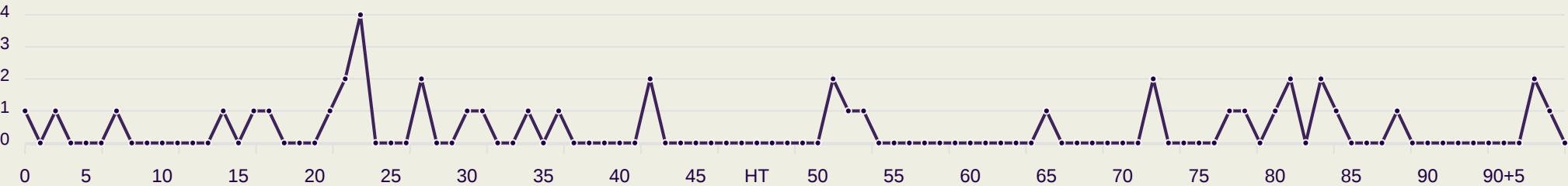
47

Total Involvements



China PR

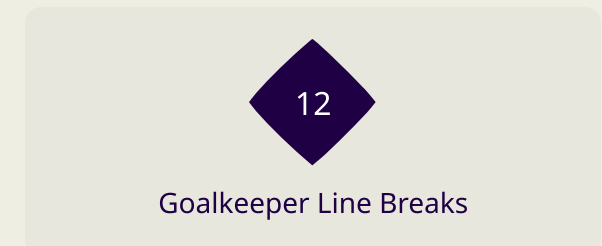
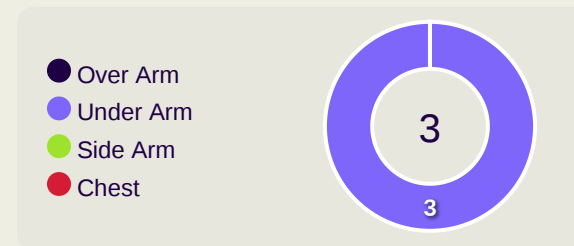
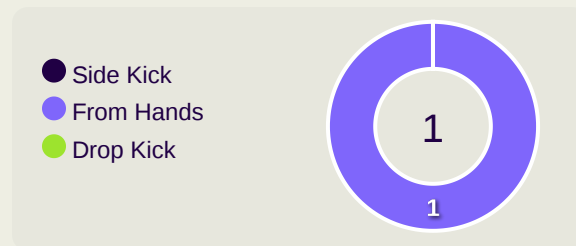
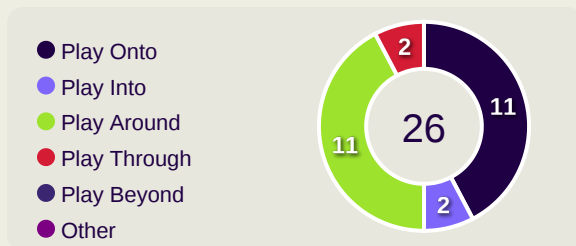
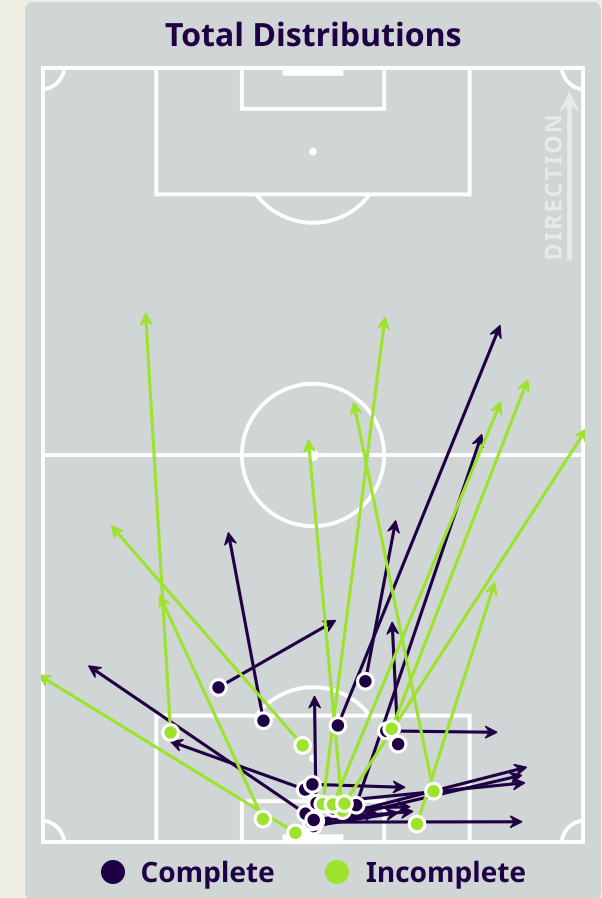
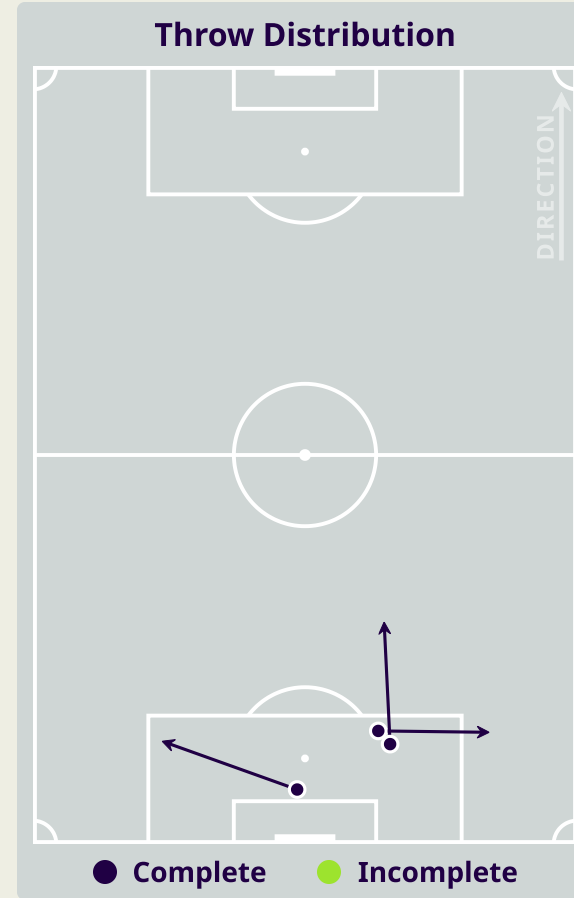
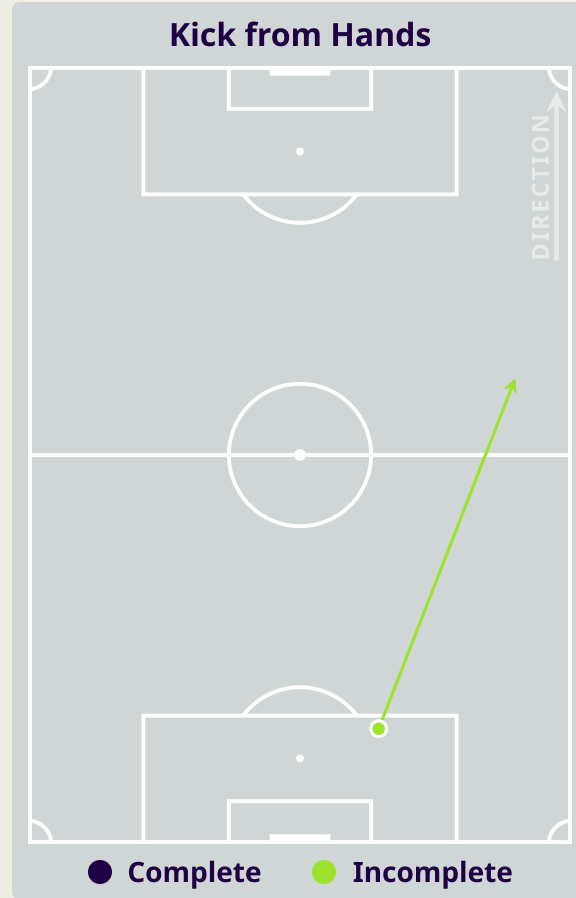
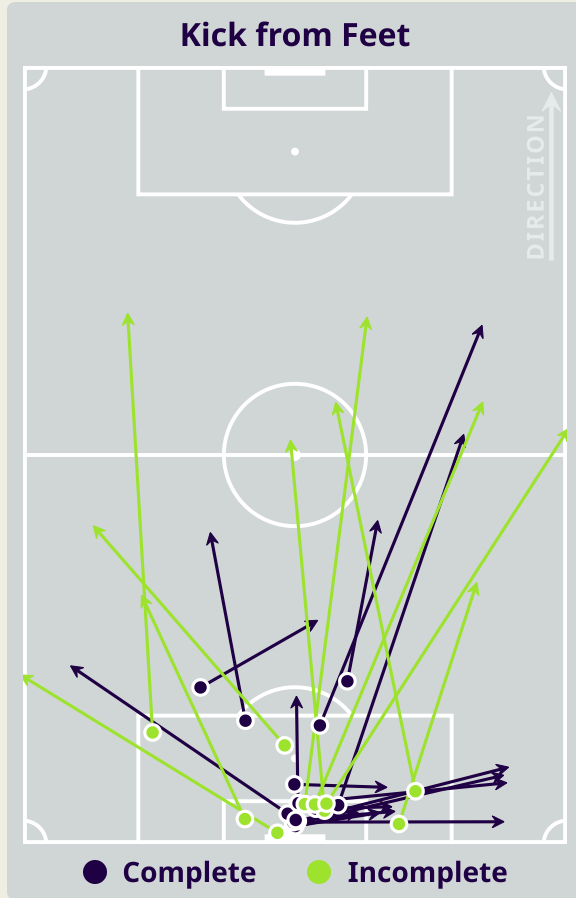
China PR GK Involvement Timeline



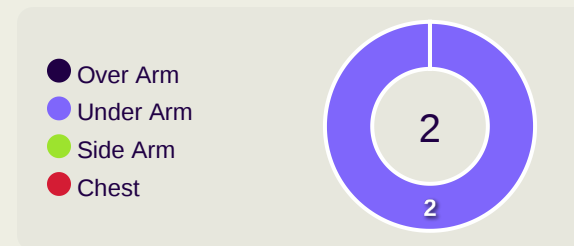
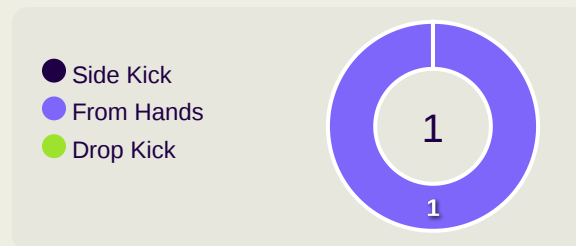
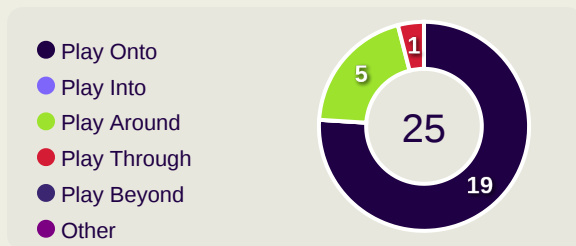
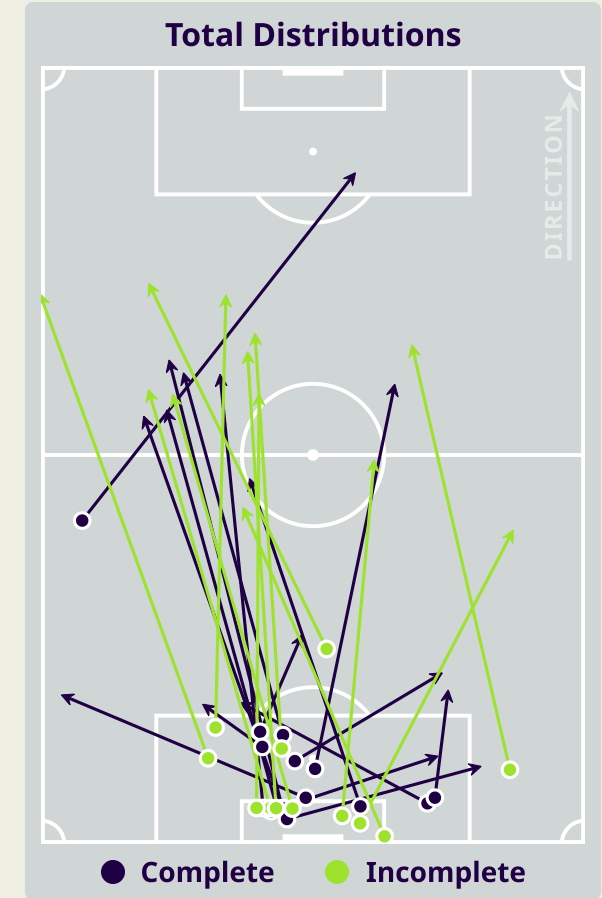
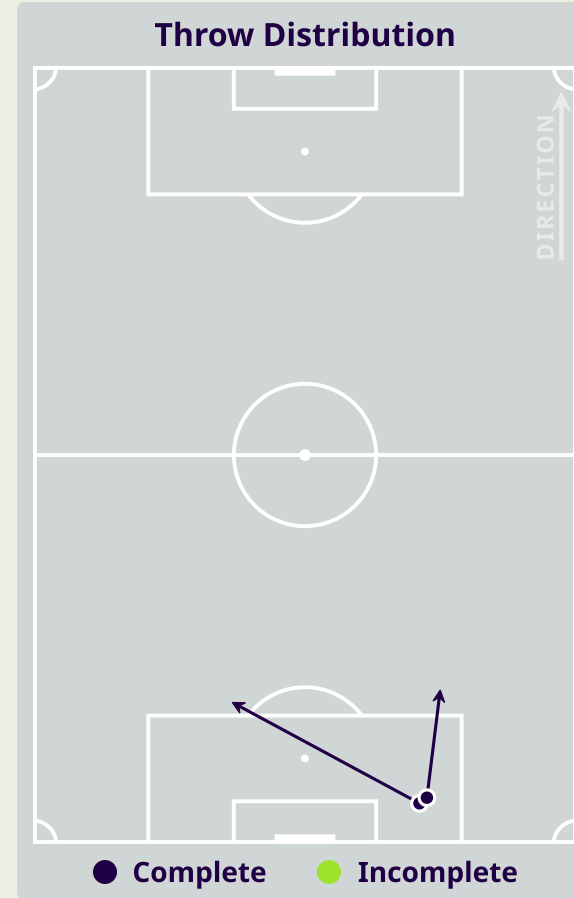
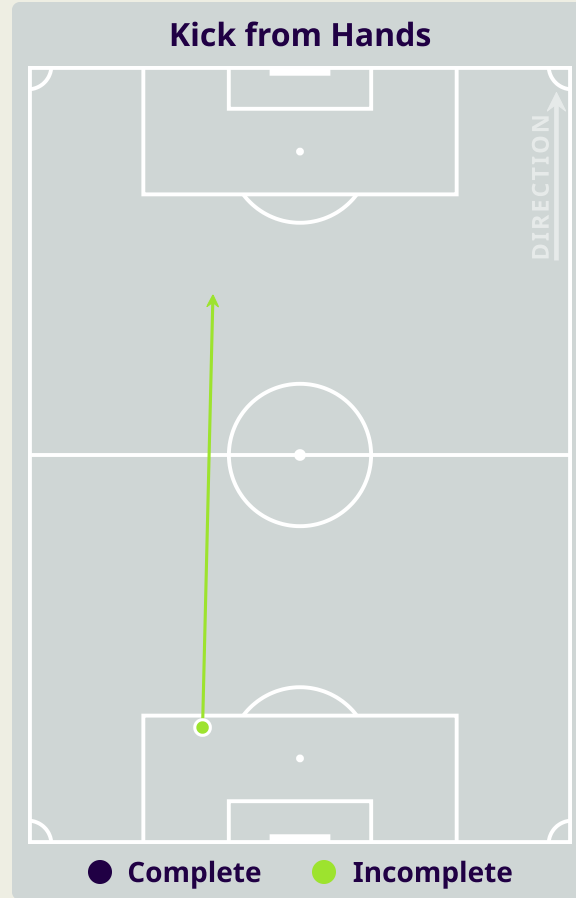
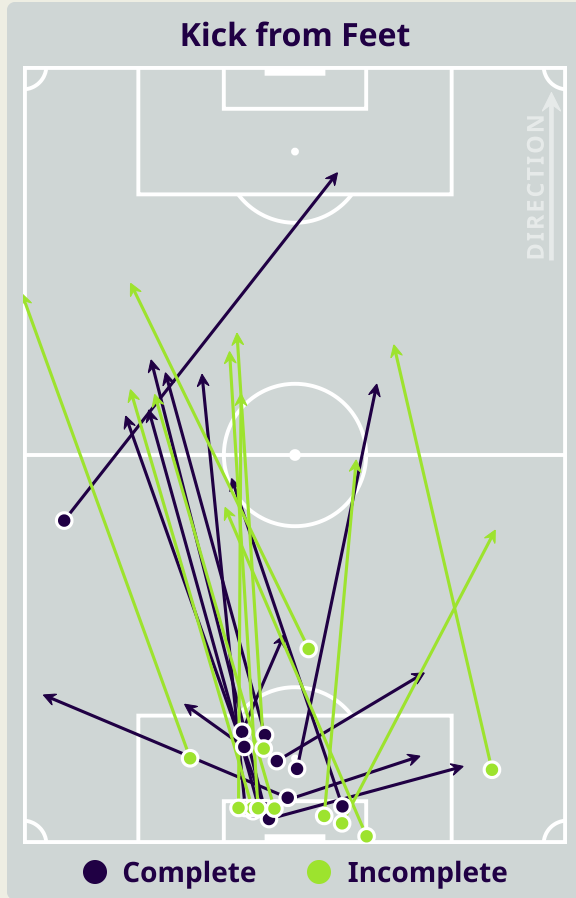
40

Total Involvements

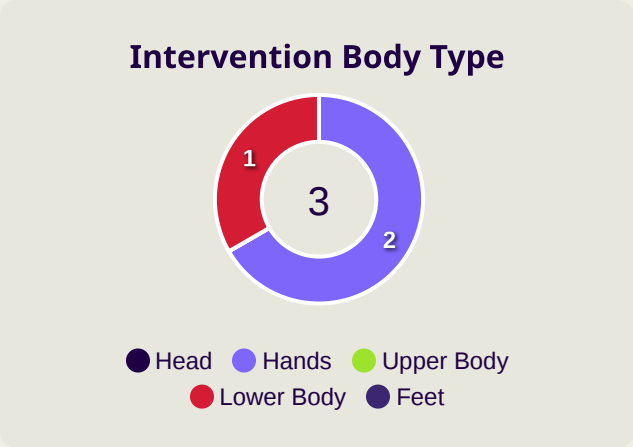
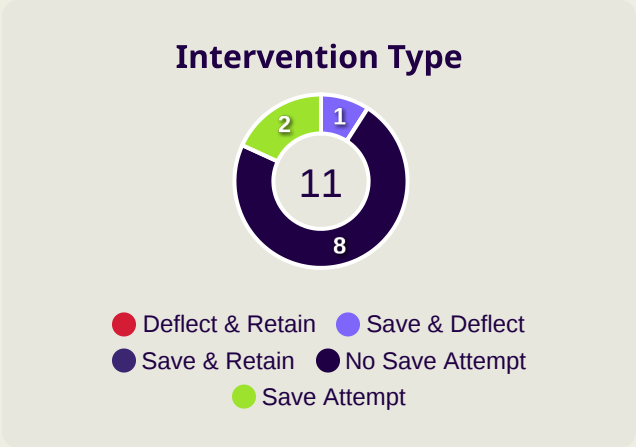
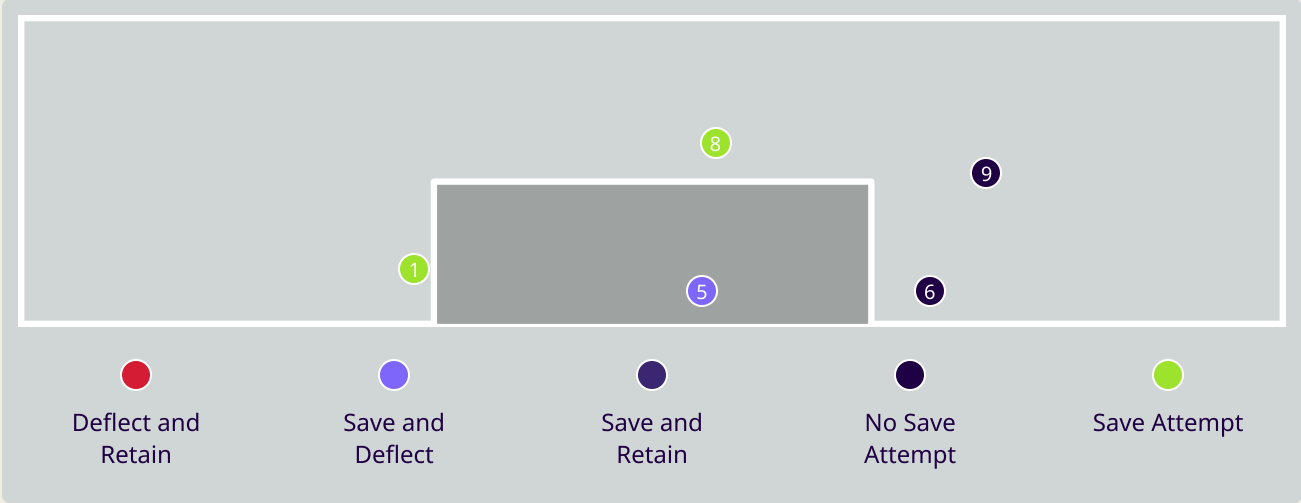
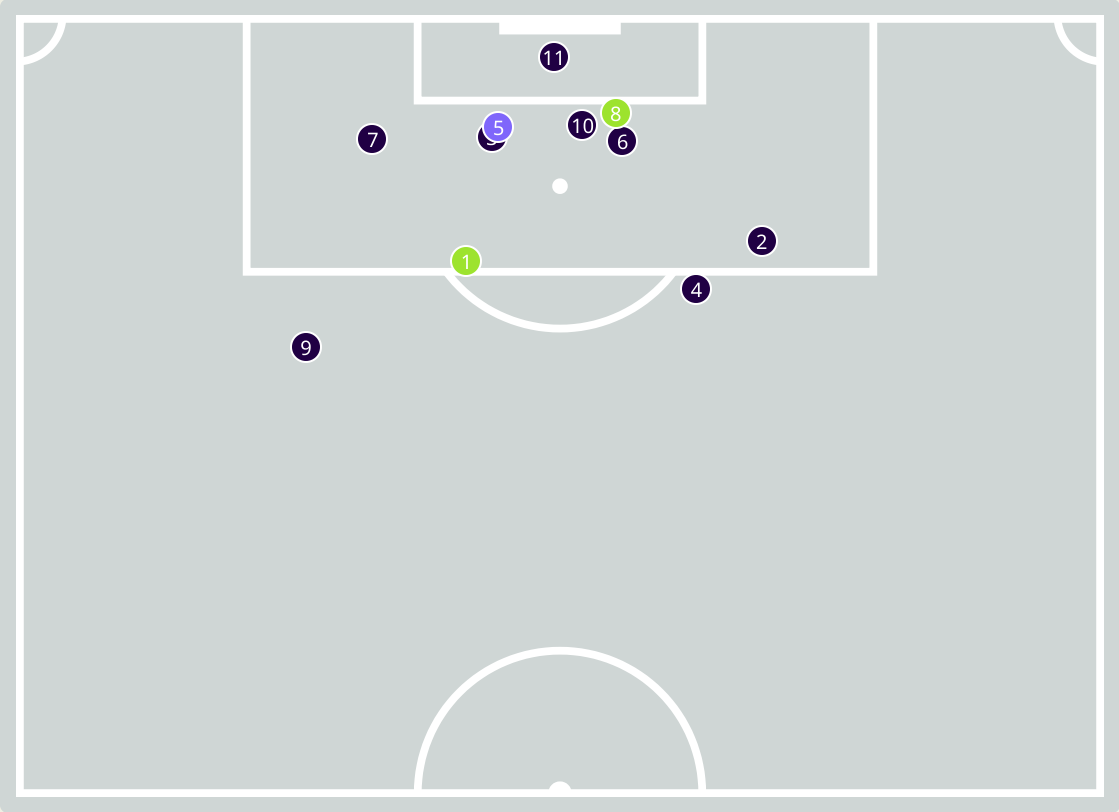

Goalkeeping Distribution



Goalkeeping Distribution

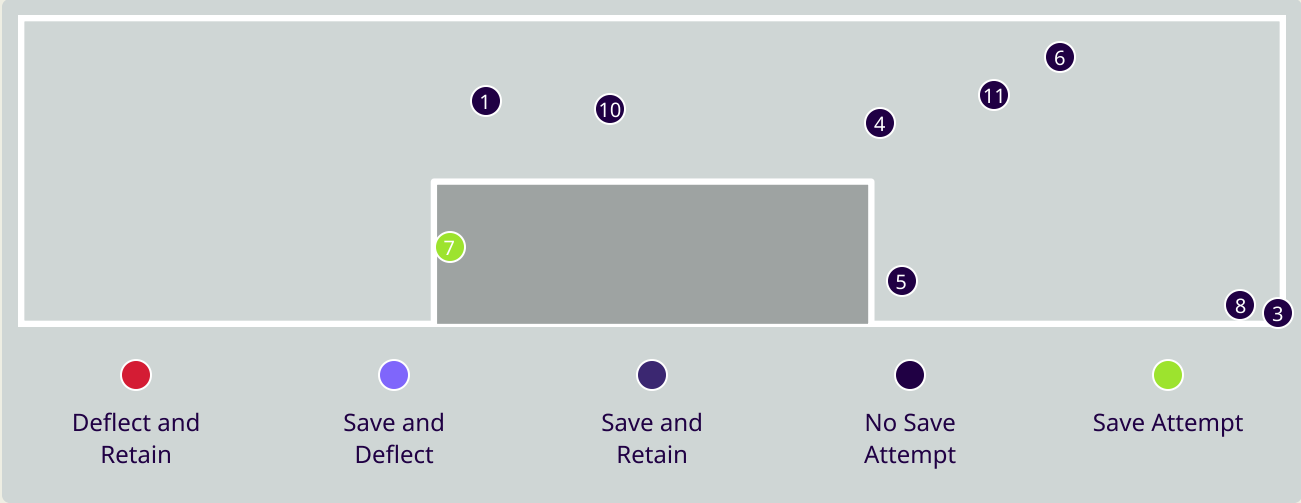
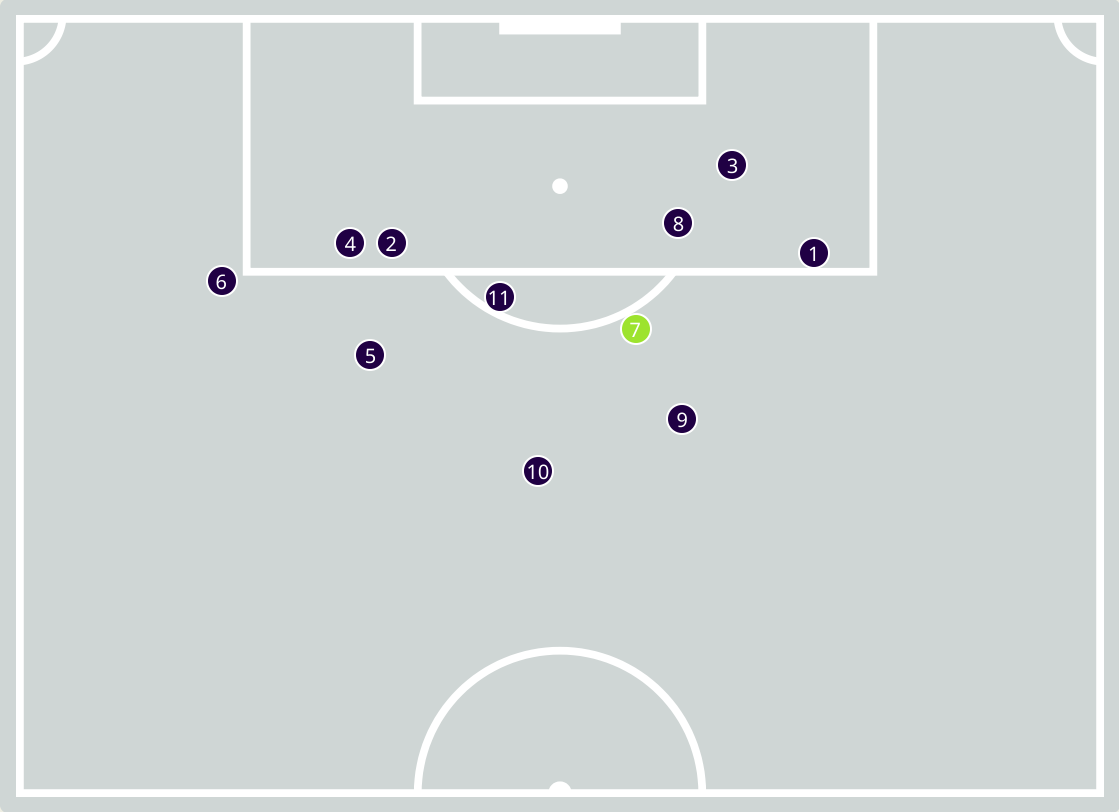


Goal Prevention



Total Attempts on Goal Faced	Total Goal Interventions	Save & Retain	Deflect & Retain	Save & Deflect	Save Attempt	No Save Attempt
11	1	0	0	1	2	8

Goal Prevention

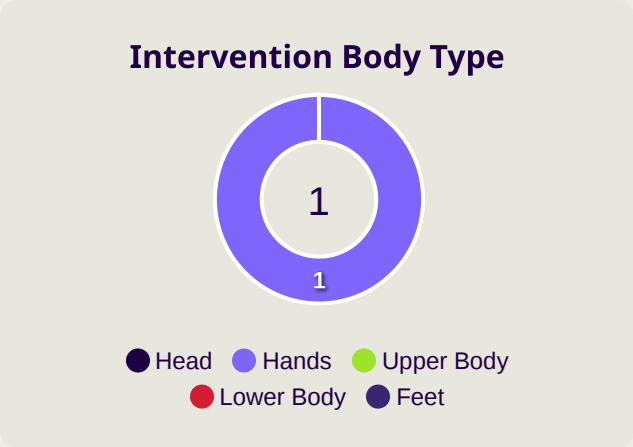
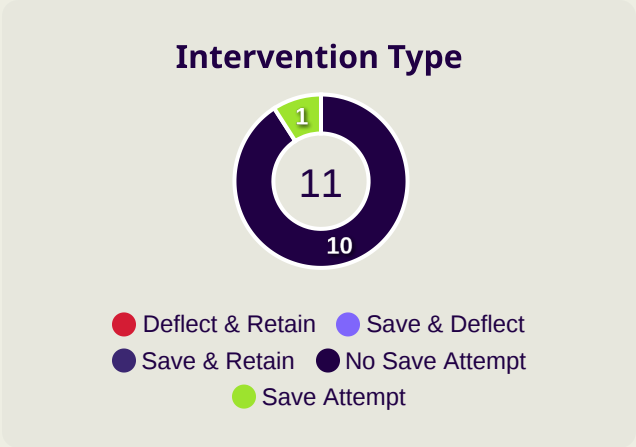


11

Total Attempts on Goal Faced

0

Save %



Total Attempts on Goal Faced	Total Goal Interventions	Save & Retain	Deflect & Retain	Save & Deflect	Save Attempt	No Save Attempt
11	0	0	0	0	1	10

Aerial Control

Qatar



4
Total Interventions

2

Complete

3

Punches

1

Incomplete

0

Complete

1

Claims

1

Incomplete

0

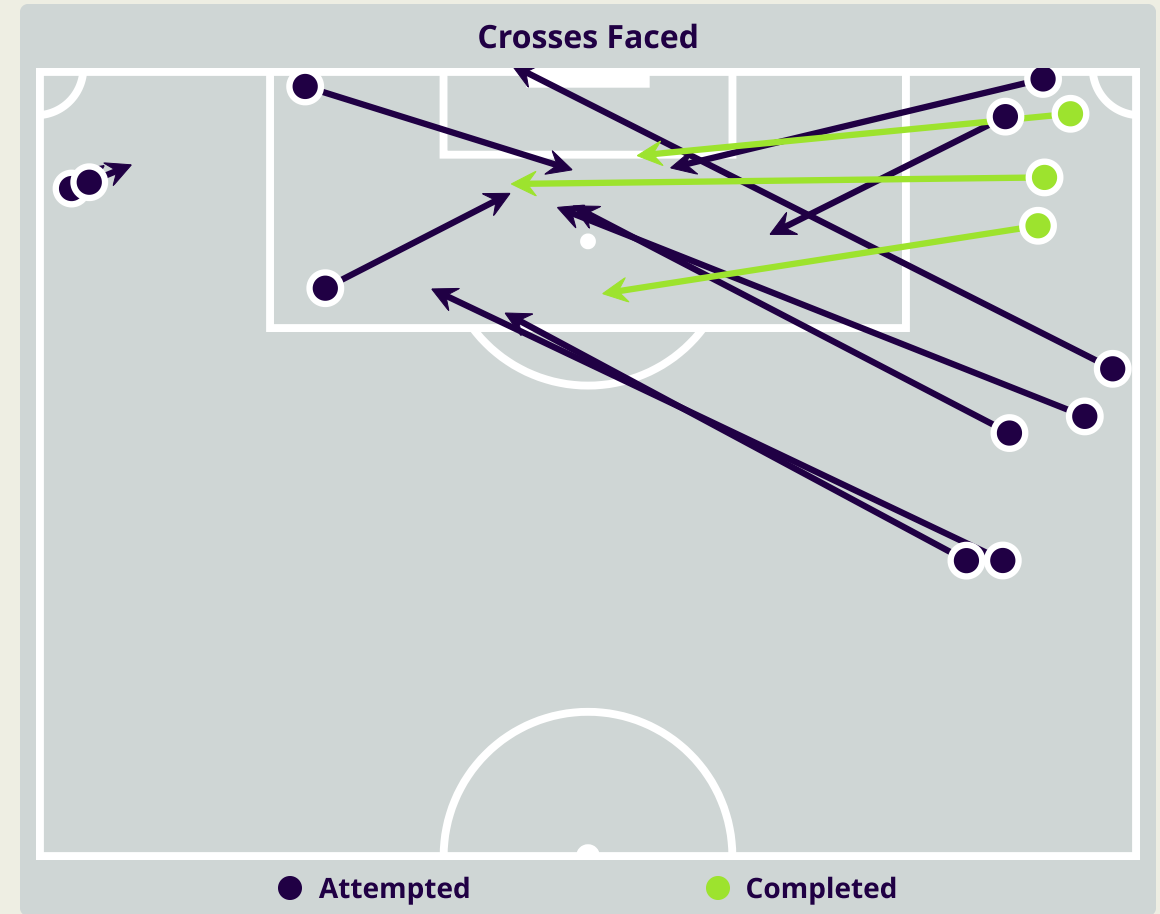
Complete

0

Tipped/Palmed

0

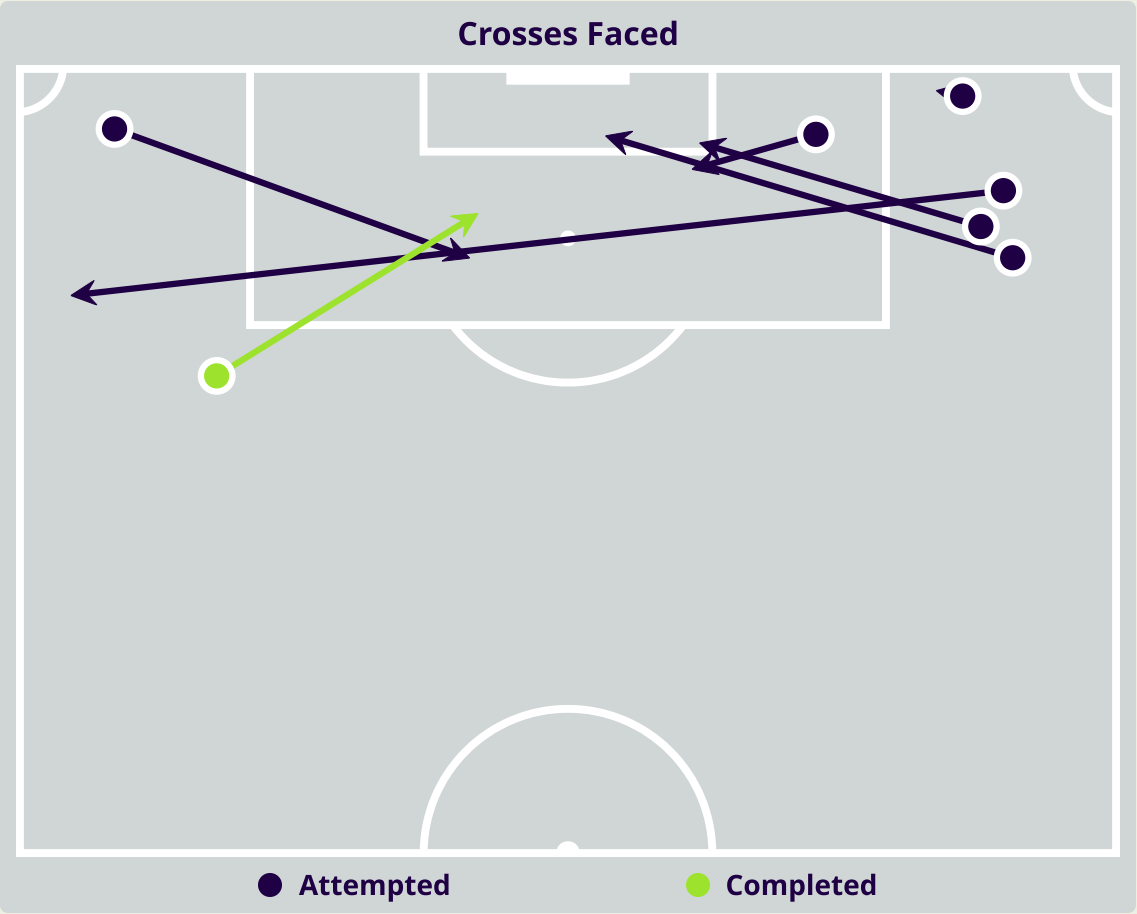

Incomplete



Delivery Types Faced

Total	In Swing	Out Swing	Driven	Lofted	Cutback	Push
20	5	6	0	8	0	1

Aerial Control



Delivery Types Faced


Total	In Swing	Out Swing	Driven	Lofted	Cutback	Push
12	4	3	1	1	1	2

SET PLAYS



Qatar v China PR

Set Plays



Free Kicks	
Type	Total
Direct	12
Direct (on target)	0
Direct (off target)	0
Indirect	1

Corners			
Delivery Type	From Left Side	From Right Side	Total
Direct to Area	1	3	4
Short	0	1	1

Edge of Penalty Area	1	0	1
----------------------	---	---	---

Corners	
Delivery Style	Total
Inswing	3
Outswing	1
Driven	1

Set Plays



Free Kicks	
Type	Total
Direct	7
Direct (on target)	0
Direct (off target)	0
Indirect	3

Corners			
Delivery Type	From Left Side	From Right Side	Total
Direct to Area	1	4	5
Short	0	1	1

Edge of Penalty Area	0	0	0
----------------------	---	---	---

Corners	
Delivery Style	Total
Inswing	4
Outswing	1
Driven	0

INDIVIDUAL DATA IN POSSESSION




Qatar v China PR

In Possession - Distributions



#	Player	Passes Attempted	Passes Completed	Pass Completion %	Switches of Play	Crosses Attempted	Crosses Completed	Line Breaks Attempted	Line Breaks Completed	Line Break Completion %	Ball Progressions	Take Ons	Step Ins	Attempts at Goal	Goals
1	SAAD ALSHEEB	19	11	58%	0	0	0	7	1	14%	0	0	0	0	0
3	ALMAHDI ALI	45	39	87%	1	0	0	19	15	78%	0	0	0	0	0
6	ABDULAZIZ HATEM	26	26	100%	1	1	1	5	5	100%	0	0	0	1	0
7	AHMED ALAAELDIN	11	11	100%	1	0	0	0	0	0%	1	0	1	0	0
8	ALI ASAD	51	48	94%	0	0	0	8	8	100%	1	1	0	0	0
9	YUSUF ABDURISAG	12	11	92%	1	2	0	1	1	100%	0	0	0	1	0
13	KHALID MUNEER	36	31	86%	0	1	0	9	7	77%	3	2	1	3	0
15	BASSAM ALRAWI	64	48	75%	0	0	0	26	16	61%	0	0	0	1	0
16	BOUALEM KHOUKHI	50	45	90%	1	0	0	7	4	57%	0	0	0	0	0
18	SULTAN ALBRAKE	34	23	68%	0	1	0	16	12	75%	1	1	0	0	0
23	MOUSTAFA TAREK	30	25	83%	0	3	0	8	6	75%	0	0	0	0	0
21	SALAH ZAKARIA	5	4	80%	0	0	0	2	1	50%	0	0	0	0	0
22	MESHAAL BARSHAM	6	4	67%	0	0	0	3	1	33%	0	0	0	0	0
10	HASSAN ALHAYDOS	19	16	84%	0	0	0	8	6	75%	0	0	0	2	1
11	AKRAM AFIF	23	20	87%	0	2	2	5	4	80%	0	0	0	1	0
24	JASSEM GABER	26	21	81%	0	0	0	3	2	66%	0	0	0	1	0
25	AHMED ALGANEHI	16	11	69%	1	2	0	2	0	0%	3	1	2	1	0

In Possession - Offers & Receptions



			Offer movement types						
#	Player	Total Offers	In Front	In Between	Out to In	In to Out	In Behind	No Movement	Offers Received
1	SAAD ALSHEEB	3	0	0	0	0	0	3	1
3	ALMAHDI ALI	1	1	0	0	0	0	0	1
6	ABDULAZIZ HATEM	10	5	4	0	0	0	1	3
7	AHMED ALAAELDIN	35	1	11	1	1	19	2	13
8	ALI ASAD	58	17	20	2	5	4	10	19
9	YUSUF ABDURISAG	22	0	6	1	0	12	3	10
13	KHALID MUNEEER	35	8	8	1	7	6	5	8
15	BASSAM ALRAWI	4	2	0	0	0	0	2	2
16	BOUALEM KHOUKHI	6	0	0	0	0	1	5	2
18	SULTAN ALBRAKE	22	3	1	1	0	10	7	8
23	MOUSTAFA TAREK	43	11	14	0	7	7	4	10
21	SALAH ZAKARIA	2	0	0	0	0	0	2	1
22	MESHAAL BARSHAM	1	0	0	0	0	0	1	0
10	HASSAN ALHAYDOS	8	3	5	0	0	0	0	5
11	AKRAM AFIF	26	0	11	0	1	12	2	17
24	JASSEM GABER	24	7	12	0	1	0	4	12
25	AHMED ALGANEHI	38	3	5	2	3	13	12	11

In Possession - Distributions



#	Player	Passes Attempted	Passes Completed	Pass Completion %	Switches of Play	Crosses Attempted	Crosses Completed	Line Breaks Attempted	Line Breaks Completed	Line Break Completion %	Ball Progressions	Take Ons	Step Ins	Attempts at Goal	Goals
1	YAN Junling	28	16	57%	0	0	0	15	5	33%	0	0	0	0	0
2	JIANG Guangtai	18	16	89%	0	0	0	3	1	33%	0	0	0	0	0
3	ZHU Chenjie	29	19	66%	2	0	0	9	7	77%	1	0	1	1	0
5	ZHANG Linpeng	41	30	73%	2	3	0	29	17	58%	0	0	0	0	0
6	WANG Shangyuan	30	24	80%	0	2	1	10	7	70%	0	0	0	0	0
9	ZHANG Yuning	23	17	74%	0	0	0	5	4	80%	0	0	0	3	0
15	WU Xi	17	12	71%	0	1	1	8	5	62%	0	0	0	1	0
19	LIU Yang	27	21	78%	0	5	2	12	7	58%	1	1	0	0	0
20	WEI Shihao	10	10	100%	0	1	0	3	2	66%	1	1	0	4	0
21	LIU Bin Bin	19	17	89%	0	2	0	5	5	100%	0	0	0	0	0
23	LIN Liangming	20	14	70%	2	0	0	3	2	66%	2	0	2	0	0
7	WU Lei	6	4	67%	0	0	0	0	0	0%	0	0	0	1	0
8	XU Xin	10	7	70%	0	1	0	7	4	57%	0	0	0	0	0
10	XIE Pengfei	25	24	96%	0	5	0	5	5	100%	1	0	1	0	0
11	TAN Long	5	4	80%	0	0	0	0	0	0%	0	0	0	1	0
24	JIANG Shenglong	4	3	75%	0	0	0	1	0	0%	1	1	0	0	0

In Possession - Offers & Receptions




			Offer movement types						
#	Player	Total Offers	In Front	In Between	Out to In	In to Out	In Behind	No Movement	Offers Received
1	YAN Junling	3	0	0	0	0	0	3	2
2	JIANG Guangtai	12	2	0	0	0	0	10	2
3	ZHU Chenjie	1	0	0	0	0	0	1	1
5	ZHANG Linpeng	21	10	0	0	1	2	8	6
6	WANG Shangyuan	23	16	4	0	0	2	1	13
9	ZHANG Yuning	23	1	10	0	0	12	0	10
15	WU Xi	14	6	2	0	1	5	0	4
19	LIU Yang	13	0	1	0	0	4	8	5
20	WEI Shihao	28	1	6	4	1	12	4	7
21	LIU Bin Bin	15	4	0	0	0	4	7	7
23	LIN Liangming	17	0	4	2	2	7	2	4
7	WU Lei	12	1	1	1	1	8	0	3
8	XU Xin	12	2	4	1	0	4	1	5
10	XIE Pengfei	9	1	1	0	0	0	7	5
11	TAN Long	5	0	1	0	2	2	0	3
24	JIANG Shenglong	2	0	0	0	0	2	0	0

INDIVIDUAL DATA OUT OF POSSESSION



Qatar v China PR

Out of Possession



#	Player	Tackles Made / Won	Blocks	Interceptions	Pressing Direct	Pressing Indirect	Duels Won - Aerial	Duels Won - Physical	Possession Contests won	Clearances	Loose Ball Receptions	Pushing On	Pushing On into Pressing	Possession Regains	Possession Interrupted
1	SAAD ALSHEEB	0 / 0	0	0	0	0	0	0	0	0	1	0	0	2	0
3	ALMAHDI ALI	2 / 0	1	0	4	0	2	0	2	9	4	10	3	5	3
6	ABDULAZIZ HATEM	0 / 0	1	0	2	7	1	0	1	0	4	7	3	2	1
7	AHMED ALAAELDIN	0 / 0	0	0	0	4	1	0	1	0	1	8	2	1	0
8	ALI ASAD	4 / 0	1	0	6	22	2	0	2	1	5	23	15	2	2
9	YUSUF ABDURISAG	0 / 0	1	0	3	6	1	0	1	1	3	4	1	0	1
13	KHALID MUNEER	6 / 0	0	0	5	33	1	0	1	2	6	34	12	2	2
15	BASSAM ALRAWI	1 / 1	3	0	5	10	7	0	7	10	8	12	4	9	6
16	BOUALEM KHOUKHI	3 / 0	4	1	4	1	5	0	6	10	2	4	1	11	7
18	SULTAN ALBRAKE	3 / 0	2	0	6	14	1	0	1	6	4	18	14	5	5
23	MOUSTAFA TAREK	0 / 0	2	1	2	10	0	0	0	0	3	18	4	2	1
21	SALAH ZAKARIA	0 / 0	0	0	0	0	0	0	0	0	0	0	0	2	0
22	MESHAAL BARSHAM	0 / 0	0	0	0	0	0	0	0	0	1	0	0	2	0
10	HASSAN ALHAYDOS	1 / 0	0	0	2	7	0	0	0	0	2	15	3	1	0
11	AKRAM AFIF	0 / 0	0	0	0	6	0	0	0	0	1	1	1	1	0
24	JASSEM GABER	3 / 0	0	1	4	5	6	0	6	0	2	5	2	5	1
25	AHMED ALGANEHI	6 / 0	2	1	3	5	2	0	2	2	3	13	3	1	3

Out of Possession




#	Player	Tackles Made / Won	Blocks	Interceptions	Pressing Direct	Pressing Indirect	Duels Won - Aerial	Duels Won - Physical	Possession Contests won	Clearances	Loose Ball Receptions	Pushing On	Pushing On into Pressing	Possession Regains	Possession Interrupted
1	YAN Junling	0 / 0	0	0	0	0	0	0	0	1	3	0	0	3	0
2	JIANG Guangtai	6 / 1	4	0	5	6	5	0	5	12	3	4	2	7	9
3	ZHU Chenjie	2 / 0	4	0	2	7	2	0	2	4	4	13	3	6	4
5	ZHANG Linpeng	6 / 0	2	0	7	7	5	0	5	10	8	22	5	3	8
6	WANG Shangyuan	5 / 0	1	1	7	26	0	0	0	2	8	35	15	2	2
9	ZHANG Yuning	0 / 0	0	1	5	30	6	0	6	0	4	21	12	1	0
15	WU Xi	1 / 0	0	1	3	9	0	0	1	1	5	20	6	2	1
19	LIU Yang	5 / 0	2	0	5	10	2	0	3	2	2	22	12	5	2
20	WEI Shihao	1 / 0	0	0	0	21	0	0	0	0	2	25	16	0	0
21	LIU Bin Bin	5 / 0	0	0	4	15	0	0	2	2	4	17	9	1	2
23	LIN Liangming	2 / 0	3	0	9	25	8	0	8	0	5	26	20	2	0
7	WU Lei	2 / 1	2	0	1	10	0	0	0	0	2	7	6	2	1
8	XU Xin	2 / 0	1	0	3	5	0	0	1	1	3	8	2	2	2
10	XIE Pengfei	1 / 0	0	0	5	6	0	0	0	2	4	17	5	1	2
11	TAN Long	0 / 0	1	0	0	8	2	0	2	0	0	4	2	0	1
24	JIANG Shenglong	0 / 0	0	0	0	1	4	0	4	0	2	2	1	0	0

INDIVIDUAL DATA PHYSICAL



Qatar v China PR

Physical Data



#	Player	Total Distance (m)	Zone 1: 0-7 km/h (m)	Zone 2: 7-15 km/h (m)	Zone 3: 15-20 km/h (m)	Zone 4: 20-25 km/h (m)	Zone 5: 25+ km/h (m)	High Speed Runs (Zone 4)	Sprints (Zone 5)	Top Speed (km/h)
1	SAAD ALSHEEB	2621.4	2006.3	547.2	59.3	8.5	0	1.0	0	20.6
3	ALMAHDI ALI	9526.2	4447.3	3317.6	1195.2	384.5	181.6	57.0	17.0	31.2
6	ABDULAZIZ HATEM	5452.7	1767.5	2618.1	810.4	227.2	29.6	22.0	3.0	28.2
7	AHMED ALAAELDIN	4708.9	2017.4	1576.2	568.8	359.8	186.6	54.0	16.0	30.3
8	ALI ASAD	11115.9	4504.4	4100.2	1548.5	711.9	250.8	89.0	19.0	30.2
9	YUSUF ABDURISAG	7838.0	2422.6	3221.2	1352.3	591.2	250.7	62.0	16.0	30.6
13	KHALID MUNEER	10954.1	4282.8	3862.3	1746.4	771.8	291.0	94.0	26.0	30.7
15	BASSAM ALRAWI	9704.0	4432.0	3733.0	984.6	417.1	137.2	55.0	11.0	30.0
16	BOUALEM KHOUKHI	9268.0	4107.8	3632.5	1127.4	281.0	119.2	39.0	9.0	33.0
18	SULTAN ALBRAKE	11512.0	4426.7	4215.0	1660.9	801.4	408.0	102.0	23.0	33.4
23	MOUSTAFA TAREK	8044.6	2325.9	3342.8	1609.4	494.5	271.9	59.0	15.0	30.7
21	SALAH ZAKARIA	831.4	646.1	160.5	21.8	3.0	0	1.0	0	21.7
22	MESHAAL BARSHAM	2122.7	1433.7	568.8	100.1	20.1	0	4.0	0	21.8
10	HASSAN ALHAYDOS	4324.2	1283.0	1886.1	827.2	294.6	33.4	34.0	3.0	28.7
11	AKRAM AFIF	3665.4	1695.5	1018.8	405.9	312.2	233.0	50.0	20.0	32.9
24	JASSEM GABER	5518.2	1994.7	2396.4	789.7	278.3	59.1	36.0	6.0	29.7
25	AHMED ALGANEHI	5654.8	2199.8	1939.1	871.1	411.1	233.7	49.0	13.0	33.6

Physical Data



#	Player	Total Distance (m)	Zone 1: 0-7 km/h (m)	Zone 2: 7-15 km/h (m)	Zone 3: 15-20 km/h (m)	Zone 4: 20-25 km/h (m)	Zone 5: 25+ km/h (m)	High Speed Runs (Zone 4)	Sprints (Zone 5)	Top Speed (km/h)
1	YAN Junling	5665.0	4287.5	1181.7	156.6	39.2	0	5.0	0	24.1
2	JIANG Guangtai	9078.3	4328.2	3207.6	920.8	375.3	246.4	59.0	16.0	33.0
3	ZHU Chenjie	9884.7	4371.2	3884.7	961.3	508.5	159.0	63.0	13.0	30.6
5	ZHANG Linpeng	10885.7	3836.4	4567.5	1567.9	692.2	221.7	93.0	22.0	29.4
6	WANG Shangyuan	9504.0	3669.4	3822.3	1519.5	415.8	77.1	55.0	7.0	28.1
9	ZHANG Yuning	10982.1	4106.2	4852.6	1372.1	504.8	146.4	67.0	10.0	33.0
15	WU Xi	7510.2	2768.5	2786.7	1347.7	505.4	101.9	61.0	12.0	29.3
19	LIU Yang	10848.7	4368.1	4095.8	1333.6	677.7	373.6	80.0	23.0	32.1
20	WEI Shihao	6780.7	2563.8	2713.4	893.9	433.2	176.3	54.0	11.0	30.9
21	LIU Bin Bin	5375.9	2114.7	2012.3	707.6	323.6	217.7	47.0	14.0	31.7
23	LIN Liangming	8398.6	3190.0	3316.2	1265.0	436.1	191.3	66.0	20.0	31.0
7	WU Lei	3458.8	1394.8	1419.7	347.2	232.2	64.9	30.0	4.0	33.6
8	XU Xin	3819.6	1398.1	1541.8	681.9	178.8	18.9	23.0	2.0	29.2
10	XIE Pengfei	5431.7	2163.9	2067.1	665.3	375.4	159.9	50.0	18.0	29.9
11	TAN Long	2963.5	1063.6	1191.2	418.7	213.0	77.1	26.0	4.0	29.8
24	JIANG Shenglong	1725.9	732.1	710.6	167.2	62.8	53.1	12.0	3.0	30.7



AFC
ASIAN CUP
QATAR 2023™