



**AFC**  
**ASIAN CUP**  
QATAR 2023™



## **Tajikistan 2 - 1 Lebanon**

Group A - Match 26

22 January 2024

18:00 Kick Off

Jassim Bin Hamad Stadium

# **POST MATCH SUMMARY REPORT**

Match Summary - Teams



Tajikistan



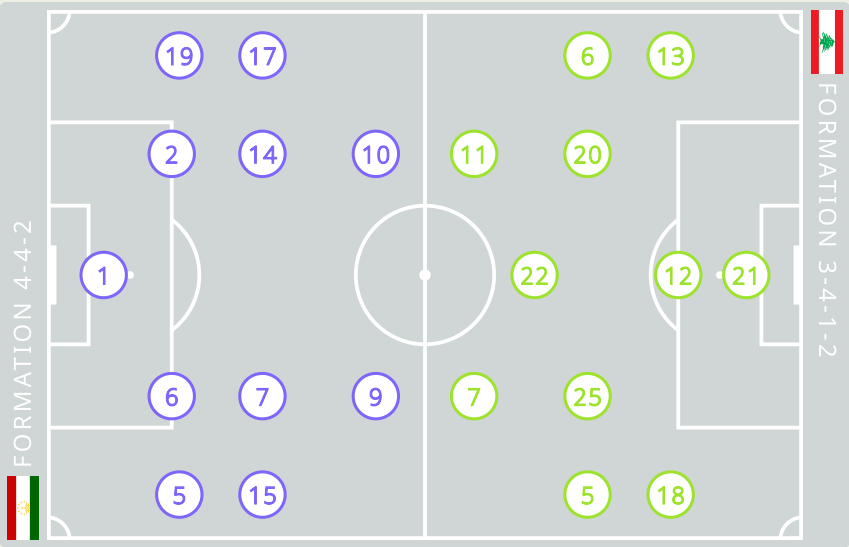
Lebanon

STARTING

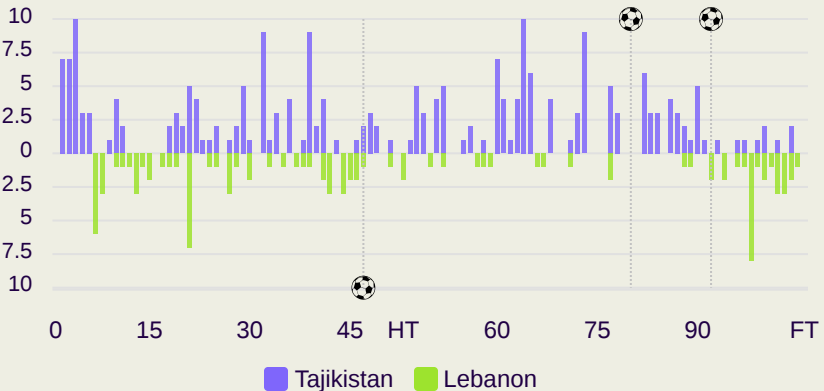
1	GK	YATIMOV Rustam	
2	DF	DZHURABOYEV Zoir	27'
5	DF	SAFAROV Manucher	
6	DF	HANONOV Vahdat	
7	MF	UMARBAEV Parvizdzhon	80'
9	FW	SOIROV Rustam	72'
10	MF	DZHALILOV Alisher	88'
14	MF	SHUKUROV Alisher	72'
15	MF	MABATSHOEV Shervoni	72'
17	MF	EHSONI Panshanbe	97'
19	DF	NAZAROV Akhtam (C)	90+12'

SUBSTITUTES

16	GK	BAROTOV Daler	
23	GK	KHASANOV Mukhridin	
3	DF	DAVLATMIR Tabrezi	90+12'
4	DF	NAZAROV Kholmurod	
8	MF	TURSUNOV Komron	
11	MF	RAHIMOV Muhammadjon	72'
12	DF	QURBONOV Sodikjon	
18	MF	KHAILOEV Ruslan	88' 101'
20	MF	ALIJONI Burizod	
21	MF	SAFAROV Vaisiddin	
22	FW	SAMIEV Shahrom	72'
24	MF	IMOMNAZAROV Daler	
25	FW	KHAMROKULOV Nuriddin	72' 90+2'
26	FW	AZIZBOEV Muhammadali	



Distribution in the Final Third



STARTING

77'	MATAR Mostafa	GK	21
82'	NASSAR Nassar	DF	5
94'	ZEIN Hussein	DF	6
58'	(C) MAATOUK Hassan	MF	7
67'	CHAABAN Omar	FW	11
	MELKI Robert	DF	12
	KHAMIS Khalil	DF	13
53'	EL ZEIN Kassem	DF	18
82'	TNEICH Ali	MF	20
81'	JRADI Bassel	MF	22
	SROUR Hasan	MF	25

SUBSTITUTES

	KHALIL Mehdi	GK	1
	SABEH Ali	GK	23
	EL HINDI Yahya	MF	2
	SABRA Maher	DF	3
	MANSOUR Nour	DF	4
	SAAD Hassan	MF	8
67'	ALHELWE Hilal	FW	9
81'	HAIDAR Mohamad	MF	10
	DHAINI Mouhammed	MF	14
	AYOUB Jihad	MF	15
58'	SHOUR Walid	MF	16
	AL HAJ Ali	MF	17
82'	KURI Daniel	FW	19
82'	BITAR Gabriel	MF	24
	CHAITOU Hassan	DF	26

Match Summary - Key Statistics



Tajikistan



Lebanon



Possession			
Total	<div><div>57.9%</div><div>13.1%</div><div>29%</div></div>	Total	
2	Goals	1	
16 (4)	Attempts at Goal (On Target)	14 (6)	
586 (504)	Total Passes (Complete)	242 (162)	
86 %	Pass Completion %	67 %	
111	Completed Line Breaks	73	
14	Defensive Line Breaks	8	
181	Receptions in the Final Third	64	
33	Crosses	22	
12	Ball Progressions	13	
126 (36)	Defensive Pressures Applied (Direct Pressures)	226 (40)	
55	Forced Turnovers	69	
88	Second Balls	81	
129.1 km	Total Distance Covered	121.2 km	
7 km	Zone 4 – Low Speed Sprinting: 20-25 km/h	6.3 km	



Tajikistan

Phases of Play

Lebanon



IN POSSESSION



OUT OF POSSESSION



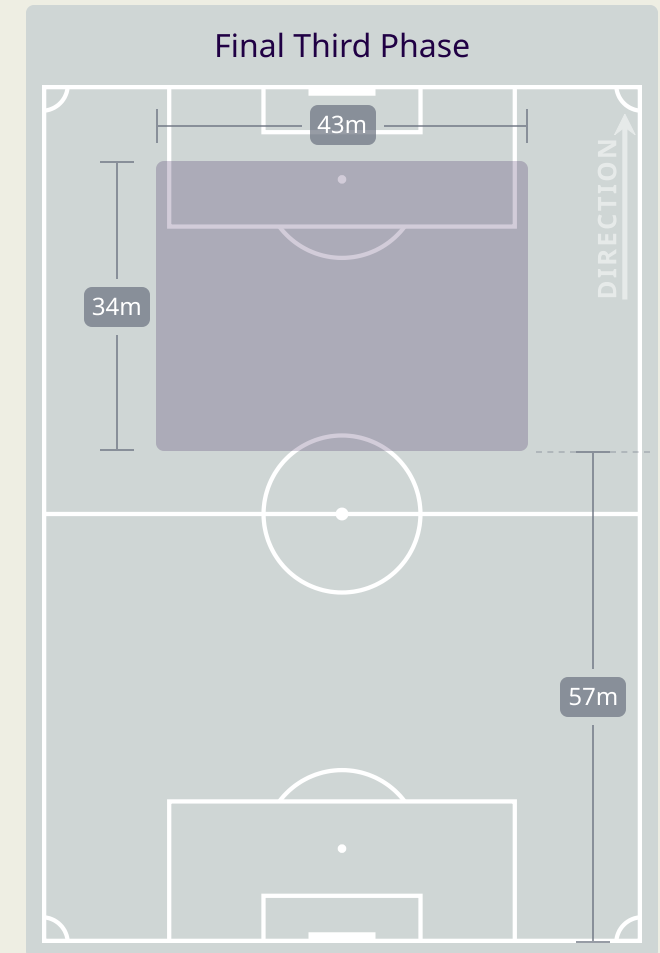
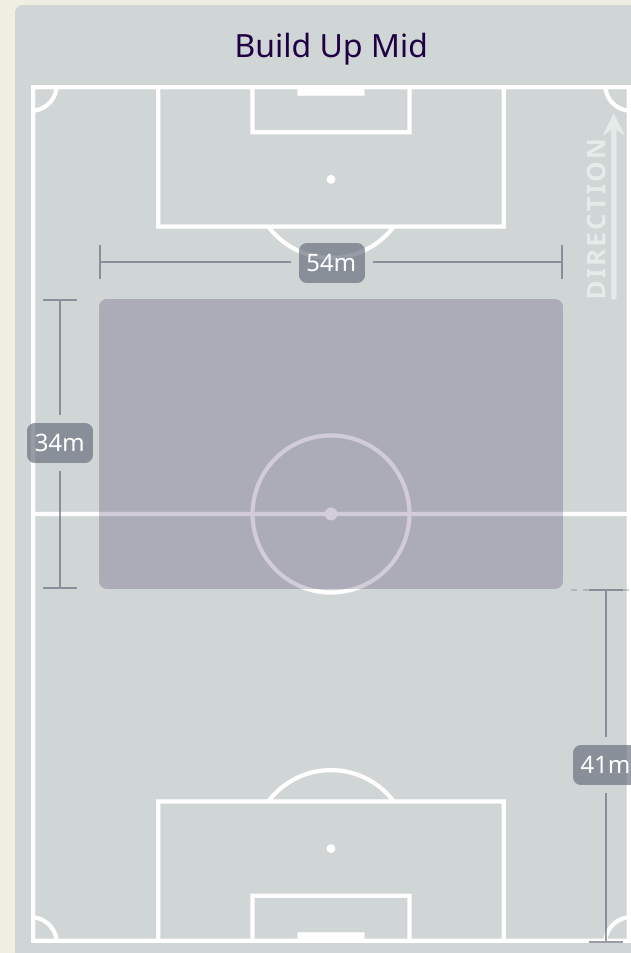
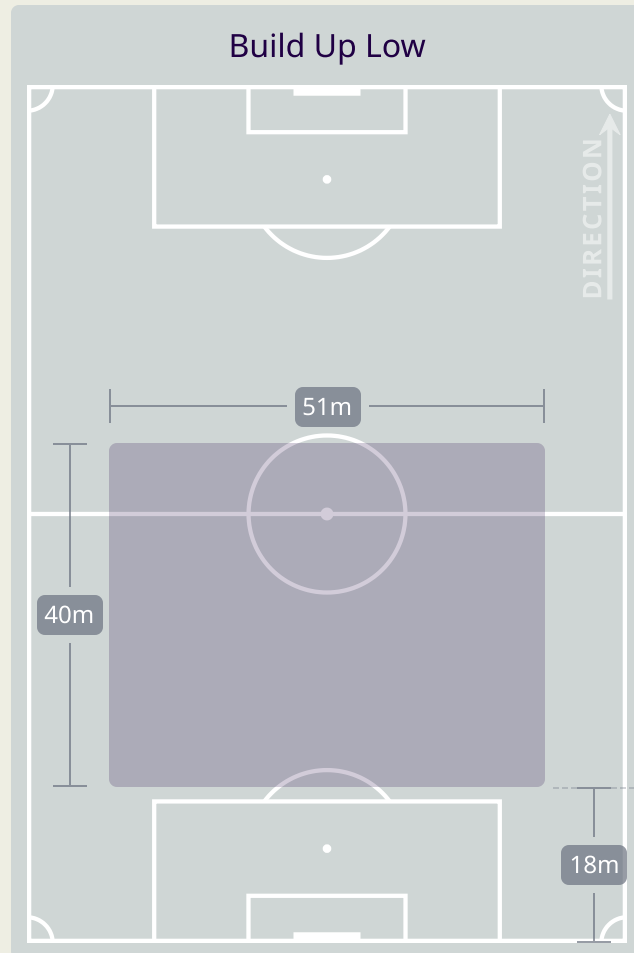
# IN POSSESSION



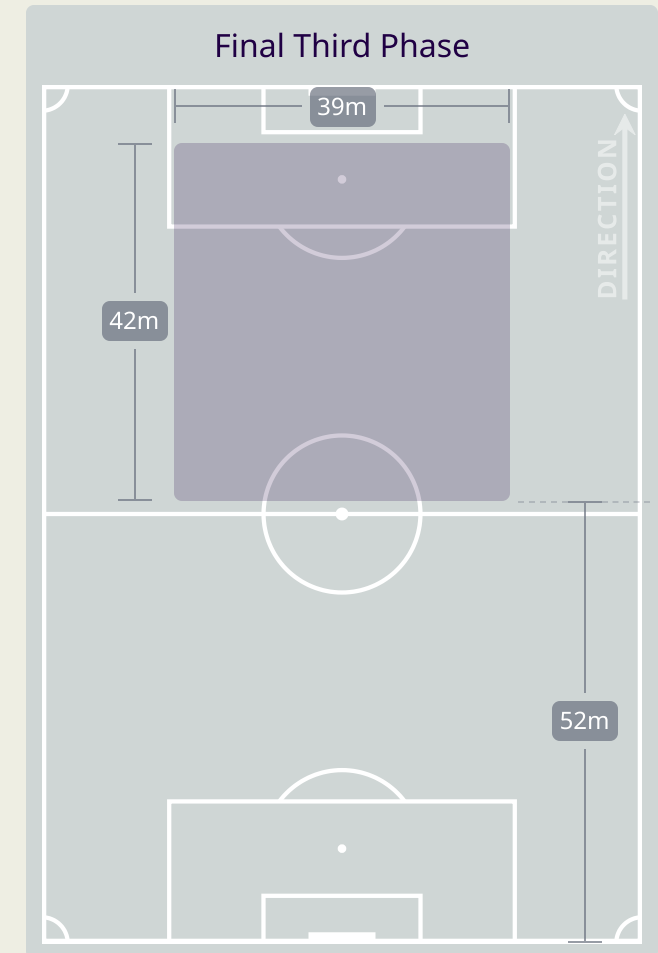
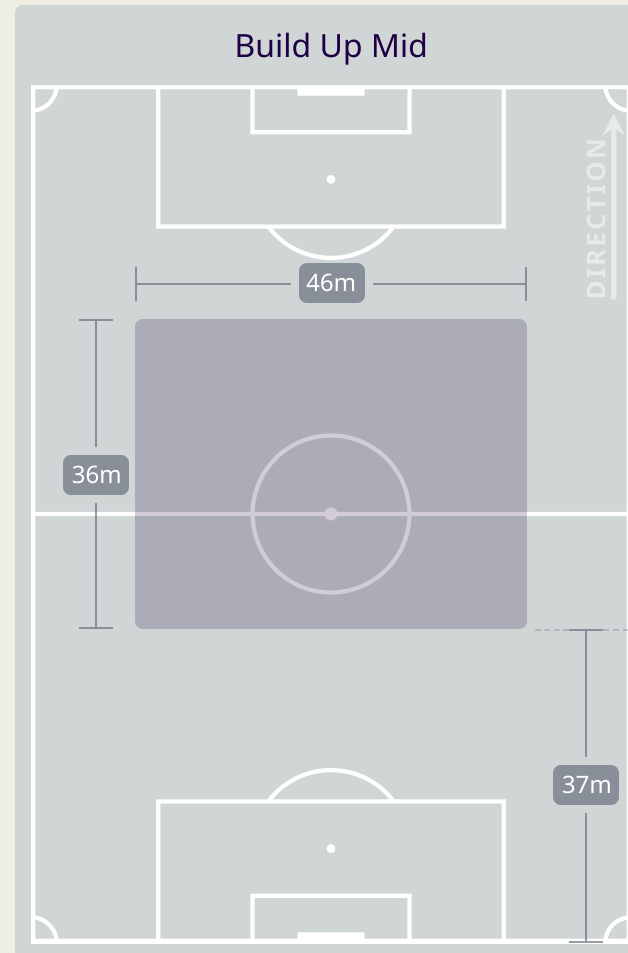
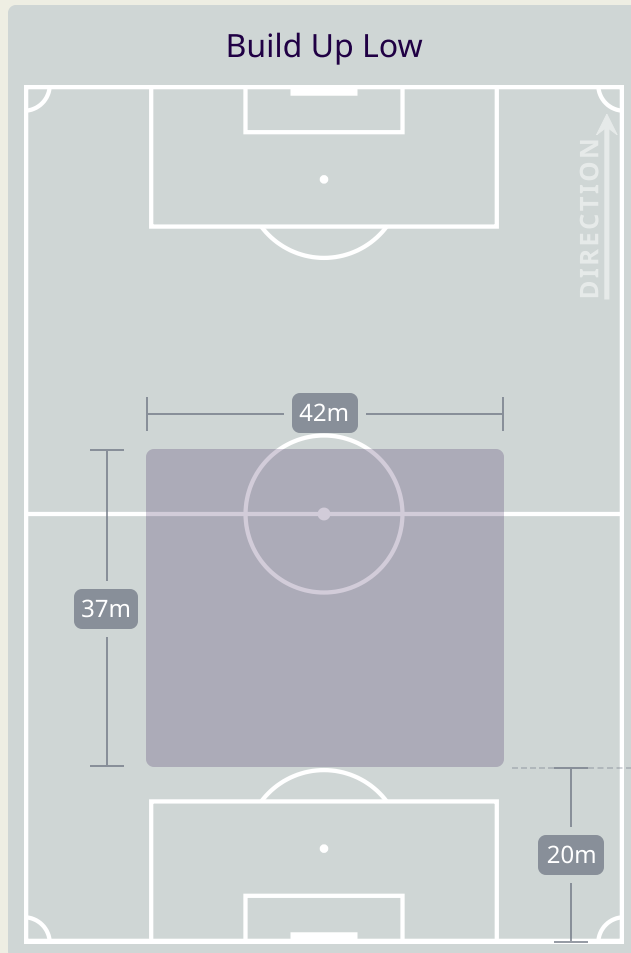
Tajikistan v Lebanon

# In Possession Line Height & Team Length

Tajikistan



# In Possession Line Height & Team Length



Line Breaks



Tajikistan

Attempted Line Breaks

163



42

Attempted

32

Complete



63

Attempted

56

Complete



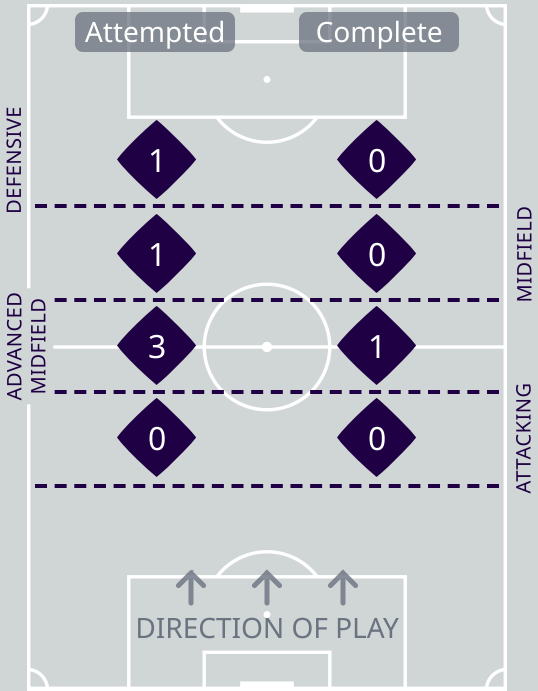
58

Attempted

23

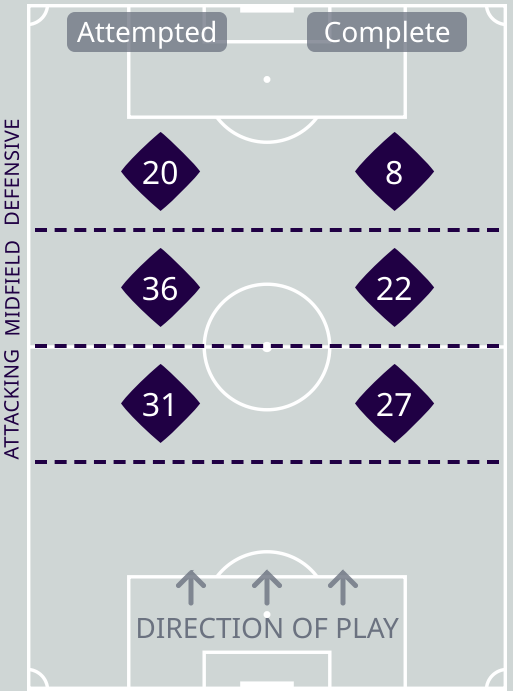
Complete

4 Units



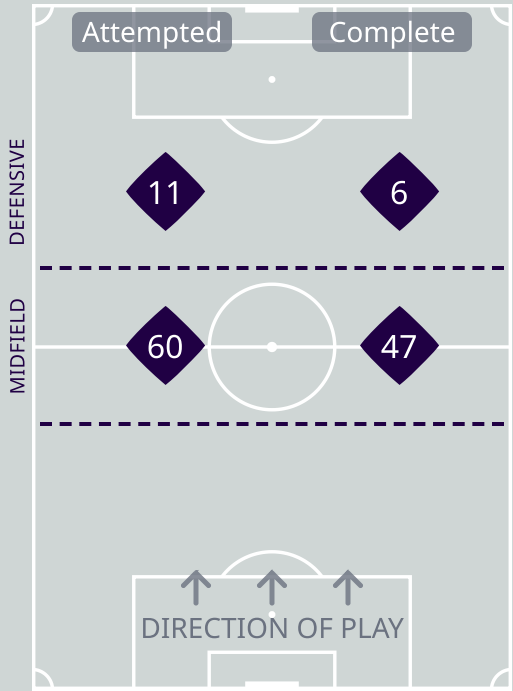
Attempted Line Breaks	5
Inside Shape	5
Outside Shape	0

3 Units



Attempted Line Breaks	87
Inside Shape	48
Outside Shape	39

2 Units



Attempted Line Breaks	71
Inside Shape	41
Outside Shape	30

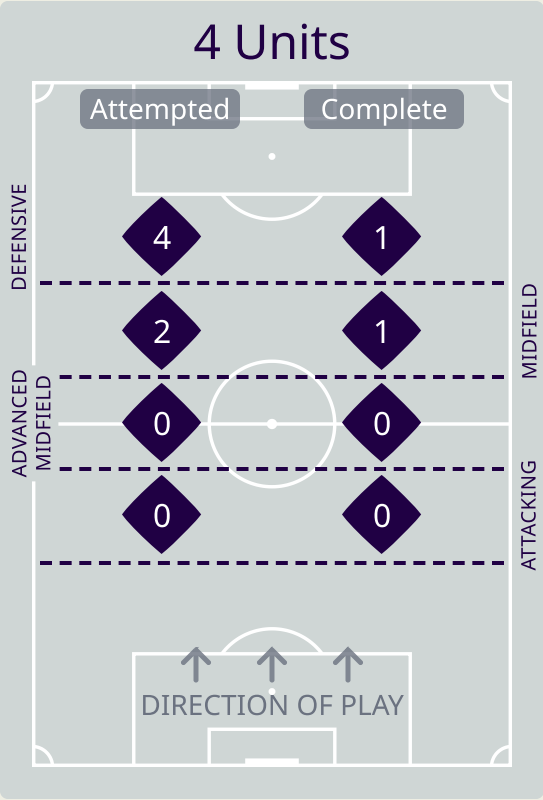
Line Breaks



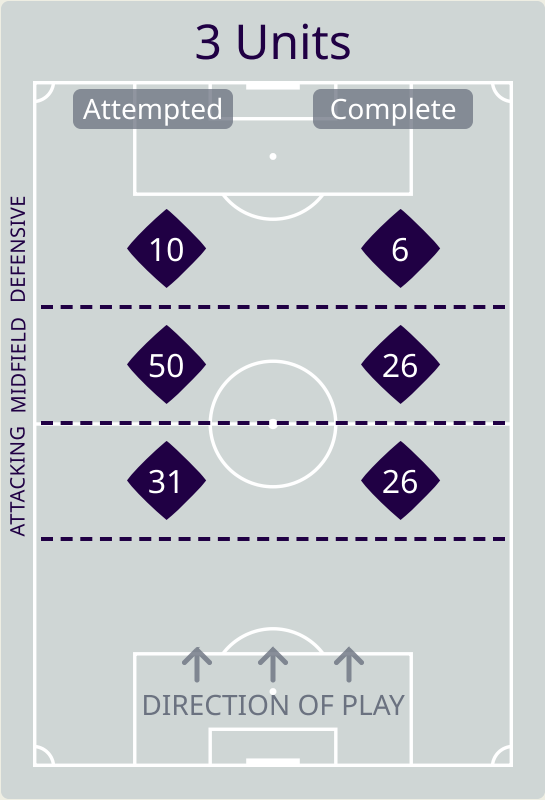
Lebanon

Attempted Line Breaks

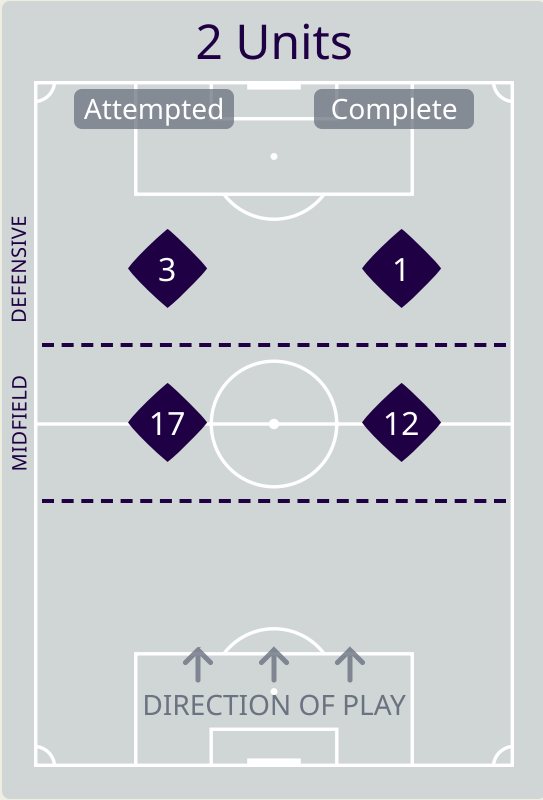
117



Attempted Line Breaks	6
Inside Shape	5
Outside Shape	1



Attempted Line Breaks	91
Inside Shape	56
Outside Shape	35



Attempted Line Breaks	20
Inside Shape	15
Outside Shape	5

[illegible]

Line Breaks



					4 Units				3 Units			2 Units		Direction			Distribution Type		
#	Player	Line Breaks Attempted	Line Breaks Completed	Line Break Completion %	Attacking Line	Attacking Midfield Line	Midfield Line	Defensive Line	Attacking Line	Midfield Line	Defensive Line	Midfield Line	Defensive Line	Through	Around	Over	Pass	Cross	Ball Progression
21	MATAR Mostafa	21	12	57%	0	0	0	1	9	8	2	1	0	1	2	18	21	0	0
5	NASSAR Nassar	8	4	50%	0	0	1	0	1	6	0	0	0	1	1	6	8	0	0
6	ZEIN Hussein	14	13	92%	0	0	0	0	3	6	1	3	1	1	3	10	11	2	1
7	MAATOUK Hassan	4	3	75%	0	0	0	0	0	2	0	2	0	2	1	1	3	0	1
11	CHAABAN Omar	4	0	0%	0	0	0	1	0	2	0	0	1	0	0	4	4	0	0
12	MELKI Robert	10	7	70%	0	0	0	1	6	3	0	0	0	3	4	3	9	0	1
13	KHAMIS Khalil	6	4	66%	0	0	0	0	3	1	2	0	0	2	1	3	6	0	0
18	EL ZEIN Kassem	8	6	75%	0	0	0	0	3	2	1	2	0	0	1	7	8	0	0
20	TNEICH Ali	8	4	50%	0	0	0	0	1	2	1	4	0	4	0	4	8	0	0
22	JRADI Bassel	3	2	66%	0	0	0	0	0	3	0	0	0	0	2	1	3	0	0
25	SROUR Hasan	18	11	61%	0	0	1	0	2	10	2	3	0	6	5	7	15	1	2
9	ALHELWE Hilal	1	1	100%	0	0	0	0	0	0	1	0	0	1	0	0	1	0	0
10	HAIDAR Mohamad	1	0	0%	0	0	0	0	0	0	0	0	1	0	0	1	1	0	0
16	SHOUR Walid	6	3	50%	0	0	0	1	2	3	0	0	0	0	0	6	6	0	0
19	KURI Daniel	3	2	66%	0	0	0	0	1	1	0	1	0	0	0	3	2	1	0
24	BITAR Gabriel	2	1	50%	0	0	0	0	0	1	0	1	0	1	0	1	2	0	0

Passing Networks



#	Passes From ↓ to →	YATIMOV Rustam	DZHURABOYEV Zoir	SAFAROV Manucher	HANONOV Vahdat	UMARBAEV Parvizdzhon	SOIROV Rustam	DZHALILOV Alisher	SHUKUROV Alisher	MABATSHOEV Shervoni	EHSONI Panshanbe	NAZAROV Akhtam	DAVLATMIR Tabrezi	RAHIMOV Muhammadjon	KHAILOEV Ruslan	SAMIEV Shahrom	KHAMROKULOV Nuriddin
1	YATIMOV Rustam		9	0	4	2	0	1	0	0	0	6	0	0	0	1	0
2	DZHURABOYEV Zoir	3		3	11	11	0	2	1	0	8	18	0	0	0	1	0
5	SAFAROV Manucher	3	9		9	8	2	3	2	5	3	2	0	0	0	1	0
6	HANONOV Vahdat	2	8	15		5	1	2	3	3	2	8	0	1	0	1	0
7	UMARBAEV Parvizdzhon	0	8	9	4		1	9	2	4	10	16	0	1	0	2	1
9	SOIROV Rustam	0	0	1	0	0		4	4	2	4	4	0	0	0	0	0
10	DZHALILOV Alisher	0	2	3	0	5	3		0	2	7	7	0	0	0	0	0
14	SHUKUROV Alisher	0	1	4	5	4	1	1		2	2	4	0	0	0	0	0
15	MABATSHOEV Shervoni	0	0	5	2	5	2	1	0		0	0	0	0	0	0	0
17	EHSONI Panshanbe	0	6	6	6	16	4	9	2	0		7	1	0	0	1	0
19	NAZAROV Akhtam	1	1	1	2	15	5	7	5	0	20		0	2	1	2	0
3	DAVLATMIR Tabrezi	0	0	0	0	0	0	0	0	0	0	0		1	1	0	0
11	RAHIMOV Muhammadjon	0	0	0	1	1	0	0	0	0	2	0	0		1	0	0
18	KHAILOEV Ruslan	0	0	1	1	1	0	0	0	0	0	0	0	1		0	1
22	SAMIEV Shahrom	0	0	0	1	2	0	2	0	0	0	1	0	0	0		0
25	KHAMROKULOV Nuriddin	0	0	1	0	0	0	0	0	0	0	1	0	0	1	0	

Top 5 Player to Player Passers		
Player	Passed To	% of Total Team Passes
NAZAROV Akhtam	EHSONI Panshanbe	4.2%
DZHURABOYEV Zoir	NAZAROV Akhtam	3.8%
UMARBAEV Parvizdzhon	NAZAROV Akhtam	3.4%
EHSONI Panshanbe	UMARBAEV Parvizdzhon	3.4%

HANONOV Vahdat	SAFAROV Manucher	3.2%
----------------	------------------	------

Passing Networks

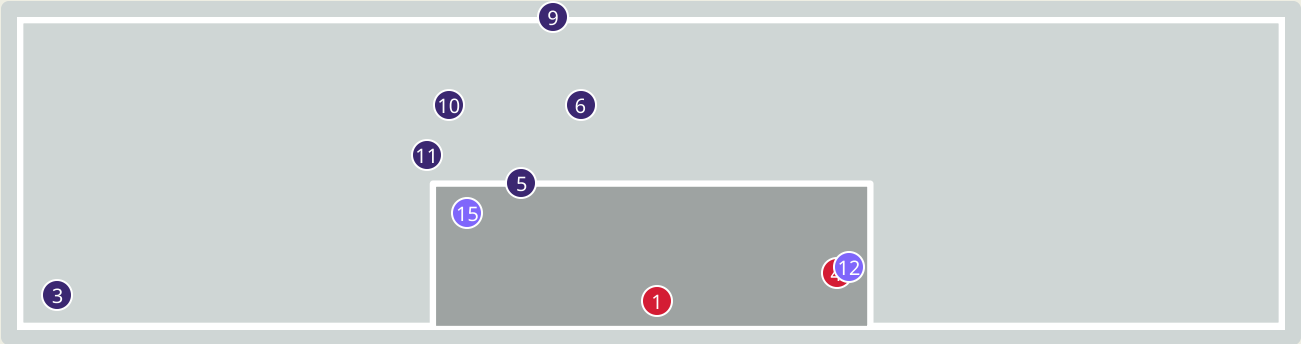
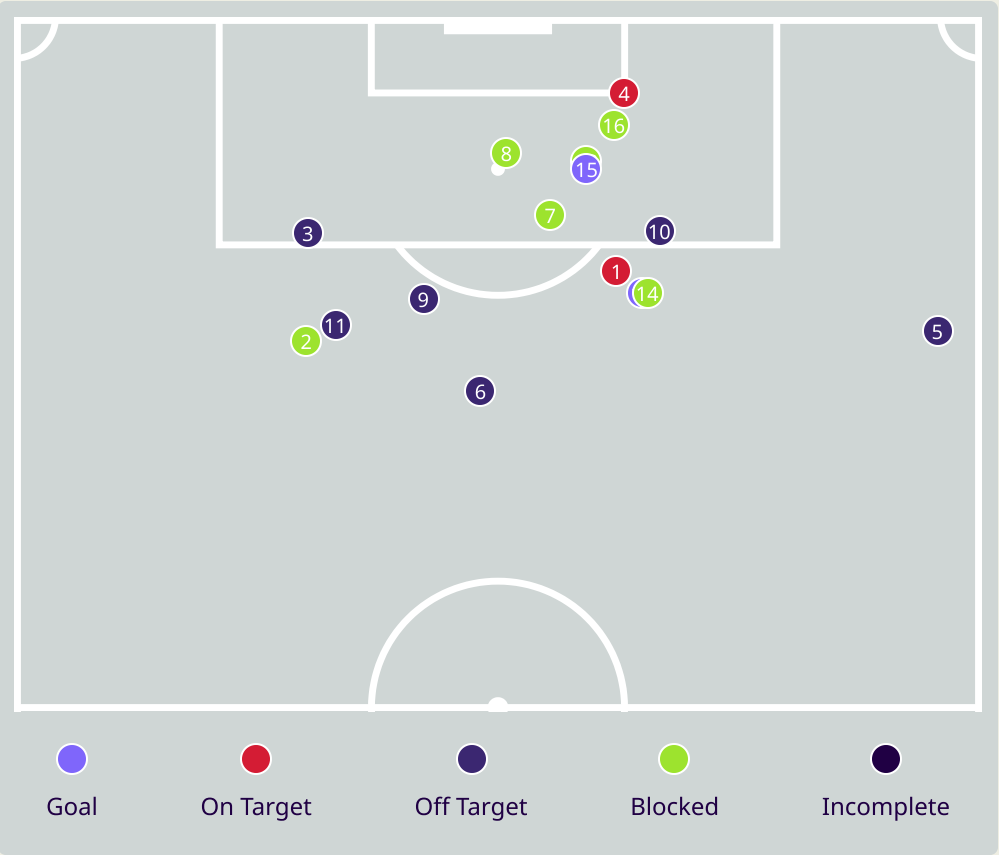







#	Passes From ↓ to →	MATAR Mostafa	NASSAR Nassar	ZEIN Hussein	MAATOUK Hassan	CHAABAN Omar	MELKI Robert	KHAMIS Khalil	EL ZEIN Kassem	TNEICH Ali	JRADI Bassel	SROUR Hasan	ALHELWE Hilal	HAIDAR Mohamad	SHOUR Walid	KURI Daniel	BITAR Gabriel
21	MATAR Mostafa		1	0	0	1	0	2	4	1	2	1	0	1	1	1	1
5	NASSAR Nassar	1		0	1	0	0	0	3	0	0	3	0	0	0	0	0
6	ZEIN Hussein	0	0		1	0	0	0	2	3	0	2	0	1	1	0	0
7	MAATOUK Hassan	0	0	2		2	0	1	0	0	2	3	0	0	0	0	0
11	CHAABAN Omar	0	0	0	0		0	0	0	0	0	1	0	0	1	0	0
12	MELKI Robert	1	1	1	0	1		1	2	0	2	2	0	0	2	1	0
13	KHAMIS Khalil	0	0	1	1	0	2		0	1	0	2	1	0	0	1	0
18	EL ZEIN Kassem	2	0	0	2	1	3	1		1	0	1	0	0	0	0	0
20	TNEICH Ali	0	4	3	1	0	0	0	0		2	2	0	0	0	0	0
22	JRADI Bassel	0	1	0	0	2	1	0	0	0		3	0	0	0	0	0
25	SROUR Hasan	1	3	3	4	3	0	0	0	3	3		1	3	1	0	0
9	ALHELWE Hilal	0	0	0	0	0	1	0	0	0	0	0		1	1	0	1
10	HAIDAR Mohamad	1	0	0	0	0	0	1	0	0	0	1	0		0	0	1
16	SHOUR Walid	0	0	0	0	0	3	2	0	0	0	0	0	0		0	0
19	KURI Daniel	0	0	0	0	0	0	0	0	0	0	0	0	0	0		0
24	BITAR Gabriel	0	0	0	0	0	0	0	0	0	0	1	0	0	0	1	

Top 5 Player to Player Passers		
Player	Passed To	% of Total Team Passes
MATAR Mostafa	EL ZEIN Kassem	2.9%
TNEICH Ali	NASSAR Nassar	2.9%
SROUR Hasan	MAATOUK Hassan	2.9%
NASSAR Nassar	EL ZEIN Kassem	2.2%

NASSAR Nassar	SROUR Hasan	2.2%
---------------	-------------	------

Attempts at Goal



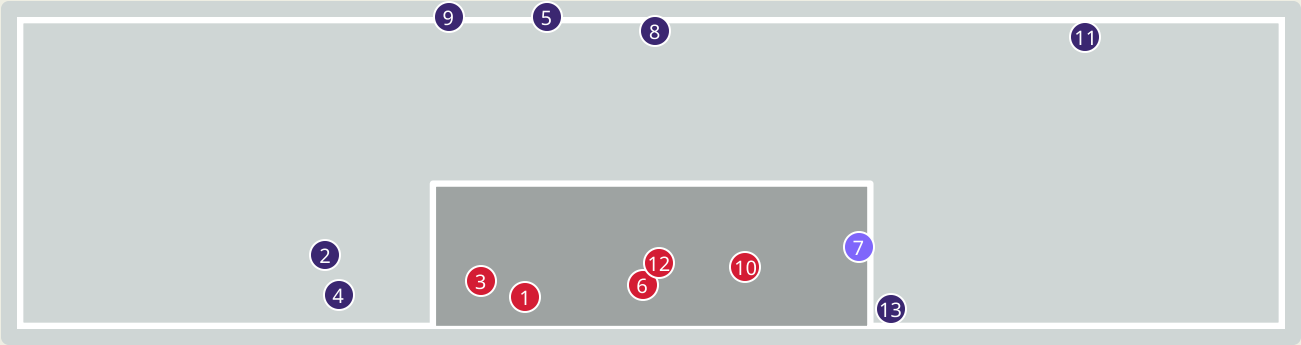
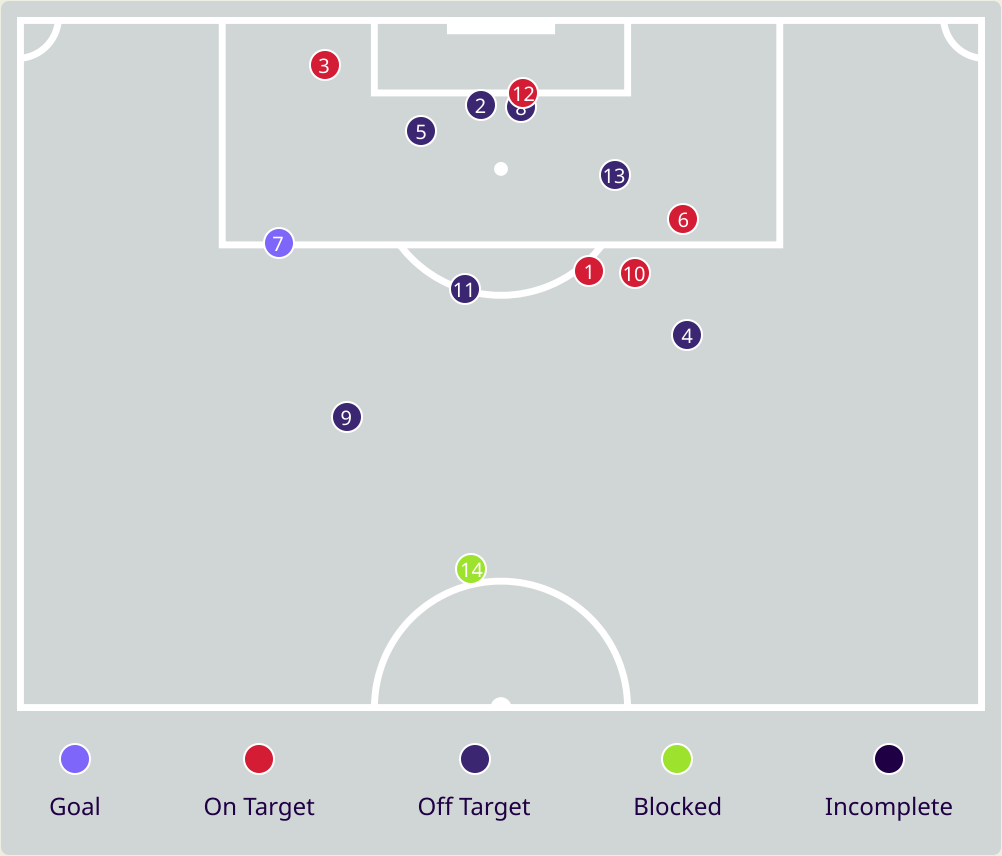
Key	Outcome	Shots
	Goals	2
	On Target	2
	Off Target	6
	Blocked	6
	Incomplete	0

Attempts at Goal



Time	Player	Outcome	Body Part	Delivery Type
2	7 UMARBAEV Parvizdzhon	Deflected On Target - Saved	Left Foot	Pass
4	17 EHSONI Panshanbe	Incomplete - Blocked	Right Foot	Pass
20	10 DZHALILOV Alisher	Deflected Off Target - Defensive Event	Right Foot	Pass
23	2 DZHURABOYEV Zoir	On Target - Saved	Head	Cross
31	15 MABATSHOEV Shervoni	Off Target	Right Foot	Other
36	7 UMARBAEV Parvizdzhon	Off Target	Left Foot	Pass
48	7 UMARBAEV Parvizdzhon	Incomplete - Blocked	Left Foot	Loose Ball
48	9 SOIROV Rustam	Incomplete - Blocked	Head	Cross
52	14 SHUKUROV Alisher	Off Target	Left Foot	Pass
56	10 DZHALILOV Alisher	Off Target	Left Foot	Pass
76	17 EHSONI Panshanbe	Off Target	Right Foot	Freekick
79	7 UMARBAEV Parvizdzhon	On Target - Goal	Left Foot	Freekick
84	10 DZHALILOV Alisher	Incomplete - Blocked	Left Foot	Other
84	5 SAFAROV Manucher	Incomplete - Blocked	Left Foot	Loose Ball
91	25KHAMROKULOV Nuriddin	On Target - Goal	Head	Cross
100	25KHAMROKULOV Nuriddin	Incomplete - Blocked	Right Foot	Pass

# Attempts at Goal



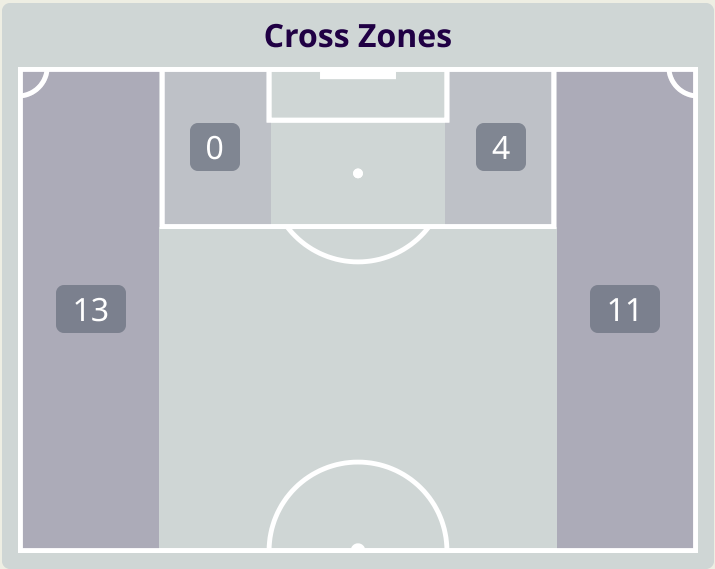
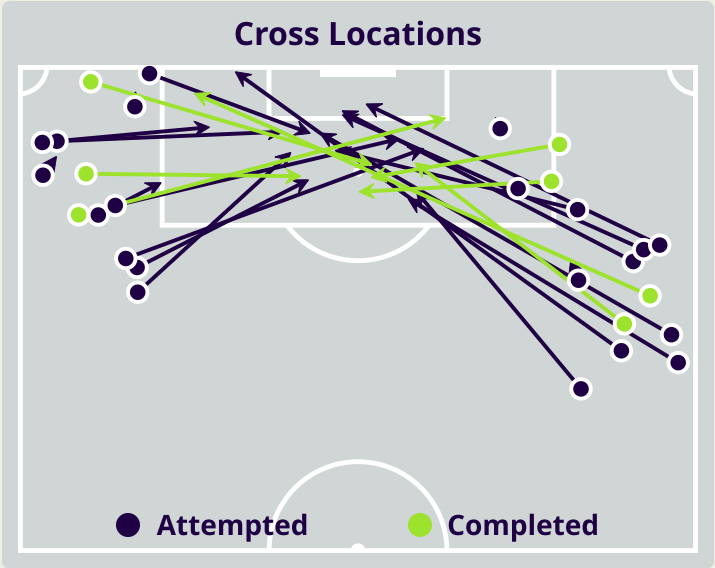
Key	Outcome	Shots
	Goals	1
	On Target	5
	Off Target	7
	Blocked	1
	Incomplete	0

Attempts at Goal

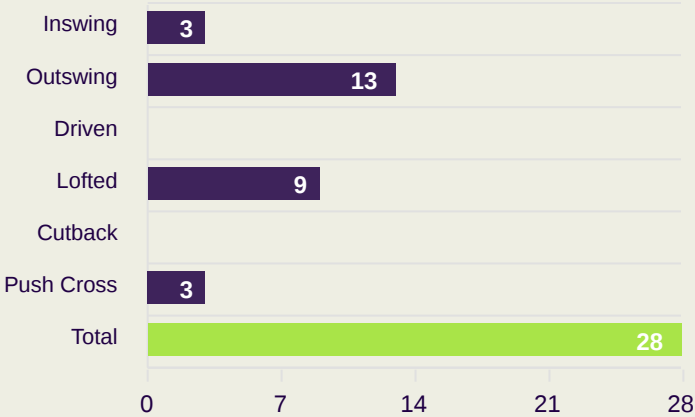


Time	Player	Outcome	Body Part	Delivery Type
7	6 ZEIN Hussein	On Target - Saved	Right Foot	Pass
7	22 JRADI Bassel	Off Target - Saved	Head	Cross
15	7 MAATOUK Hassan	On Target - Saved	Left Foot	Loose Ball
33	7 MAATOUK Hassan	Off Target	Right Foot	Pass
35	22 JRADI Bassel	Off Target	Head	Cross
41	22 JRADI Bassel	On Target - Saved	Right Foot	Pass
46	22 JRADI Bassel	On Target - Goal	Right Foot	Pass
67	13 KHAMIS Khalil	Off Target	Left Foot	Corner
68	22 JRADI Bassel	Off Target	Right Foot	Freekick
87	25 SROUR Hasan	On Target - Saved	Right Foot	Loose Ball
88	13 KHAMIS Khalil	Off Target	Right Foot	Pass
92	19 KURI Daniel	On Target - Saved	Left Foot	Pass
96	9 ALHELWE Hilal	Off Target	Right Foot	Loose Ball
102	21 MATAR Mostafa	Incomplete - Blocked	Right Foot	Loose Ball

Crosses (Open Play)



Delivery Type



Attempted

28

Completed

7

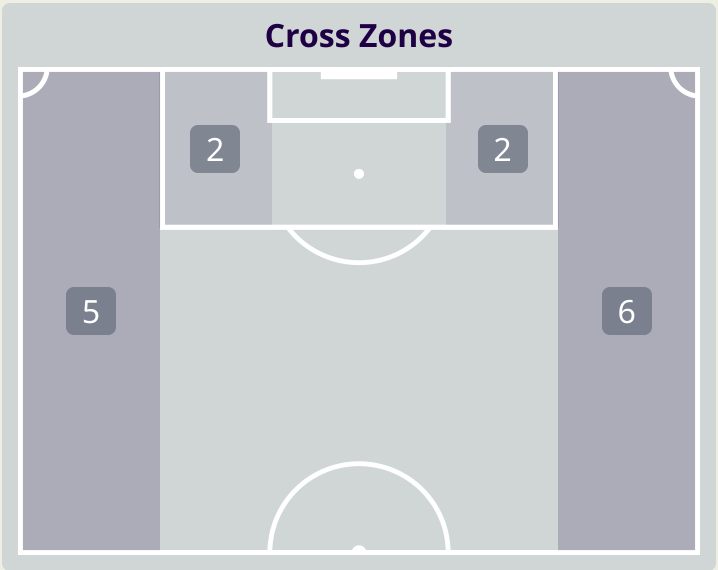
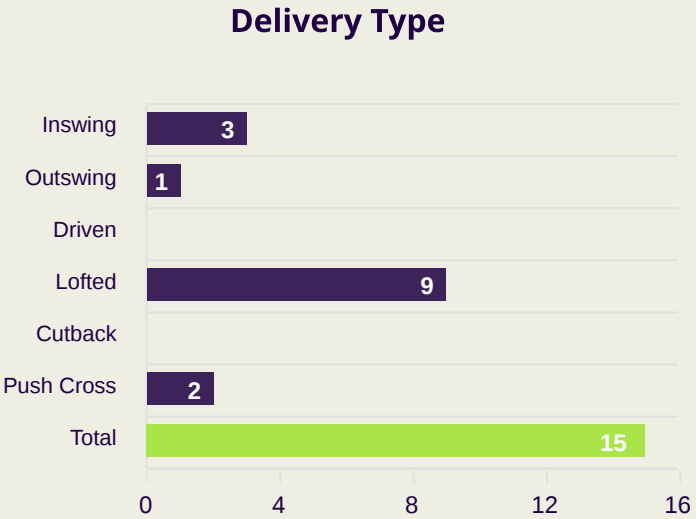
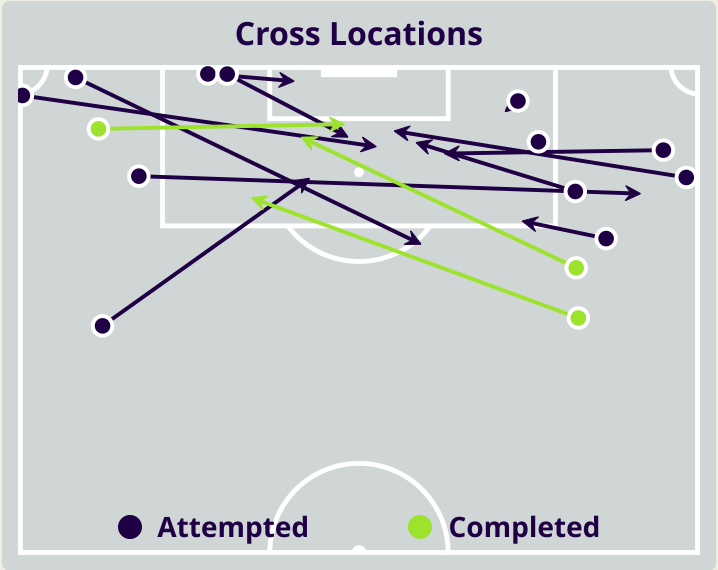
Most Crosses Attempted

7

DZHALILOV Alisher  
CENTRE FORWARD LEFT

#	Player	Inswing	Outswing	Driven	Lofted	Cutback	Push Cross	Total Attempted
1	YATIMOV Rustam	0	0	0	0	0	0	0
2	DZHURABOYEV Zoir	0	0	0	0	0	0	0
5	SAFAROV Manucher	0	6	0	0	0	0	6
6	HANONOV Vahdat	0	0	0	0	0	0	0
7	UMARBAEV Parvizzdzhon	0	3	0	0	0	0	3
9	SOIROV Rustam	0	0	0	0	0	0	0
10	DZHALILOV Alisher	1	1	0	3	0	2	7
14	SHUKUROV Alisher	0	0	0	0	0	0	0
15	MABATSHOEV Shervoni	0	0	0	2	0	0	2
17	EHSONI Panshanbe	2	1	0	0	0	0	3
19	NAZAROV Akhtam	0	2	0	3	0	1	6
3	DAVLATMIR Tabrezi	0	0	0	0	0	0	0
11	RAHIMOV Muhammadjon	0	0	0	1	0	0	1
18	KHAILOEV Ruslan	0	0	0	0	0	0	0
22	SAMIEV Shahrom	0	0	0	0	0	0	0
25	KHAMROKULOV Nuriddin	0	0	0	0	0	0	0

Crosses (Open Play)



Attempted

15

Completed

3

Most Crosses Attempted

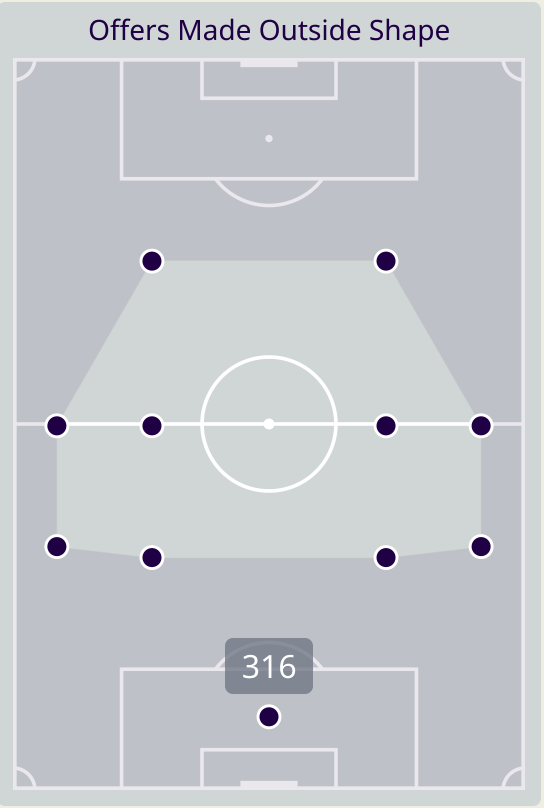
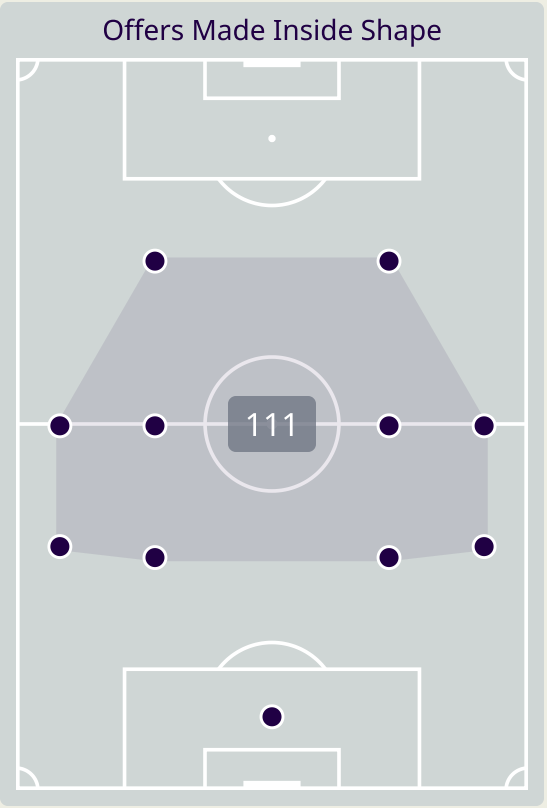
2

ZEIN Hussein

RIGHT MIDFIELD

#	Player	Inswing	Outswing	Driven	Lofted	Cutback	Push Cross	Total Attempted
21	MATAR Mostafa	0	0	0	0	0	0	0
5	NASSAR Nassar	1	0	0	1	0	0	2
6	ZEIN Hussein	0	0	0	2	0	0	2
7	MAATOUK Hassan	2	0	0	0	0	0	2
11	CHAABAN Omar	0	1	0	0	0	0	1
12	MELKI Robert	0	0	0	0	0	0	0
13	KHAMIS Khalil	0	0	0	0	0	0	0
18	EL ZEIN Kassem	0	0	0	0	0	0	0
20	TNEICH Ali	0	0	0	0	0	0	0
22	JRADI Bassel	0	0	0	0	0	1	1
25	SROUR Hasan	0	0	0	2	0	0	2
9	ALHELWE Hilal	0	0	0	0	0	1	1
10	HAIDAR Mohamad	0	0	0	2	0	0	2
16	SHOUR Walid	0	0	0	0	0	0	0
19	KURI Daniel	0	0	0	2	0	0	2
24	BITAR Gabriel	0	0	0	0	0	0	0

Offering to Receive



#	Player	Offers Made	Offers Received	% Made & Received
1	YATIMOV Rustam	3	1	33.3%
2	DZHURABOYEV Zoir	3	2	66.7%
5	SAFAROV Manucher	24	11	45.8%
6	HANONOV Vahdat	16	3	18.8%
7	UMARBAEV Parvizdzhon	74	33	44.6%
9	SOIROV Rustam	55	15	27.3%
10	DZHALILOV Alisher	59	23	39%
14	SHUKUROV Alisher	34	11	32.4%
15	MABATSHOEV Shervoni	42	4	9.5%
17	EHSONI Panshanbe	36	22	61.1%
19	NAZAROV Akhtam	29	8	27.6%
3	DAVLATMIR Tabrezi	0	0	0%
11	RAHIMOV Muhammadjon	18	5	27.8%
18	KHAILOEV Ruslan	8	2	25%
22	SAMIEV Shahrom	15	4	26.7%
25	KHAMROKULOV Nuriddin	11	1	9.1%

Offering to Receive



142

Total Offers Made

43

Total Offers Received

Most Offers

29

JRADI Bassel

ATTACKING MIDFIELD

15

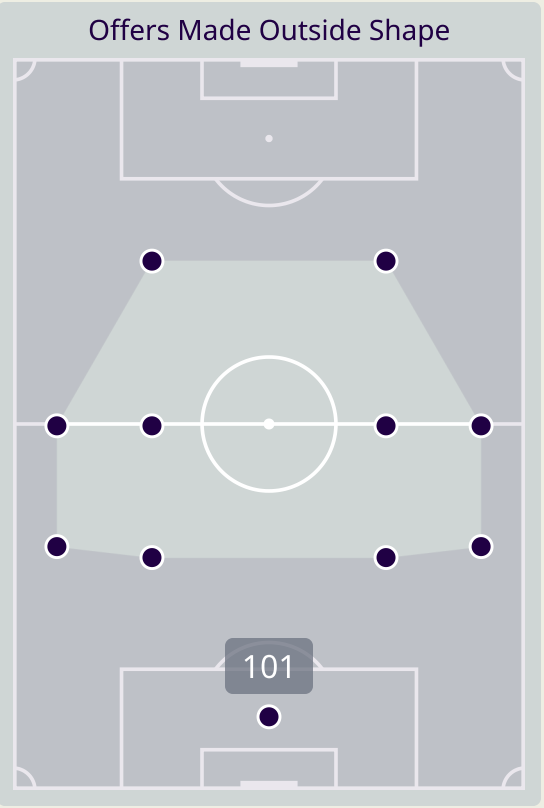
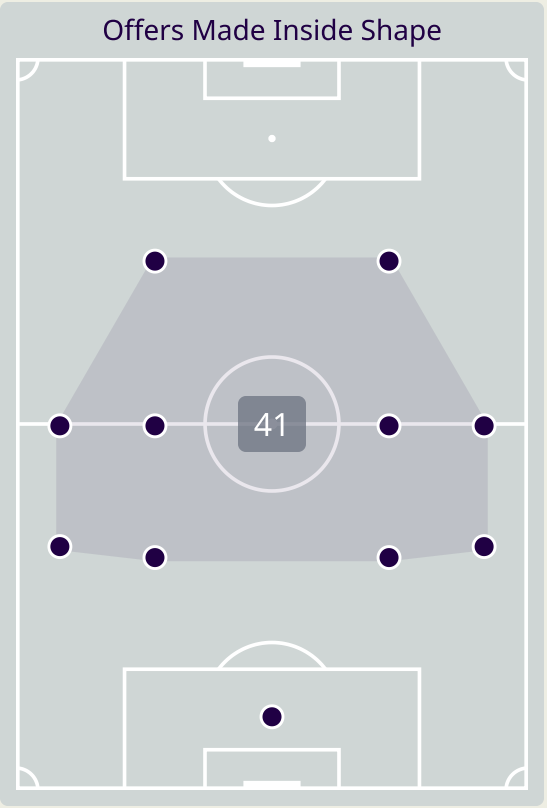
Offers Made in Final Third

44

Offers Made in Middle Third

83

Offers Made in Defensive Third



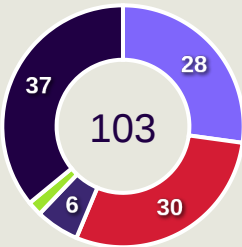
#	Player	Offers Made	Offers Received	% Made & Received
21	MATAR Mostafa	0	0	0%
5	NASSAR Nassar	11	7	63.6%
6	ZEIN Hussein	4	1	25%
7	MAATOUK Hassan	19	5	26.3%
11	CHAABAN Omar	20	2	10%
12	MELKI Robert	2	0	0%
13	KHAMIS Khalil	1	0	0%
18	EL ZEIN Kassem	3	1	33.3%
20	TNEICH Ali	3	2	66.7%
22	JRADI Bassel	29	8	27.6%
25	SROUR Hasan	20	13	65%
9	ALHELWE Hilal	13	1	7.7%
10	HAIDAR Mohamad	6	1	16.7%
16	SHOUR Walid	2	0	0%
19	KURI Daniel	5	1	20%
24	BITAR Gabriel	4	1	25%

Movement to Receive

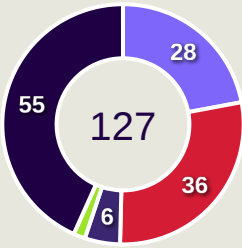


Movement Types by Phase

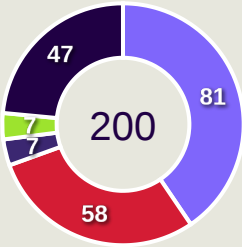
Final Third Phase



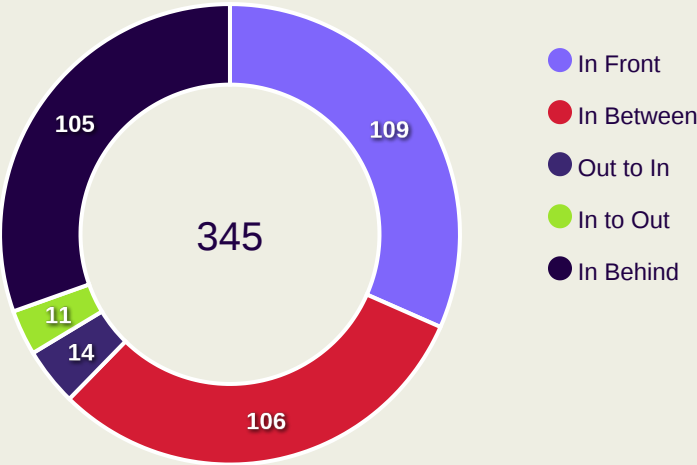
Progression Phase



Build Up Phase



All Movement Types

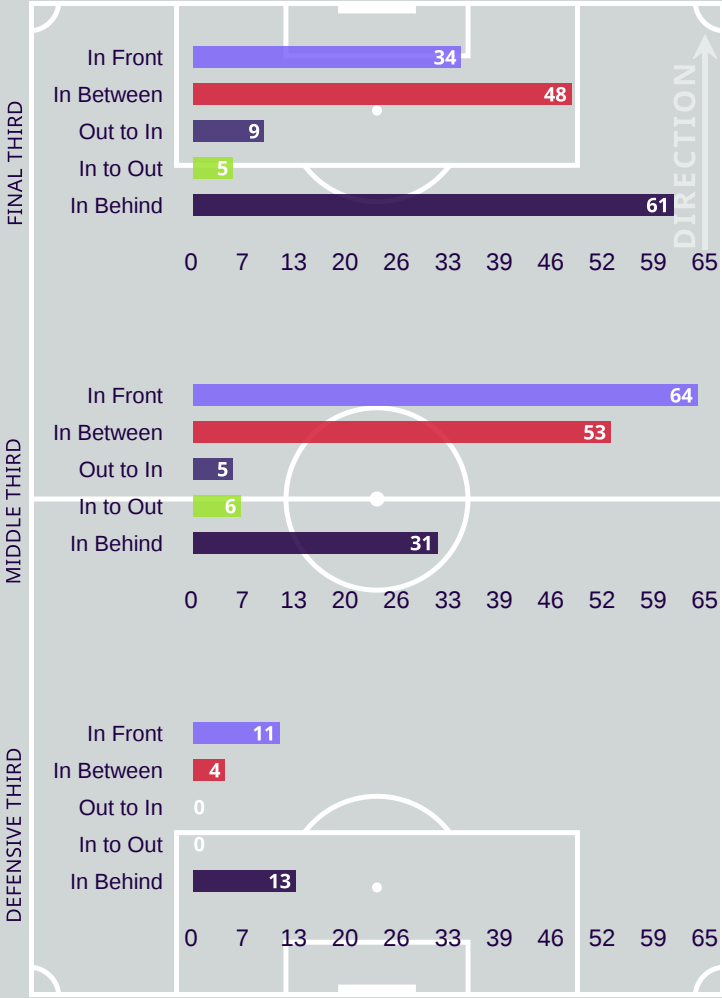


- In Front
- In Between
- Out to In
- In to Out
- In Behind

Top Ranked Players

Type	Player	Movements
In Front	7 UMARBAEV Parvizdzhon	29
In Between	9 SOIROV Rustam	29
Out to In	10 DZHALILOV Alisher	5
In to Out	9 SOIROV Rustam	5
In Behind	15 MABATSHOEV Shervoni	27

Movement Types Pitch Third

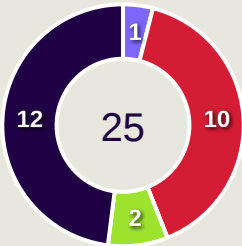


# Movement to Receive

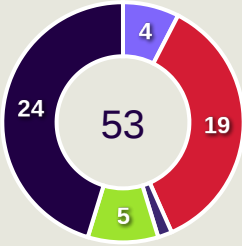


Movement Types by Phase

Final Third Phase



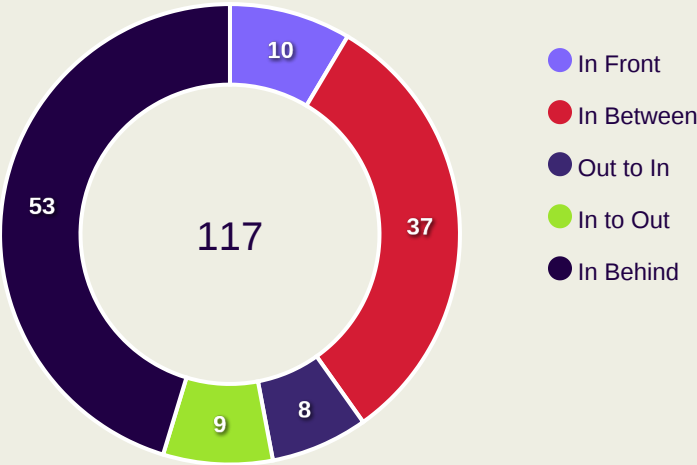
Progression Phase



Build Up Phase



All Movement Types

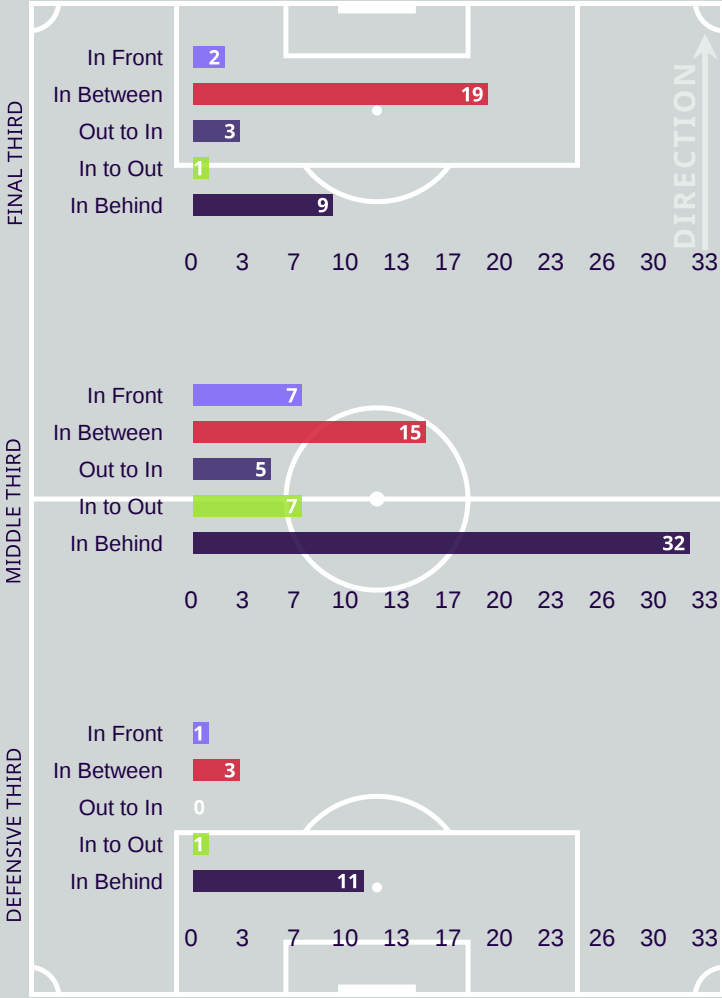


- In Front
- In Between
- Out to In
- In to Out
- In Behind

Top Ranked Players

Type	Player	Movements
In Front	5 NASSAR Nassar	2
In Between	22 JRADI Bassel	8
Out to In	11 CHAABAN Omar	4
In to Out	25 SROUR Hasan	2
In Behind	22 JRADI Bassel	16

Movement Types Pitch Third



# OUT OF POSSESSION



Tajikistan v Lebanon

Defensive Actions

55

Forced Turnovers

65

Possession Regained

4

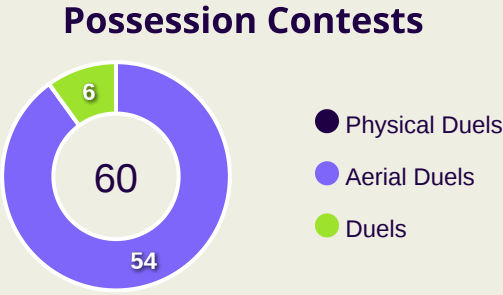
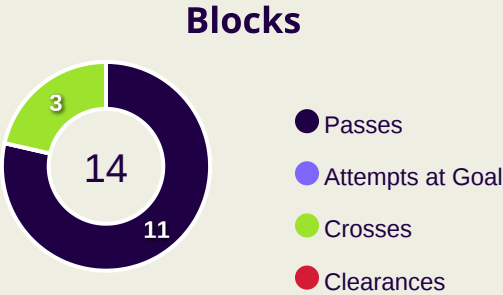
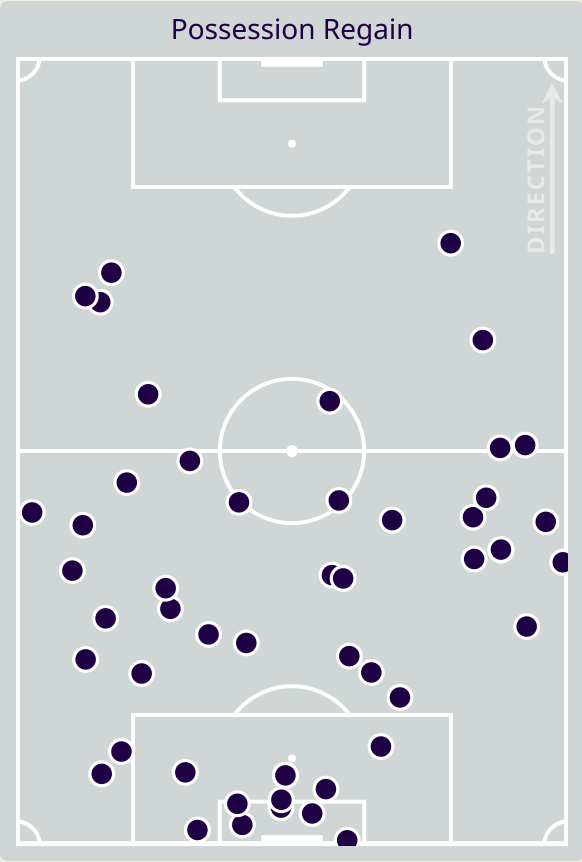
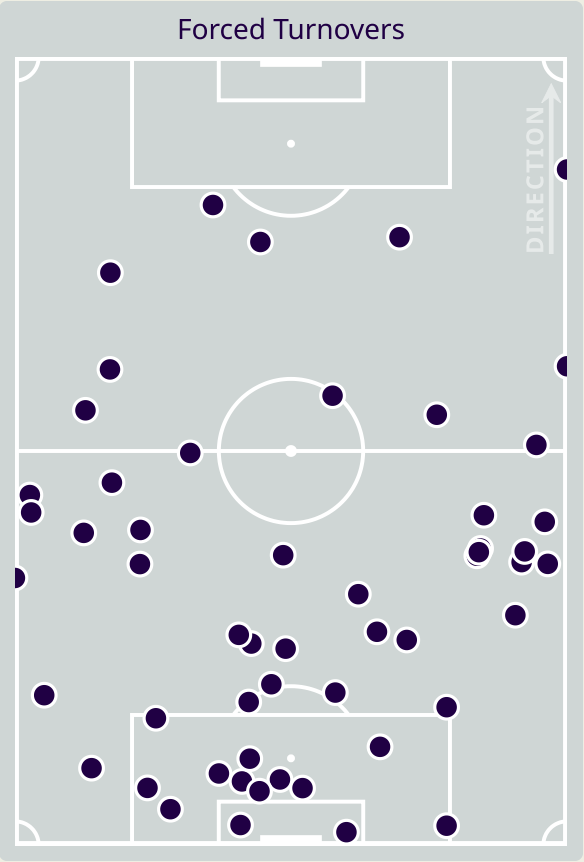
Interceptions

31

Tackles

5.35

Possession Actions / Defensive Action



Most Possession Regains

14

DZHURABOYEV Zoir

LEFT CENTRE BACK

Tajikistan

#	Player	Total Possession Regains
1	YATIMOV Rustam	7
2	DZHURABOYEV Zoir	14
5	SAFAROV Manucher	6
6	HANONOV Vahdat	10
7	UMARBAEV Parvizardzhon	3
9	SOIROV Rustam	0
10	DZHALILOV Alisher	1
14	SHUKUROV Alisher	4
15	MABATSHOEV Shervoni	2
17	EHSONI Panshanbe	5
19	NAZAROV Akhtam	9
3	DAVLATMIR Tabrezi	2
11	RAHIMOV Muhammadjon	0
18	KHAILOEV Ruslan	1
22	SAMIEV Shahrom	1
25	KHAMROKULOV Nuriddin	0

# Defensive Actions

69

Forced Turnovers

61

Possession Regained

4

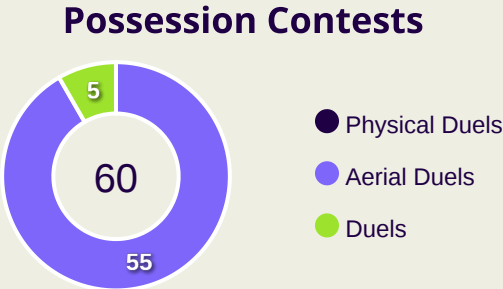
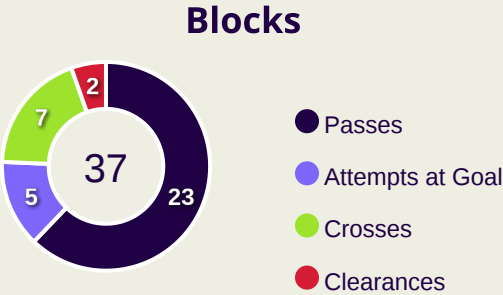
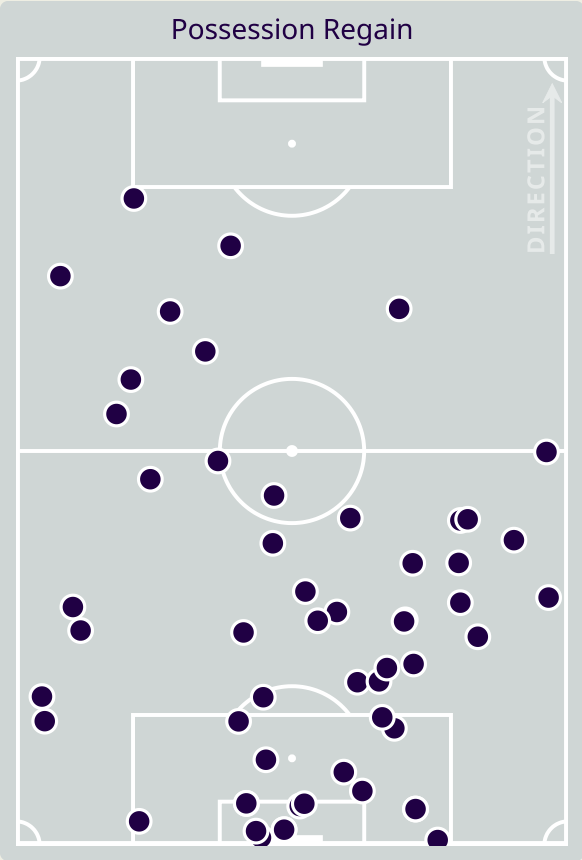
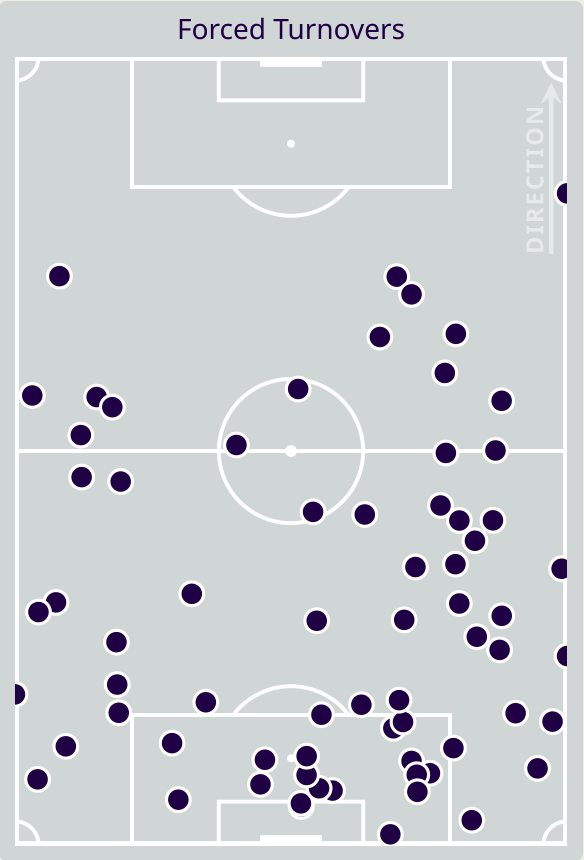
Interceptions

32

Tackles

1.95

Possession Actions / Defensive Action



Most Possession Regains

11

MATAR Mostafa

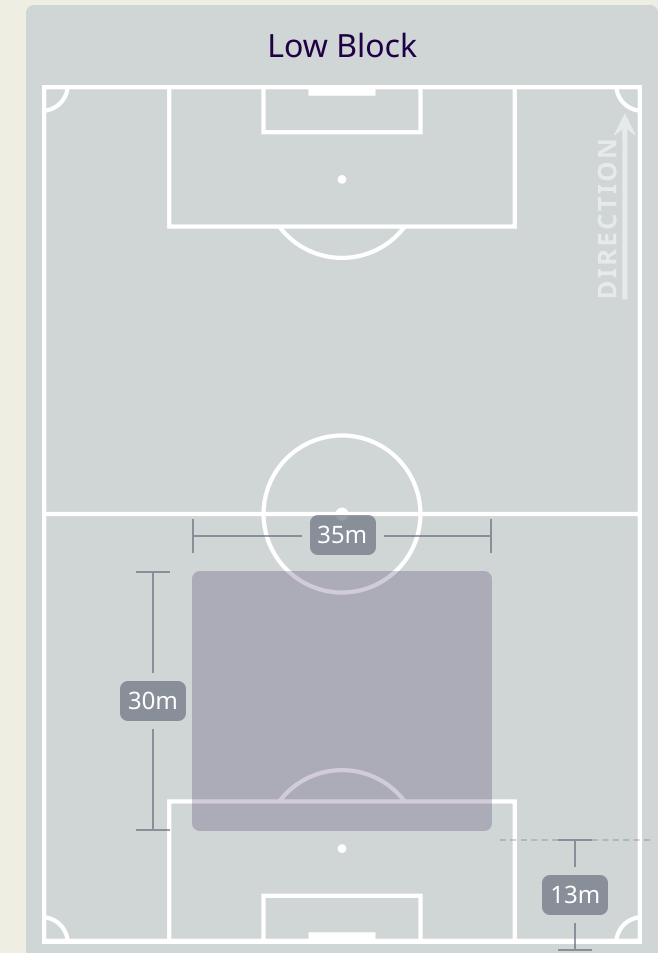
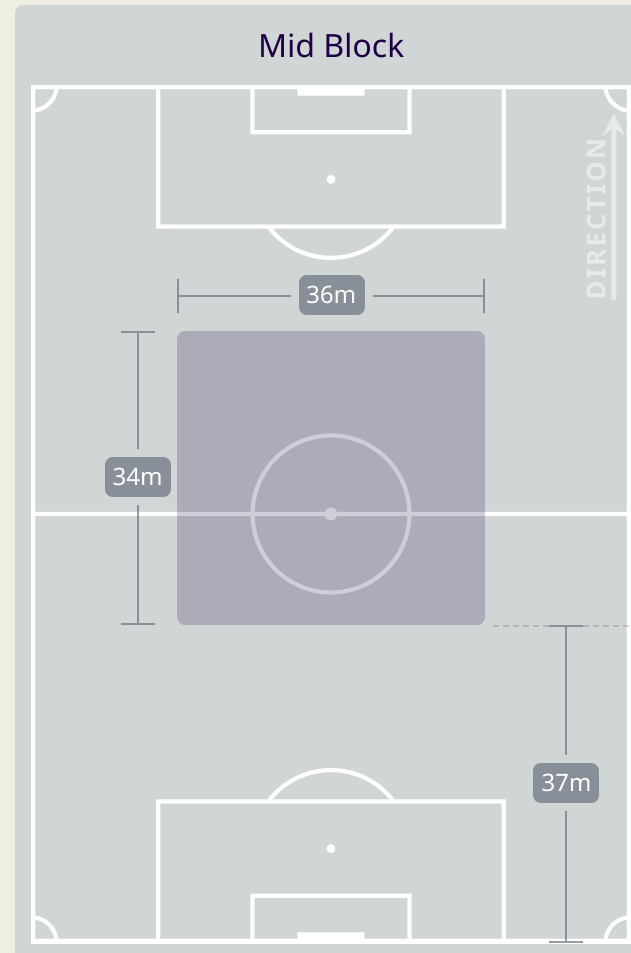
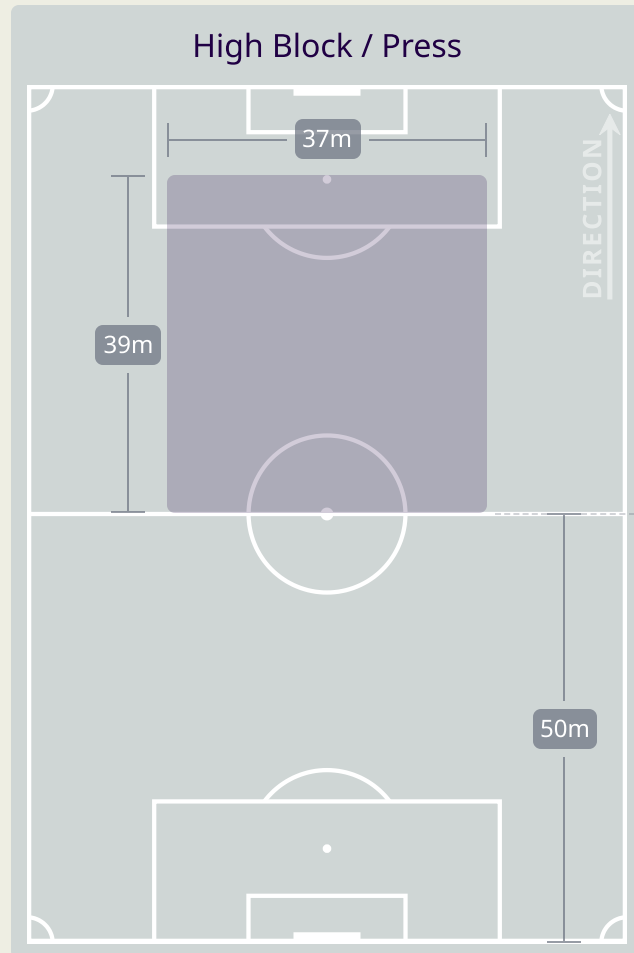
GOALKEEPER



#	Player	Total Possession Regains
21	MATAR Mostafa	11
5	NASSAR Nassar	6
6	ZEIN Hussein	4
7	MAATOUK Hassan	1
11	CHAABAN Omar	7
12	MELKI Robert	9
13	KHAMIS Khalil	6
18	EL ZEIN Kassem	3
20	TNEICH Ali	5
22	JRADI Bassel	1
25	SROUR Hasan	5
9	ALHELWE Hilal	0
10	HAIDAR Mohamad	0
16	SHOUR Walid	1
19	KURI Daniel	0
24	BITAR Gabriel	2

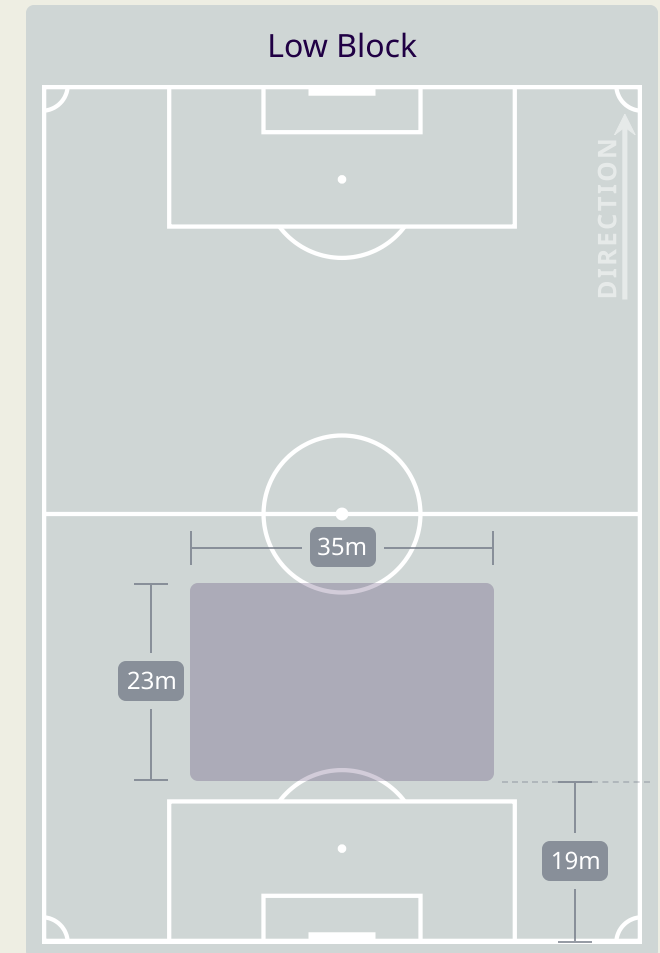
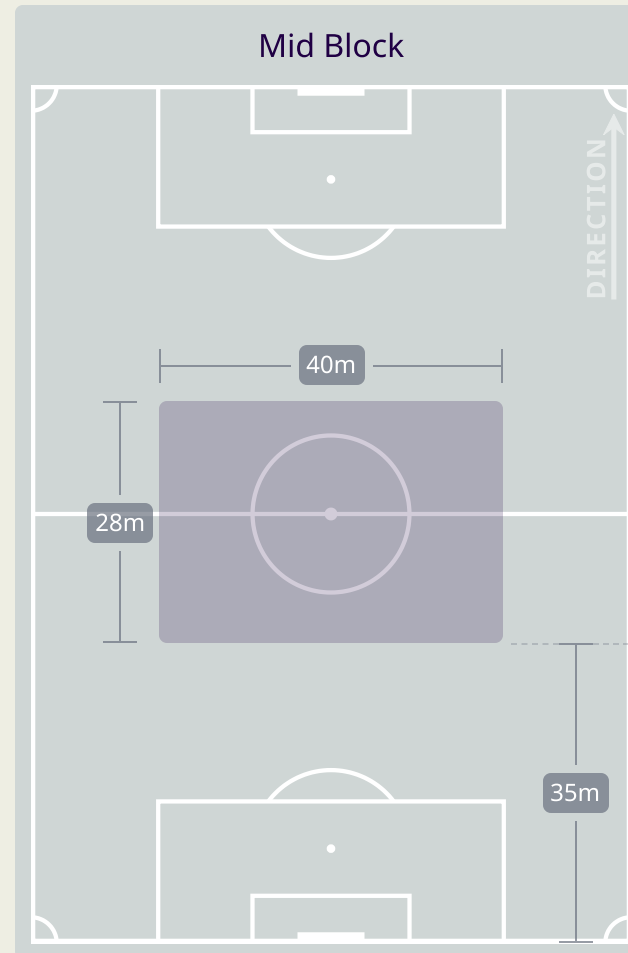
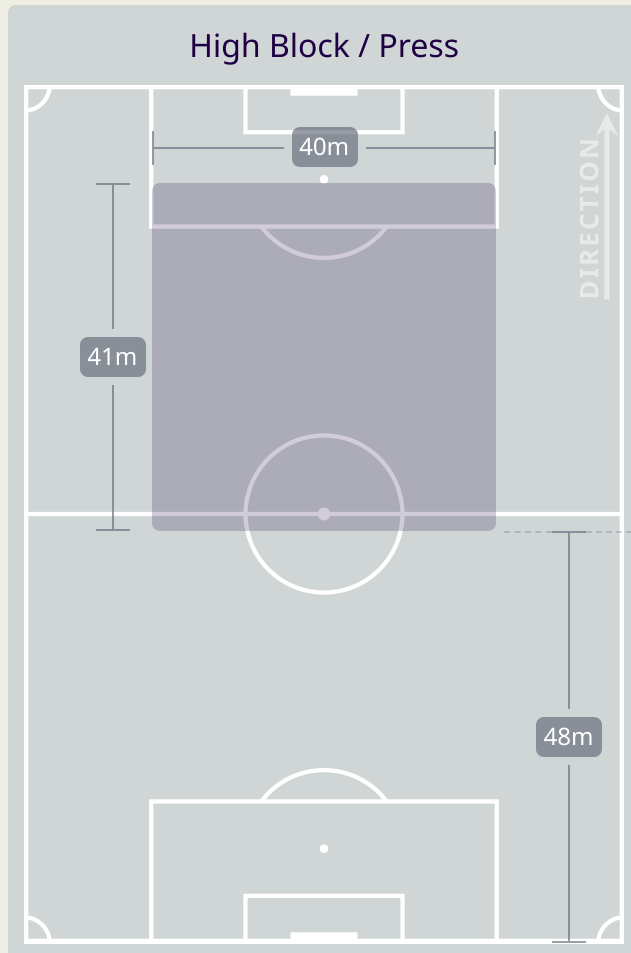
# Defensive Line Height & Team Length

Tajikistan



# Defensive Line Height & Team Length

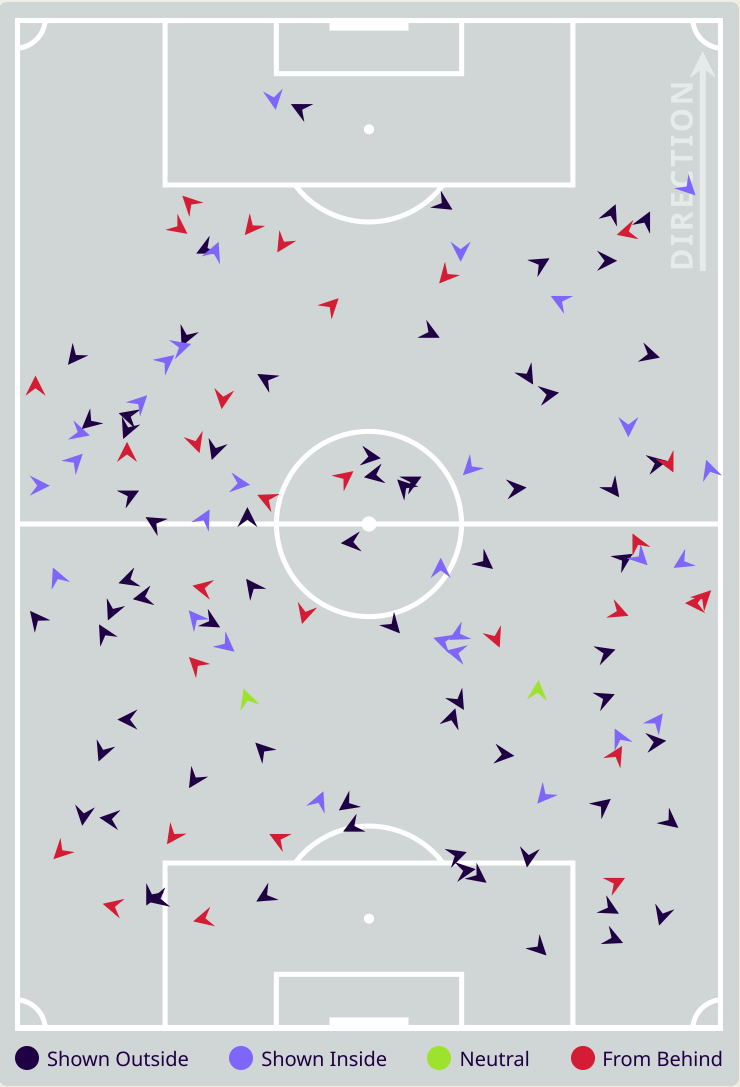
Lebanon



Defensive Pressure



Tajikistan



126	Total Pressures	226
36	Direct Pressures	40
1.73s	Avg Pressure Duration	1.51s
55	Forced Turnovers	69
6.84s	Ball Recovery Time	13.53s
38	Pushing on into Pressing	75
83	Pushing on	202
29	Pressing Direction Inside	35
66	Pressing Direction Outside	144

Most Direct Pressures

6

SAFAROV Manucher

RIGHT BACK

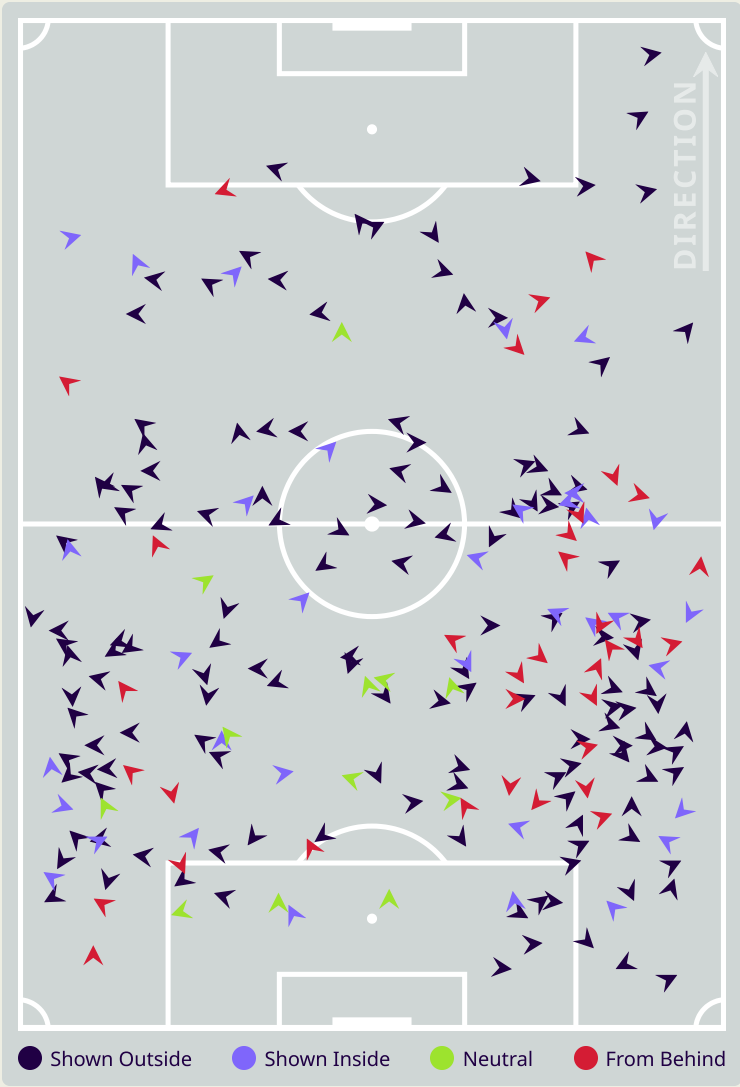
Most Direct Pressures

9

SROUR Hasan

LEFT CENTRE MIDFIELD

Lebanon



# GOALKEEPING



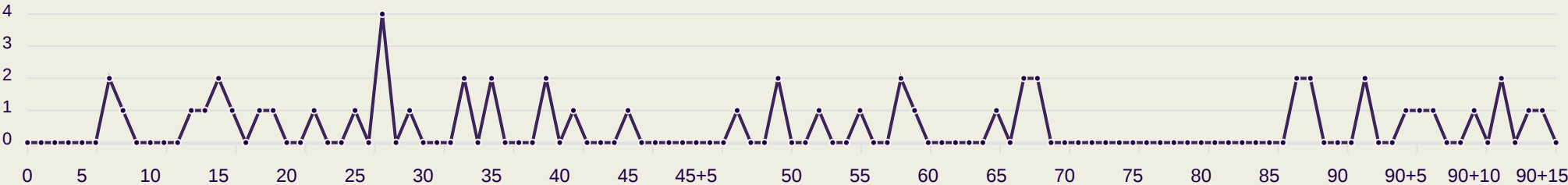
Tajikistan v Lebanon

# Goalkeeping Involvement



Tajikistan

Tajikistan GK Involvement Timeline

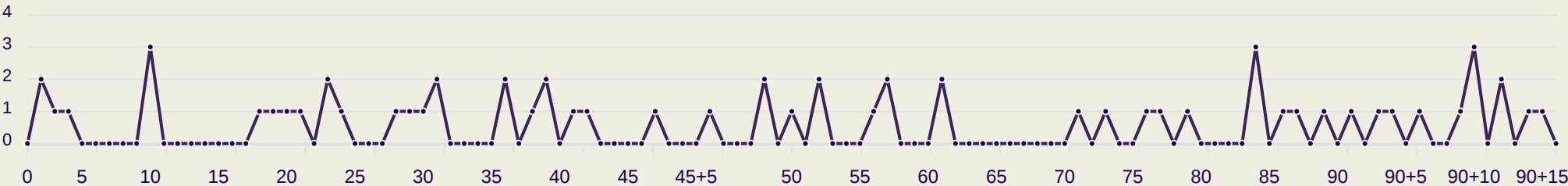


52  
Total Involvements



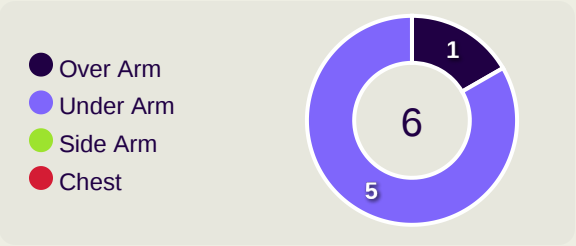
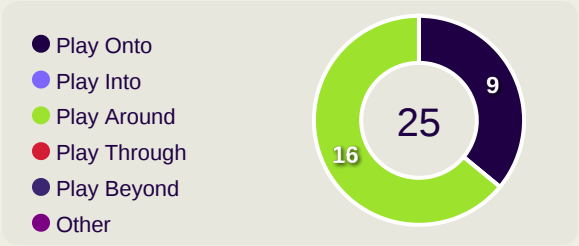
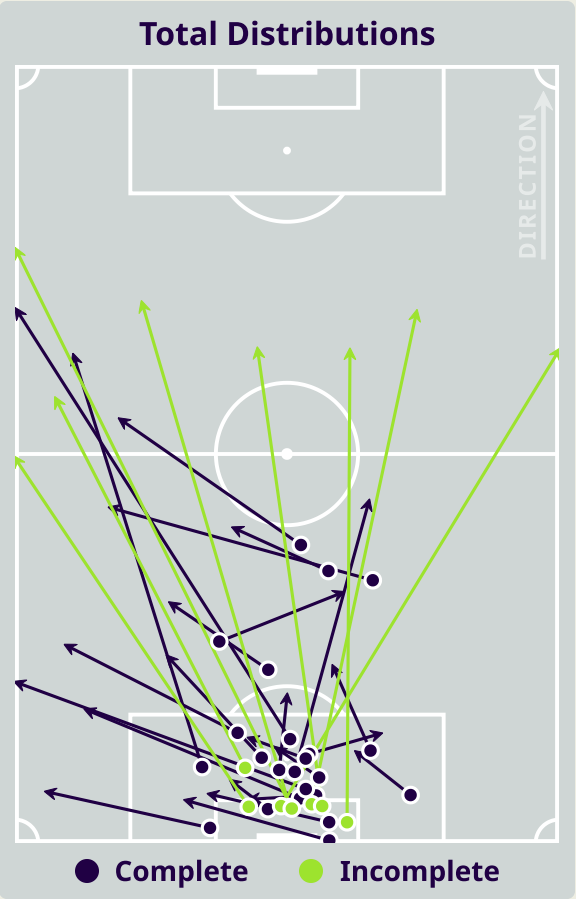
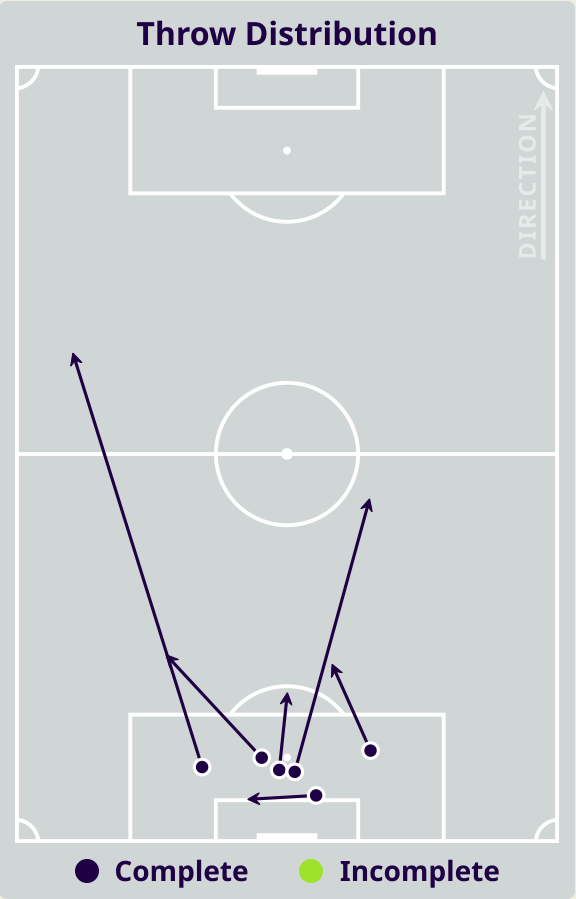
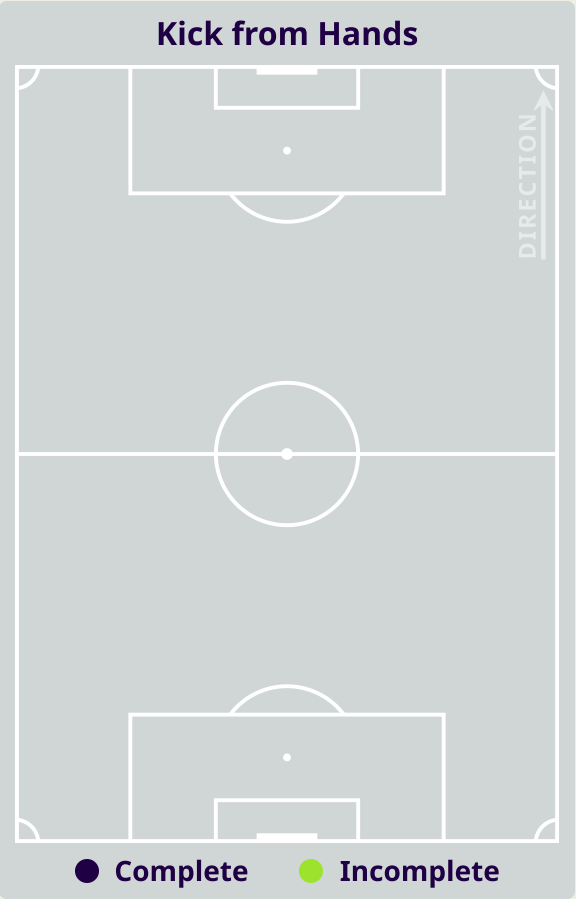
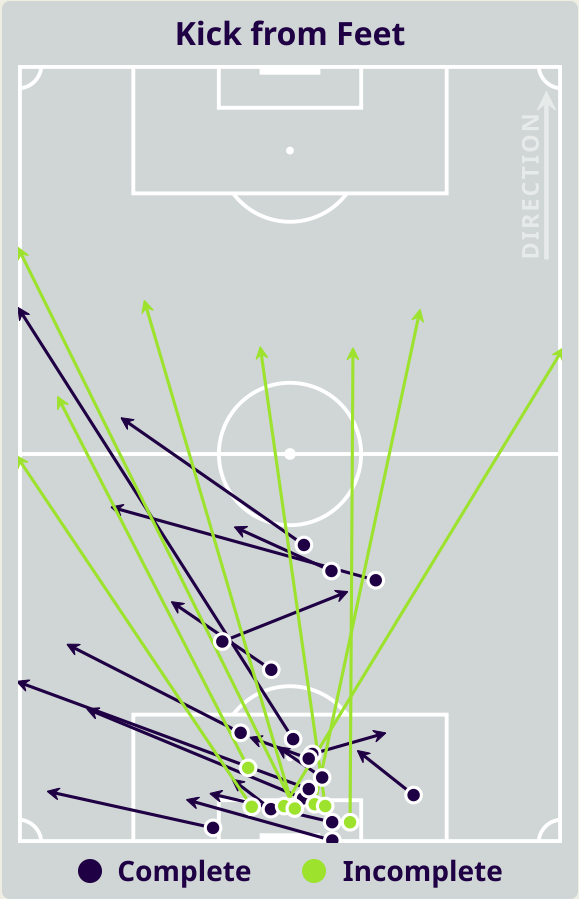
Lebanon

Lebanon GK Involvement Timeline

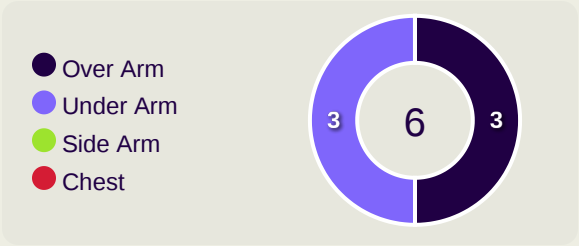
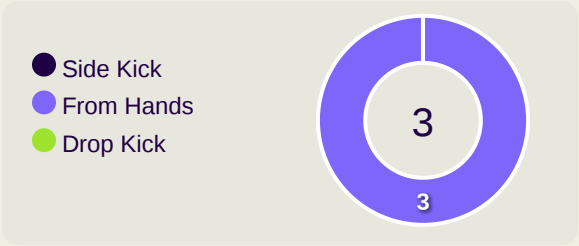
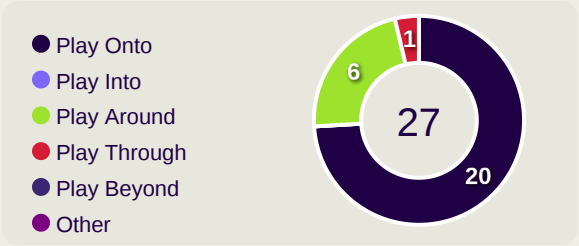
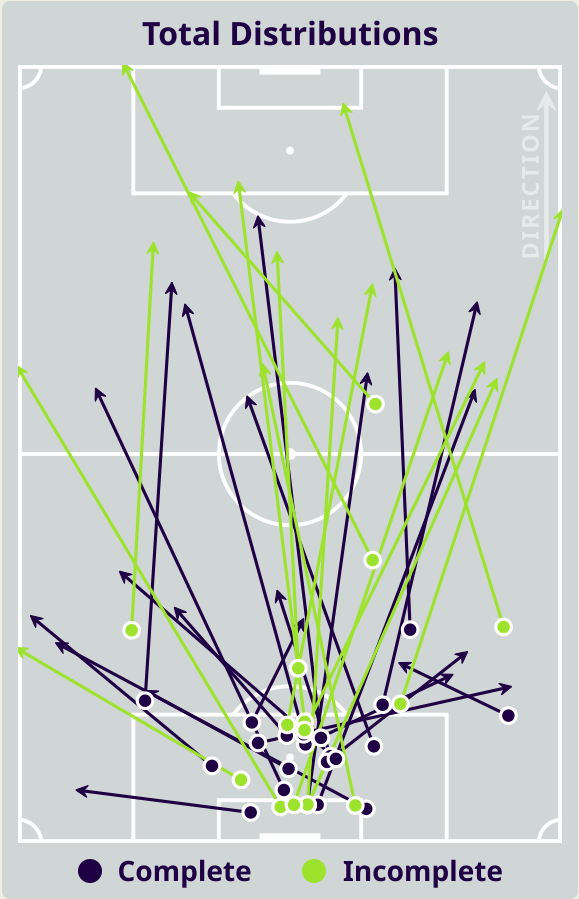
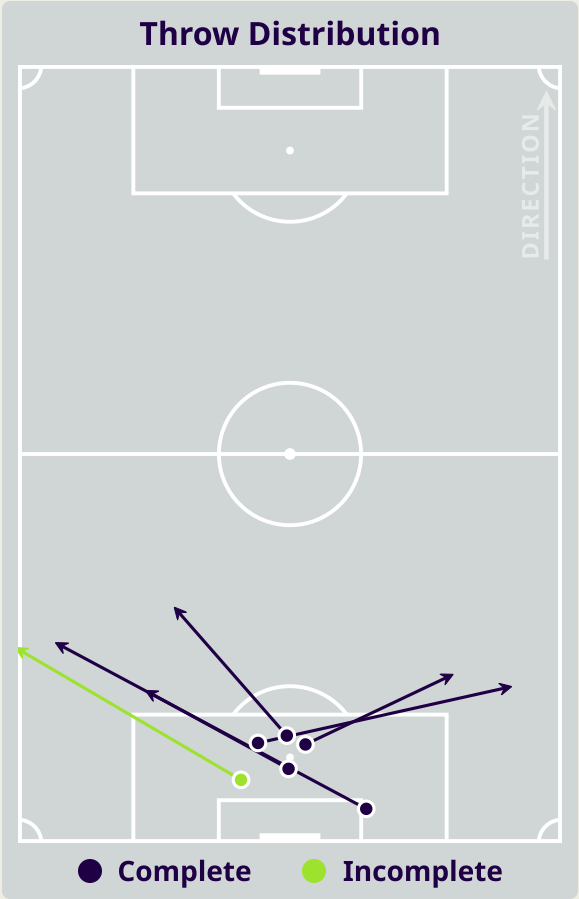
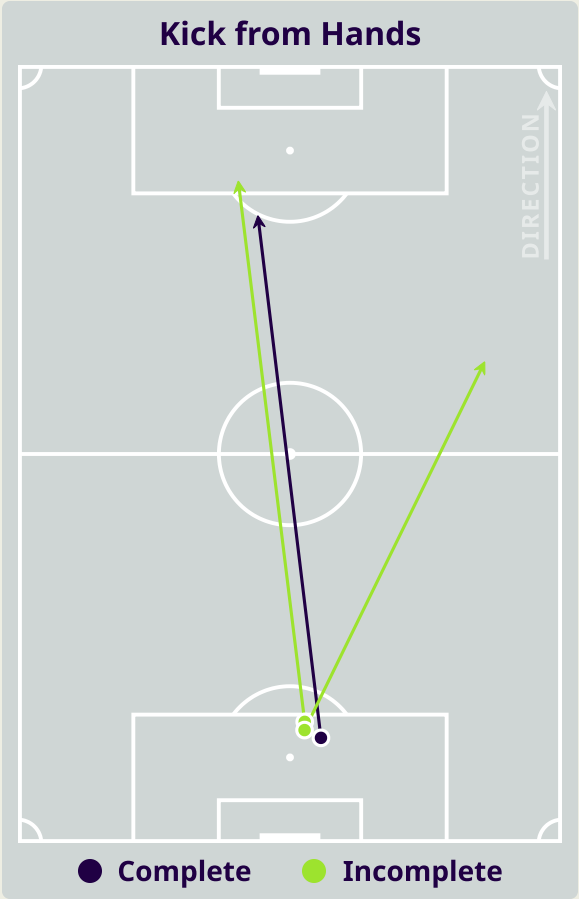
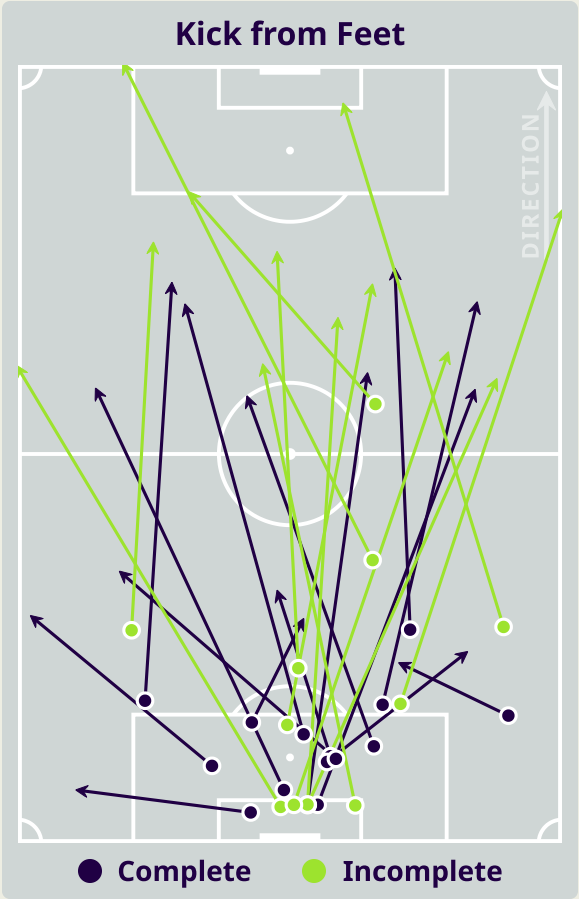


62  
Total Involvements

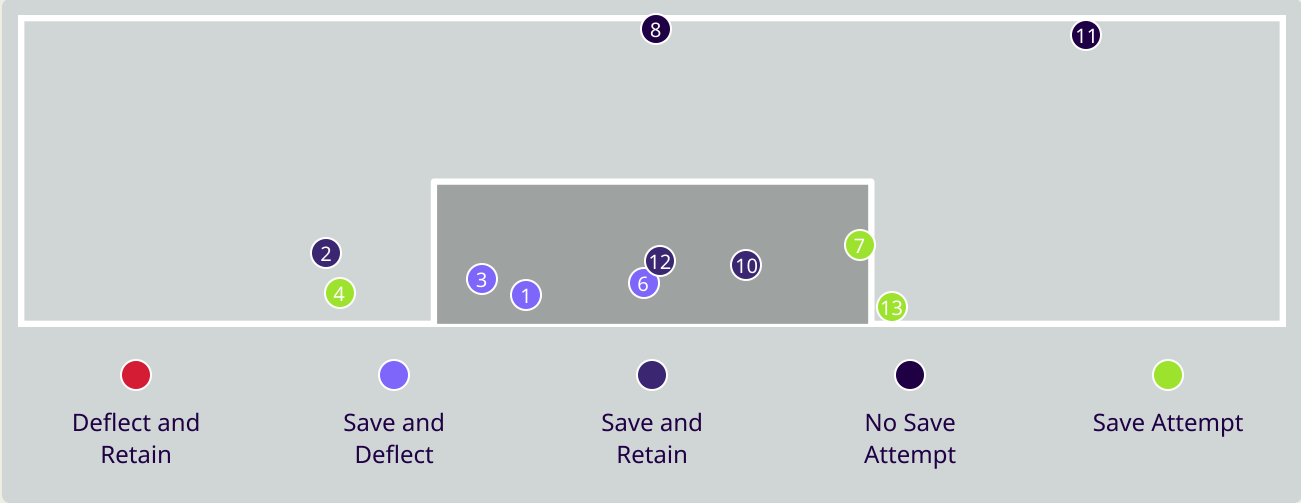
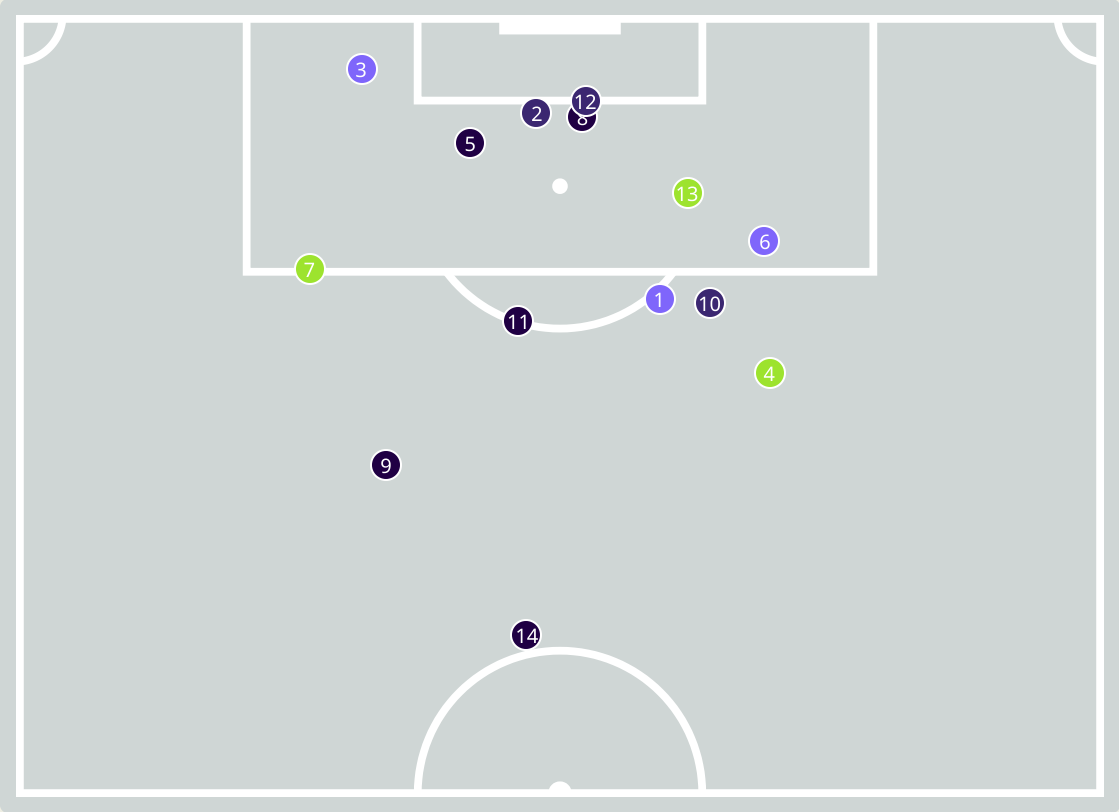
# Goalkeeping Distribution



# Goalkeeping Distribution



Goal Prevention

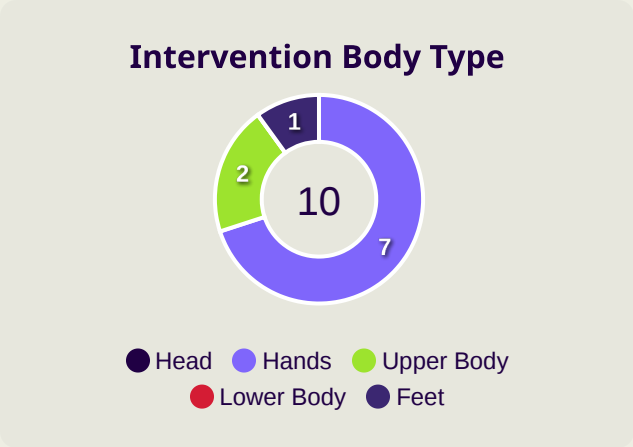
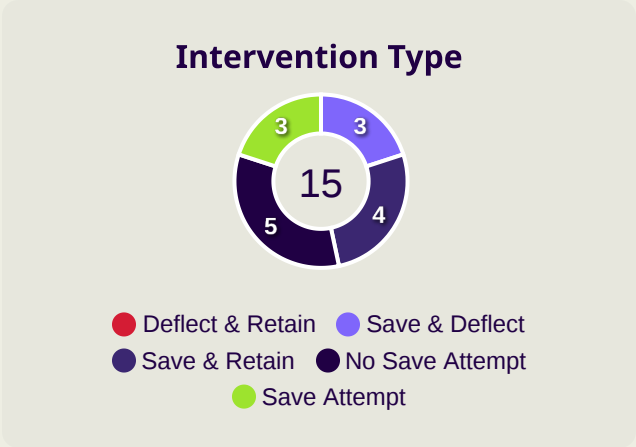


15

Total Attempts on Goal Faced

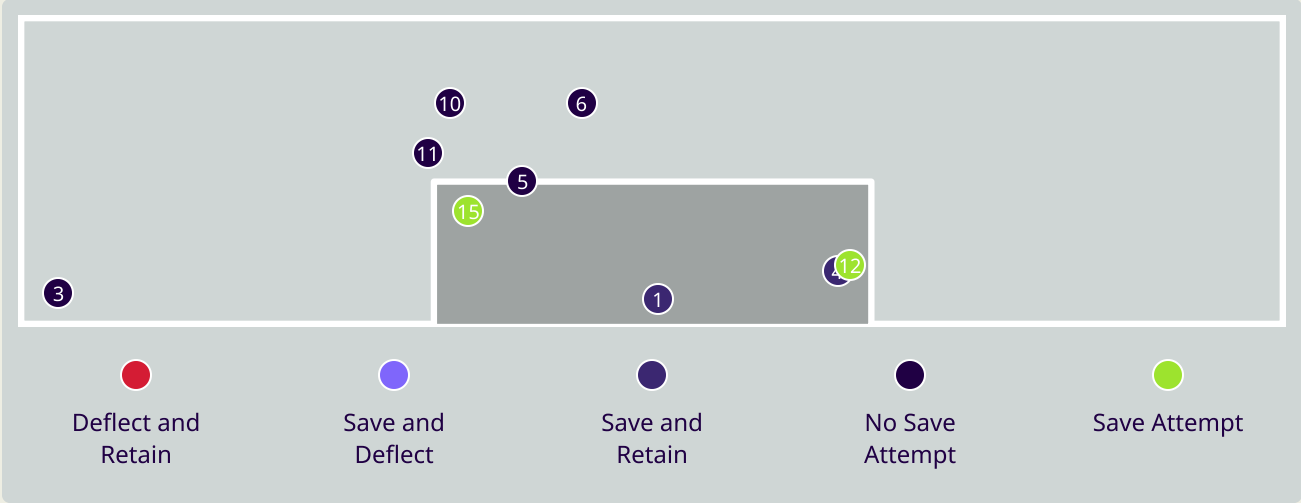
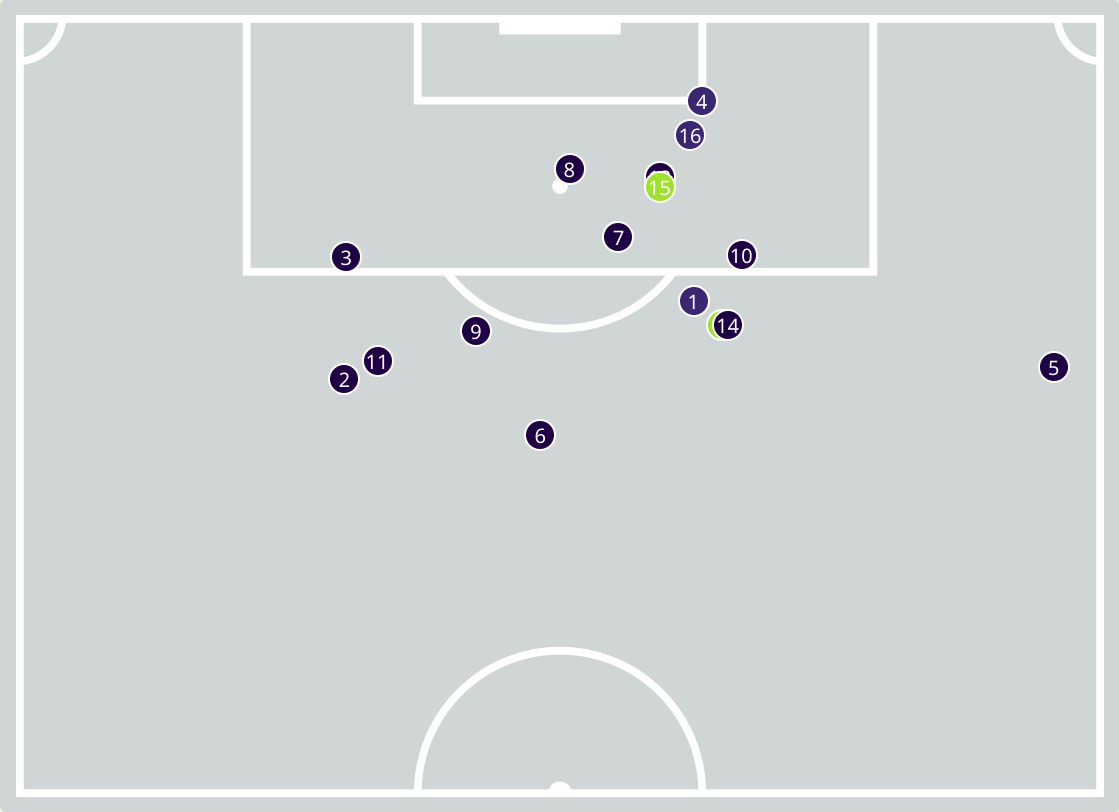
83

Save %



Total Attempts on Goal Faced	Total Goal Interventions	Save & Retain	Deflect & Retain	Save & Deflect	Save Attempt	No Save Attempt
15	7	4	0	3	3	5

Goal Prevention

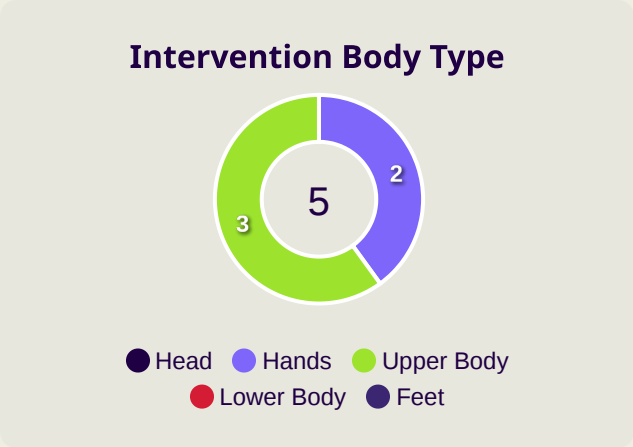
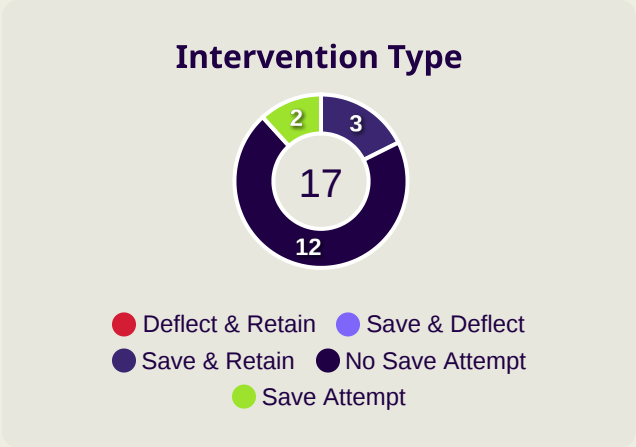


17

Total Attempts on Goal Faced

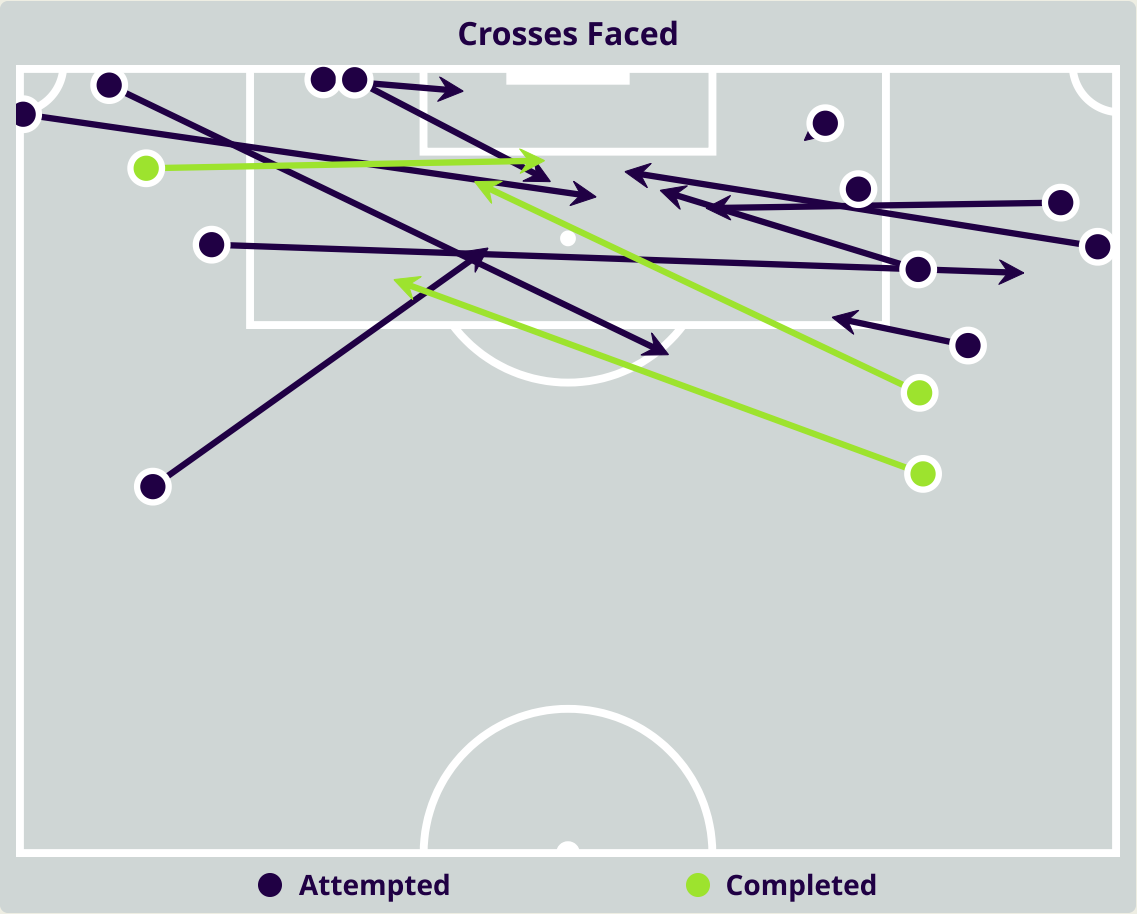

50

Save %



Total Attempts on Goal Faced	Total Goal Interventions	Save & Retain	Deflect & Retain	Save & Deflect	Save Attempt	No Save Attempt
17	3	3	0	0	2	12

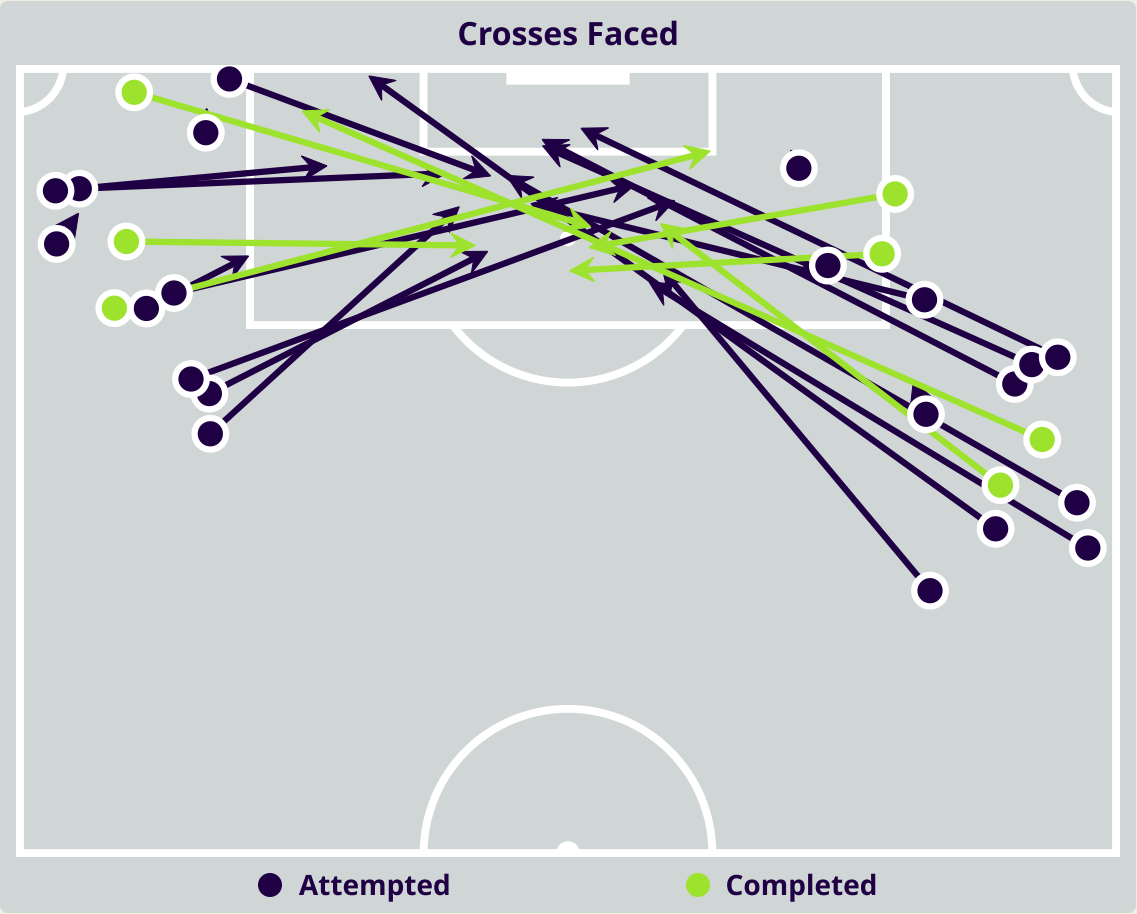

Aerial Control



Delivery Types Faced

Total	In Swing	Out Swing	Driven	Lofted	Cutback	Push
22	8	2	0	10	0	2

Aerial Control



**Delivery Types Faced**

Total	In Swing	Out Swing	Driven	Lofted	Cutback	Push
33	7	14	0	9	0	3

# SET PLAYS



Tajikistan v Lebanon

Set Plays



56

Total Set Plays

20

Total Free Kicks

0

Total Penalties

6

Total Corners

30

Total Throw Ins

Free Kicks	
Type	Total
Direct	18
Direct (on target)	1
Direct (off target)	1

Indirect	2
----------	---

Corners			
Delivery Type	From Left Side	From Right Side	Total
Direct to Area	3	0	3
Short	3	0	3

Edge of Penalty Area	0	0	0
----------------------	---	---	---

Corners	
Delivery Style	Total
Inswing	3
Outswing	0
Driven	0

Set Plays



Free Kicks	
Type	Total
Direct	15
Direct (on target)	0
Direct (off target)	1
Indirect	3

Corners			
Delivery Type	From Left Side	From Right Side	Total
Direct to Area	2	3	5
Short	0	0	0
Edge of Penalty Area	0	0	0

Corners	
Delivery Style	Total
Inswing	4
Outswing	0
Driven	0

# INDIVIDUAL DATA IN POSSESSION



Tajikistan v Lebanon

In Possession - Distributions



#	Player	Passes Attempted	Passes Completed	Pass Completion %	Switches of Play	Crosses Attempted	Crosses Completed	Line Breaks Attempted	Line Breaks Completed	Line Break Completion %	Ball Progressions	Take Ons	Step Ins	Attempts at Goal	Goals
1	YATIMOV Rustam	31	23	74%	1	0	0	8	3	37%	0	0	0	0	0
2	DZHURABOYEV Zoir	61	58	95%	0	0	0	14	12	85%	0	0	0	1	0
5	SAFAROV Manucher	60	53	88%	0	6	0	26	16	61%	0	0	0	1	0
6	HANONOV Vahdat	53	52	98%	2	0	0	12	10	83%	3	0	3	0	0
7	UMARBAEV Parvizdzhon	83	68	82%	3	4	1	19	14	73%	0	0	0	4	1
9	SOIROV Rustam	25	21	84%	0	0	0	3	1	33%	1	1	0	1	0
10	DZHALILOV Alisher	41	32	78%	0	7	2	9	4	44%	1	0	1	3	0
14	SHUKUROV Alisher	28	24	86%	0	0	0	6	3	50%	0	0	0	1	0
15	MABATSHOEV Shervoni	23	18	78%	0	2	1	4	2	50%	0	0	0	1	0
17	EHSONI Panshanbe	74	64	86%	5	7	2	21	16	76%	4	3	1	2	0
19	NAZAROV Akhtam	82	70	85%	0	6	2	32	23	71%	1	0	1	0	0
3	DAVLATMIR Tabrezi	2	2	100%	0	0	0	2	2	100%	0	0	0	0	0
11	RAHIMOV Muhammadjon	5	5	100%	0	1	0	0	0	0%	0	0	0	0	0
18	KHAILOEV Ruslan	5	5	100%	0	0	0	1	1	100%	0	0	0	0	0
22	SAMIEV Shahrom	10	6	60%	0	0	0	6	4	66%	2	2	0	0	0
25	KHAMROKULOV Nuriddin	3	3	100%	0	0	0	0	0	0%	0	0	0	2	1

In Possession - Offers & Receptions



			Offer movement types						
#	Player	Total Offers	In Front	In Between	Out to In	In to Out	In Behind	No Movement	Offers Received
1	YATIMOV Rustam	3	0	0	0	0	3	0	1
2	DZHURABOYEV Zoir	3	1	0	0	0	0	2	2
5	SAFAROV Manucher	24	5	2	0	0	2	15	11
6	HANONOV Vahdat	16	1	6	0	0	6	3	3
7	UMARBAEV Parvizdzhon	74	29	22	1	3	7	12	33
9	SOIROV Rustam	55	4	29	1	5	14	2	15
10	DZHALILOV Alisher	59	13	19	5	2	11	9	23
14	SHUKUROV Alisher	34	11	16	1	0	2	4	11
15	MABATSHOEV Shervoni	42	4	4	2	0	27	5	4
17	EHSONI Panshanbe	36	18	3	0	1	5	9	22
19	NAZAROV Akhtam	29	10	2	3	0	1	13	8
3	DAVLATMIR Tabrezi	0	0	0	0	0	0	0	0
11	RAHIMOV Muhammadjon	18	5	1	0	0	10	2	5
18	KHAILOEV Ruslan	8	5	0	0	0	2	1	2
22	SAMIEV Shahrom	15	1	2	0	0	8	4	4
25	KHAMROKULOV Nuriddin	11	2	0	1	0	7	1	1

In Possession - Distributions



#	Player	Passes Attempted	Passes Completed	Pass Completion %	Switches of Play	Crosses Attempted	Crosses Completed	Line Breaks Attempted	Line Breaks Completed	Line Break Completion %	Ball Progressions	Take Ons	Step Ins	Attempts at Goal	Goals
21	MATAR Mostafa	36	21	58%	1	0	0	21	12	57%	0	0	0	1	0
5	NASSAR Nassar	16	10	62%	0	2	1	8	4	50%	0	0	0	0	0
6	ZEIN Hussein	25	20	80%	1	2	2	14	13	92%	1	0	1	1	0
7	MAATOUK Hassan	13	10	77%	0	4	1	4	3	75%	2	1	1	2	0
11	CHAABAN Omar	9	2	22%	0	1	0	4	0	0%	1	1	0	0	0
12	MELKI Robert	18	14	78%	0	0	0	10	7	70%	1	0	1	0	0
13	KHAMIS Khalil	11	9	82%	0	0	0	6	4	66%	0	0	0	2	0
18	EL ZEIN Kassem	18	13	72%	1	0	0	8	6	75%	0	0	0	0	0
20	TNEICH Ali	18	12	67%	4	0	0	8	4	50%	1	1	0	0	0
22	JRADI Bassel	11	7	64%	0	1	0	3	2	66%	1	1	0	5	1
25	SROUR Hasan	34	25	74%	0	4	2	18	11	61%	5	2	3	1	0
9	ALHELWE Hilal	5	4	80%	0	1	0	1	1	100%	0	0	0	1	0
10	HAIDAR Mohamad	7	5	71%	0	4	0	1	0	0%	1	1	0	0	0
16	SHOUR Walid	12	6	50%	0	0	0	6	3	50%	0	0	0	0	0
19	KURI Daniel	5	2	40%	1	3	0	3	2	66%	0	0	0	1	0
24	BITAR Gabriel	4	2	50%	0	0	0	2	1	50%	0	0	0	0	0

In Possession - Offers & Receptions



			Offer movement types						
#	Player	Total Offers	In Front	In Between	Out to In	In to Out	In Behind	No Movement	Offers Received
21	MATAR Mostafa	0	0	0	0	0	0	0	0
5	NASSAR Nassar	11	2	0	0	0	7	2	7
6	ZEIN Hussein	4	0	1	0	0	0	3	1
7	MAATOUK Hassan	19	2	6	1	1	5	4	5
11	CHAABAN Omar	20	0	5	4	0	4	7	2
12	MELKI Robert	2	0	1	0	0	1	0	0
13	KHAMIS Khalil	1	0	1	0	0	0	0	0
18	EL ZEIN Kassem	3	1	0	0	0	2	0	1
20	TNEICH Ali	3	0	1	0	1	0	1	2
22	JRADI Bassel	29	2	8	0	1	16	2	8
25	SROUR Hasan	20	2	5	1	2	8	2	13
9	ALHELWE Hilal	13	0	7	2	2	2	0	1
10	HAIDAR Mohamad	6	1	1	0	2	1	1	1
16	SHOUR Walid	2	0	0	0	0	1	1	0
19	KURI Daniel	5	0	0	0	0	4	1	1
24	BITAR Gabriel	4	0	1	0	0	2	1	1

# INDIVIDUAL DATA OUT OF POSSESSION



Tajikistan v Lebanon

Out of Possession



#	Player	Tackles Made / Won	Blocks	Interceptions	Pressing Direct	Pressing Indirect	Duels Won - Aerial	Duels Won - Physical	Possession Contests won	Clearances	Loose Ball Receptions	Pushing On	Pushing On into Pressing	Possession Regains	Possession Interrupted
1	YATIMOV Rustam	0 / 0	0	0	0	0	0	0	0	0	2	0	0	7	0
2	DZHURABOYEV Zoir	4 / 0	1	1	1	1	9	0	9	8	10	4	1	14	5
5	SAFAROV Manucher	3 / 0	3	0	6	4	1	0	1	6	10	12	4	6	4
6	HANONOV Vahdat	1 / 0	0	3	0	3	4	0	4	8	6	10	1	10	6
7	UMARBAEV Parvizdzhon	3 / 0	1	0	3	8	0	0	1	4	8	7	3	3	6
9	SOIROV Rustam	1 / 0	0	0	1	8	0	0	0	0	1	5	3	0	1
10	DZHALILOV Alisher	0 / 0	0	0	0	4	1	0	2	0	6	4	0	1	0
14	SHUKUROV Alisher	6 / 0	1	0	5	14	3	0	4	4	5	9	5	4	5
15	MABATSHOEV Shervoni	1 / 0	0	0	5	12	1	0	1	2	7	7	5	2	0
17	EHSONI Panshanbe	4 / 2	3	0	6	15	1	0	2	3	7	8	7	5	4
19	NAZAROV Akhtam	3 / 2	3	0	3	5	2	0	2	4	4	5	2	9	3
3	DAVLATMIR Tabrezi	0 / 0	1	0	1	0	0	0	0	0	1	0	0	2	0
11	RAHIMOV Muhammadjon	1 / 0	0	0	1	5	0	0	1	1	0	2	1	0	2
18	KHAILOEV Ruslan	3 / 0	0	0	2	4	0	0	0	2	1	2	1	1	2
22	SAMIEV Shahrom	1 / 1	0	0	1	3	0	0	0	0	2	1	1	1	0
25	KHAMROKULOV Nuriddin	0 / 0	1	0	1	4	1	0	1	2	3	7	4	0	3

Out of Possession



#	Player	Tackles Made / Won	Blocks	Interceptions	Pressing Direct	Pressing Indirect	Duels Won - Aerial	Duels Won - Physical	Possession Contests won	Clearances	Loose Ball Receptions	Pushing On	Pushing On into Pressing	Possession Regains	Possession Interrupted
21	MATAR Mostafa	0 / 0	0	0	0	0	0	0	0	1	8	0	0	11	0
5	NASSAR Nassar	3 / 0	4	0	7	13	1	0	1	9	7	24	13	6	7
6	ZEIN Hussein	3 / 0	5	0	1	14	2	0	2	2	7	18	0	4	3
7	MAATOUK Hassan	2 / 1	2	0	2	18	0	0	0	0	6	11	5	1	0
11	CHAABAN Omar	4 / 0	2	1	2	17	6	0	6	2	2	16	7	7	1
12	MELKI Robert	2 / 1	4	0	4	4	2	0	2	11	7	17	5	9	6
13	KHAMIS Khalil	2 / 0	4	1	1	2	7	0	7	11	5	10	0	6	8
18	EL ZEIN Kassem	1 / 0	2	0	1	0	2	0	2	4	0	11	0	3	3
20	TNEICH Ali	6 / 1	5	1	7	28	2	0	2	0	3	15	6	5	4
22	JRADI Bassel	1 / 0	2	0	2	39	3	0	3	0	1	26	19	1	2
25	SROUR Hasan	4 / 1	3	1	9	25	0	0	0	0	18	30	14	5	2
9	ALHELWE Hilal	0 / 0	0	0	0	6	5	0	5	1	1	2	1	0	1
10	HAIDAR Mohamad	2 / 0	0	0	2	2	0	0	0	0	1	0	0	0	1
16	SHOUR Walid	1 / 1	3	0	1	5	0	0	0	1	2	13	1	1	2
19	KURI Daniel	0 / 0	1	0	0	8	0	0	0	1	4	6	3	0	1
24	BITAR Gabriel	1 / 0	2	0	1	5	0	0	0	0	2	3	1	2	1

# INDIVIDUAL DATA PHYSICAL



Tajikistan v Lebanon

Physical Data



#	Player	Total Distance (m)	Zone 1: 0-7 km/h (m)	Zone 2: 7-15 km/h (m)	Zone 3: 15-20 km/h (m)	Zone 4: 20-25 km/h (m)	Zone 5: 25+ km/h (m)	High Speed Runs (Zone 4)	Sprints (Zone 5)	Top Speed (km/h)
1	YATIMOV Rustam	6014.7	4775.8	973.2	222.1	36.6	7.0	6.0	2.0	25.3
2	DZHURABOYEV Zoir	12089.4	5108.0	4771.5	1323.5	607.8	278.7	84.0	24.0	31.2
5	SAFAROV Manucher	11686.4	4398.5	5043.6	1376.3	563.1	304.9	74.0	19.0	32.3
6	HANONOV Vahdat	11602.3	4571.4	4707.1	1368.2	592.2	363.4	76.0	17.0	31.3
7	UMARBAEV Parvizdzhon	12285.1	4644.1	4872.2	2063.6	631.8	73.4	64.0	7.0	28.8
9	SOIROV Rustam	8503.0	3477.5	3005.8	1288.8	543.0	187.9	78.0	15.0	34.6
10	DZHALILOV Alisher	9236.8	4501.8	3117.2	1012.7	403.3	201.8	56.0	12.0	32.7
14	SHUKUROV Alisher	8868.2	3159.3	3926.7	1254.9	348.7	178.5	47.0	14.0	30.3
15	MABATSHOEV Shervoni	9626.7	3491.0	3646.3	1704.4	699.0	86.0	70.0	9.0	30.8
17	EHSONI Panshanbe	12806.5	4387.6	5432.6	1847.1	797.1	342.1	98.0	25.0	31.8
19	NAZAROV Akhtam	11258.3	4593.9	4441.0	1567.2	549.4	106.8	57.0	8.0	29.1
3	DAVLATMIR Tabrezi	580.7	158.1	265.1	107.9	28.2	21.4	4.0	2.0	27.1
11	RAHIMOV Muhammadjon	4045.8	1163.6	1839.8	579.9	265.2	197.2	42.0	15.0	30.6
18	KHAILOEV Ruslan	2648.2	713.2	1003.1	465.5	337.4	129.0	28.0	6.0	30.9
22	SAMIEV Shahrom	3803.5	1417.4	1413.5	501.3	289.8	181.5	38.0	13.0	31.9
25	KHAMROKULOV Nuriddin	4052.4	1337.8	1599.1	613.1	335.3	167.1	40.0	12.0	29.0

Physical Data



#	Player	Total Distance (m)	Zone 1: 0-7 km/h (m)	Zone 2: 7-15 km/h (m)	Zone 3: 15-20 km/h (m)	Zone 4: 20-25 km/h (m)	Zone 5: 25+ km/h (m)	High Speed Runs (Zone 4)	Sprints (Zone 5)	Top Speed (km/h)
21	MATAR Mostafa	5622.6	4120.9	1049.1	254.6	168.2	29.8	17.0	3.0	28.8
5	NASSAR Nassar	8593.1	3559.4	3073.3	1130.8	618.1	211.6	82.0	19.0	31.7
6	ZEIN Hussein	11345.9	4457.3	4535.8	1545.4	592.0	215.4	72.0	12.0	32.0
7	MAATOUK Hassan	7234.1	3137.3	2582.7	973.0	380.5	160.5	50.0	8.0	29.9
11	CHAABAN Omar	9066.4	3134.3	3822.1	1577.7	468.8	63.5	49.0	6.0	29.3
12	MELKI Robert	10766.7	4607.4	4737.7	939.5	382.1	100.0	43.0	10.0	30.4
13	KHAMIS Khalil	11463.0	4841.4	4803.0	1175.2	458.9	184.6	61.0	14.0	30.3
18	EL ZEIN Kassem	6098.3	3089.5	2190.7	541.0	235.6	41.5	25.0	4.0	31.1
20	TNEICH Ali	10214.5	3736.5	3876.4	1833.9	610.7	157.0	72.0	14.0	30.1
22	JRADI Bassel	10011.2	3393.6	4584.3	1354.3	470.0	209.0	65.0	15.0	31.2
25	SROUR Hasan	12054.6	4369.5	4505.1	2220.1	730.6	229.3	100.0	15.0	32.1
9	ALHELWE Hilal	3930.9	1670.9	1570.1	475.1	189.1	25.7	25.0	4.0	28.1
10	HAIDAR Mohamad	2966.2	956.0	1164.9	551.3	206.4	87.7	29.0	7.0	30.8
16	SHOUR Walid	5322.8	1782.0	2306.6	806.6	247.4	180.3	33.0	9.0	33.0
19	KURI Daniel	3200.1	861.9	1146.5	718.1	362.9	110.7	41.0	10.0	28.9
24	BITAR Gabriel	3307.7	871.1	1589.8	540.2	199.2	107.5	20.0	8.0	29.3



AFC  
**ASIAN CUP**  
QATAR 2023™