



AFC
ASIAN CUP
QATAR 2023™



Australia 1 - 1 Uzbekistan

Group B - Match 27
23 January 2024
14:30 Kick Off
Al Janoub Stadium

POST MATCH SUMMARY REPORT

Match Summary - Teams



Australia



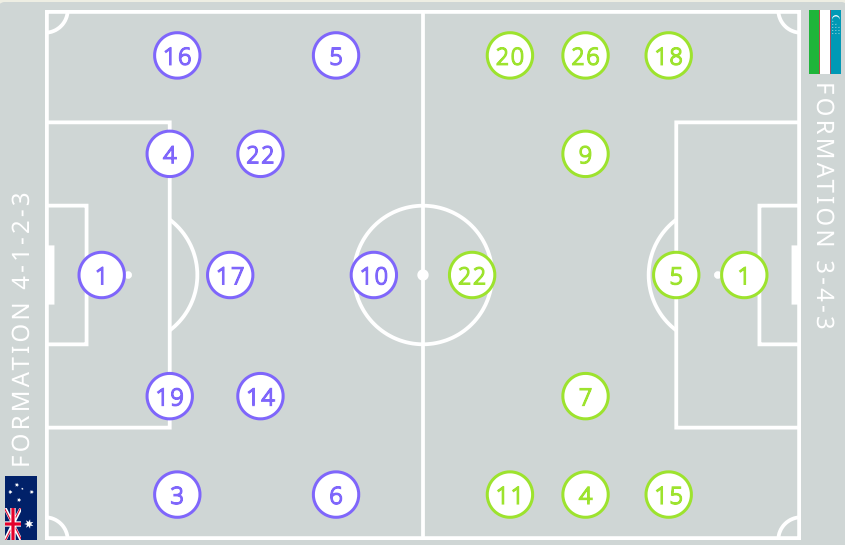
Uzbekistan

STARTING

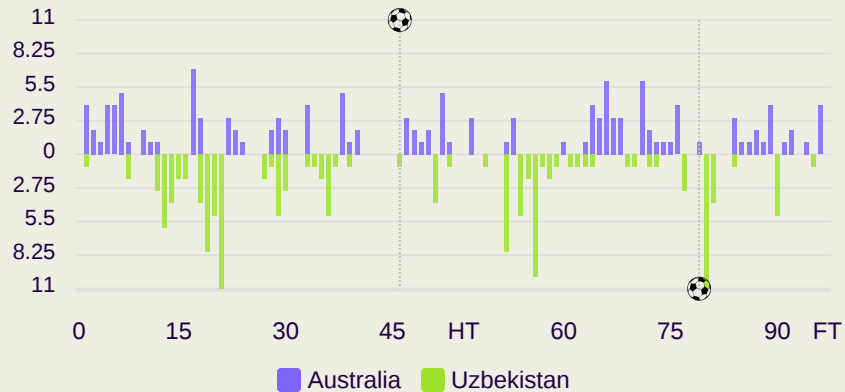
1	GK	RYAN Mathew (C)	
3	DF	ATKINSON Nathaniel	↓ 90+4'
4	DF	ROWLES Kye	
5	DF	BOS Jordan	↓ 90+3'
6	FW	BOYLE Martin	⚽ 45+1' ↓ 72'
10	FW	YENGI Kusini	
14	MF	McGREE Riley	⚡ 69' ↓ 83'
16	DF	BEHICH Aziz	
17	MF	BACCUS Keanu	↓ 84'
19	DF	SOUTTAR Harry	⚡ 50'
22	MF	IRVINE Jackson	

SUBSTITUTES

12	GK	THOMAS Lawrence	
18	GK	GAUCI Joe	
2	DF	DENG Thomas	
7	FW	SILVERA Samuel	
8	MF	METCALFE Connor	↑ 72'
9	FW	FORNAROLI Bruno	↑ 83'
11	FW	TILIO Marco	↑ 90+4'
13	MF	ONEILL Aiden	↑ 84'
15	FW	DUKE Mitchell	
20	DF	MILLER Lewis	↑ 90+3'
21	DF	BURGESS Cameron	
23	FW	GOODWIN Craig	
24	MF	YAZBEK Patrick	
25	DF	JONES Gethin	
26	FW	IREDALE John	



Distribution in the Final Third



STARTING

	YUSUPOV Utkir	GK	1	
	SAYFIEV Farrukh	DF	4	
	ASHURMATOV Rustam	DF	5	
⚡ 48'	SHUKUROV Otabek	MF	7	
⚡ 41'	HAMROBEKOV Odiljon	MF	9	
↓ 45'	URUNOV Oston	MF	11	
⚡ 25'	ESHMURODOV Umar	DF	15	
	ABDULLAEV Abdulla	DF	18	
↓ 63'	ERKINOV Khojimat	MF	20	
↓ 63'	FAYZULLAEV Abbosbek	MF	22	
	ABDIRAKHMATOV Zafarmurod	DF	26	

SUBSTITUTES

	NEMATOV Abduvohid	GK	12	
	ERGASHEV Botirali	GK	16	
	KHAMRALIEV Mukhammadkodir	DF	2	
	ALIJONOV Khojiakbar	DF	3	
	KHOLMATOV Diyor	MF	6	
↑ 84'	ISKANDEROV Jamshid	MF	8	
↑ 45'	MASHARIPOV Jaloliddin	MF	10	
	NASRULLAEV Sherzod	DF	13	
	BOLTABOEV Jamshid	MF	14	
	ABDIKHOLIKOV Bobur	FW	17	
⚽ 79' ↑ 63'	TURGUNBOEV Azizbek	MF	19	
↓ 84' ↑ 63'	SERGEEV Igor	FW	21	
	UMAROV Shokhboz	MF	23	
	AMONOV Azizbek	FW	24	
	KHUSANOV Abdukodir	DF	25	

Match Summary - Key Statistics



Australia



Uzbekistan



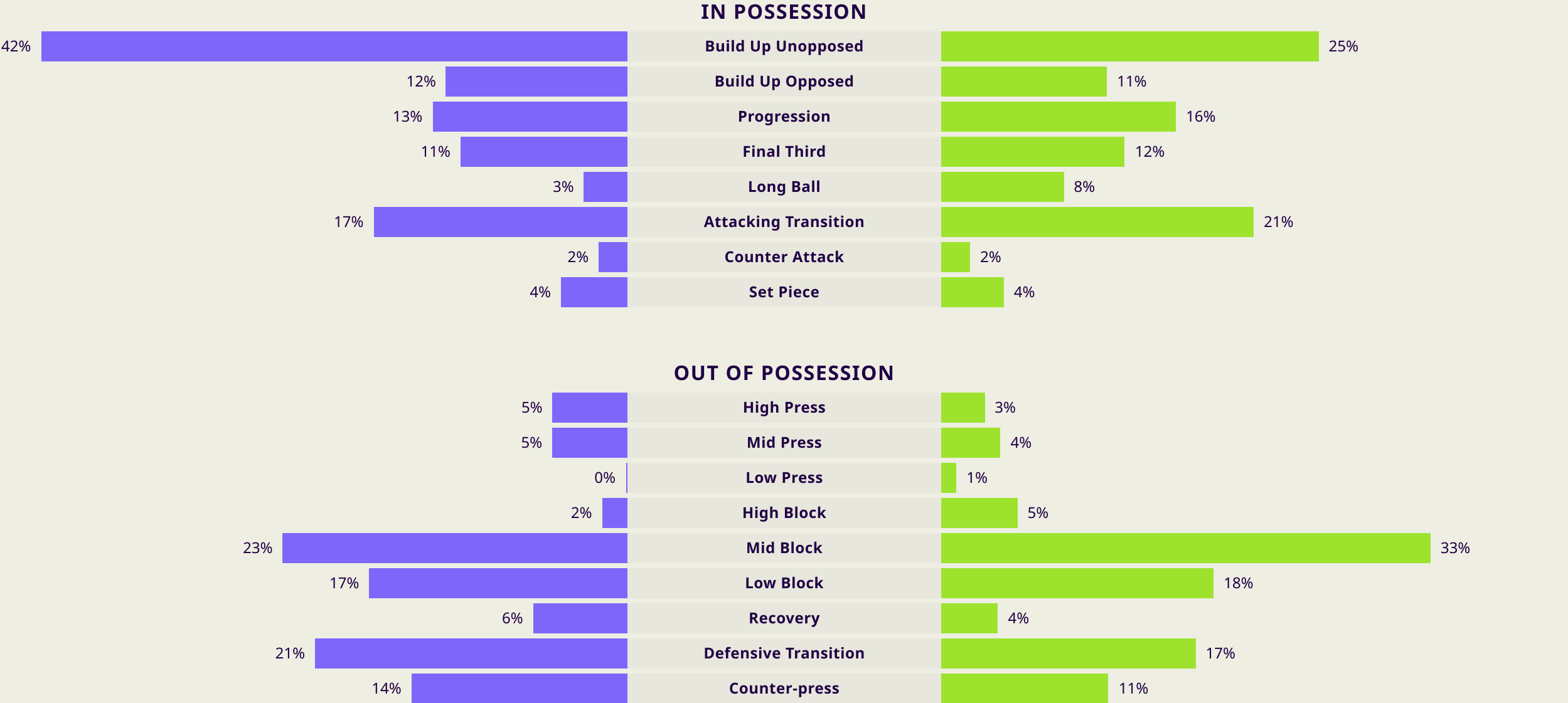
Possession			
Total	<div><div>50.2%</div><div>11%</div><div>38.8%</div></div>		Total
1	Goals		1
8 (1)	Attempts at Goal (On Target)		8 (1)
566 (484)	Total Passes (Complete)		440 (362)
86 %	Pass Completion %		82 %
80	Completed Line Breaks		99
9	Defensive Line Breaks		9
99	Receptions in the Final Third		102
18	Crosses		7
24	Ball Progressions		9
226 (49)	Defensive Pressures Applied (Direct Pressures)		274 (60)
56	Forced Turnovers		66
79	Second Balls		76
123.9 km	Total Distance Covered		121.5 km
7 km	Zone 4 – Low Speed Sprinting: 20-25 km/h		6.1 km



Australia

Phases of Play

Uzbekistan

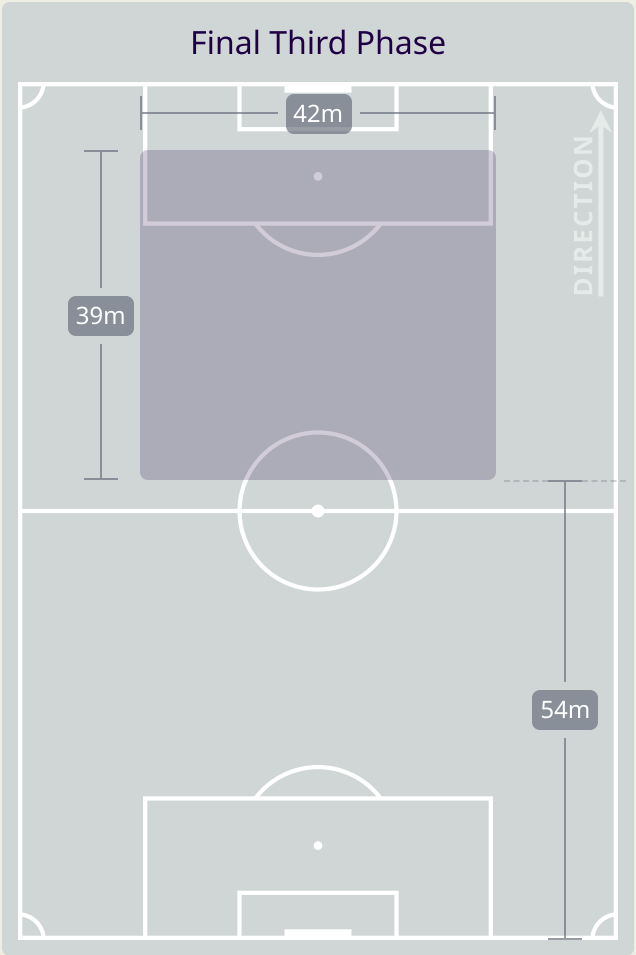
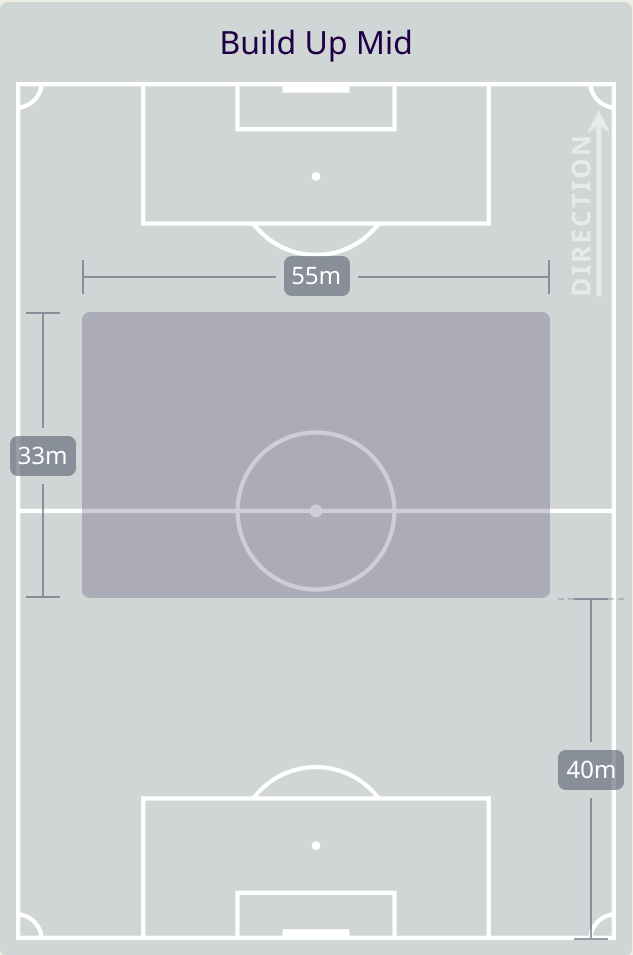
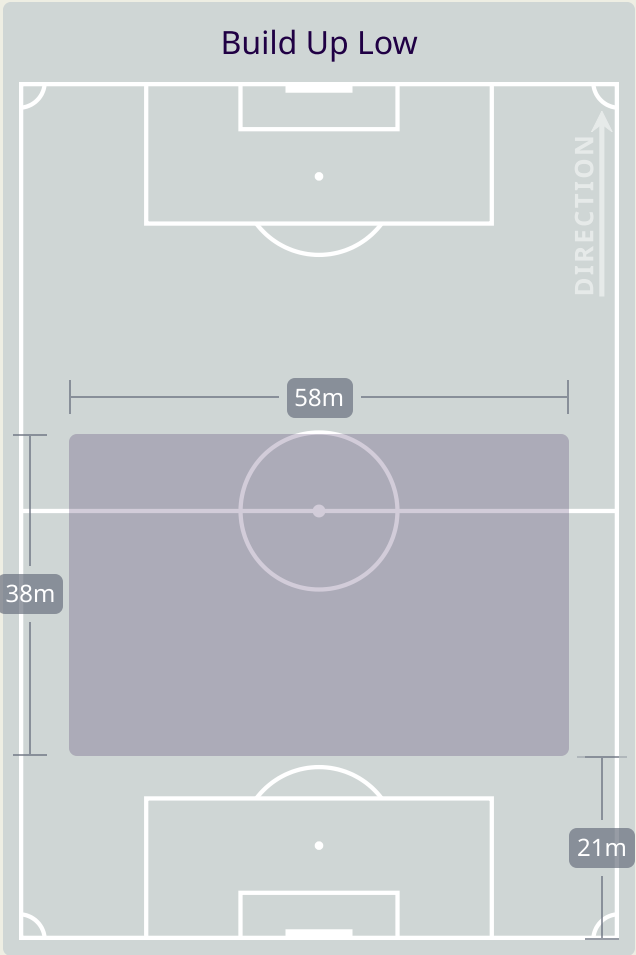


IN POSSESSION

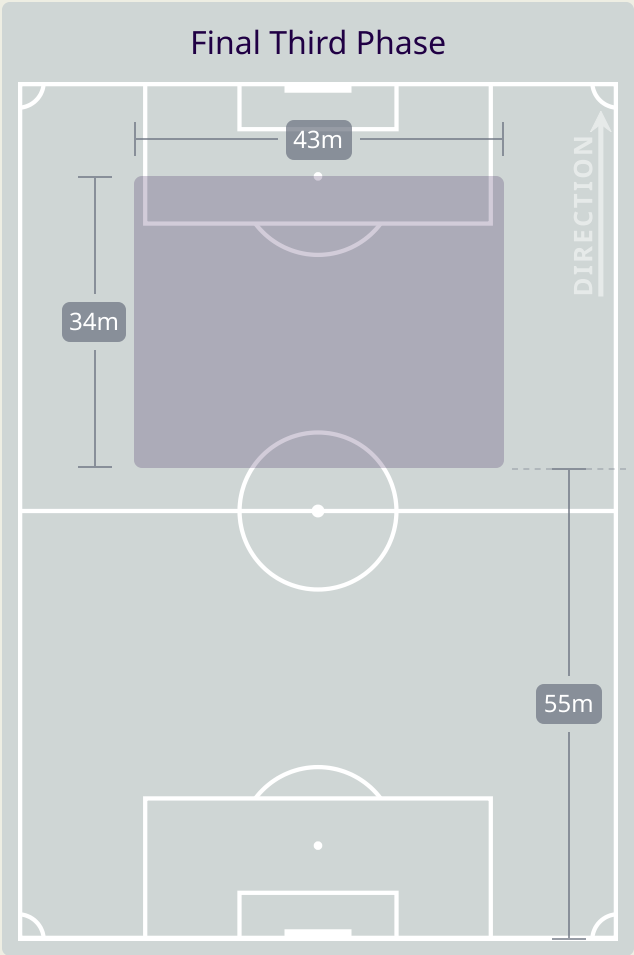
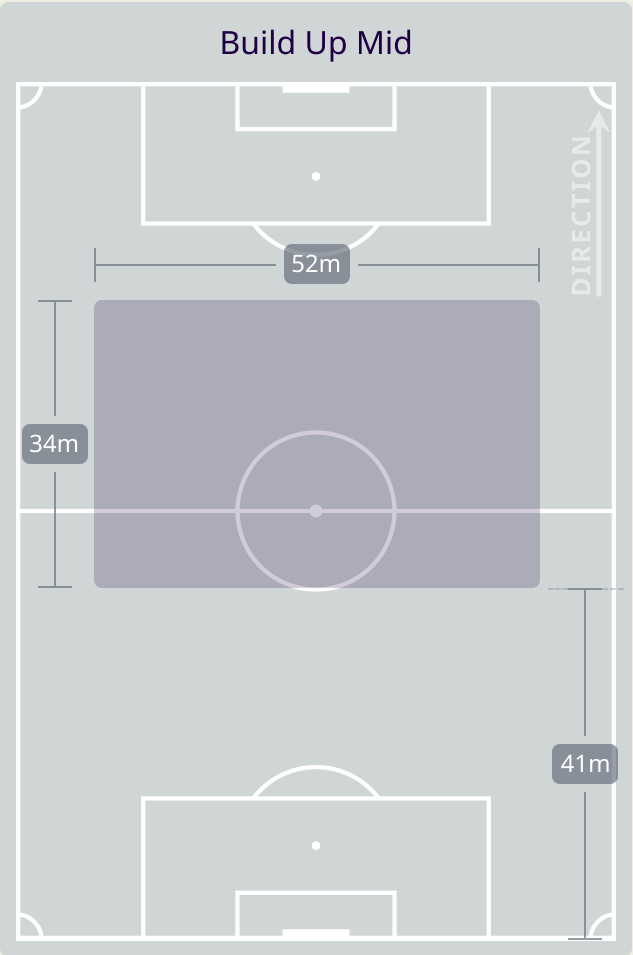
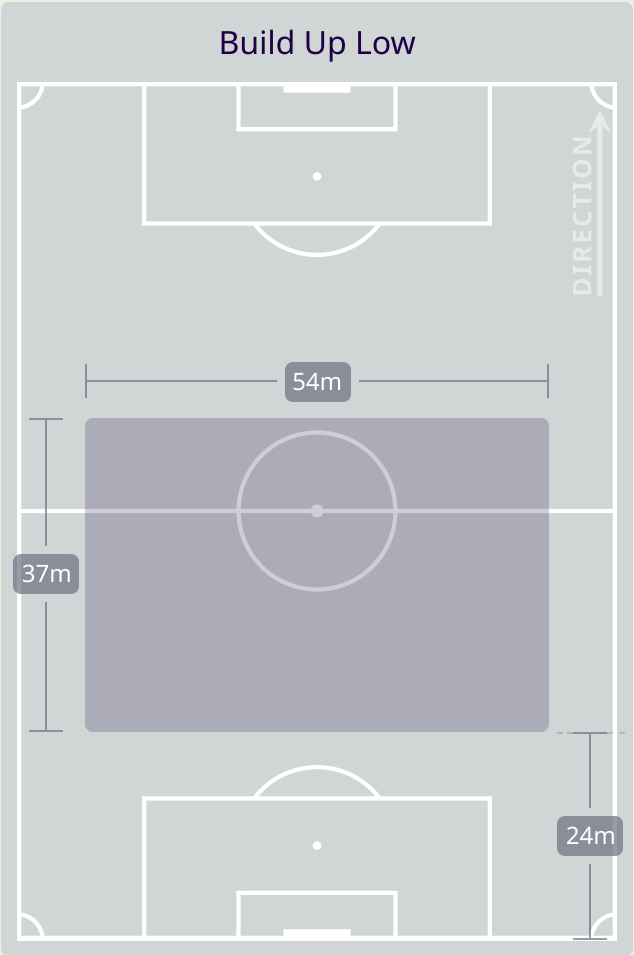


Australia v Uzbekistan

In Possession Line Height & Team Length



In Possession Line Height & Team Length



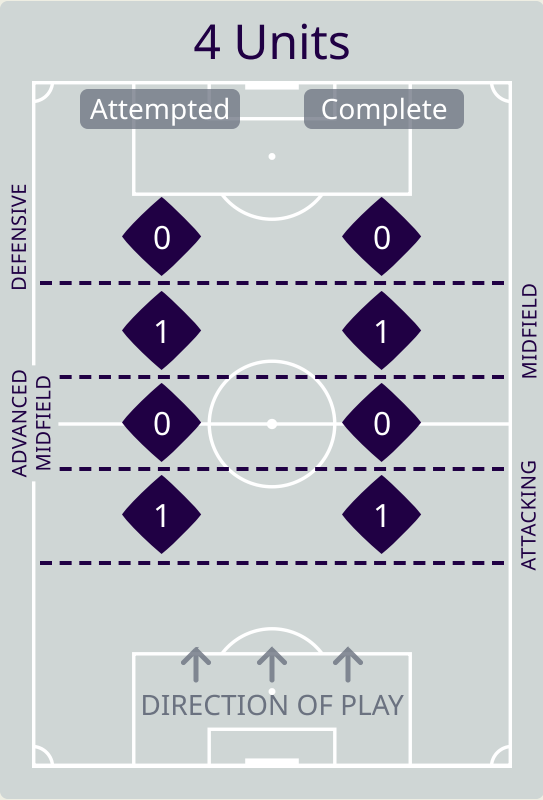
Line Breaks



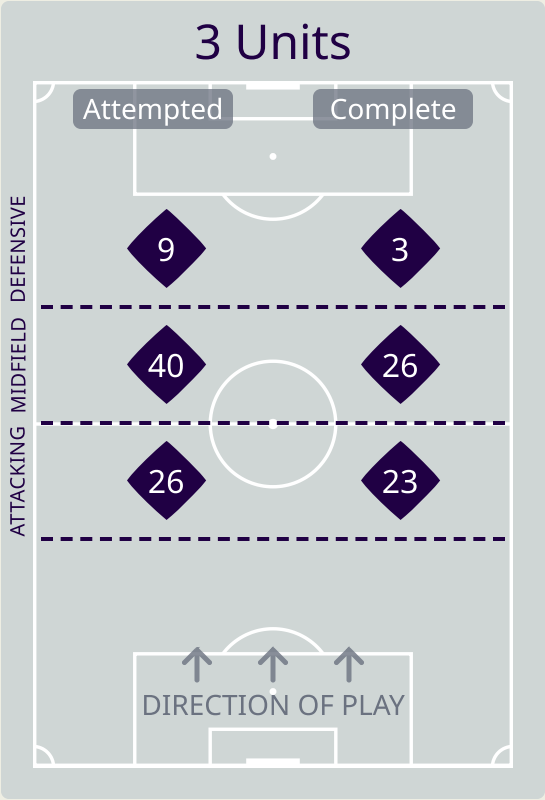
Australia

Attempted Line Breaks

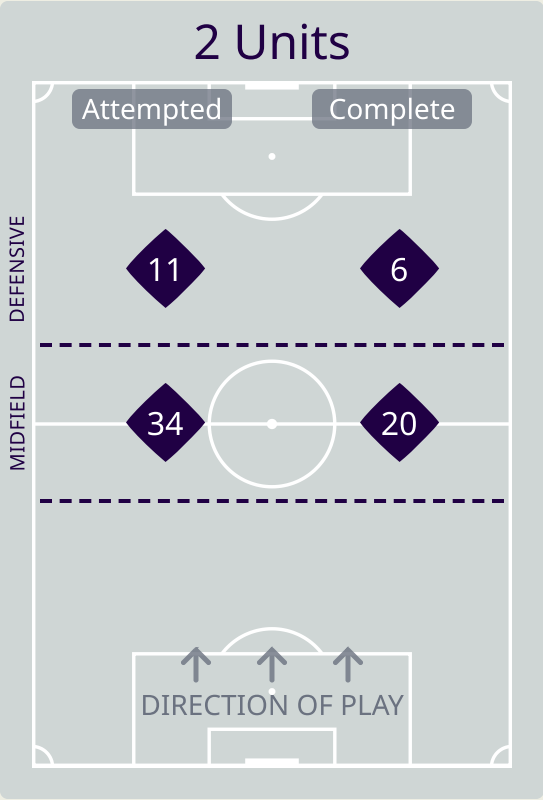
122



Attempted Line Breaks	2
Inside Shape	1
Outside Shape	1



Attempted Line Breaks	75
Inside Shape	52
Outside Shape	23



Attempted Line Breaks	45
Inside Shape	31
Outside Shape	14

Line Breaks



Uzbekistan

Attempted Line Breaks

144



28

Attempted

26

Complete



60

Attempted

58

Complete



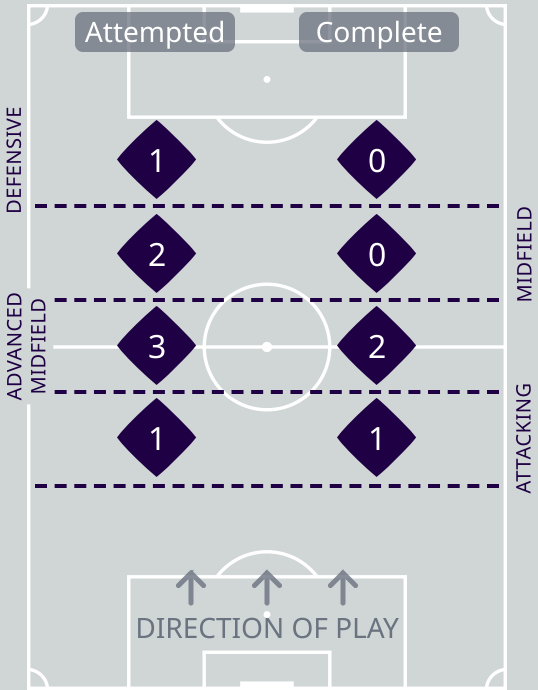
56

Attempted

15

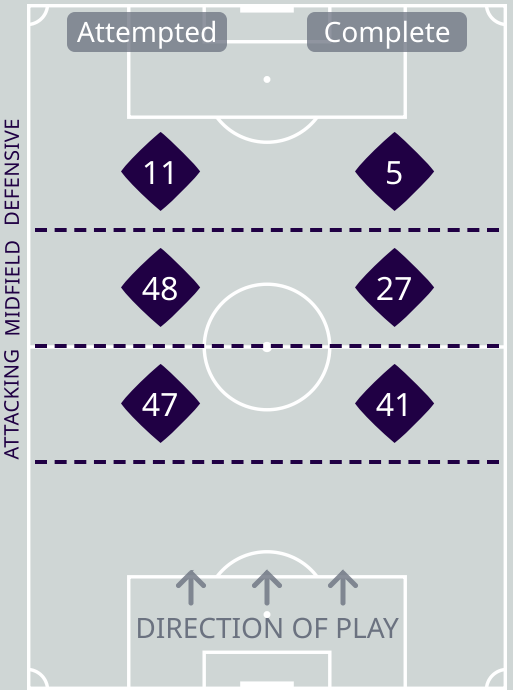
Complete

4 Units



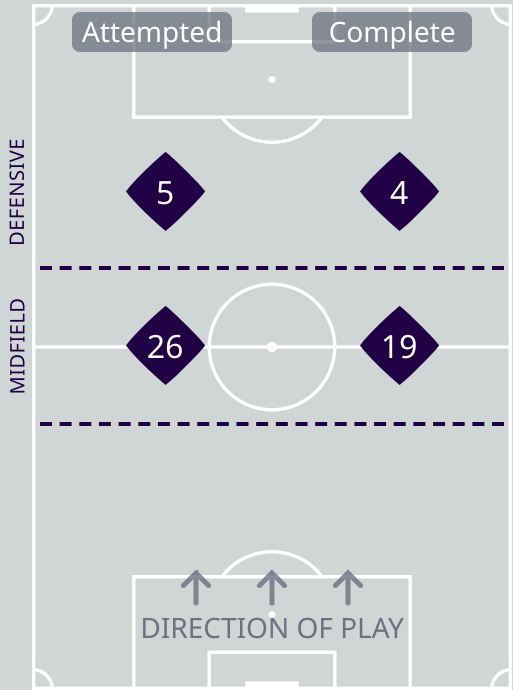
Attempted Line Breaks	7
Inside Shape	3
Outside Shape	4

3 Units



Attempted Line Breaks	106
Inside Shape	59
Outside Shape	47

2 Units



Attempted Line Breaks	31
Inside Shape	14
Outside Shape	17

Line Breaks



					4 Units				3 Units			2 Units		Direction			Distribution Type		
#	Player	Line Breaks Attempted	Line Breaks Completed	Line Break Completion %	Attacking Line	Attacking Midfield Line	Midfield Line	Defensive Line	Attacking Line	Midfield Line	Defensive Line	Midfield Line	Defensive Line	Through	Around	Over	Pass	Cross	Ball Progression
1	RYAN Mathew	10	5	50%	0	0	0	0	6	4	0	0	0	1	0	9	10	0	0
3	ATKINSON Nathaniel	8	5	62%	0	0	0	0	2	4	0	1	1	4	0	4	7	1	0
4	ROWLES Kye	15	13	86%	0	0	1	0	8	4	1	1	0	7	3	5	14	0	1
5	BOS Jordan	3	3	100%	0	0	0	0	0	2	0	0	1	2	1	0	3	0	0
6	BOYLE Martin	2	0	0%	0	0	0	0	0	0	0	2	0	0	1	1	1	0	1
10	YENGI Kusini	2	1	50%	0	0	0	0	0	0	0	1	1	1	1	0	1	0	1
14	McGREE Riley	8	3	37%	0	0	0	0	0	2	2	2	2	7	0	1	5	0	3
16	BEHICH Aziz	17	10	58%	0	0	0	0	3	6	3	3	2	1	6	10	15	1	1
17	BACCUS Keanu	21	15	71%	0	0	0	0	4	7	1	9	0	10	4	7	20	0	1
19	SOUTTAR Harry	21	13	61%	1	0	0	0	2	8	1	9	0	6	1	14	21	0	0
22	IRVINE Jackson	10	9	90%	0	0	0	0	1	3	1	4	1	3	3	4	10	0	0
8	METCALFE Connor	1	1	100%	0	0	0	0	0	0	0	1	0	0	1	0	1	0	0
9	FORNAROLI Bruno	2	2	100%	0	0	0	0	0	0	0	0	2	0	2	0	1	0	1
11	TILIO Marco	1	0	0%	0	0	0	0	0	0	0	0	1	1	0	0	0	0	1
13	ONEILL Aiden	0	0	0%	0	0	0	0	0	0	0	0	0	0	0	0	0	0	0
20	MILLER Lewis	1	0	0%	0	0	0	0	0	0	0	1	0	0	0	1	1	0	0

[illegible]

Passing Networks



#	Passes From ↓ to →	RYAN Mathew	ATKINSON Nathaniel	ROWLES Kye	BOS Jordan	BOYLE Martin	YENGI Kusini	McGREE Riley	BEHICH Aziz	BACCUS Keanu	SOUTTAR Harry	IRVINE Jackson	METCALFE Connor	FORNAROLI Bruno	TILIO Marco	ONEILL Aiden	MILLER Lewis
1	RYAN Mathew		4	15	1	0	0	0	2	1	8	0	0	0	0	0	0
3	ATKINSON Nathaniel	0		2	0	4	1	4	1	7	8	0	1	0	0	1	0
4	ROWLES Kye	8	0		6	0	1	2	21	6	34	7	4	1	0	0	0
5	BOS Jordan	0	0	4		0	1	1	6	2	2	4	2	0	0	0	0
6	BOYLE Martin	0	3	0	0		0	4	1	1	1	0	0	0	0	0	0
10	YENGI Kusini	0	1	0	2	1		1	2	1	0	4	0	0	1	0	0
14	McGREE Riley	0	5	0	1	6	3		2	4	2	2	0	0	0	0	0
16	BEHICH Aziz	5	3	15	7	1	1	1		5	8	3	0	0	0	0	0
17	BACCUS Keanu	2	8	7	1	0	1	10	9		8	7	0	0	0	0	0
19	SOUTTAR Harry	8	7	26	1	0	6	2	1	19		4	2	0	0	0	0
22	IRVINE Jackson	1	1	6	9	0	2	4	6	4	3		0	0	1	3	0
8	METCALFE Connor	1	1	1	0	0	1	0	1	1	2	1		0	0	0	0
9	FORNAROLI Bruno	0	1	0	1	0	0	0	0	0	0	1	0		0	0	0
11	TILIO Marco	0	0	0	0	0	0	0	0	0	0	0	0	0		0	0
13	ONEILL Aiden	0	0	0	0	0	0	0	0	0	3	4	0	0	0		0
20	MILLER Lewis	0	0	0	0	0	0	0	0	0	0	0	0	0	0	0	

Top 5 Player to Player Passers		
Player	Passed To	% of Total Team Passes
ROWLES Kye	SOUTTAR Harry	7.4%
SOUTTAR Harry	ROWLES Kye	5.7%
ROWLES Kye	BEHICH Aziz	4.6%
SOUTTAR Harry	BACCUS Keanu	4.2%
RYAN Mathew	ROWLES Kye	3.3%

Passing Networks

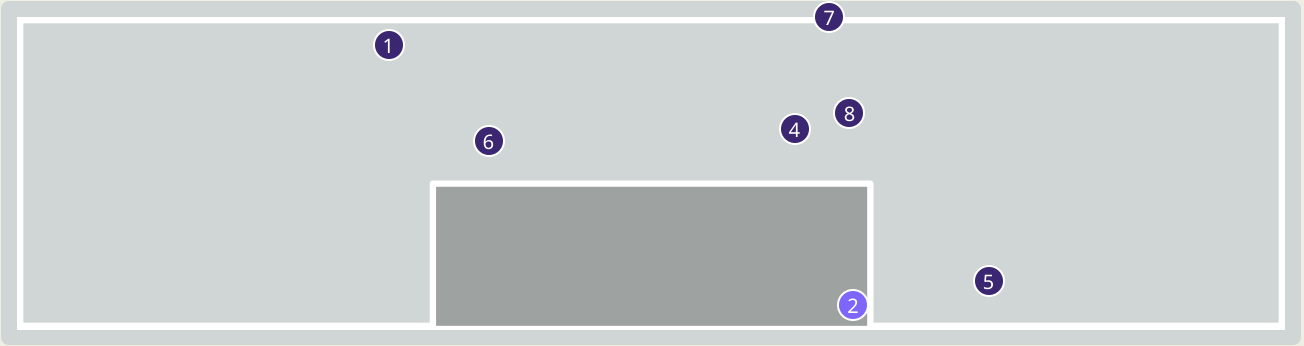
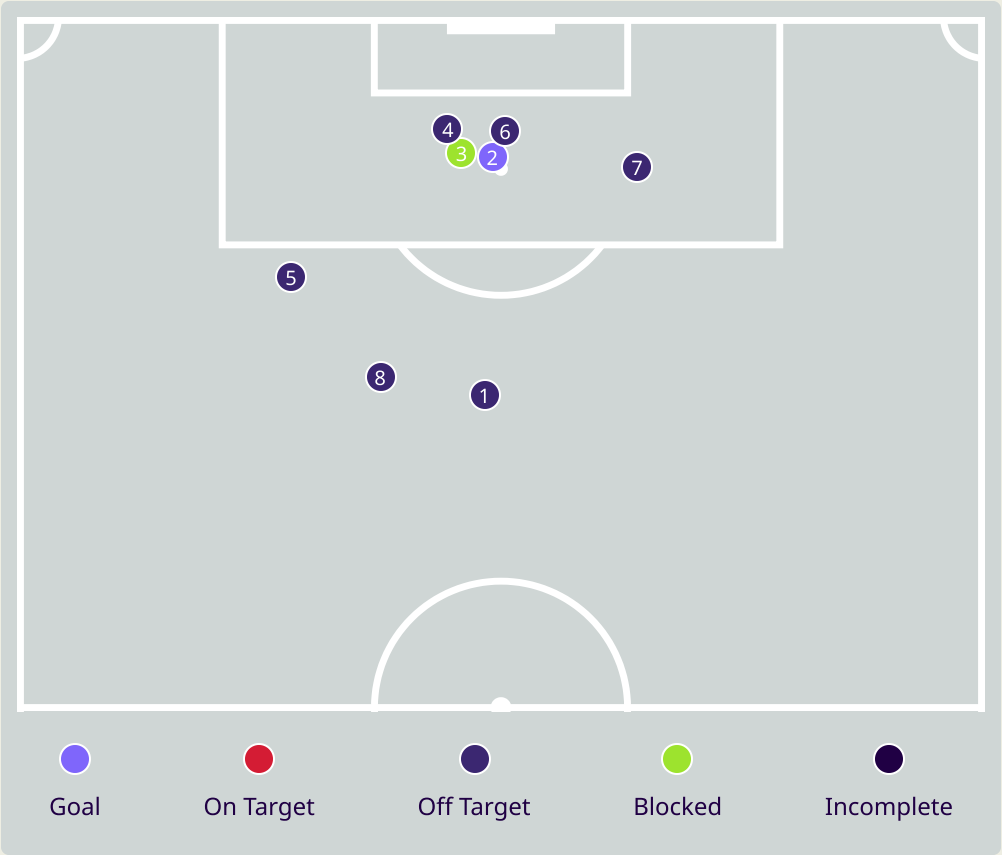


#	Passes From ↓ to →	YUSUPOV Utkir	SAYFIEV Farrukh	ASHURMATOV Rustam	SHUKUROV Otabek	HAMROBEKOV Odiljon	URUNOV Oston	ESHMURODOV Umar	ABDULLAEV Abdulla	ERKINOV Khojimat	FAYZULLAEV Abbosbek	ABDIRAKHMATOV Zafarmurod	ISKANDEROV Jamshid	MASHARIPOV Jaloliddin	TURGUNBOEV Azizbek	SERGEEV Igor
1	YUSUPOV Utkir		0	0	0	0	0	1	4	0	2	0	0	0	1	0
4	SAYFIEV Farrukh	0		10	8	1	4	0	0	0	1	0	0	11	0	0
5	ASHURMATOV Rustam	2	7		12	7	0	7	4	1	0	2	0	4	0	1
7	SHUKUROV Otabek	0	8	6		14	7	1	4	1	0	2	0	5	0	1
9	HAMROBEKOV Odiljon	0	2	6	9		3	3	8	5	2	5	0	4	1	0
11	URUNOV Oston	0	3	1	3	1		0	0	0	1	0	0	0	0	0
15	ESHMURODOV Umar	2	3	12	5	0	0		6	0	1	0	0	2	0	0
18	ABDULLAEV Abdulla	10	1	1	1	1	0	10		1	0	17	0	0	1	0
20	ERKINOV Khojimat	0	0	0	1	1	1	2	3		0	4	0	1	0	0
22	FAYZULLAEV Abbosbek	0	0	0	2	0	1	0	0	0		1	0	0	0	0
26	ABDIRAKHMATOV Zafarmurod	1	0	0	1	4	0	0	10	7	2		0	1	2	1
8	ISKANDEROV Jamshid	0	0	0	0	0	0	0	0	0	0	0		1	0	0
10	MASHARIPOV Jaloliddin	0	9	4	6	4	0	0	2	0	0	1	1		1	0
19	TURGUNBOEV Azizbek	0	0	0	1	0	0	0	1	0	0	0	0	0		0
21	SERGEEV Igor	0	0	0	0	0	0	1	0	0	0	0	0	0	0	

Top 5 Player to Player Passers		
Player	Passed To	% of Total Team Passes
ABDULLAEV Abdulla	ABDIRAKHMATOV Zafarmurod	4.9%
SHUKUROV Otabek	HAMROBEKOV Odiljon	4%
ASHURMATOV Rustam	SHUKUROV Otabek	3.4%
ESHMURODOV Umar	ASHURMATOV Rustam	3.4%

SAYFIEV Farrukh	MASHARIPOV Jaloliddin	3.2%
-----------------	-----------------------	------

Attempts at Goal




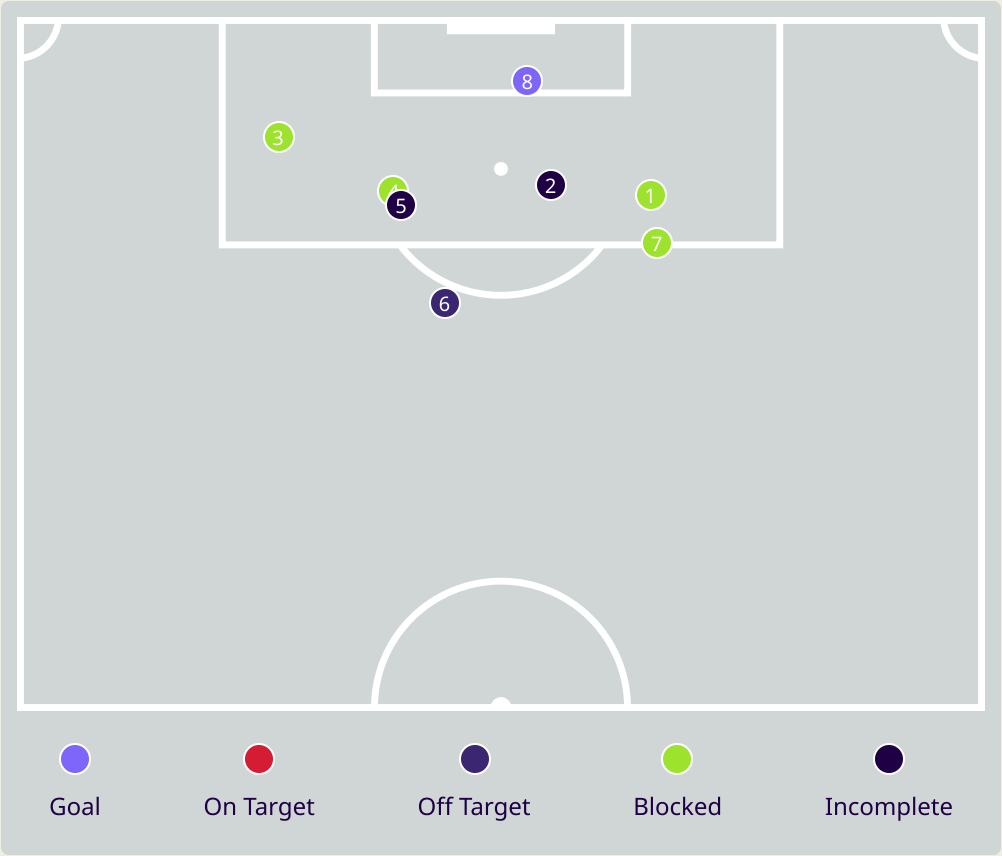
Key	Outcome	Shots
	Goals	1
	On Target	0
	Off Target	6
	Blocked	1
	Incomplete	0

Attempts at Goal



Time	Player	Outcome	Body Part	Delivery Type
26	14 McGREE Riley	Off Target	Left Foot	Freekick
45	6 BOYLE Martin	On Target - Goal	Right Foot	Penalty
45	14 McGREE Riley	Incomplete - Blocked	Right Foot	Cross
48	22 IRVINE Jackson	Deflected Off Target - Defensive Event	Right Foot	Loose Ball
50	5 BOS Jordan	Off Target	Left Foot	Pass
52	10 YENGI Kusini	Off Target	Head	Cross
87	8 METCALFE Connor	Deflected Off Target - Defensive Event	Right Foot	Cross
94	8 METCALFE Connor	Off Target	Left Foot	Other

Attempts at Goal



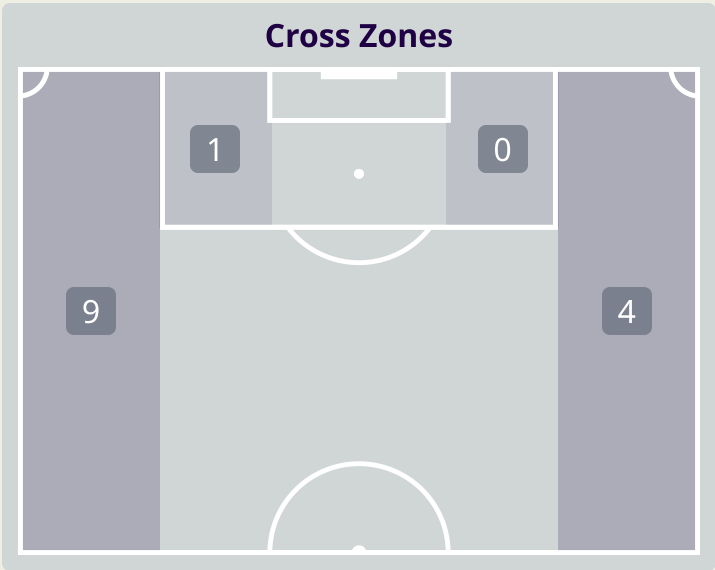
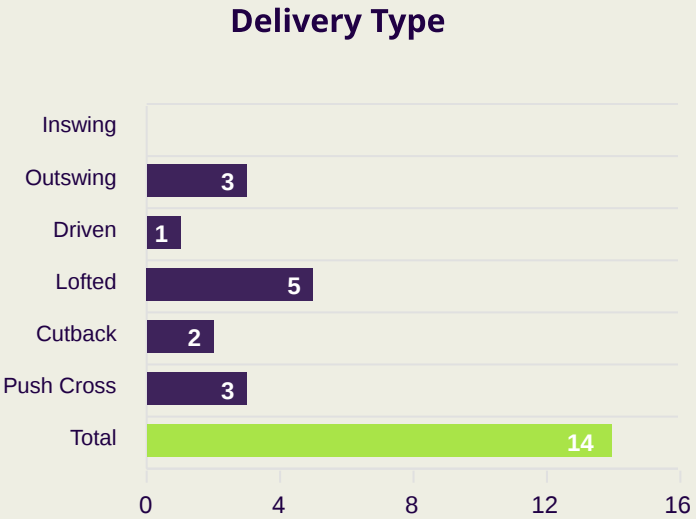
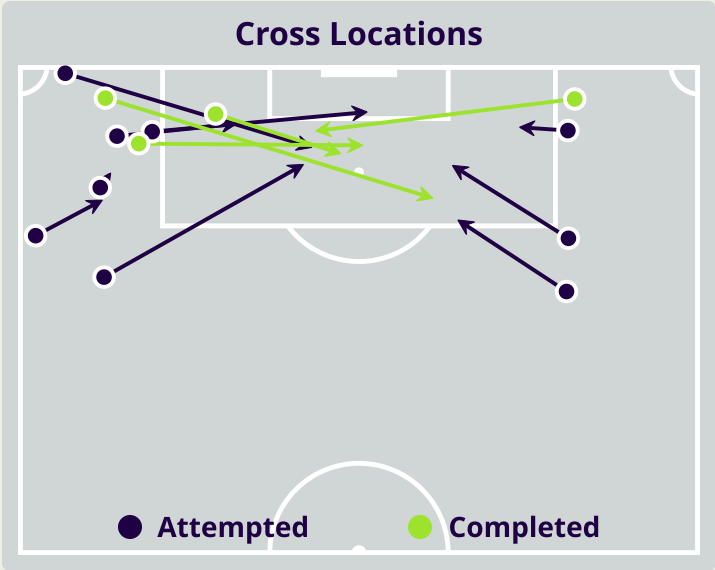
Key	Outcome	Shots
	Goals	1
	On Target	0
	Off Target	1
	Blocked	4
	Incomplete	2

Attempts at Goal



Time	Player	Outcome	Body Part	Delivery Type
20	22 FAYZULLAEV Abbosbek	Incomplete - Blocked	Left Foot	Pass
29	20 ERKINOV Khojimat	Incomplete - Player On Ball Error	Upper Body	Cross
36	7 SHUKUROV Otabek	Incomplete - Blocked	Right Foot	Loose Ball
36	7 SHUKUROV Otabek	Incomplete - Blocked	Right Foot	Loose Ball
36	7 SHUKUROV Otabek	Incomplete - Player On Ball Error	Right Foot	Other
50	10 MASHARIPOV Jaloliddin	Off Target	Right Foot	Freekick
57	26 ABDIRAKHMATOV Zafarmurod	Incomplete - Blocked	Left Foot	Loose Ball
78	19 TURGUNBOEV Azizbek	On Target - Goal	Head	Cross

Crosses (Open Play)



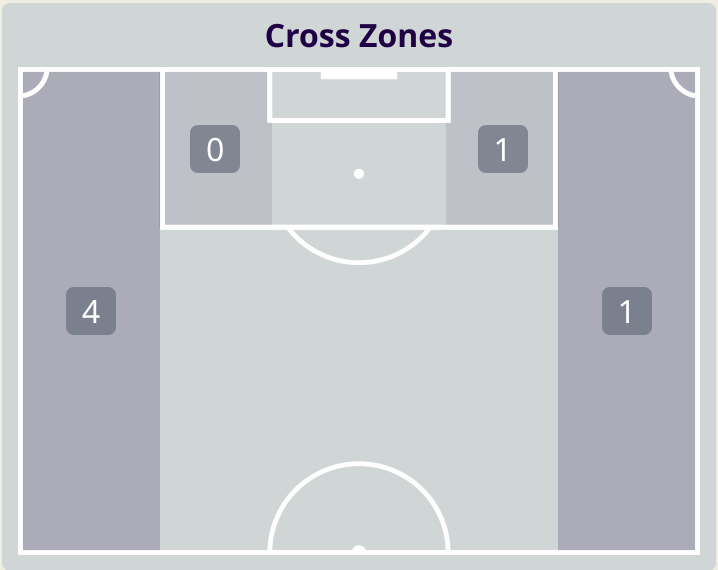
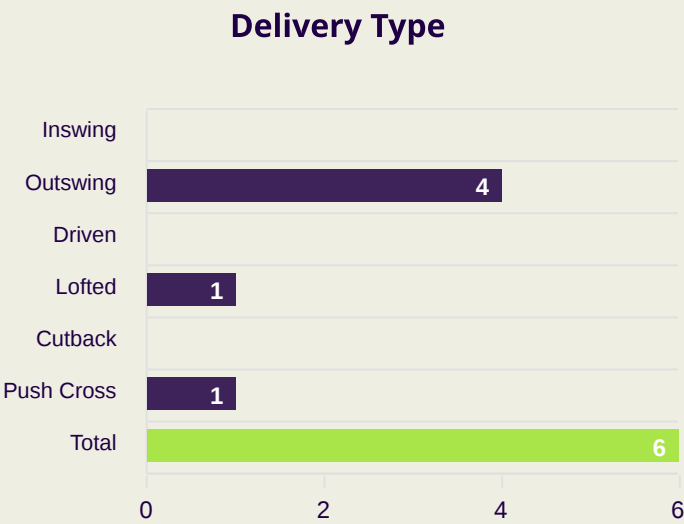
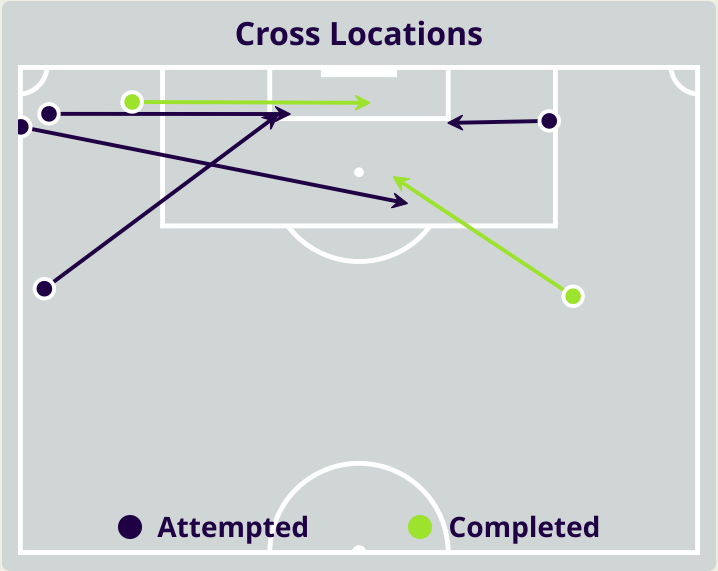
Attempted
14

Completed
4

Most Crosses Attempted
5
BOS Jordan
LEFT WINGER

#	Player	Inswing	Outswing	Driven	Lofted	Cutback	Push Cross	Total Attempted
1	RYAN Mathew	0	0	0	0	0	0	0
3	ATKINSON Nathaniel	0	1	0	1	0	0	2
4	ROWLES Kye	0	0	0	0	0	0	0
5	BOS Jordan	0	1	0	1	2	1	5
6	BOYLE Martin	0	0	0	1	0	0	1
10	YENGI Kusini	0	0	0	0	0	0	0
14	McGREE Riley	0	0	0	0	0	1	1
16	BEHICH Aziz	0	1	0	1	0	1	3
17	BACCUS Keanu	0	0	0	0	0	0	0
19	SOUTTAR Harry	0	0	0	0	0	0	0
22	IRVINE Jackson	0	0	0	1	0	0	1
8	METCALFE Connor	0	0	0	0	0	0	0
9	FORNAROLI Bruno	0	0	0	0	0	0	0
11	TILIO Marco	0	0	1	0	0	0	1
13	ONEILL Aiden	0	0	0	0	0	0	0
20	MILLER Lewis	0	0	0	0	0	0	0

Crosses (Open Play)



Attempted

6

Completed

2

Most Crosses Attempted

3

SAYFIEV Farrukh

LEFT MIDFIELD

#	Player	Inswing	Outswing	Driven	Lofted	Cutback	Push Cross	Total Attempted
1	YUSUPOV Utkir	0	0	0	0	0	0	0
4	SAYFIEV Farrukh	0	2	0	1	0	0	3
5	ASHURMATOV Rustam	0	0	0	0	0	0	0
7	SHUKUROV Otabek	0	0	0	0	0	0	0
9	HAMROBEKOV Odiljon	0	0	0	0	0	0	0
11	URUNOV Ostons	0	0	0	0	0	0	0
15	ESHMURODOV Umar	0	0	0	0	0	0	0
18	ABDULLAEV Abdulla	0	0	0	0	0	0	0
20	ERKINOV Khojimat	0	0	0	0	0	1	1
22	FAYZULLAEV Abbosbek	0	0	0	0	0	0	0
26	ABDIRAKHMATOV Zafarmurod	0	1	0	0	0	0	1
8	ISKANDEROV Jamshid	0	0	0	0	0	0	0
10	MASHARIPOV Jaloliddin	0	1	0	0	0	0	1
19	TURGUNBOEV Azizbek	0	0	0	0	0	0	0
21	SERGEEV Igor	0	0	0	0	0	0	0

Offering to Receive



342

Total Offers Made

89

Total Offers Received

Most Offers

62

BOS Jordan

LEFT WINGER

190

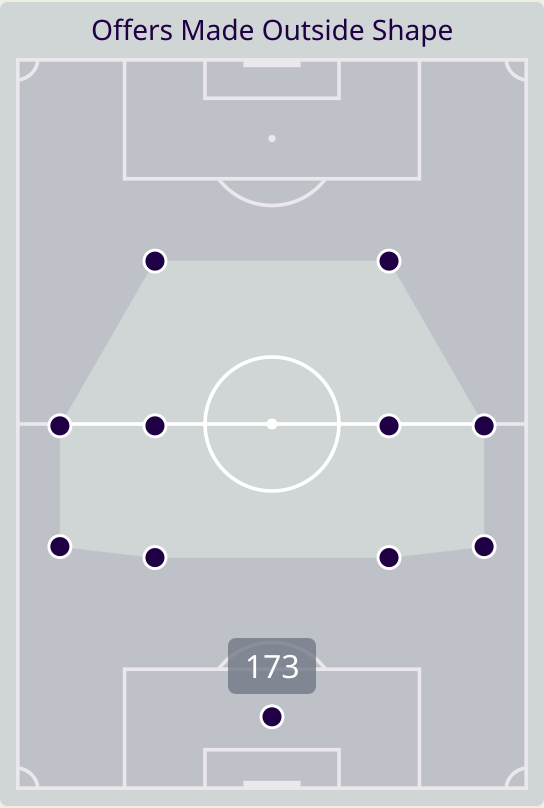
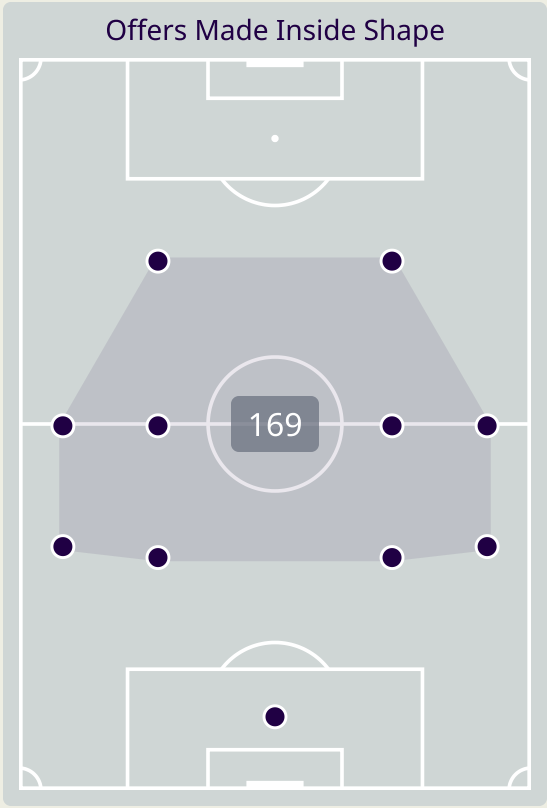
Offers Made in Final Third

129

Offers Made in Middle Third

23

Offers Made in Defensive Third



#	Player	Offers Made	Offers Received	% Made & Received
1	RYAN Mathew	2	2	100%
3	ATKINSON Nathaniel	19	5	26.3%
4	ROWLES Kye	17	5	29.4%
5	BOS Jordan	62	15	24.2%
6	BOYLE Martin	50	9	18%
10	YENGI Kusini	31	7	22.6%
14	McGREE Riley	52	12	23.1%
16	BEHICH Aziz	28	7	25%
17	BACCUS Keanu	14	5	35.7%
19	SOUTTAR Harry	0	0	0%
22	IRVINE Jackson	24	11	45.8%
8	METCALFE Connor	29	7	24.1%
9	FORNAROLI Bruno	9	2	22.2%
11	TILIO Marco	1	1	100%
13	ONEILL Aiden	2	1	50%
20	MILLER Lewis	2	0	0%

Offering to Receive

253

Total Offers Made

111

Total Offers Received

Most Offers

35

HAMROBEKOV Odiljon

RIGHT CENTRE MIDFIELD

110

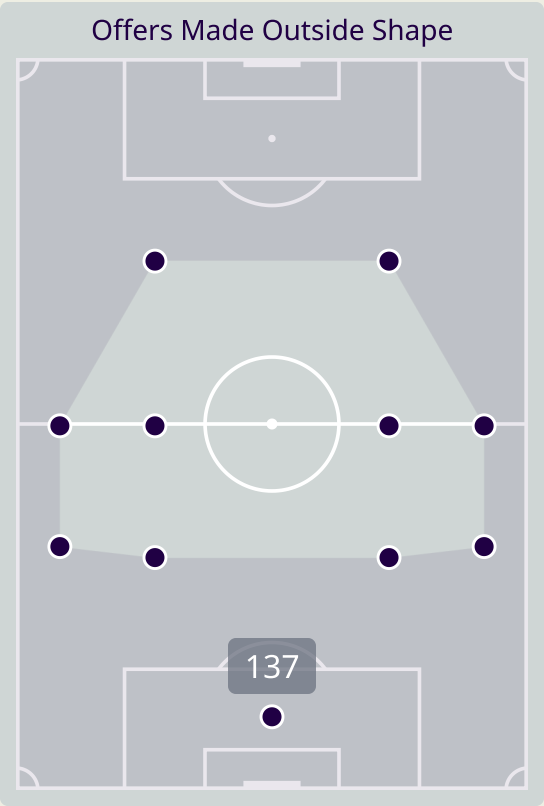
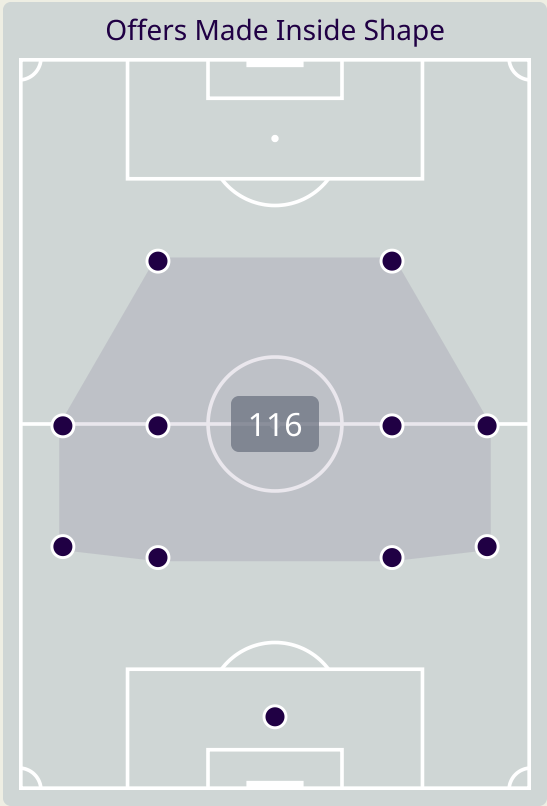
Offers Made in Final Third

106

Offers Made in Middle Third

37

Offers Made in Defensive Third



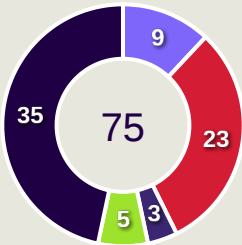
#	Player	Offers Made	Offers Received	% Made & Received
1	YUSUPOV Utkir	0	0	0%
4	SAYFIEV Farrukh	28	10	35.7%
5	ASHURMATOV Rustam	16	9	56.2%
7	SHUKUROV Otabek	10	4	40%
9	HAMROBEKOV Odiljon	35	13	37.1%
11	URUNOV Oston	20	9	45%
15	ESHMURODOV Umar	10	6	60%
18	ABDULLAEV Abdulla	27	23	85.2%
20	ERKINOV Khojimat	34	9	26.5%
22	FAYZULLAEV Abbosbek	21	1	4.8%
26	ABDIRAKHMATOV Zafarmurod	19	12	63.2%
8	ISKANDEROV Jamshid	0	0	0%
10	MASHARIPOV Jaloliddin	20	10	50%
19	TURGUNBOEV Azizbek	10	3	30%
21	SERGEEV Igor	3	2	66.7%

Movement to Receive

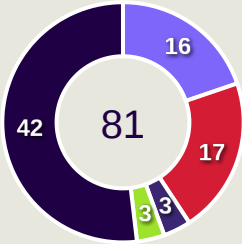


Movement Types by Phase

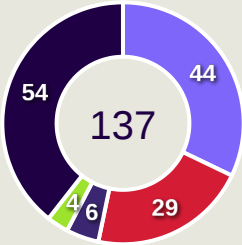
Final Third Phase



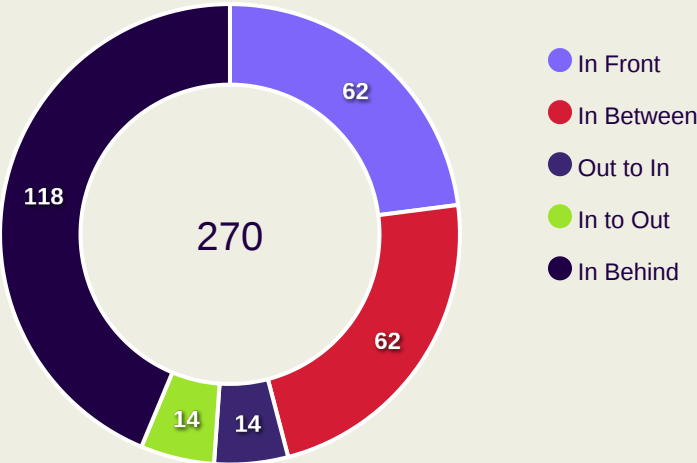
Progression Phase



Build Up Phase



All Movement Types

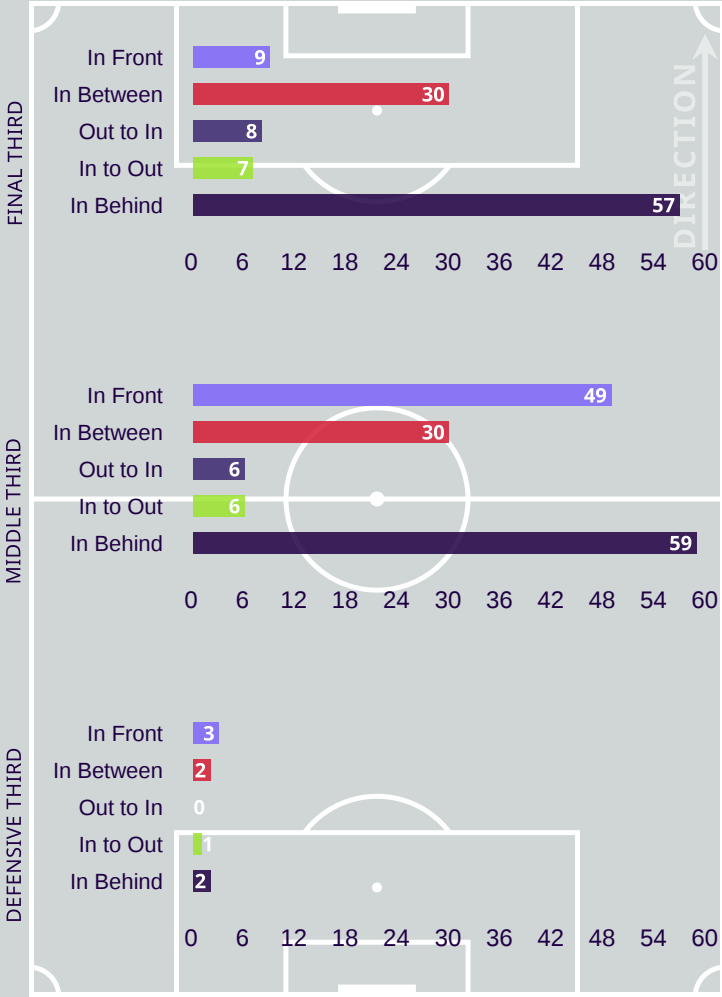


- In Front
- In Between
- Out to In
- In to Out
- In Behind

Top Ranked Players

Type	Player	Movements
In Front	5 BOS Jordan	13
In Between	14 McGREE Riley	23
Out to In	5 BOS Jordan	6
In to Out	5 BOS Jordan	6
In Behind	6 BOYLE Martin	33

Movement Types Pitch Third

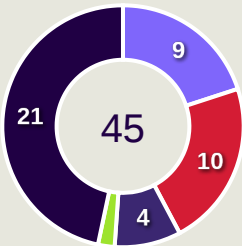


Movement to Receive

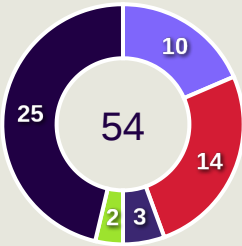


Movement Types by Phase

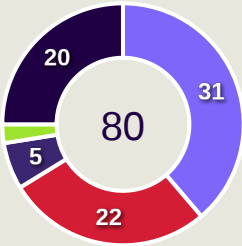
Final Third Phase



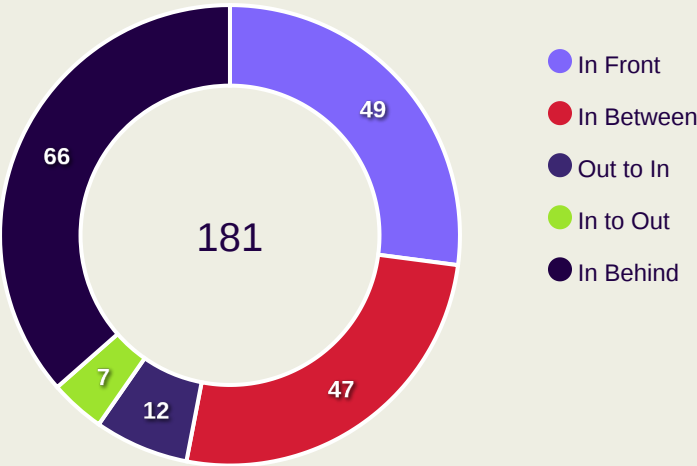
Progression Phase



Build Up Phase



All Movement Types

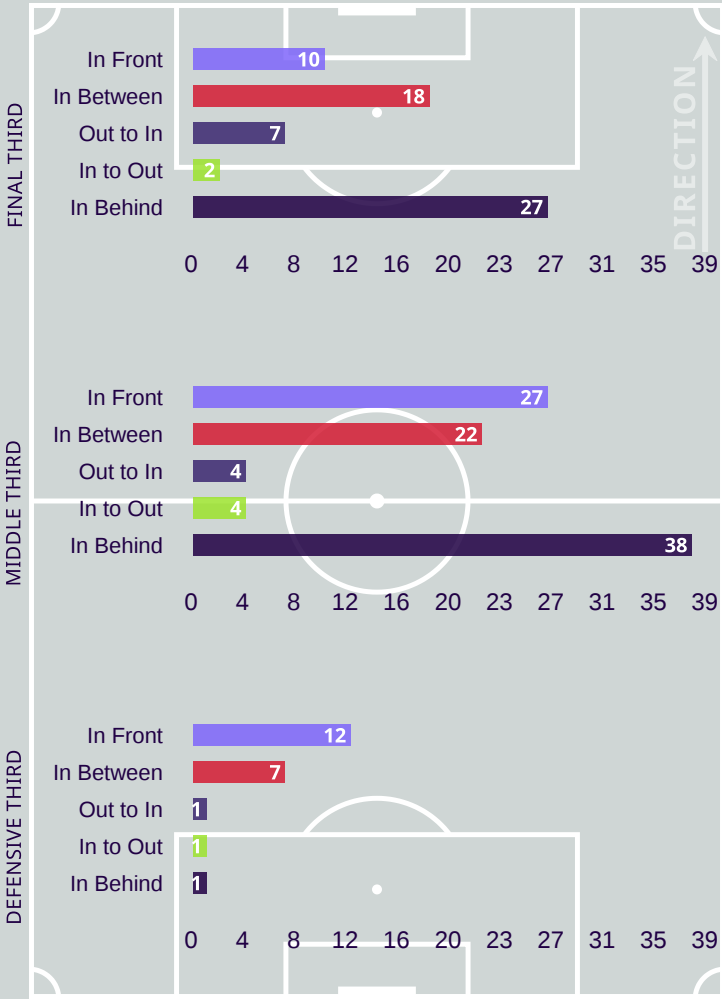


- In Front
- In Between
- Out to In
- In to Out
- In Behind

Top Ranked Players

Type	Player	Movements
In Front	9 HAMROBEKOV Odiljon	18
In Between	9 HAMROBEKOV Odiljon	9
Out to In	20ERKINOV Khojimat	4
In to Out	11 URUNOV Oston	4
In Behind	4 SAYFIEV Farrukh	20

Movement Types Pitch Third



OUT OF POSSESSION



Australia v Uzbekistan

Defensive Actions

56

Forced Turnovers

60

Possession Regained

7

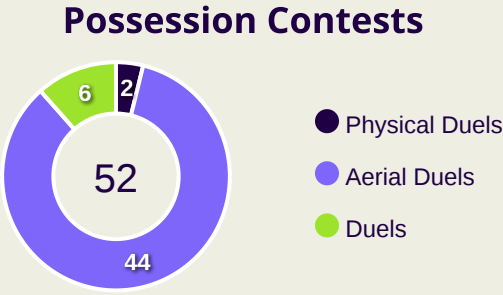
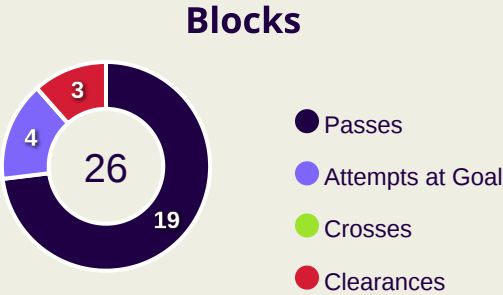
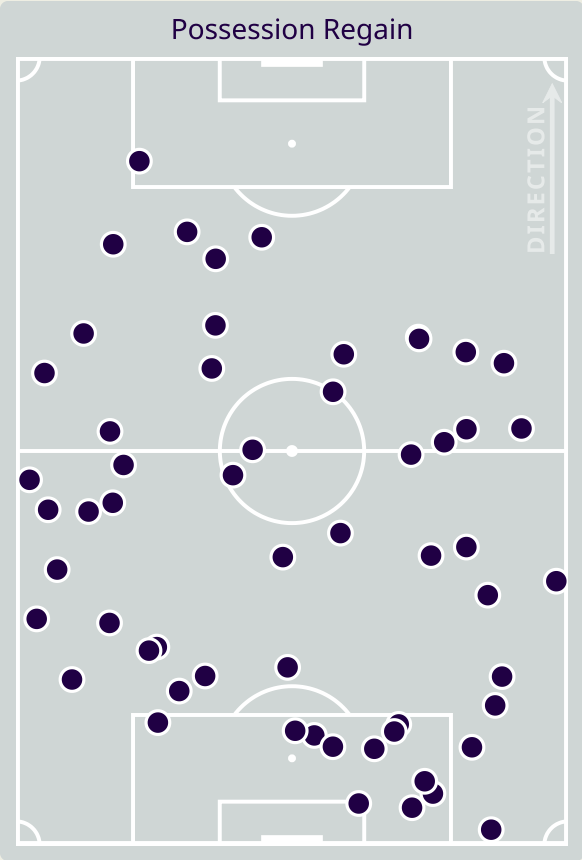
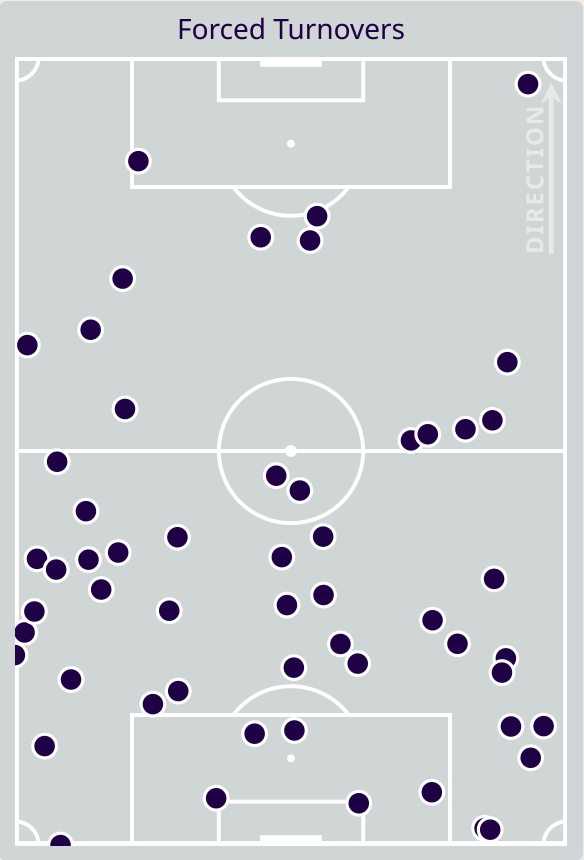
Interceptions

36

Tackles

5.55

Possession Actions / Defensive Action



Most Possession Regains

9

ROWLES Kye
LEFT CENTRE BACK



#	Player	Total Possession Regains
1	RYAN Mathew	7
3	ATKINSON Nathaniel	7
4	ROWLES Kye	9
5	BOS Jordan	2
6	BOYLE Martin	1
10	YENGI Kusini	1
14	McGREE Riley	5
16	BEHICH Aziz	6
17	BACCUS Keanu	7
19	SOUTTAR Harry	7
22	IRVINE Jackson	8
8	METCALFE Connor	0
9	FORNAROLI Bruno	0
11	TILIO Marco	0
13	ONEILL Aiden	0
20	MILLER Lewis	0

Defensive Actions

66

Forced Turnovers

58

Possession Regained

8

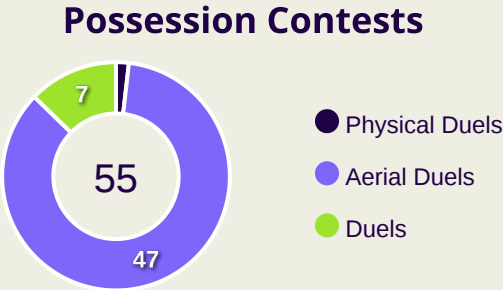
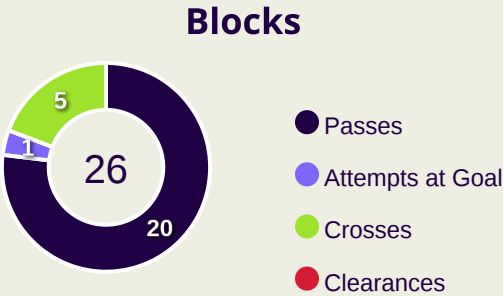
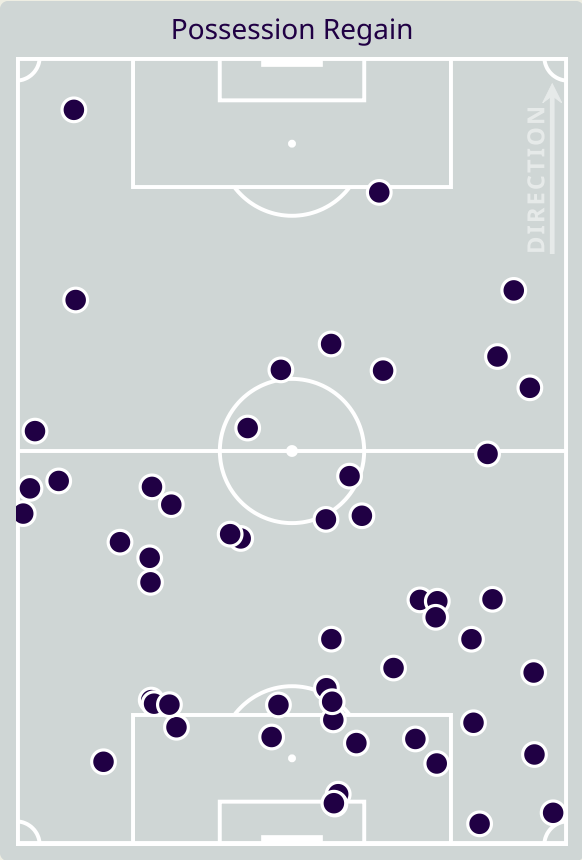
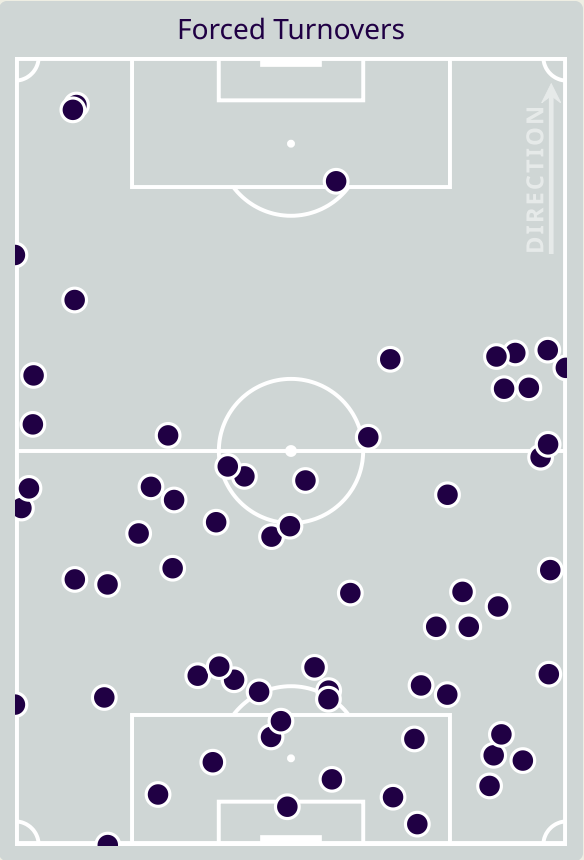
Interceptions

49

Tackles

2.97

Possession Actions / Defensive Action



Most Possession Regains

9

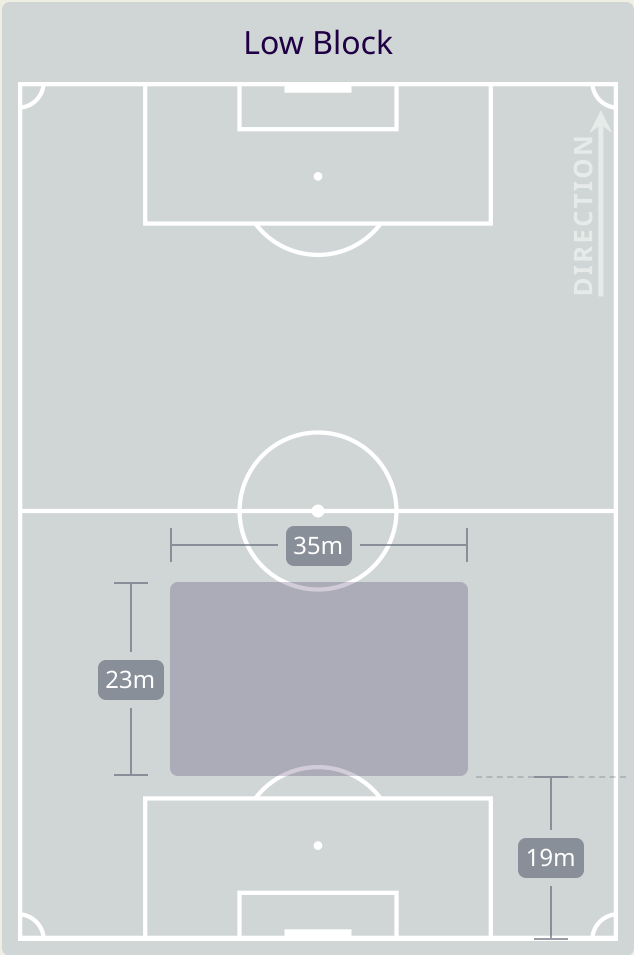
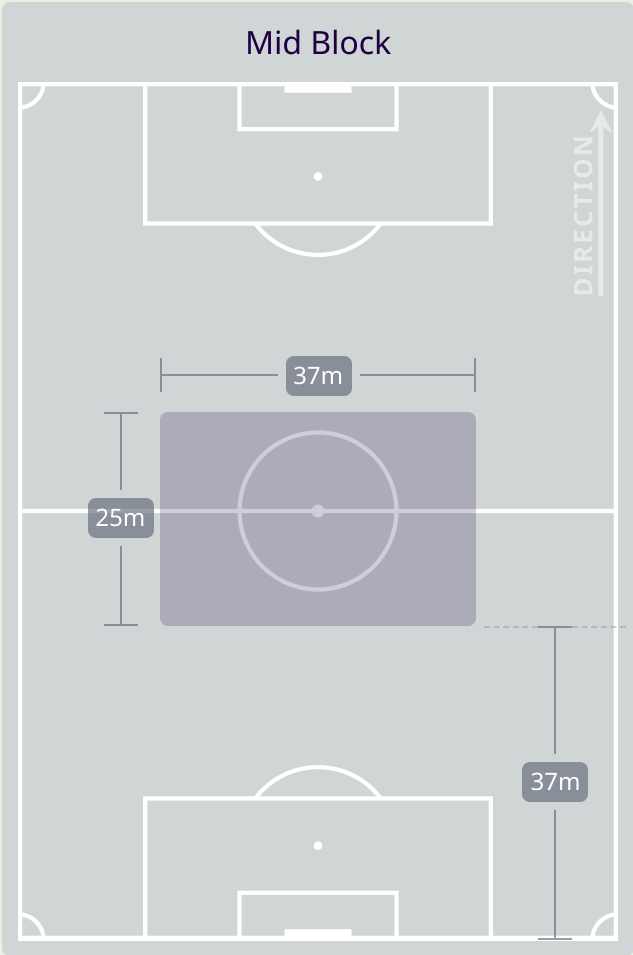
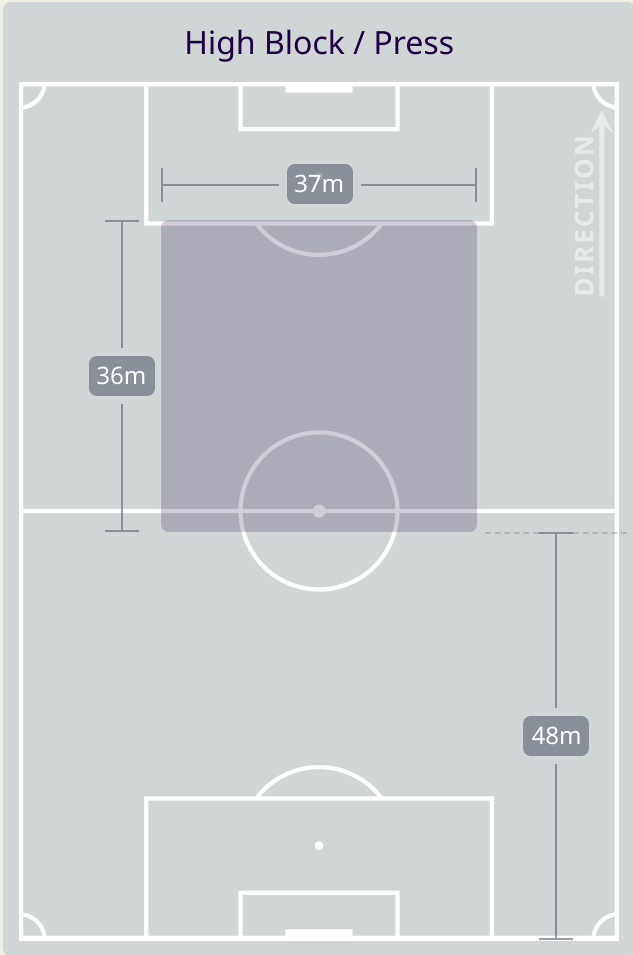
ABDIRAKHMATOV Zafarmurod

RIGHT MIDFIELD

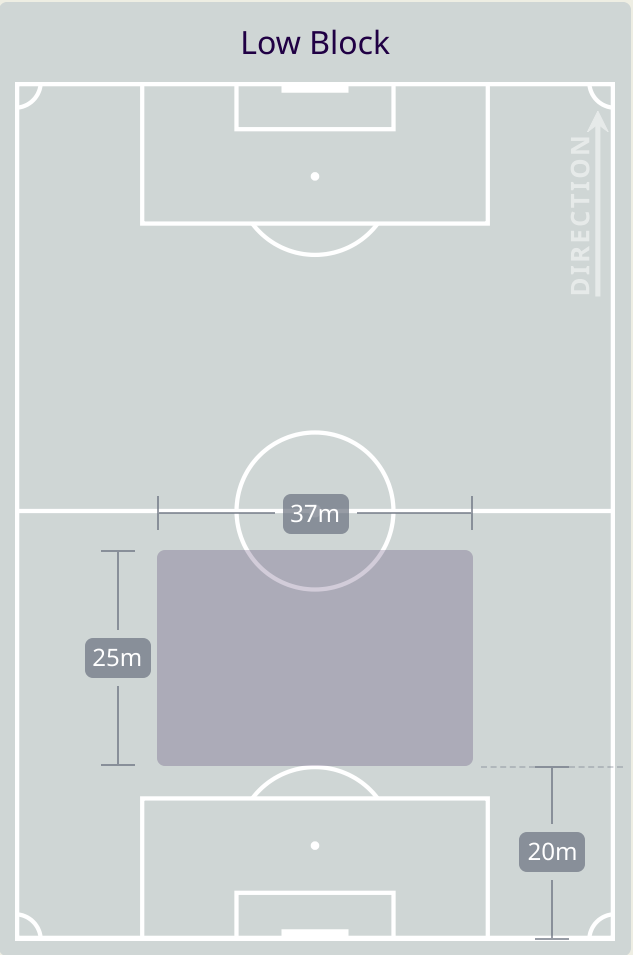
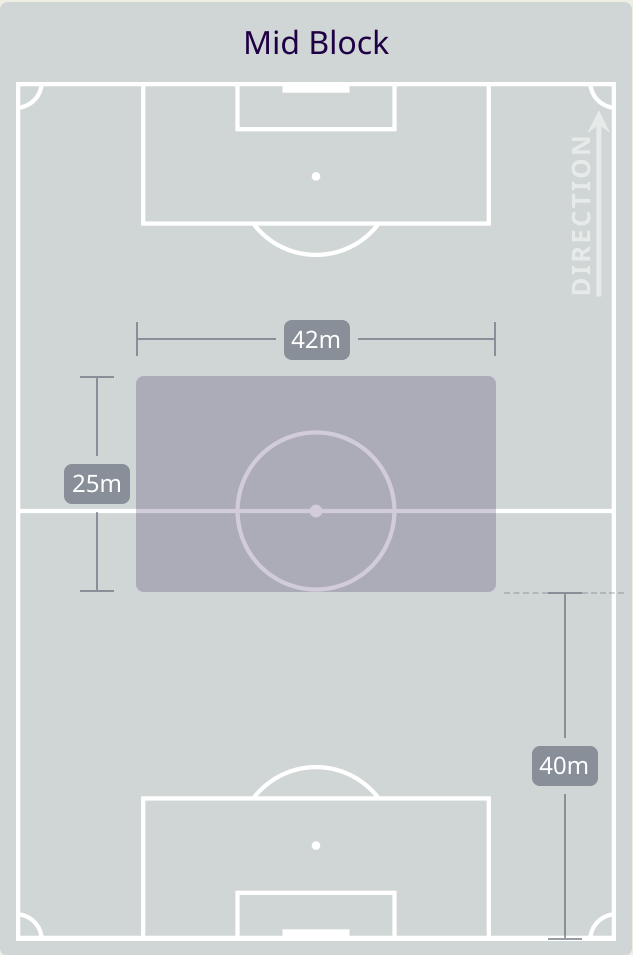
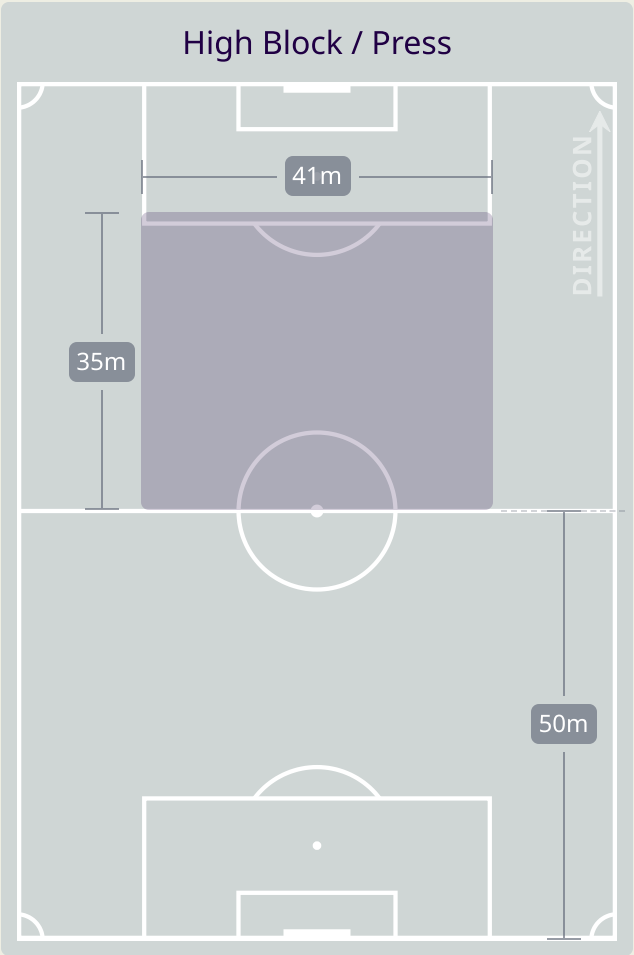
Uzbekistan

#	Player	Total Possession Regains
1	YUSUPOV Utkir	4
4	SAYFIEV Farrukh	4
5	ASHURMATOV Rustam	8
7	SHUKUROV Otabek	5
9	HAMROBEKOV Odiljon	4
11	URUNOV Oston	3
15	ESHMURODOV Umar	6
18	ABDULLAEV Abdulla	2
20	ERKINOV Khojimat	6
22	FAYZULLAEV Abbosbek	2
26	ABDIRAKHMATOV Zafarmurod	9
8	ISKANDEROV Jamshid	0
10	MASHARIPOV Jaloliddin	3
19	TURGUNBOEV Azizbek	2
21	SERGEEV Igor	0

Defensive Line Height & Team Length



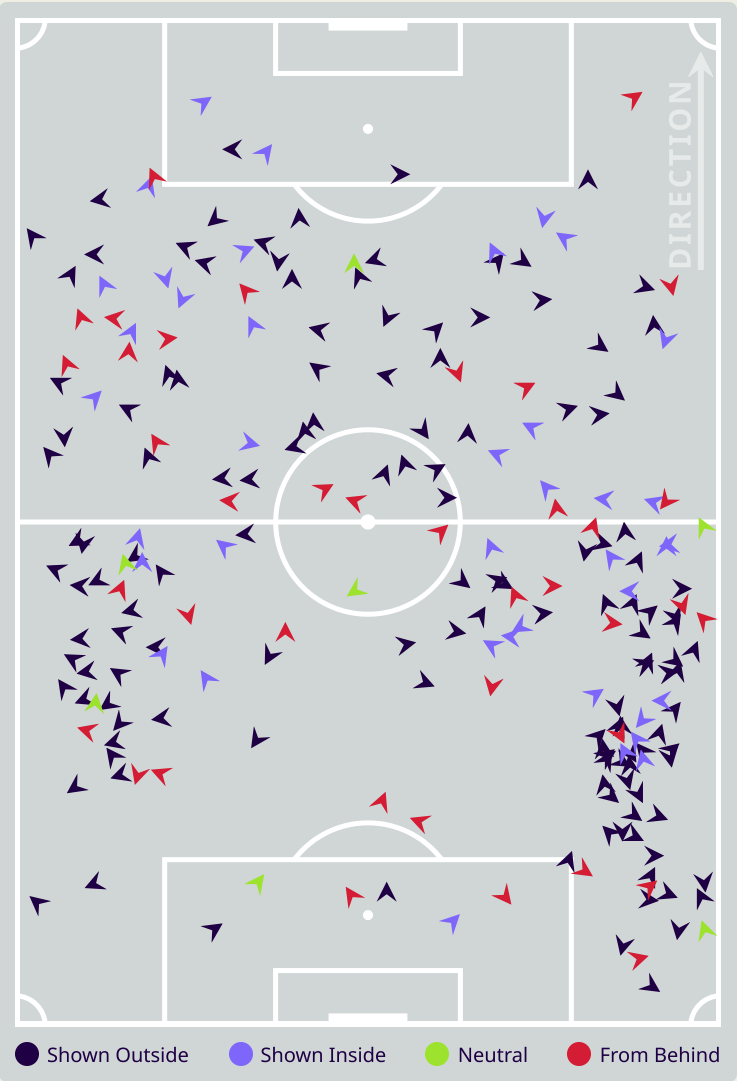
Defensive Line Height & Team Length



Defensive Pressure



Australia



226	Total Pressures	274
49	Direct Pressures	60
1.33s	Avg Pressure Duration	1.48s
56	Forced Turnovers	66
9.83s	Ball Recovery Time	13.7s
95	Pushing on into Pressing	80
192	Pushing on	183
40	Pressing Direction Inside	52
140	Pressing Direction Outside	171

Most Direct Pressures

12


ATKINSON Nathaniel
RIGHT BACK

Most Direct Pressures

10

ABDIRAKHMATOV
Zafarmurod
RIGHT MIDFIELD

Uzbekistan



GOALKEEPING



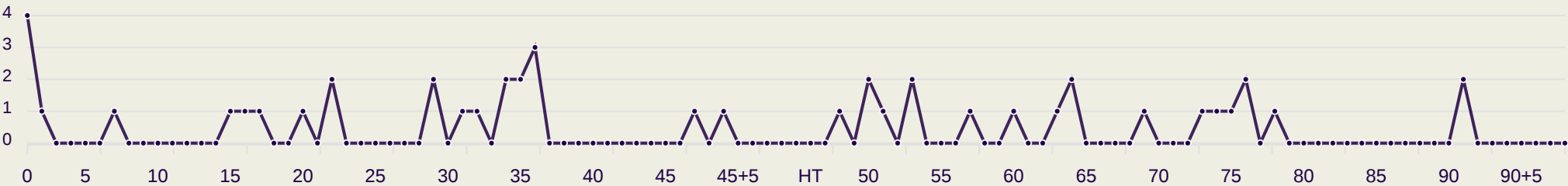
Australia v Uzbekistan

Goalkeeping Involvement



Australia

Australia GK Involvement Timeline

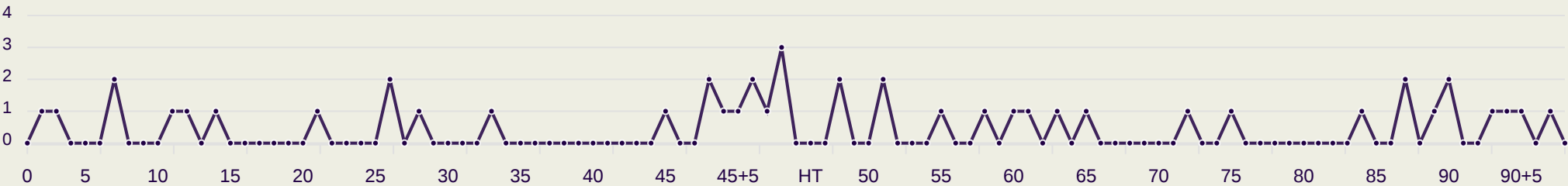


Total Involvements



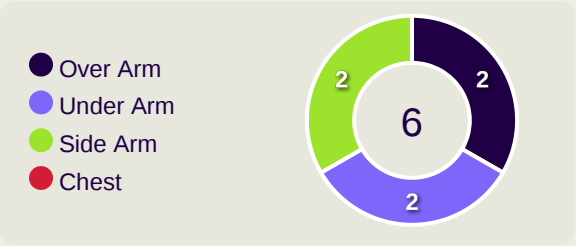
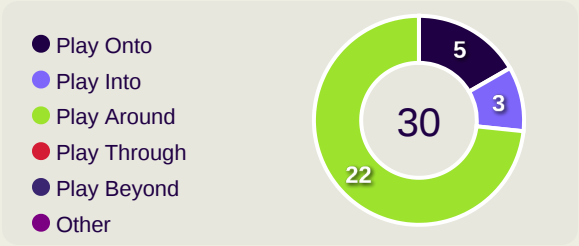
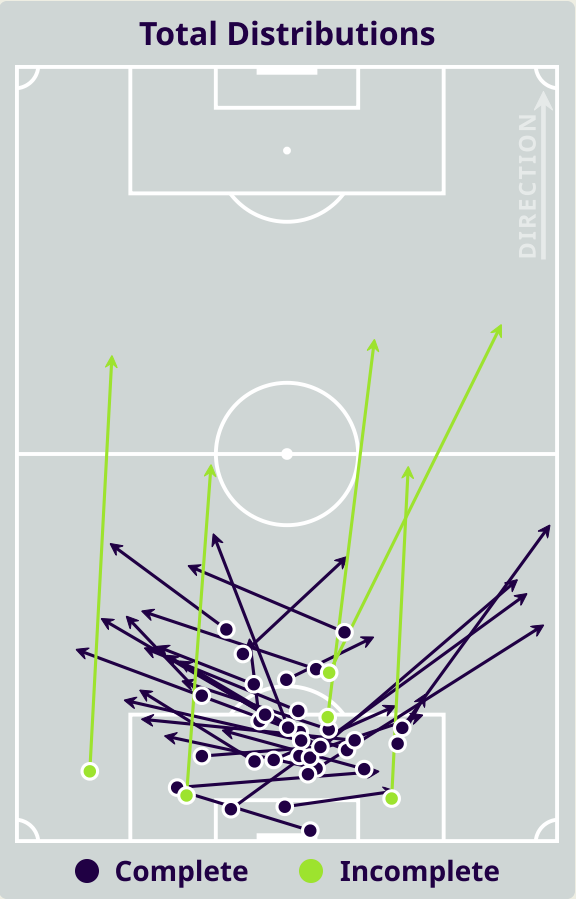
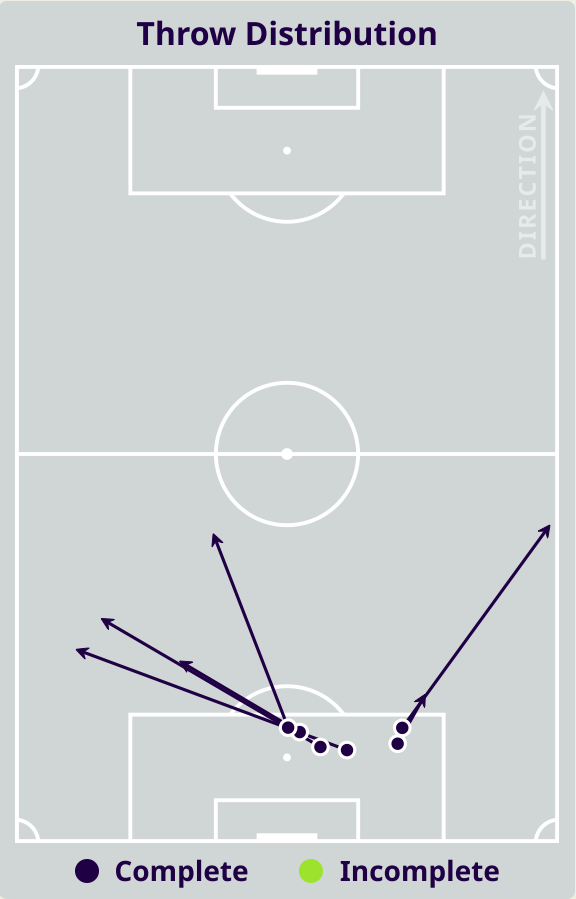
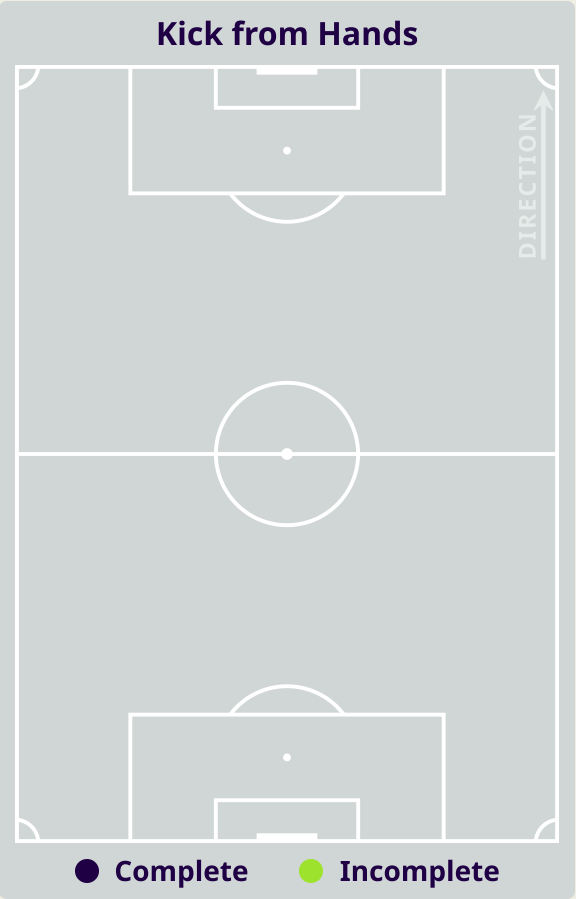
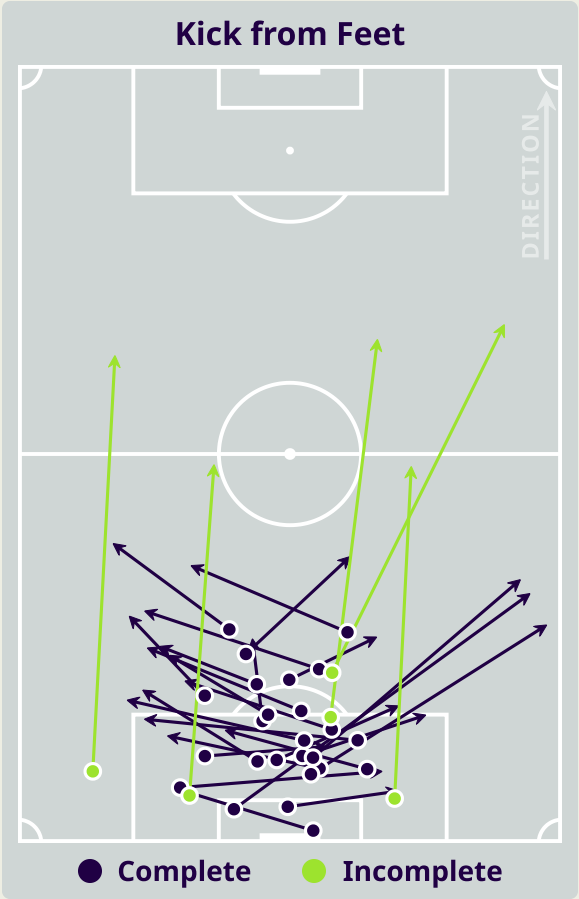
Uzbekistan

Uzbekistan GK Involvement Timeline

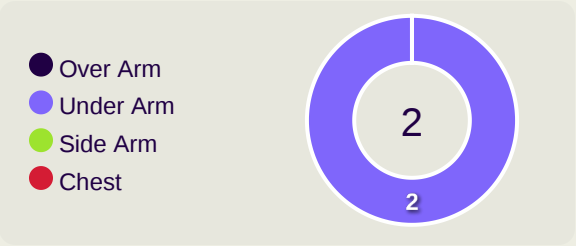
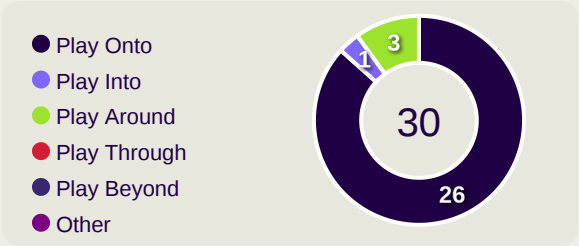
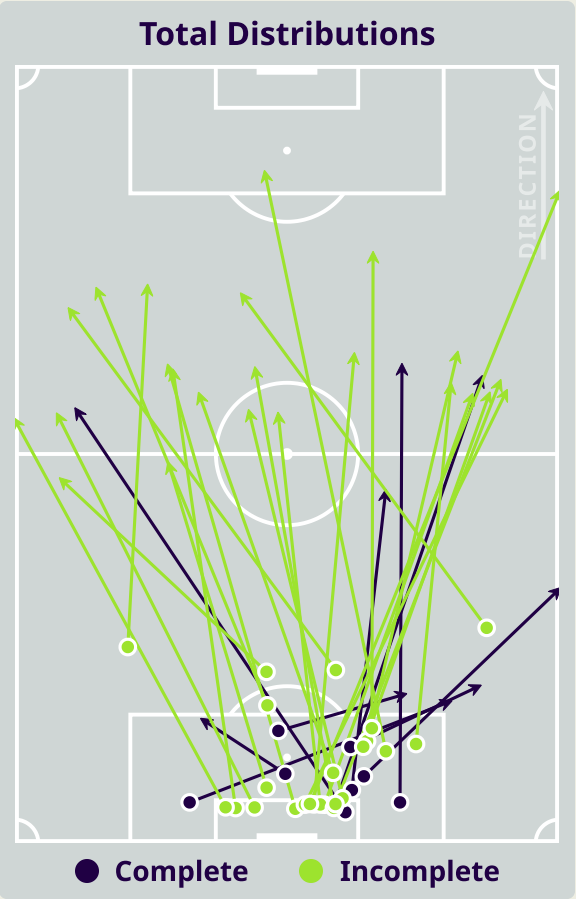
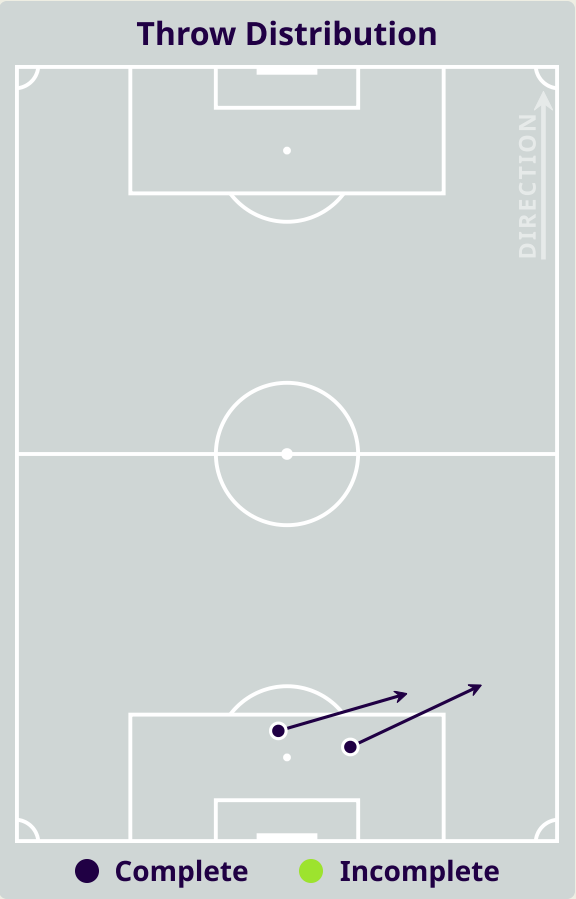
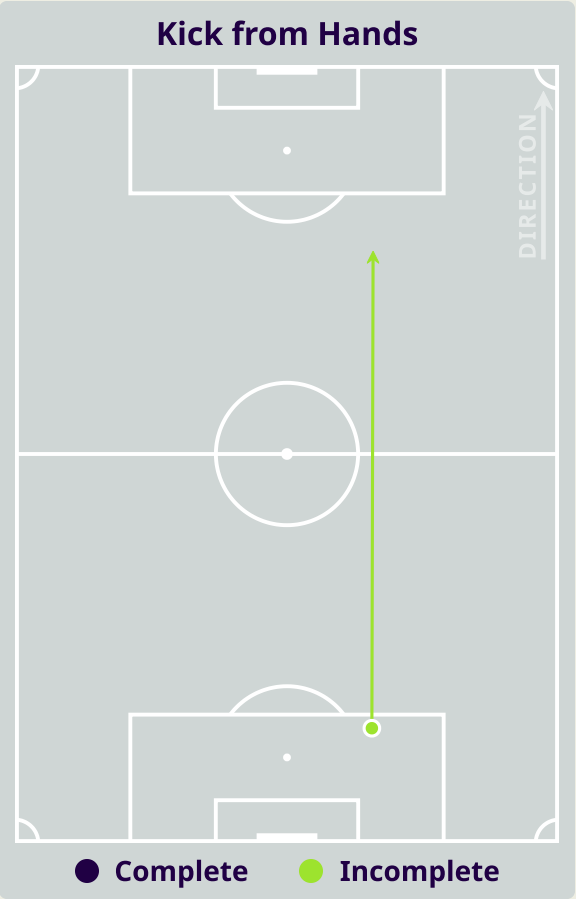
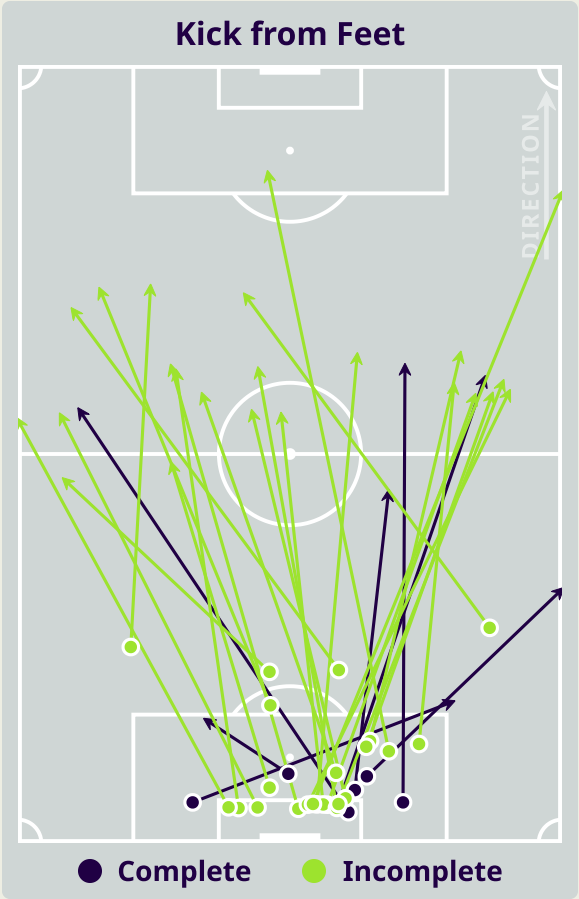


Total Involvements

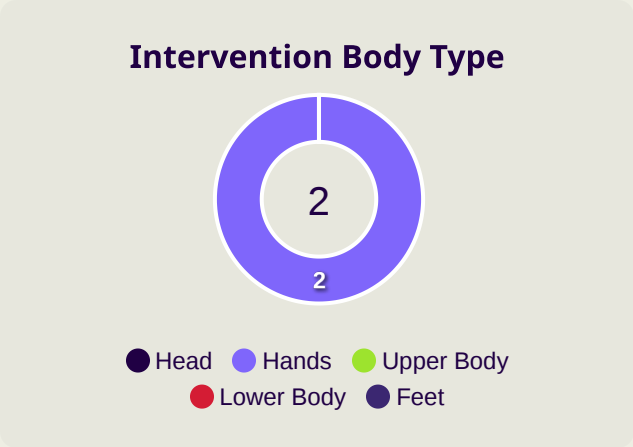
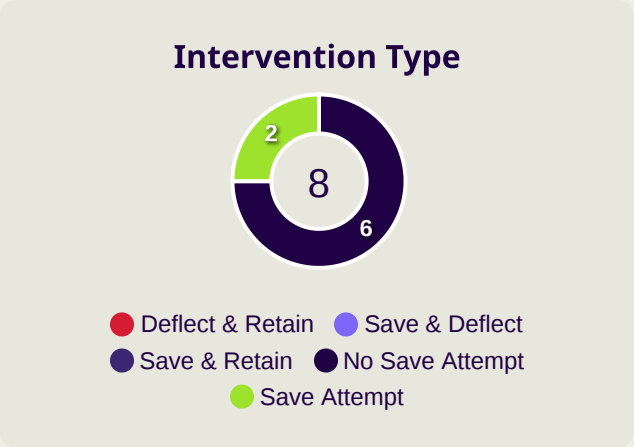

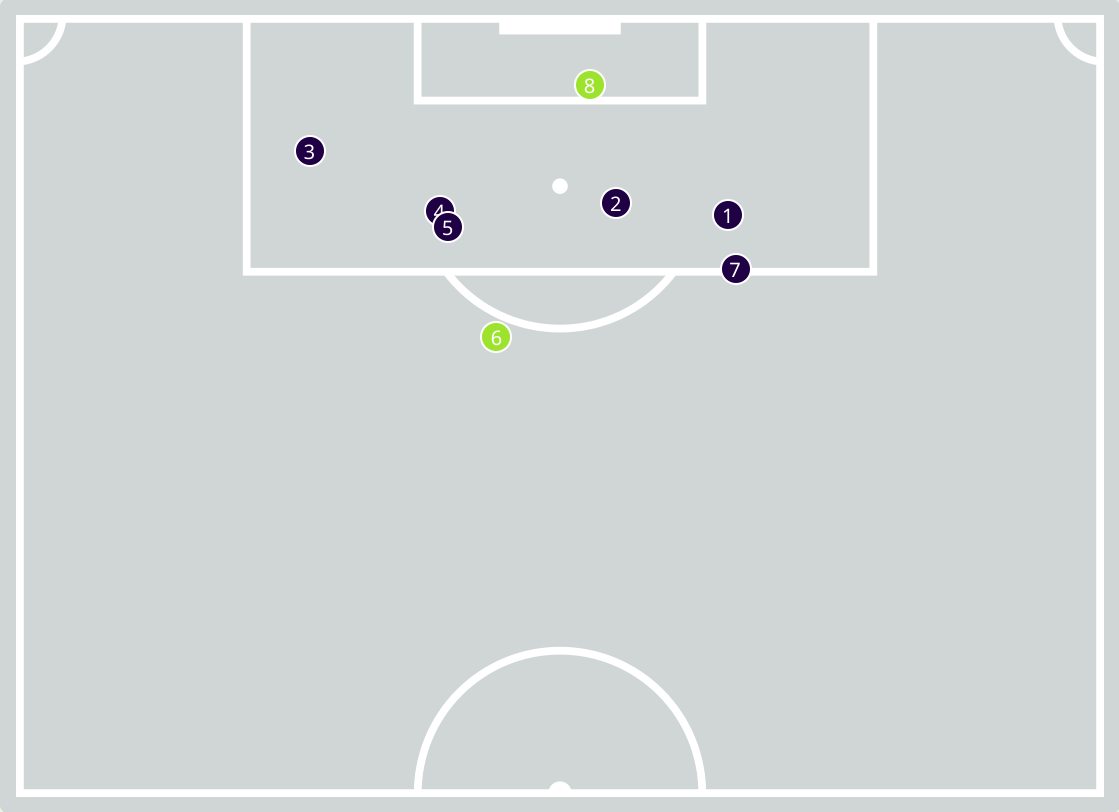
Goalkeeping Distribution



Goalkeeping Distribution

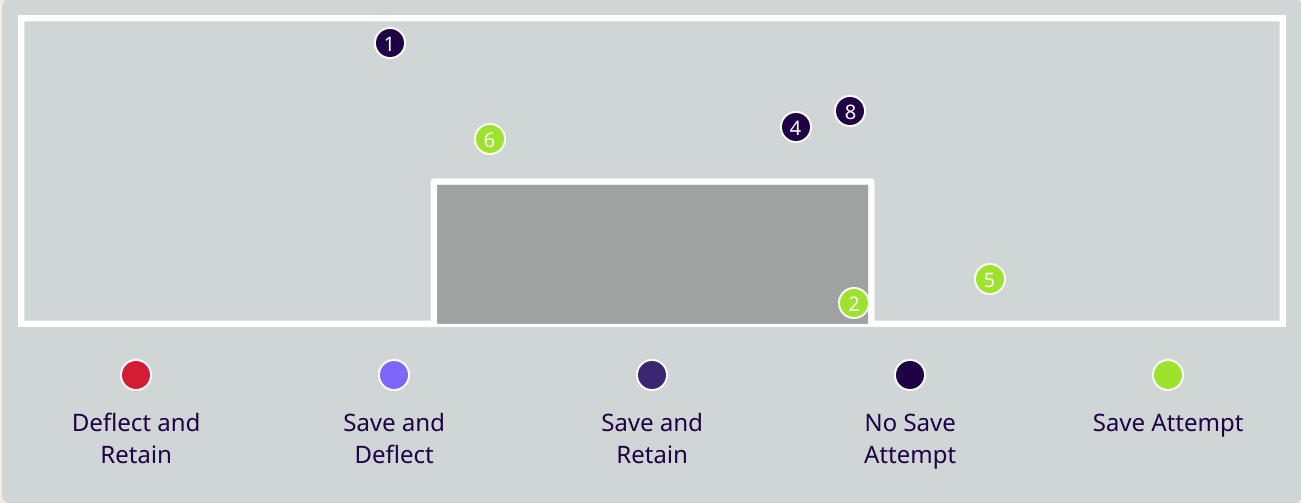
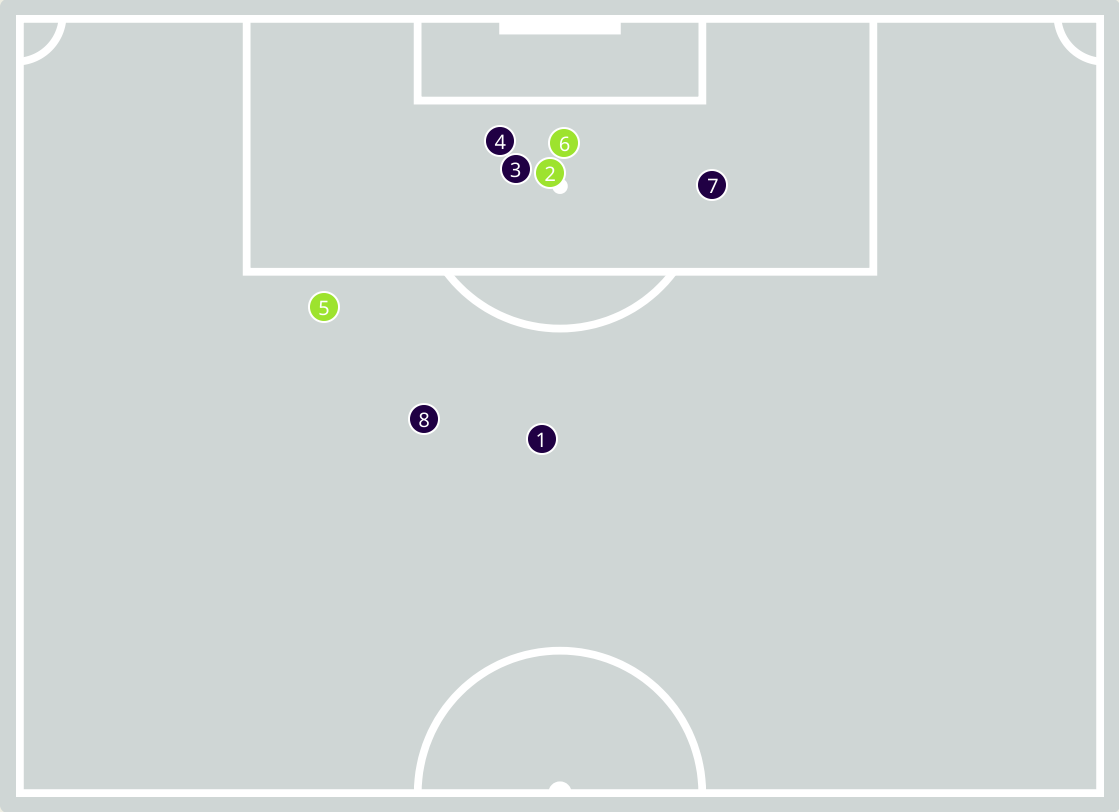


Goal Prevention



Total Attempts on Goal Faced	Total Goal Interventions	Save & Retain	Deflect & Retain	Save & Deflect	Save Attempt	No Save Attempt
8	0	0	0	0	2	6

Goal Prevention

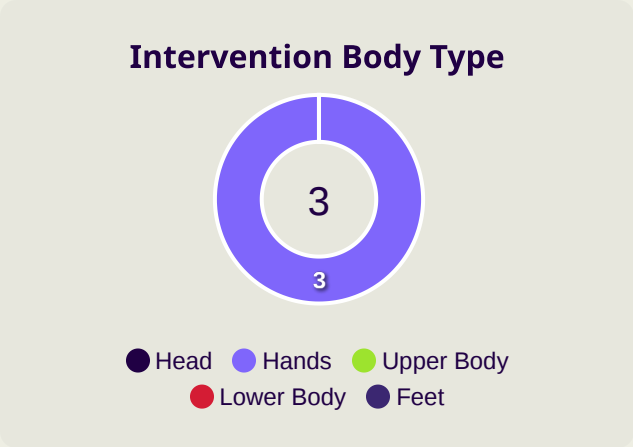
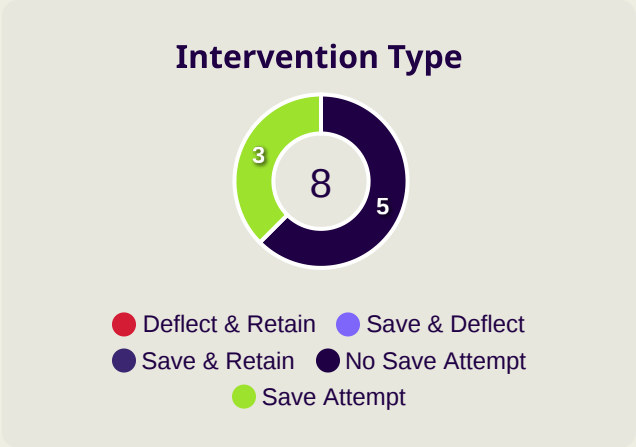


8

Total Attempts on Goal Faced

0

Save %



Total Attempts on Goal Faced	Total Goal Interventions	Save & Retain	Deflect & Retain	Save & Deflect	Save Attempt	No Save Attempt
8	0	0	0	0	3	5

Aerial Control



0

Total Interventions

0

Complete

0

Punches

0

Incomplete

0

Complete

0

Claims

0

Incomplete

0

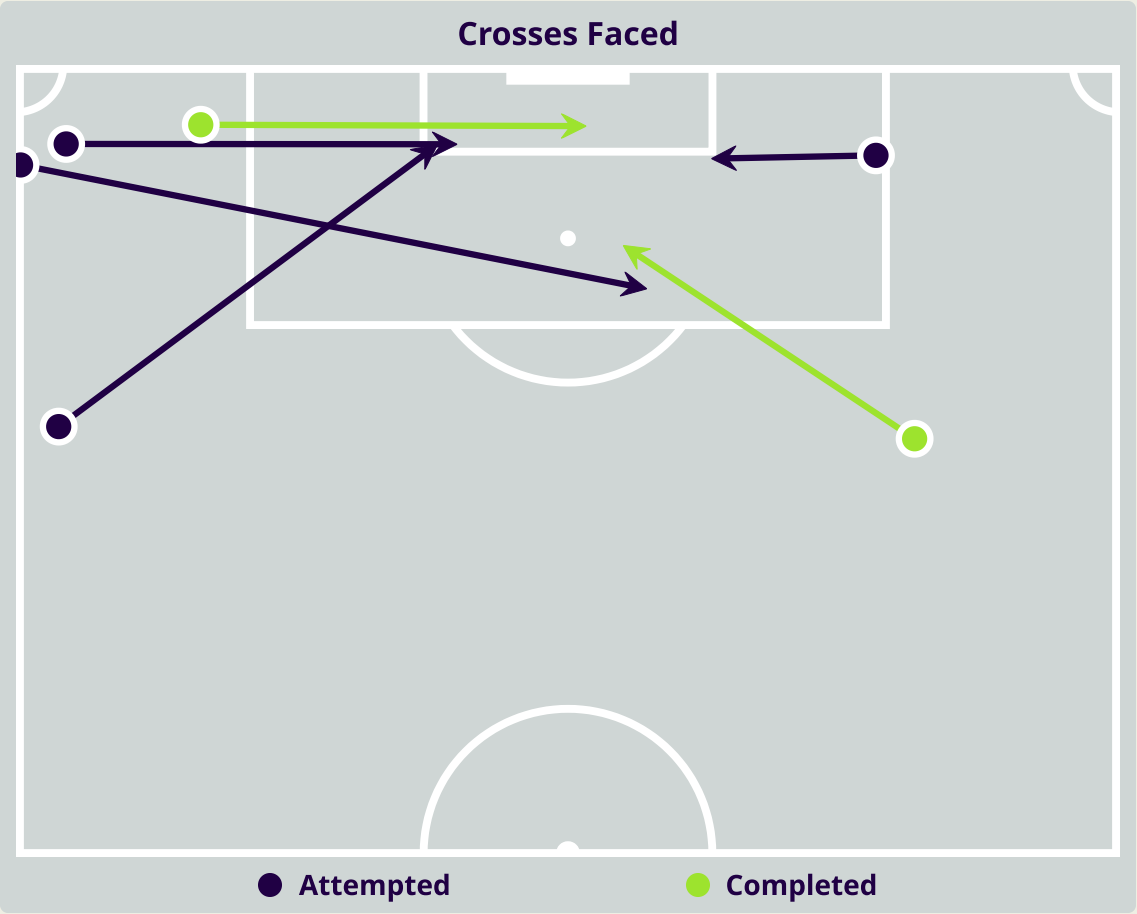
Complete

0

Tipped/Palmed

0

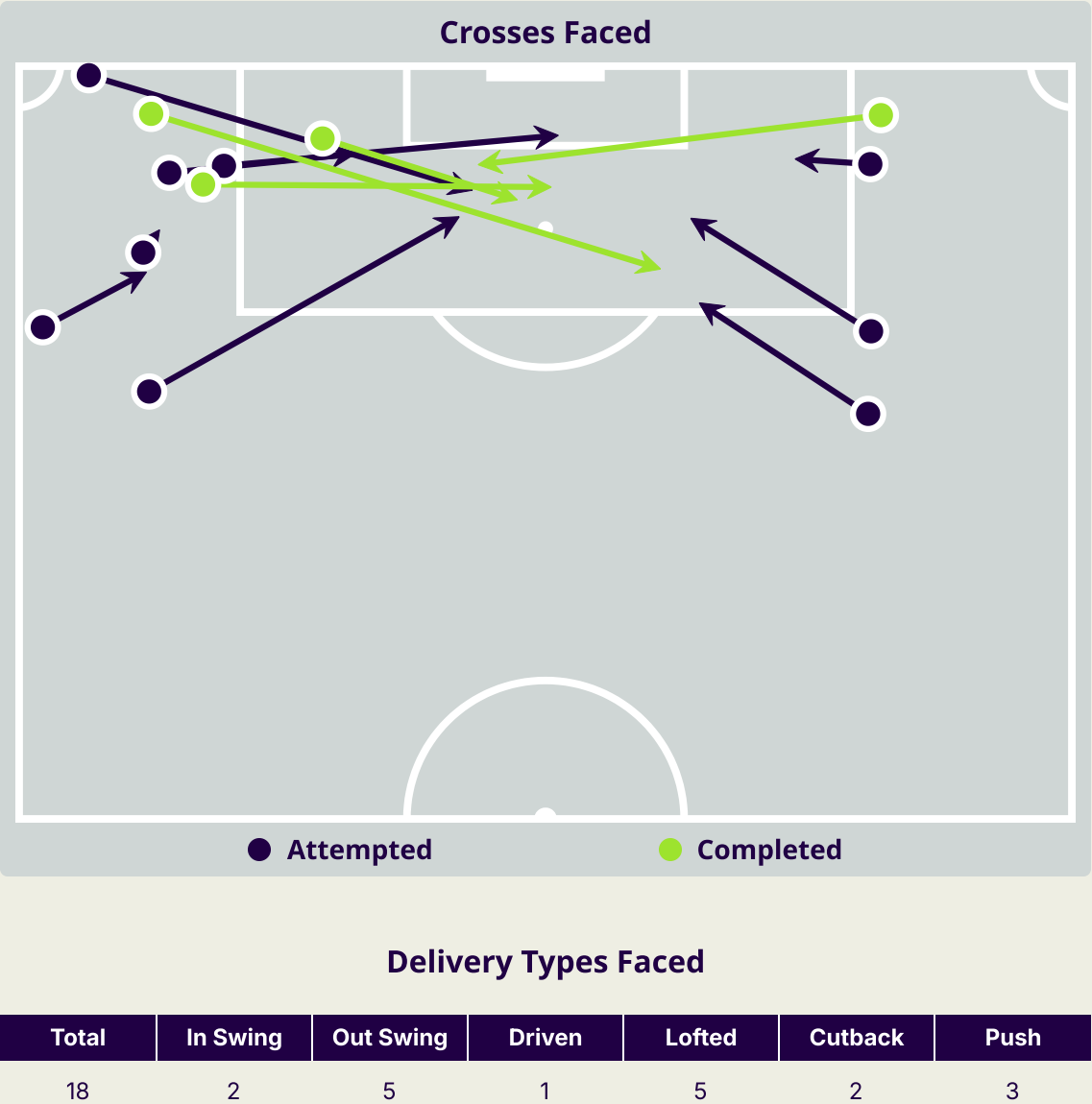

Incomplete



Delivery Types Faced

Total	In Swing	Out Swing	Driven	Lofted	Cutback	Push
7	1	4	0	1	0	1

Aerial Control



SET PLAYS



Australia v Uzbekistan

Set Plays



42

Total Set Plays

12

Total Free Kicks

1

Total Penalties

3

Total Corners

26

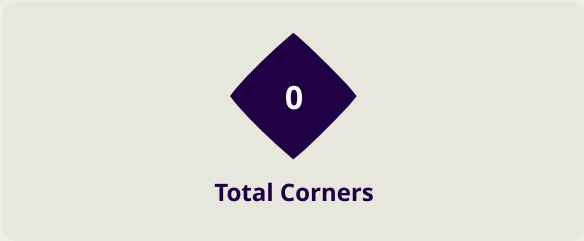
Total Throw Ins

Free Kicks	
Type	Total
Direct	9
Direct (on target)	0
Direct (off target)	1
Indirect	3

Corners			
Delivery Type	From Left Side	From Right Side	Total
Direct to Area	0	3	3
Short	0	0	0
Edge of Penalty Area	0	0	0

Corners	
Delivery Style	Total
Inswing	1
Outswing	2
Driven	0

Set Plays



Free Kicks	
Type	Total
Direct	10
Direct (on target)	0
Direct (off target)	1
Indirect	4

Corners			
Delivery Type	From Left Side	From Right Side	Total
Direct to Area	0	0	0
Short	0	0	0
Edge of Penalty Area	0	0	0

Corners	
Delivery Style	Total
Inswing	0
Outswing	0
Driven	0

INDIVIDUAL DATA IN POSSESSION



Australia v Uzbekistan

In Possession - Distributions



#	Player	Passes Attempted	Passes Completed	Pass Completion %	Switches of Play	Crosses Attempted	Crosses Completed	Line Breaks Attempted	Line Breaks Completed	Line Break Completion %	Ball Progressions	Take Ons	Step Ins	Attempts at Goal	Goals
1	RYAN Mathew	36	31	86%	0	0	0	10	5	50%	0	0	0	0	0
3	ATKINSON Nathaniel	40	33	82%	0	2	0	8	5	62%	0	0	0	0	0
4	ROWLES Kye	95	91	96%	1	0	0	15	13	86%	2	0	2	0	0
5	BOS Jordan	24	23	96%	0	5	3	3	3	100%	3	1	2	1	0
6	BOYLE Martin	11	10	91%	0	3	1	2	0	0%	1	0	1	1	1
10	YENGI Kusini	16	13	81%	0	0	0	2	1	50%	3	3	0	1	0
14	McGREE Riley	35	25	71%	0	2	0	8	3	37%	7	2	5	2	0
16	BEHICH Aziz	79	66	84%	0	3	0	17	10	58%	1	0	1	0	0
17	BACCUS Keanu	65	53	82%	2	0	0	21	15	71%	1	1	0	0	0
19	SOUTTAR Harry	92	78	85%	2	0	0	21	13	61%	1	0	1	0	0
22	IRVINE Jackson	52	42	81%	0	1	0	10	9	90%	1	0	1	1	0
8	METCALFE Connor	10	9	90%	0	1	0	1	1	100%	1	1	0	2	0
9	FORNAROLI Bruno	3	3	100%	0	0	0	2	2	100%	2	1	1	0	0
11	TILIO Marco	0	0	0%	0	1	0	1	0	0%	1	1	0	0	0
13	ONEILL Aiden	7	7	100%	0	0	0	0	0	0%	0	0	0	0	0
20	MILLER Lewis	1	0	0%	0	0	0	1	0	0%	0	0	0	0	0

In Possession - Offers & Receptions



			Offer movement types						
#	Player	Total Offers	In Front	In Between	Out to In	In to Out	In Behind	No Movement	Offers Received
1	RYAN Mathew	2	0	0	0	0	0	2	2
3	ATKINSON Nathaniel	19	2	0	0	1	6	10	5
4	ROWLES Kye	17	1	0	0	0	0	16	5
5	BOS Jordan	62	13	7	6	6	17	13	15
6	BOYLE Martin	50	1	4	1	0	33	11	9
10	YENGI Kusini	31	1	13	2	1	14	0	7
14	McGREE Riley	52	10	23	0	0	13	6	12
16	BEHICH Aziz	28	4	2	1	1	12	8	7
17	BACCUS Keanu	14	11	2	0	0	0	1	5
19	SOUTTAR Harry	0	0	0	0	0	0	0	0
22	IRVINE Jackson	24	13	3	0	1	6	1	11
8	METCALFE Connor	29	5	7	3	4	8	2	7
9	FORNAROLI Bruno	9	0	1	1	0	7	0	2
11	TILIO Marco	1	0	0	0	0	0	1	1
13	ONEILL Aiden	2	1	0	0	0	0	1	1
20	MILLER Lewis	2	0	0	0	0	2	0	0

In Possession - Distributions



#	Player	Passes Attempted	Passes Completed	Pass Completion %	Switches of Play	Crosses Attempted	Crosses Completed	Line Breaks Attempted	Line Breaks Completed	Line Break Completion %	Ball Progressions	Take Ons	Step Ins	Attempts at Goal	Goals
1	YUSUPOV Utkir	35	9	26%	1	0	0	24	5	20%	0	0	0	0	0
4	SAYFIEV Farrukh	43	40	93%	0	3	0	9	7	77%	0	0	0	0	0
5	ASHURMATOV Rustam	55	47	85%	4	0	0	26	20	76%	0	0	0	0	0
7	SHUKUROV Otabek	56	50	89%	3	0	0	18	16	88%	0	0	0	3	0
9	HAMROBEKOV Odiljon	51	48	94%	0	0	0	18	17	94%	0	0	0	0	0
11	URUNOV Oston	15	10	67%	0	0	0	1	1	100%	4	1	3	0	0
15	ESHMURODOV Umar	34	31	91%	2	0	0	8	5	62%	0	0	0	0	0
18	ABDULLAEV Abdulla	51	43	84%	0	0	0	17	12	70%	1	0	1	0	0
20	ERKINOV Khojimat	16	13	81%	0	1	0	1	1	100%	1	1	0	1	0
22	FAYZULLAEV Abbosbek	7	4	57%	0	0	0	0	0	0%	1	1	0	1	0
26	ABDIRAKHMATOV Zafarmurod	41	35	85%	0	1	1	15	10	66%	2	2	0	1	0
8	ISKANDEROV Jamshid	1	1	100%	0	0	0	1	1	100%	0	0	0	0	0
10	MASHARIPOV Jaloliddin	30	28	93%	0	2	1	4	3	75%	0	0	0	1	0
19	TURGUNBOEV Azizbek	4	2	50%	0	0	0	2	1	50%	0	0	0	1	1
21	SERGEEV Igor	1	1	100%	0	0	0	0	0	0%	0	0	0	0	0

In Possession - Offers & Receptions



			Offer movement types						
#	Player	Total Offers	In Front	In Between	Out to In	In to Out	In Behind	No Movement	Offers Received
1	YUSUPOV Utkir	0	0	0	0	0	0	0	0
4	SAYFIEV Farrukh	28	3	1	0	0	20	4	10
5	ASHURMATOV Rustam	16	6	0	0	0	0	10	9
7	SHUKUROV Otabek	10	0	6	2	0	1	1	4
9	HAMROBEKOV Odiljon	35	18	9	1	1	1	5	13
11	URUNOV Oston	20	1	2	2	4	8	3	9
15	ESHMURODOV Umar	10	2	0	0	0	0	8	6
18	ABDULLAEV Abdulla	27	7	0	0	0	0	20	23
20	ERKINOV Khojimat	34	0	9	4	0	16	5	9
22	FAYZULLAEV Abbosbek	21	1	7	1	0	10	2	1
26	ABDIRAKHMATOV Zafarmurod	19	4	2	0	0	3	10	12
8	ISKANDEROV Jamshid	0	0	0	0	0	0	0	0
10	MASHARIPOV Jaloliddin	20	6	6	1	2	2	3	10
19	TURGUNBOEV Azizbek	10	1	3	1	0	4	1	3
21	SERGEEV Igor	3	0	2	0	0	1	0	2

INDIVIDUAL DATA OUT OF POSSESSION



Australia v Uzbekistan

Out of Possession Australia

Australia

[illegible]

Out of Possession



#	Player	Tackles Made / Won	Blocks	Interceptions	Pressing Direct	Pressing Indirect	Duels Won - Aerial	Duels Won - Physical	Possession Contests won	Clearances	Loose Ball Receptions	Pushing On	Pushing On into Pressing	Possession Regains	Possession Interrupted
1	YUSUPOV Utkir	0 / 0	0	0	0	0	0	0	0	0	2	0	0	4	0
4	SAYFIEV Farrukh	3 / 0	1	0	5	16	1	0	1	4	4	12	6	4	3
5	ASHURMATOV Rustam	1 / 0	4	2	1	6	3	0	3	10	5	33	4	8	7
7	SHUKUROV Otabek	1 / 0	2	1	7	20	3	0	3	4	8	10	3	5	4
9	HAMROBEKOV Odiljon	8 / 0	5	1	9	26	2	0	2	1	11	18	4	4	3
11	URUNOV Oston	4 / 1	2	0	5	8	0	0	0	1	3	7	4	3	3
15	ESHMURODOV Umar	7 / 0	0	1	4	4	5	0	6	7	9	16	3	6	8
18	ABDULLAEV Abdulla	3 / 0	2	1	6	9	0	0	0	10	4	9	3	2	10
20	ERKINOV Khojimat	4 / 2	3	1	2	26	1	0	1	1	1	14	9	6	2
22	FAYZULLAEV Abbosbek	3 / 0	1	0	4	30	0	0	1	0	2	13	9	2	1
26	ABDIRAKHMATOV Zafarmurod	8 / 1	6	1	10	16	1	0	1	8	5	28	15	9	7
8	ISKANDEROV Jamshid	1 / 0	0	0	1	10	0	0	0	1	0	3	3	0	1
10	MASHARIPOV Jaloliddin	3 / 1	2	0	3	16	2	0	2	2	5	5	4	3	1
19	TURGUNBOEV Azizbek	3 / 0	0	0	3	15	1	0	1	0	1	11	9	2	0
21	SERGEEV Igor	0 / 0	0	0	0	12	0	0	0	0	0	4	4	0	0

INDIVIDUAL DATA PHYSICAL



Australia v Uzbekistan

Physical Data



#	Player	Total Distance (m)	Zone 1: 0-7 km/h (m)	Zone 2: 7-15 km/h (m)	Zone 3: 15-20 km/h (m)	Zone 4: 20-25 km/h (m)	Zone 5: 25+ km/h (m)	High Speed Runs (Zone 4)	Sprints (Zone 5)	Top Speed (km/h)
1	RYAN Mathew	6456.7	4492.6	1825.6	105.3	33.4	0	3.0	0	23.3
3	ATKINSON Nathaniel	10950.5	3900.6	5004.7	1167.4	663.0	214.7	79.0	14.0	32.3
4	ROWLES Kye	11013.0	3913.0	5179.0	1237.8	502.3	181.0	61.0	15.0	30.8
5	BOS Jordan	11922.9	3596.9	4627.9	2286.0	1022.8	389.2	132.0	28.0	33.7
6	BOYLE Martin	8789.2	3312.9	3266.8	1336.3	652.5	220.7	87.0	22.0	31.4
10	YENGI Kusini	11610.9	4310.9	4815.8	1473.6	705.2	305.4	99.0	23.0	33.0
14	McGREE Riley	11154.6	3168.3	4879.5	1988.9	912.0	205.9	91.0	16.0	33.0
16	BEHICH Aziz	11250.9	4063.1	4818.7	1474.2	618.7	276.2	85.0	19.0	32.9
17	BACCUS Keanu	11281.1	3067.2	5894.2	1635.3	543.7	140.8	59.0	9.0	32.0
19	SOUTTAR Harry	9540.3	4120.5	4195.2	870.3	293.3	61.1	36.0	5.0	30.8
22	IRVINE Jackson	12500.5	4020.0	5651.4	2115.7	639.9	73.5	74.0	9.0	29.0
8	METCALFE Connor	3197.6	1003.8	1359.5	550.3	188.9	95.1	24.0	6.0	30.5
9	FORNAROLI Bruno	1581.2	603.1	633.4	172.6	122.6	49.5	18.0	4.0	29.5
11	TILIO Marco	521.6	172.8	209.3	92.8	39.6	7.1	8.0	2.0	25.9
13	ONEILL Aiden	1603.4	533.6	742.4	286.1	34.2	7.2	5.0	1.0	26.1
20	MILLER Lewis	518.4	136.0	281.2	91.0	6.6	3.6	2.0	1.0	25.6

Physical Data



#	Player	Total Distance (m)	Zone 1: 0-7 km/h (m)	Zone 2: 7-15 km/h (m)	Zone 3: 15-20 km/h (m)	Zone 4: 20-25 km/h (m)	Zone 5: 25+ km/h (m)	High Speed Runs (Zone 4)	Sprints (Zone 5)	Top Speed (km/h)
1	YUSUPOV Utkir	4930.5	4206.2	602.0	98.9	23.5	0	3.0	0	22.1
4	SAYFIEV Farrukh	11381.8	4401.2	4243.7	1561.7	840.2	335.0	105.0	25.0	30.6
5	ASHURMATOV Rustam	10997.2	3851.0	5378.7	1252.9	397.7	116.9	53.0	14.0	29.7
7	SHUKUROV Otabek	12146.6	3927.9	5990.6	1703.5	491.8	33.0	62.0	4.0	28.0
9	HAMROBEKOV Odiljon	13097.0	3643.3	5895.1	2747.8	733.1	77.7	88.0	6.0	28.8
11	URUNOV Oston	5667.5	2396.7	2187.4	511.9	346.6	224.9	46.0	17.0	31.4
15	ESHMURODOV Umar	10676.3	3928.0	5082.7	1044.8	409.4	211.5	57.0	16.0	30.9
18	ABDULLAEV Abdulla	10818.4	4182.3	4694.8	1247.6	544.5	149.2	72.0	12.0	29.3
20	ERKINOV Khojimat	8232.5	2392.4	3710.7	1343.1	507.8	278.5	73.0	21.0	32.4
22	FAYZULLAEV Abbosbek	8160.2	2500.8	3757.3	1133.3	549.2	219.6	74.0	18.0	31.4
26	ABDIRAKHMATOV Zafarmurod	11425.4	4043.4	4849.5	1598.2	614.6	319.7	87.0	22.0	32.0
8	ISKANDEROV Jamshid	1728.7	445.7	850.8	358.6	62.4	11.1	9.0	1.0	27.3
10	MASHARIPOV Jaloliddin	5607.6	2342.2	2278.2	628.7	290.6	67.9	40.0	5.0	30.2
19	TURGUNBOEV Azizbek	4144.2	1331.9	1913.4	617.5	201.6	79.8	29.0	6.0	29.6
21	SERGEEV Igor	2441.9	649.0	1259.6	408.3	98.4	26.6	10.0	1.0	28.9



AFC
ASIAN CUP
QATAR 2023™