



AFC
ASIAN CUP
QATAR 2023™



Japan 3 - 1 Indonesia

Group D - Match 31
24 January 2024
14:30 Kick Off
Al Thumama Stadium

POST MATCH SUMMARY REPORT

Match Summary - Teams



Japan

3

1

Indonesia

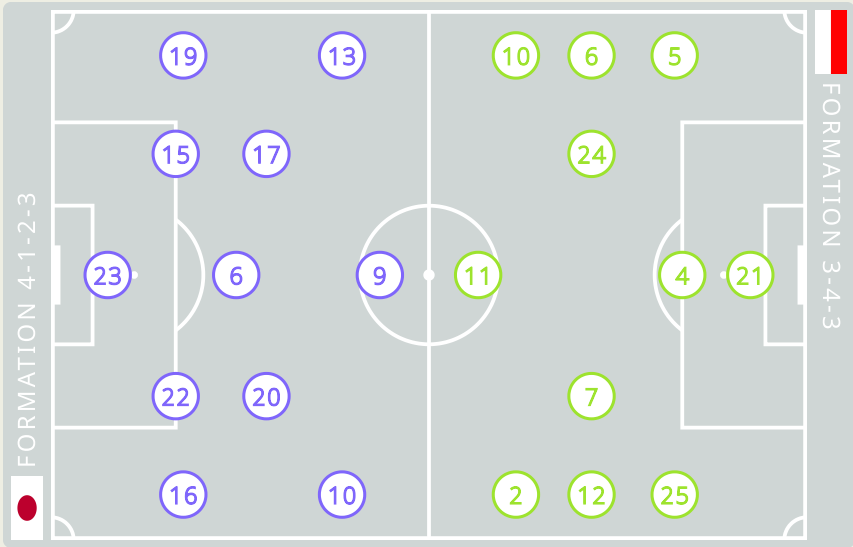


STARTING

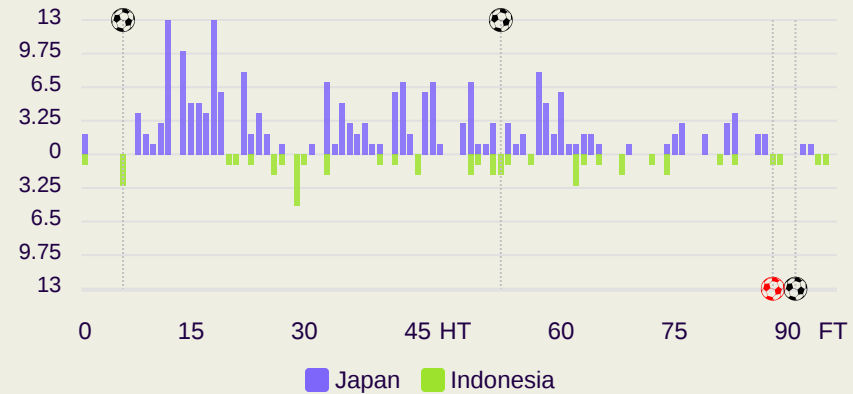
	23	GK	SUZUKI Zion	
	6	MF	ENDO Wataru (C)	67'
	9	FW	UEDA Ayase	6' 52'
	10	MF	DOAN Ritsu	86'
	13	MF	NAKAMURA Keito	68'
	15	DF	MACHIDA Koki	
	16	DF	MAIKUMA Seiya	
	17	MF	HATATE Reo	68'
	19	DF	NAKAYAMA Yuta	
	20	MF	KUBO Takefusa	82'
	22	DF	TOMIYASU Takehiro	82'

SUBSTITUTES

	1	GK	MAEKAWA Daiya	
	12	GK	NOZAWA Taishi	
	2	DF	SUGAWARA Yukinari	
	3	DF	TANIGUCHI Shogo	
	4	DF	ITAKURA Kou	
	5	MF	MORITA Hidemasa	
	7	MF	MITOMA Kaoru	
	8	MF	MINAMINO Takumi	68' 70'
	11	FW	HOSOYA Mao	
	14	MF	ITO Junya	86'
	18	FW	ASANO Takuma	
	21	DF	ITO Hiroki	
	24	DF	WATANABE Tsuyoshi	82'
	25	FW	MAEDA Daizen	68'
	26	MF	SANO Kaishu	82'



Distribution in the Final Third



STARTING

		ARI Ernando	GK	21	
54'		SAYURI Yakob	FW	2	
77'		(C) AMAT Jordi	DF	4	
		RIDHO Rizky	DF	5	
90+1'		WALSH Sandy	DF	6	
		FERDINAN Marselino	MF	7	
73'		MAULANA VIKRI Egy	FW	10	
89'	42'	STRUICK Rafael	FW	11	
		ARHAN Pratama	DF	12	
		JENNER Ivar	MF	24	
	78'	HUBNER Justin	FW	25	

SUBSTITUTES

		RIYANDI Muhammad	GK	1	
		WINATA Nadeo	GK	26	
73'		BAGGOTT Elkan	DF	3	
54'		SULAEMAN Witan	FW	8	
		DRAJAD Dimas	FW	9	
		FEBRIANSAH Edo	DF	13	
		MANGKUALAM Asnawi	DF	14	
89'		KAMBUAYA Ricky	MF	15	
		CARAKA Hokky	FW	16	
		ALIS Adam	FW	17	
		SANANTA Ramadhan	FW	18	
		PRASETYO Wahyu	DF	19	
		PATTYNAMA Shayne	DF	20	
		SULISTYAWAN Dendy	FW	22	
		KLOK Marc	MF	23	

Match Summary - Key Statistics



Japan



Indonesia



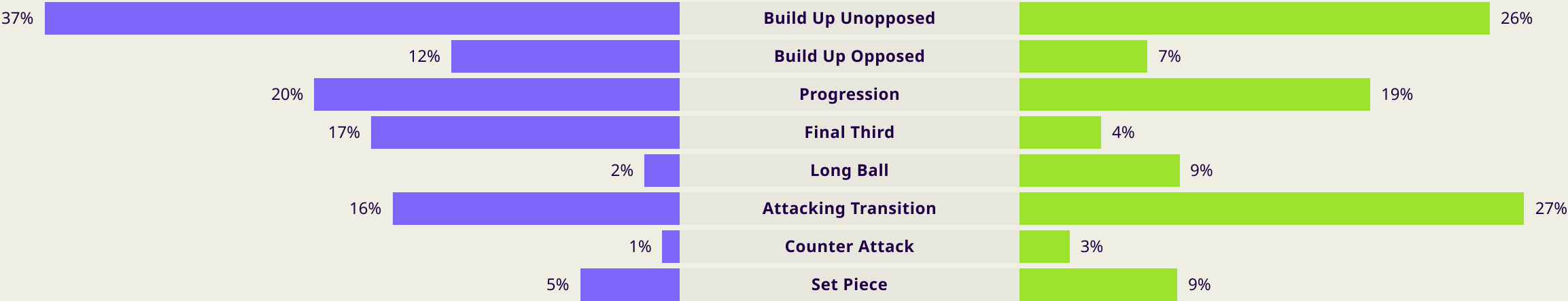
Possession					
Total	<div><div></div><div>60%</div><div>14.4%</div><div>25.5%</div></div>		Total		
3	Goals		1		
13 (3)	Attempts at Goal (On Target)		3 (1)		
647 (565)	Total Passes (Complete)		265 (170)		
87 %	Pass Completion %		64 %		
110	Completed Line Breaks		41		
15	Defensive Line Breaks		3		
162	Receptions in the Final Third		24		
18	Crosses		3		
13	Ball Progressions		8		
124 (29)	Defensive Pressures Applied (Direct Pressures)		323 (55)		
54	Forced Turnovers		67		
79	Second Balls		72		
115.9 km	Total Distance Covered		116.6 km		
6.8 km	Zone 4 – Low Speed Sprinting: 20-25 km/h		6.4 km		



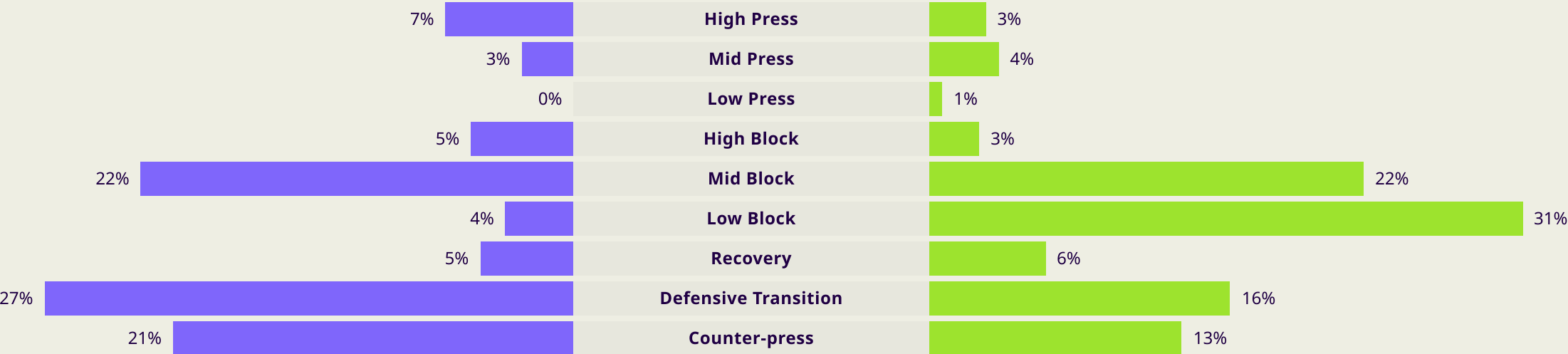
Phases of Play



IN POSSESSION



OUT OF POSSESSION

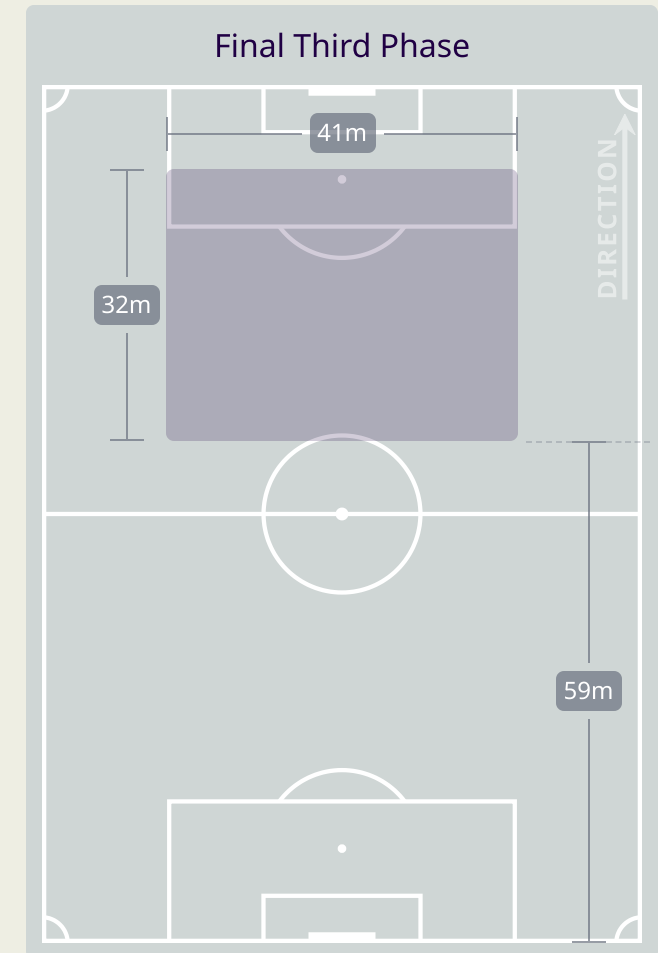
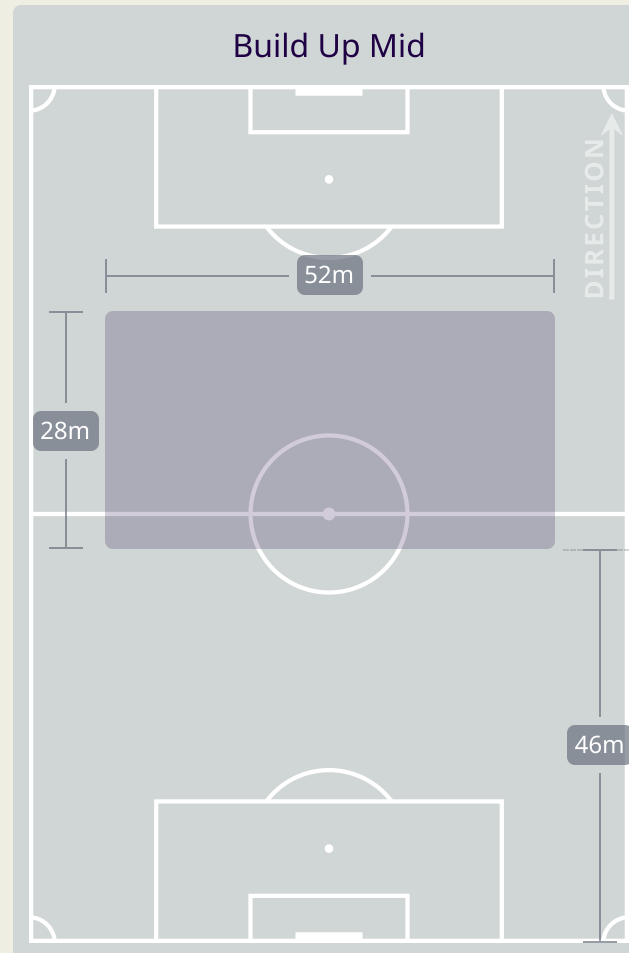
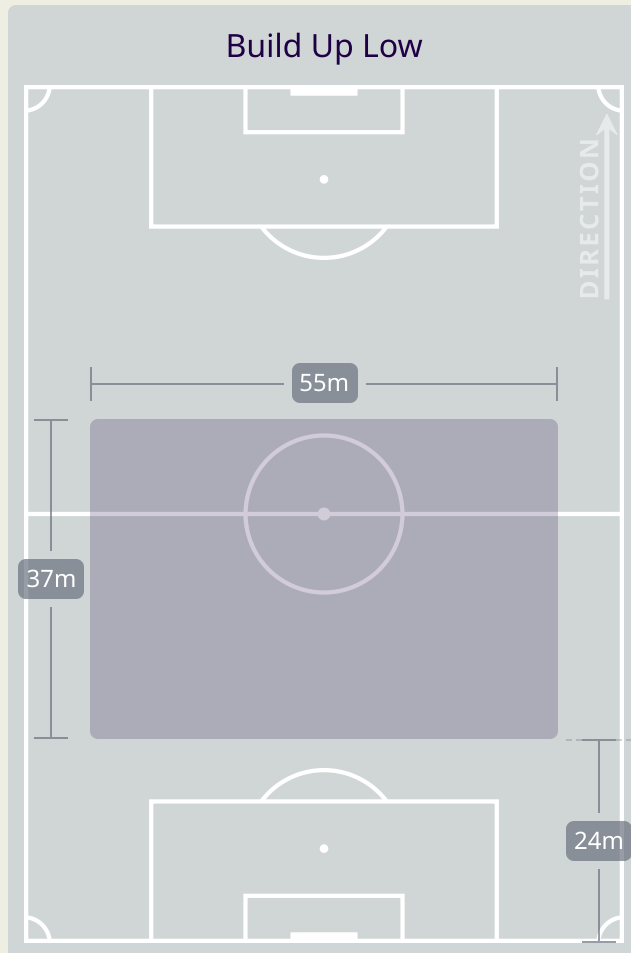


IN POSSESSION



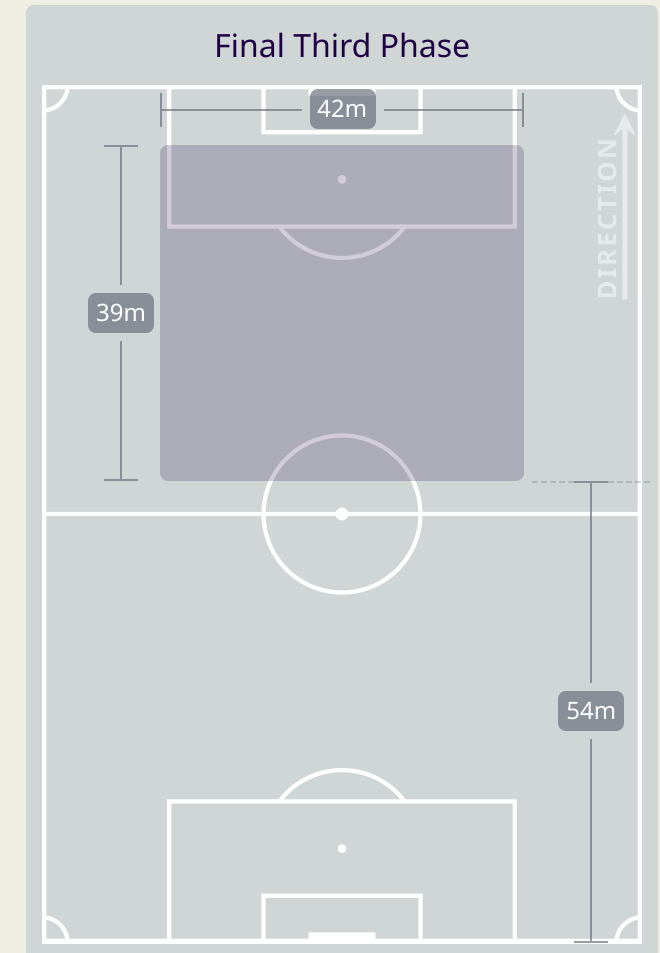
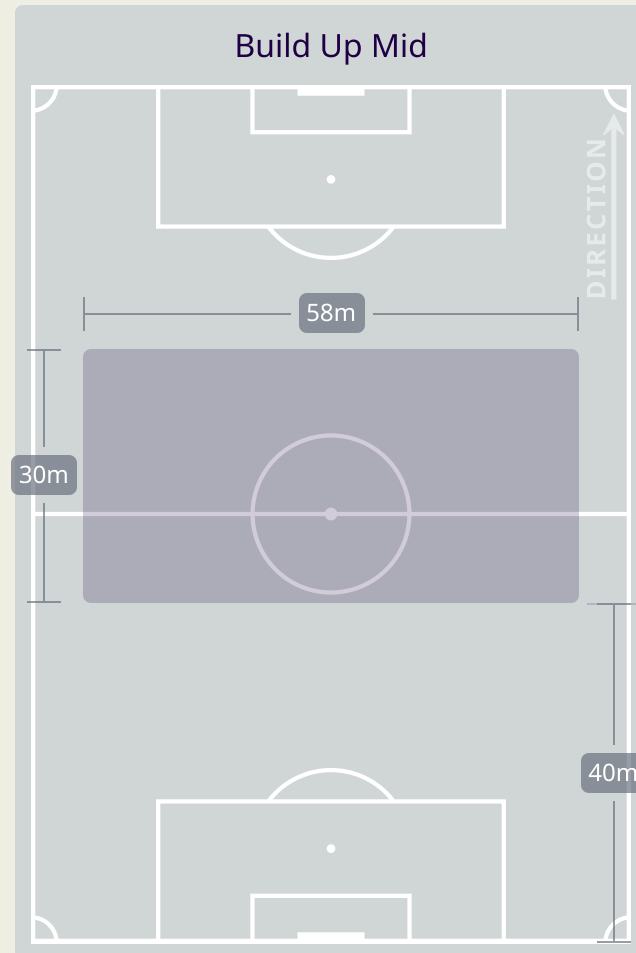
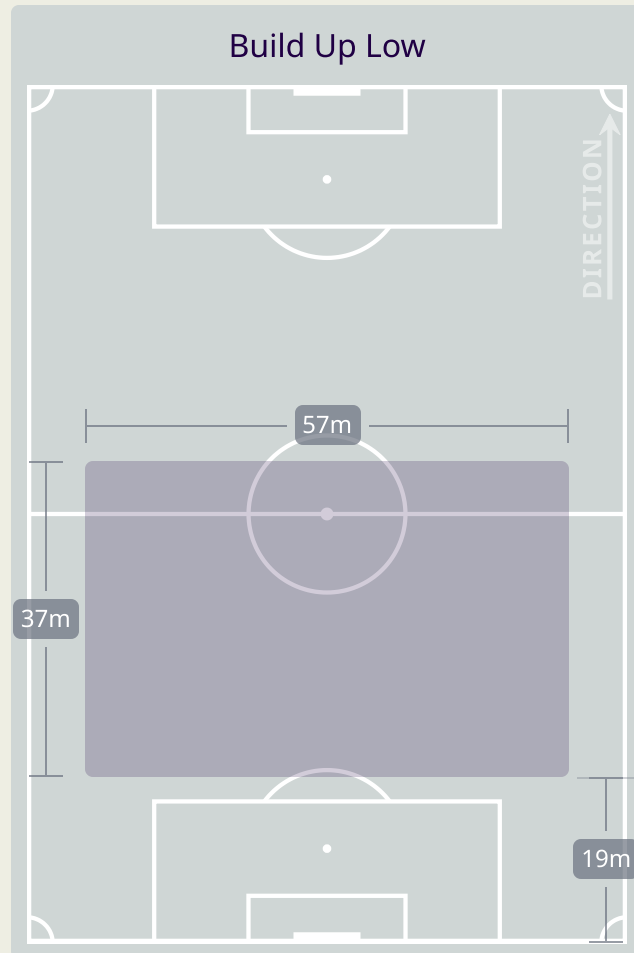
Japan v Indonesia

In Possession Line Height & Team Length



In Possession Line Height & Team Length

Indonesia



Line Breaks



Attempted Line Breaks

149

42
Attempted

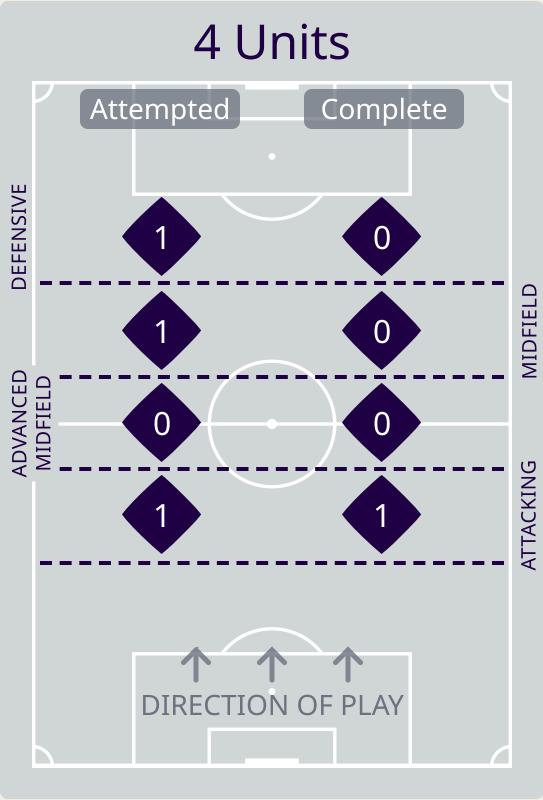
29
Complete

70
Attempted

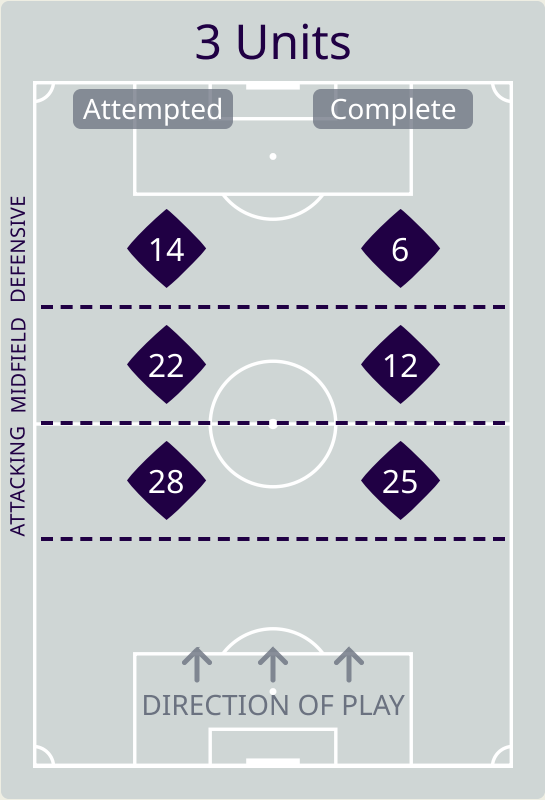
63
Complete

37
Attempted

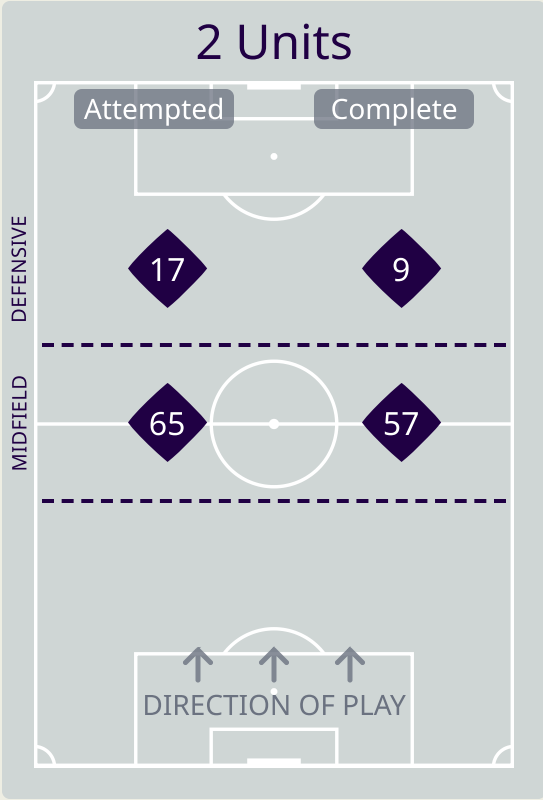
18
Complete



Attempted Line Breaks	3
Inside Shape	1
Outside Shape	2



Attempted Line Breaks	64
Inside Shape	42
Outside Shape	22



Attempted Line Breaks	82
Inside Shape	44
Outside Shape	38

Line Breaks



Indonesia

Attempted Line Breaks

95

10

5

Attempted

Complete

29

21

Attempted

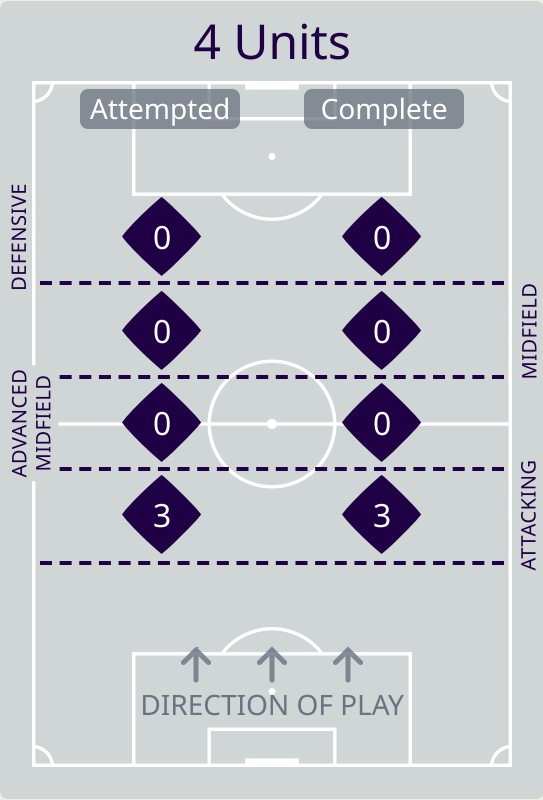
Complete

56

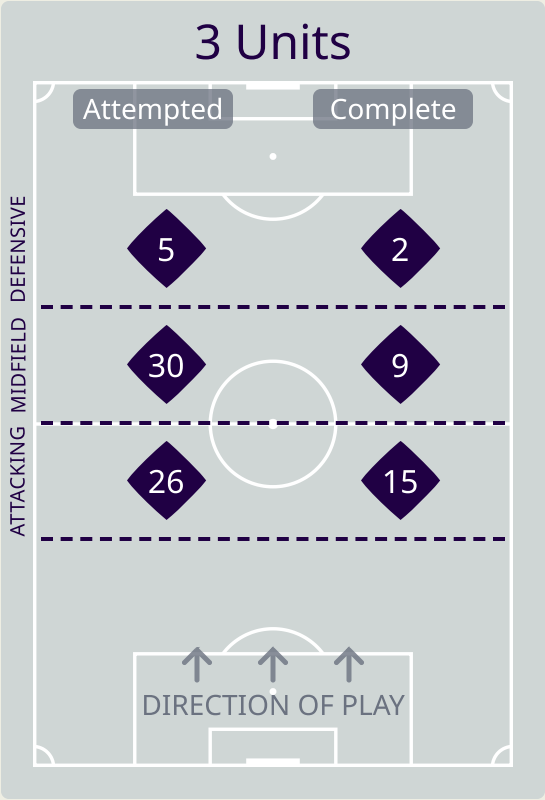
15

Attempted

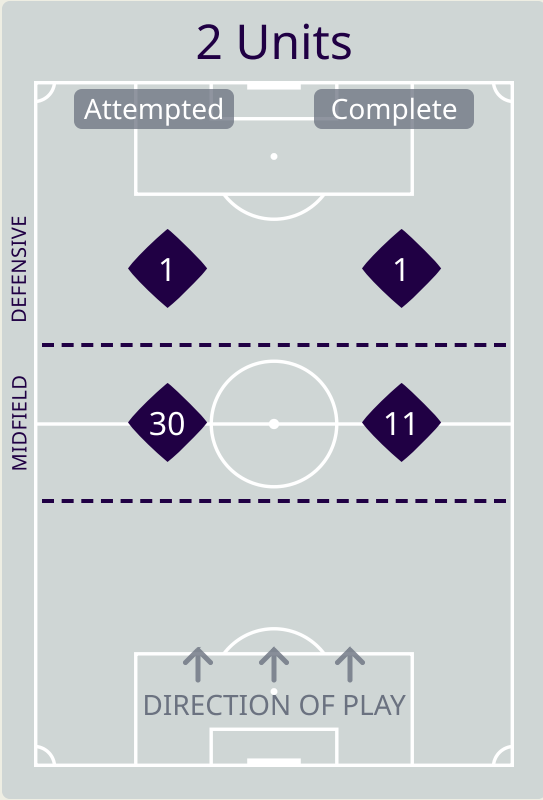
Complete



Attempted Line Breaks	3
Inside Shape	1
Outside Shape	2



Attempted Line Breaks	61
Inside Shape	43
Outside Shape	18



Attempted Line Breaks	31
Inside Shape	28
Outside Shape	3

[illegible]

[illegible]

Passing Networks



#	Passes From ↓ to →	SUZUKI Zion	ENDO Wataru	UEDA Ayase	DOAN Ritsu	NAKAMURA Keito	MACHIDA Koki	MAIKUMA Seiya	HATATE Reo	NAKAYAMA Yuta	KUBO Takefusa	TOMIYASU Takehiro	MINAMINO Takumi	ITO Junya	WATANABE Tsuyoshi	MAEDA Daizen	SANO Kaishu
23	SUZUKI Zion		3	0	1	0	7	2	0	1	0	5	0	0	1	0	1
6	ENDO Wataru	2		4	6	1	11	8	2	7	8	15	0	0	3	0	0
9	UEDA Ayase	0	4		1	0	1	2	4	2	2	0	0	0	0	0	0
10	DOAN Ritsu	0	4	4		1	0	9	2	0	8	1	1	0	0	0	0
13	NAKAMURA Keito	0	1	0	1		2	0	11	6	1	1	0	0	0	0	0
15	MACHIDA Koki	5	6	3	0	6		1	10	28	4	24	0	0	3	0	1
16	MAIKUMA Seiya	4	5	1	12	0	3		2	0	8	11	0	1	5	0	0
17	HATATE Reo	0	4	7	3	5	2	1		7	1	6	0	0	0	0	0
19	NAKAYAMA Yuta	1	4	2	0	7	13	0	11		5	8	0	0	0	3	1
20	KUBO Takefusa	0	4	3	4	3	3	4	1	5		3	1	0	0	1	0
22	TOMIYASU Takehiro	5	12	2	9	0	30	15	5	2	7		0	0	0	0	0
8	MINAMINO Takumi	0	0	2	0	0	0	0	0	1	0	0		0	2	0	0
14	ITO Junya	0	0	1	0	0	0	1	0	0	0	0	0		0	0	0
24	WATANABE Tsuyoshi	2	0	0	0	0	3	6	0	1	0	0	1	1		0	2
25	MAEDA Daizen	0	2	1	0	0	0	0	0	1	0	0	0	0	0		0
26	SANO Kaishu	0	0	0	0	0	1	0	0	0	0	0	0	0	3	0	

Top 5 Player to Player Passers		
Player	Passed To	% of Total Team Passes
TOMIYASU Takehiro	MACHIDA Koki	5.5%
MACHIDA Koki	NAKAYAMA Yuta	5.2%
MACHIDA Koki	TOMIYASU Takehiro	4.4%
ENDO Wataru	TOMIYASU Takehiro	2.8%

TOMIYASU Takehiro	MAIKUMA Seiya	2.8%
-------------------	---------------	------

Passing Networks

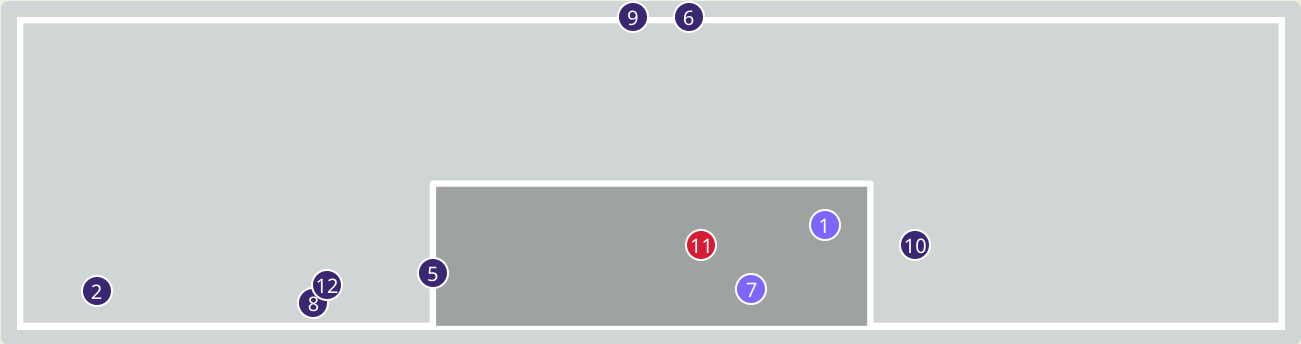
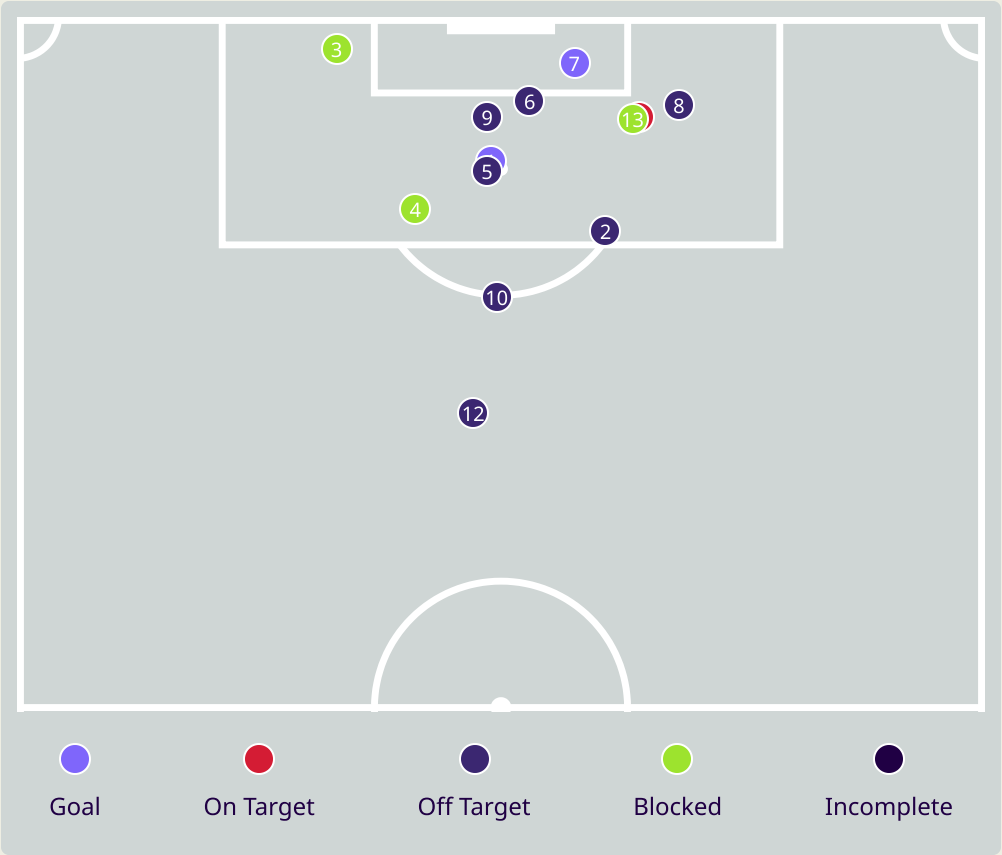
#	Passes From ↓ to →	ARI Ernando	SAYURI Yakob	AMAT Jordi	RIDHO Rizky	WALSH Sandy	FERDINAN Marselino	MAULANA VIKRI Egy	STRUICK Rafael	ARHAN Pratama	JENNER Ivar	HUBNER Justin	BAGGOTT Elkan	SULAEMAN Witan	KAMBUAYA Ricky
21	ARI Ernando	21	0	8	2	0	0	0	0	2	0	6	0	0	0
2	SAYURI Yakob	0	2	0	0	0	0	0	0	1	0	0	0	0	0
4	AMAT Jordi	1	0	4	9	5	2	2	1	0	3	6	0	0	1
5	RIDHO Rizky	6	0	7	3	4	3	1	0	0	3	3	0	1	0
6	WALSH Sandy	0	0	1	2	2	2	1	1	0	1	0	0	0	0
7	FERDINAN Marselino	0	0	3	2	2	3	1	0	1	2	1	1	2	0
10	MAULANA VIKRI Egy	0	0	0	0	1	1	2	0	0	0	0	0	1	0
11	STRUICK Rafael	0	0	1	0	0	1	1	3	0	0	3	0	0	0
12	ARHAN Pratama	0	0	0	0	0	4	1	0	2	1	0	0	3	0
24	JENNER Ivar	0	0	4	5	0	1	1	1	0	2	1	0	0	0
25	HUBNER Justin	8	1	2	2	0	1	0	0	8	1	2	0	0	0
3	BAGGOTT Elkan	0	0	0	0	0	0	0	0	0	0	0	2	1	0
8	SULAEMAN Witan	0	0	0	0	0	1	1	0	1	0	2	0	2	0
15	KAMBUAYA Ricky	0	0	0	0	0	0	0	0	0	1	1	0	0	2

Indonesia



Top 5 Player to Player Passers		
Player	Passed To	% of Total Team Passes
AMAT Jordi	RIDHO Rizky	5.6%
ARI Ernando	AMAT Jordi	4.9%
HUBNER Justin	ARHAN Pratama	4.9%
HUBNER Justin	ARI Ernando	4.9%
RIDHO Rizky	AMAT Jordi	4.3%

Attempts at Goal



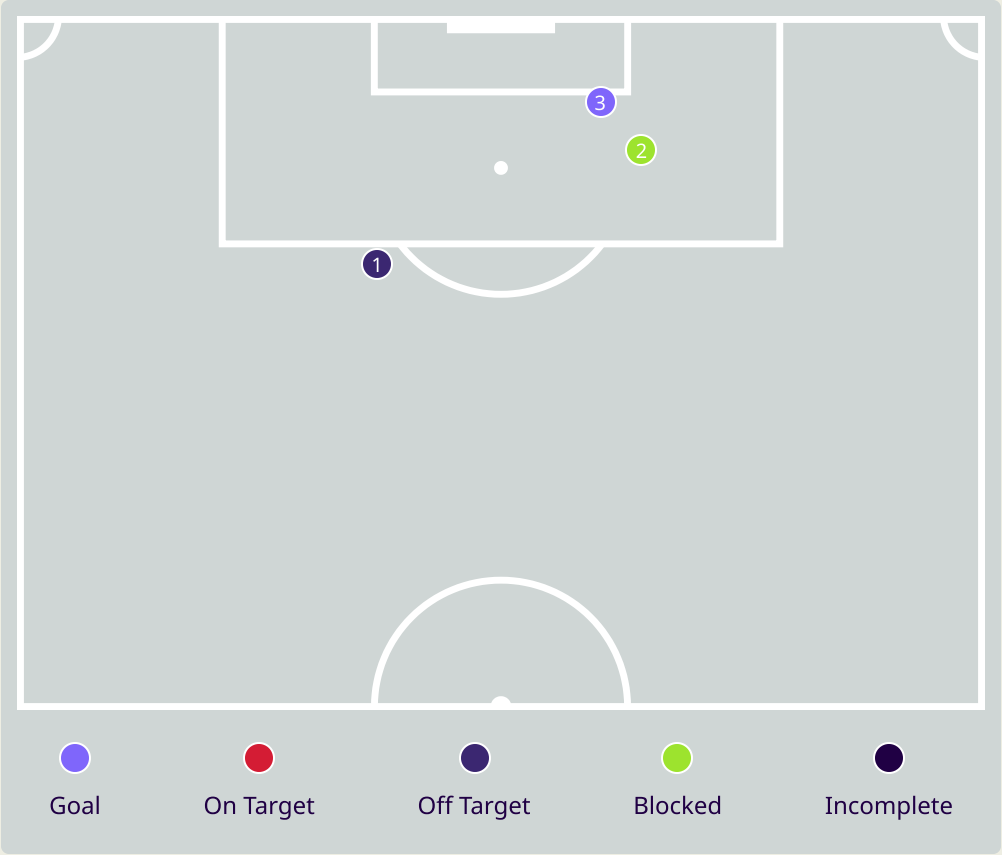
Key	Outcome	Shots
	Goals	2
	On Target	1
	Off Target	7
	Blocked	3
	Incomplete	0

Attempts at Goal



Time	Player	Outcome	Body Part	Delivery Type
5	9 UEDA Ayase	On Target - Goal	Right Foot	Penalty
23	20 KUBO Takefusa	Off Target	Right Foot	Other
33	13 NAKAMURA Keito	Incomplete - Blocked	Right Foot	Pass
33	20 KUBO Takefusa	Incomplete - Blocked	Left Foot	Loose Ball
34	13 NAKAMURA Keito	Off Target	Right Foot	Cross
43	9 UEDA Ayase	Deflected Off Target - Defensive Event	Right Foot	Pass
51	9 UEDA Ayase	On Target - Goal	Right Foot	Cross
53	10 DOAN Ritsu	Off Target	Left Foot	Pass
59	15 MACHIDA Koki	Off Target	Head	Corner
60	10 DOAN Ritsu	Off Target	Left Foot	Pass
63	10 DOAN Ritsu	On Target - Goal Prevented	Head	Cross
84	9 UEDA Ayase	Off Target	Right Foot	Pass
87	9 UEDA Ayase	Incomplete - Blocked	Right Foot	Pass

Attempts at Goal



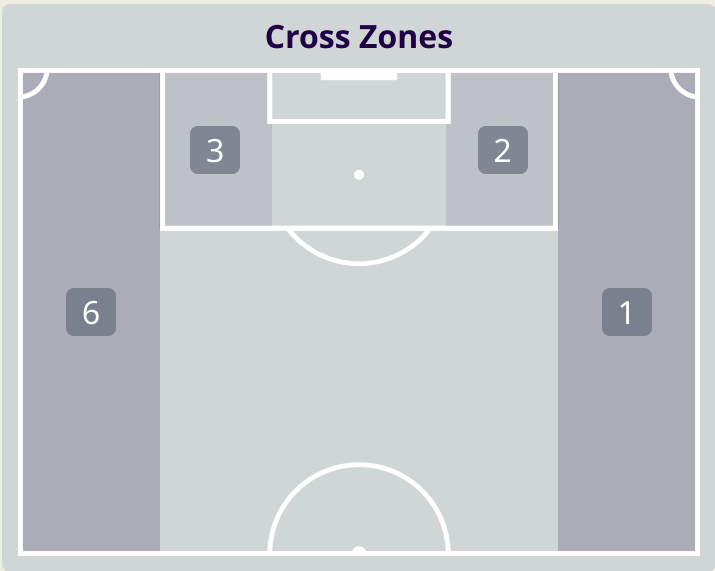
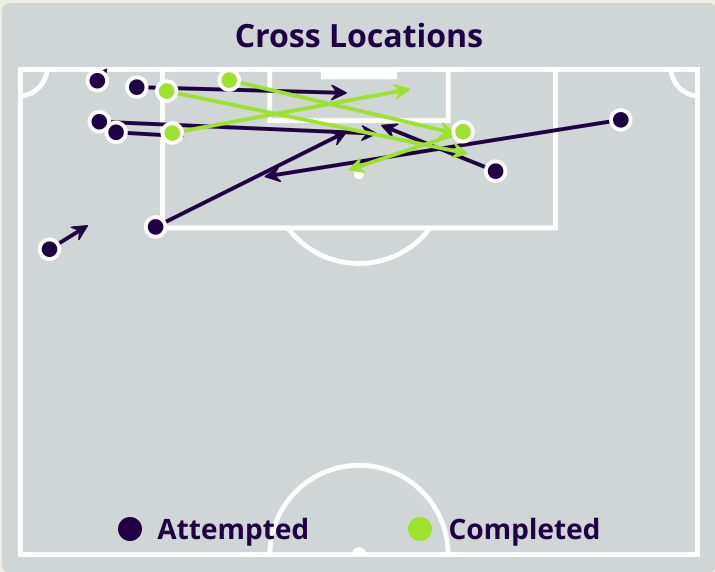
Key	Outcome	Shots
	Goals	1
	On Target	0
	Off Target	1
	Blocked	1
	Incomplete	0

Attempts at Goal

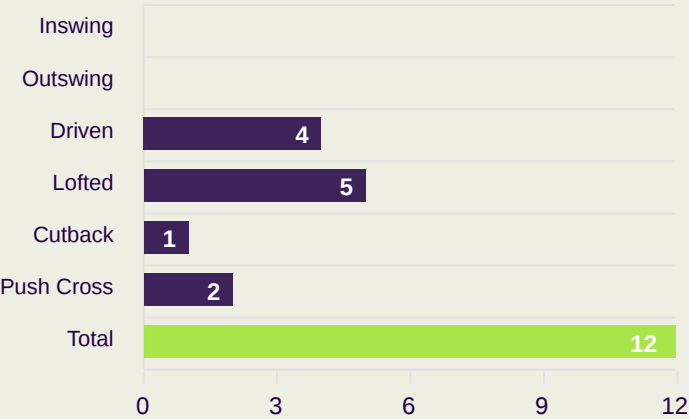


Time	Player	Outcome	Body Part	Delivery Type
62	7 FERDINAN Marselino	Off Target	Right Foot	Pass
68	5 RIDHO Rizky	Incomplete - Blocked	Right Foot	Other
90	6 WALSH Sandy	On Target - Goal	Right Foot	Loose Ball

Crosses (Open Play)



Delivery Type



Attempted

12

Completed

4

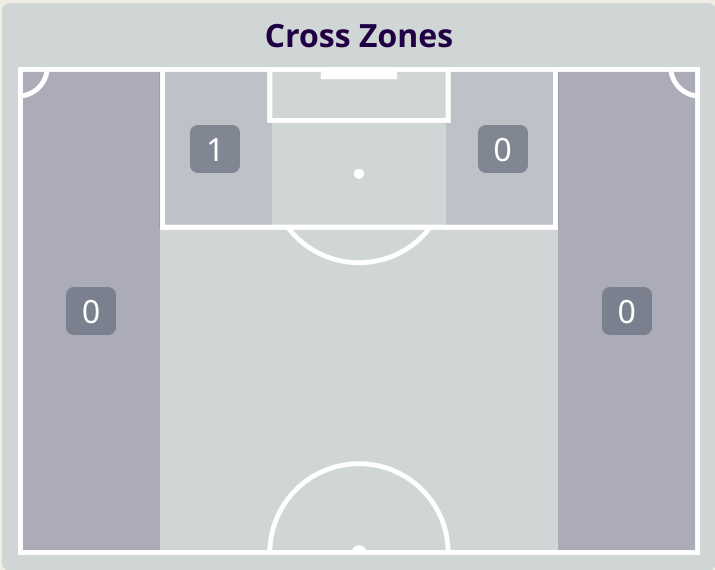
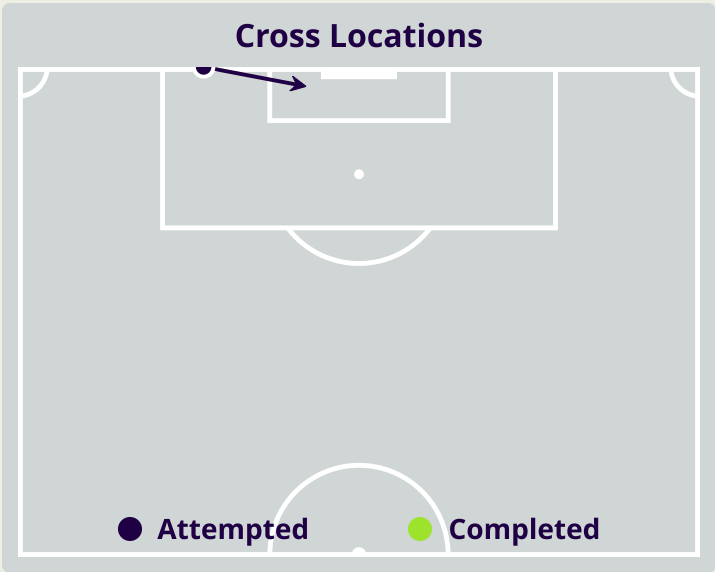
Most Crosses Attempted

4

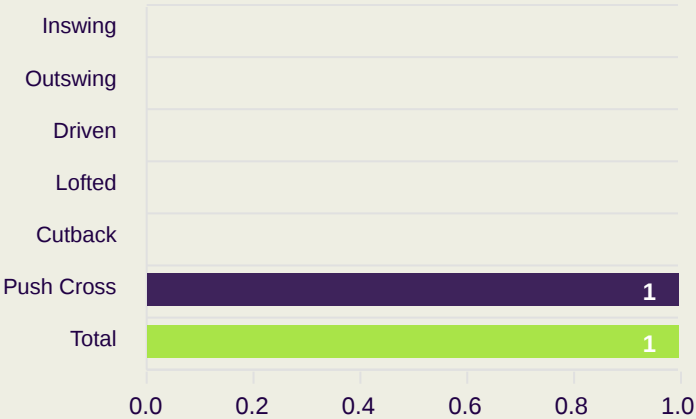
NAKAYAMA Yuta
LEFT BACK

#	Player	Inswing	Outswing	Driven	Lofted	Cutback	Push Cross	Total Attempted
23	SUZUKI Zion	0	0	0	0	0	0	0
6	ENDO Wataru	0	0	0	0	0	0	0
9	UEDA Ayase	0	0	0	0	0	0	0
10	DOAN Ritsu	0	0	0	1	0	1	2
13	NAKAMURA Keito	0	0	0	1	0	0	1
15	MACHIDA Koki	0	0	0	0	0	0	0
16	MAIKUMA Seiya	0	0	0	0	1	0	1
17	HATATE Reo	0	0	0	1	0	0	1
19	NAKAYAMA Yuta	0	0	3	1	0	0	4
20	KUBO Takefusa	0	0	0	1	0	1	2
22	TOMIYASU Takehiro	0	0	0	0	0	0	0
8	MINAMINO Takumi	0	0	0	0	0	0	0
14	ITO Junya	0	0	0	0	0	0	0
24	WATANABE Tsuyoshi	0	0	0	0	0	0	0
25	MAEDA Daizen	0	0	1	0	0	0	1
26	SANO Kaishu	0	0	0	0	0	0	0

Crosses (Open Play)



Delivery Type



Attempted

1

Completed

0

Most Crosses Attempted

1

FERDINAN Marselino
LEFT CENTRE MIDFIELD

#	Player	Inswing	Outswing	Driven	Lofted	Cutback	Push Cross	Total Attempted
21	ARI Ernando	0	0	0	0	0	0	0
2	SAYURI Yakob	0	0	0	0	0	0	0
4	AMAT Jordi	0	0	0	0	0	0	0
5	RIDHO Rizky	0	0	0	0	0	0	0
6	WALSH Sandy	0	0	0	0	0	0	0
7	FERDINAN Marselino	0	0	0	0	0	1	1
10	MAULANA VIKRI Egy	0	0	0	0	0	0	0
11	STRUICK Rafael	0	0	0	0	0	0	0
12	ARHAN Pratama	0	0	0	0	0	0	0
24	JENNER Ivar	0	0	0	0	0	0	0
25	HUBNER Justin	0	0	0	0	0	0	0
3	BAGGOTT Elkan	0	0	0	0	0	0	0
8	SULAEMAN Witan	0	0	0	0	0	0	0
15	KAMBUAYA Ricky	0	0	0	0	0	0	0

Offering to Receive



435

Total Offers Made

178

Total Offers Received

Most Offers

71

HATATE Reo

LEFT CENTRE MIDFIELD

211

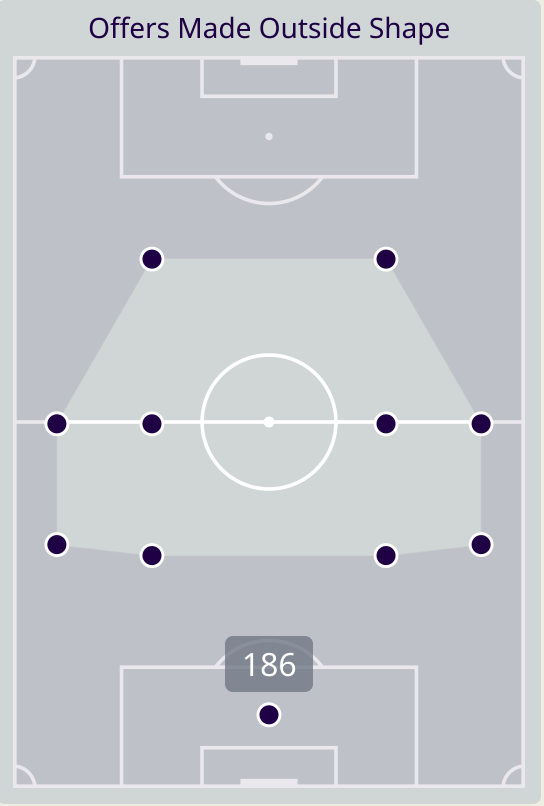
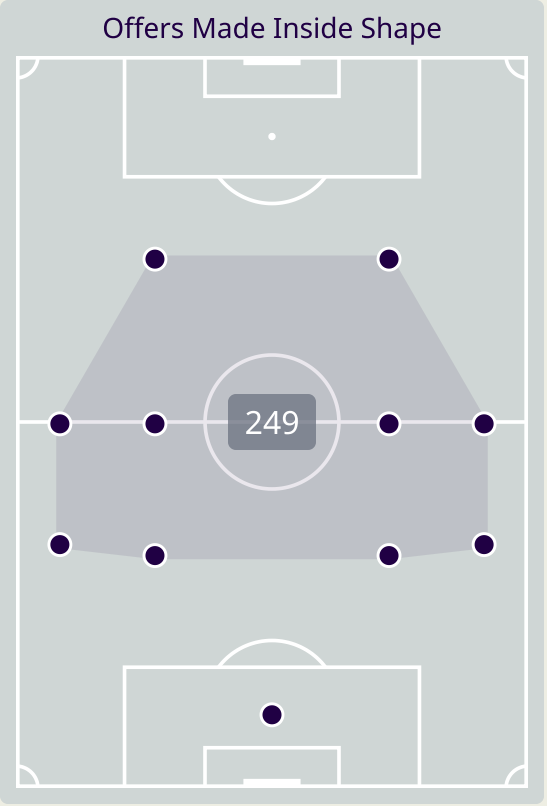
Offers Made in Final Third

186

Offers Made in Middle Third

38

Offers Made in Defensive Third



#	Player	Offers Made	Offers Received	% Made & Received
23	SUZUKI Zion	2	1	50%
6	ENDO Wataru	26	11	42.3%
9	UEDA Ayase	56	15	26.8%
10	DOAN Ritsu	27	13	48.1%
13	NAKAMURA Keito	56	19	33.9%
15	MACHIDA Koki	13	9	69.2%
16	MAIKUMA Seiya	50	20	40%
17	HATATE Reo	71	29	40.8%
19	NAKAYAMA Yuta	29	12	41.4%
20	KUBO Takefusa	44	17	38.6%
22	TOMIYASU Takehiro	20	12	60%
8	MINAMINO Takumi	10	3	30%
14	ITO Junya	1	1	100%
24	WATANABE Tsuyoshi	9	7	77.8%
25	MAEDA Daizen	15	5	33.3%
26	SANO Kaishu	6	4	66.7%

Offering to Receive

140

Total Offers Made

33

Total Offers Received

Most Offers

22

JENNER Ivar

RIGHT CENTRE MIDFIELD

52

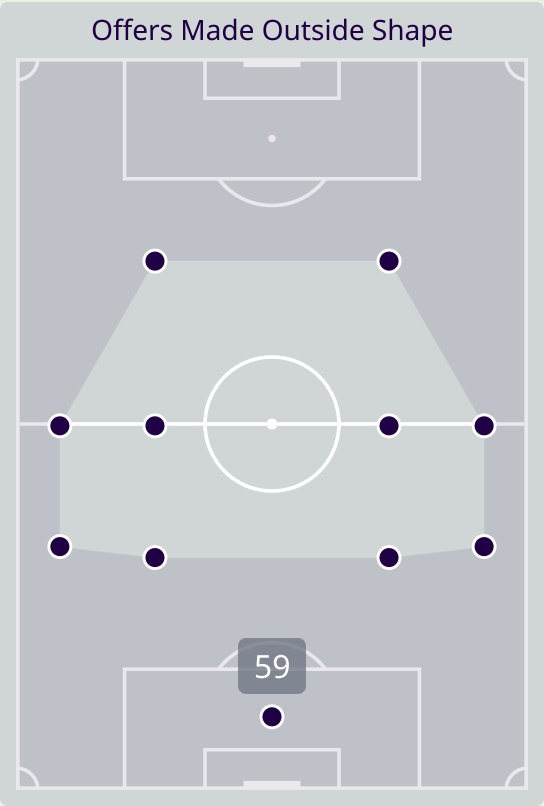
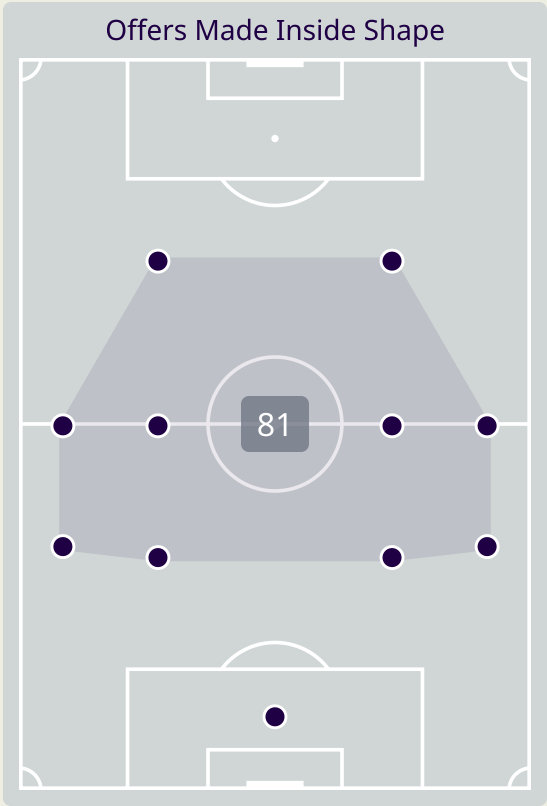
Offers Made in Final Third

63

Offers Made in Middle Third

25

Offers Made in Defensive Third



Indonesia

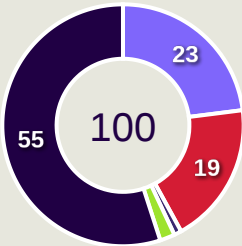
#	Player	Offers Made	Offers Received	% Made & Received
21	ARI Ernando	2	0	0%
2	SAYURI Yakob	8	1	12.5%
4	AMAT Jordi	2	0	0%
5	RIDHO Rizky	7	3	42.9%
6	WALSH Sandy	12	0	0%
7	FERDINAN Marselino	20	7	35%
10	MAULANA VIKRI Egy	13	4	30.8%
11	STRUICK Rafael	20	2	10%
12	ARHAN Pratama	16	7	43.8%
24	JENNER Ivar	22	5	22.7%
25	HUBNER Justin	2	1	50%
3	BAGGOTT Elkan	5	0	0%
8	SULAEMAN Witan	10	3	30%
15	KAMBUAYA Ricky	1	0	0%

Movement to Receive

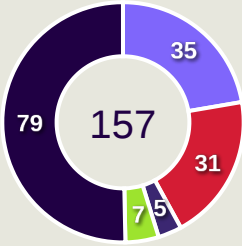


Movement Types by Phase

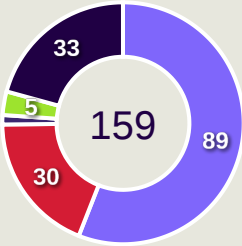
Final Third Phase



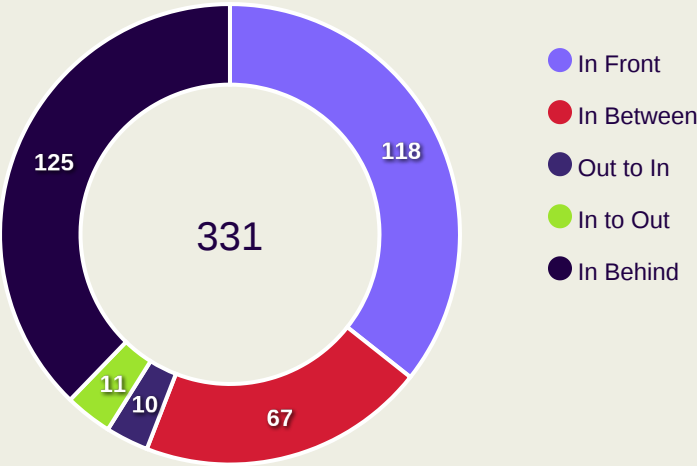
Progression Phase



Build Up Phase



All Movement Types

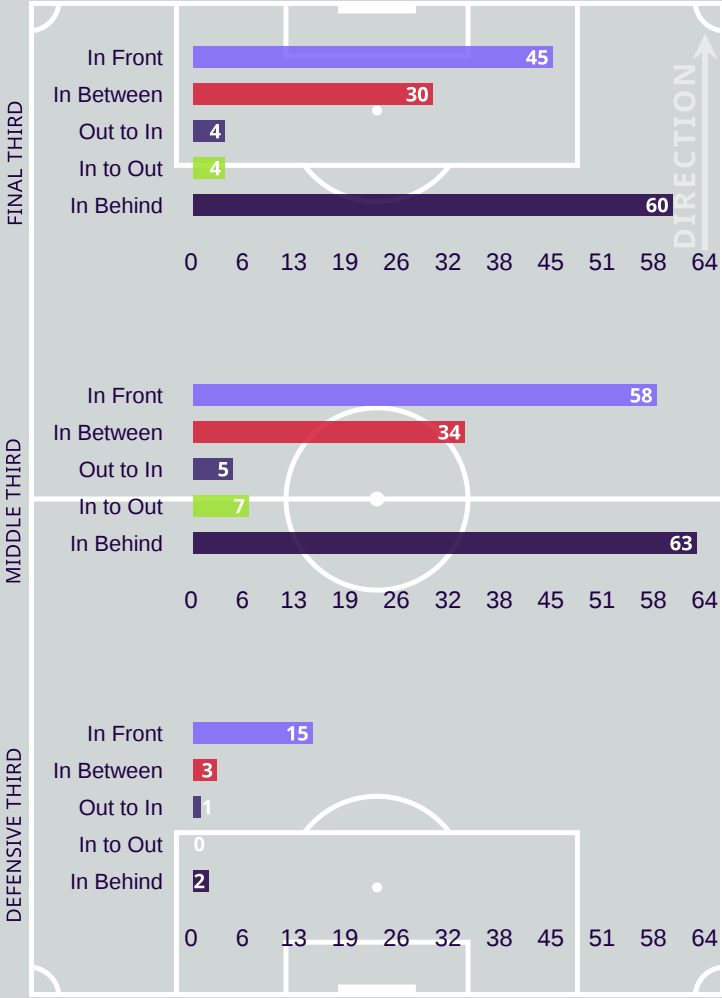


- In Front
- In Between
- Out to In
- In to Out
- In Behind

Top Ranked Players

Type	Player	Movements
In Front	17 HATATE Reo	28
In Between	17 HATATE Reo	17
Out to In	17 HATATE Reo	5
In to Out	17 HATATE Reo	5
In Behind	9 UEDA Ayase	38

Movement Types Pitch Third

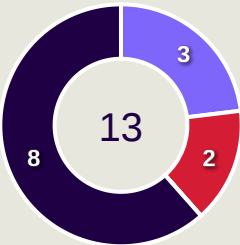


Movement to Receive

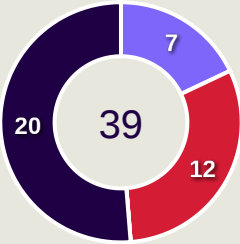


Movement Types by Phase

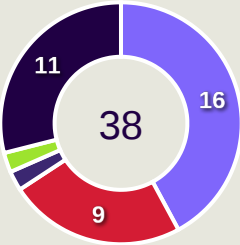
Final Third Phase



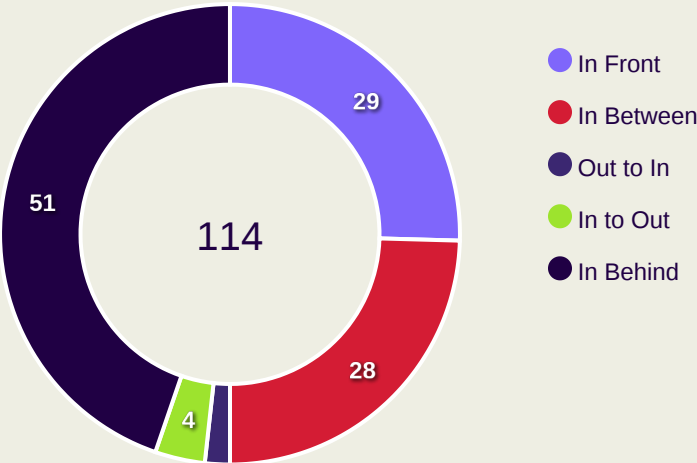
Progression Phase



Build Up Phase



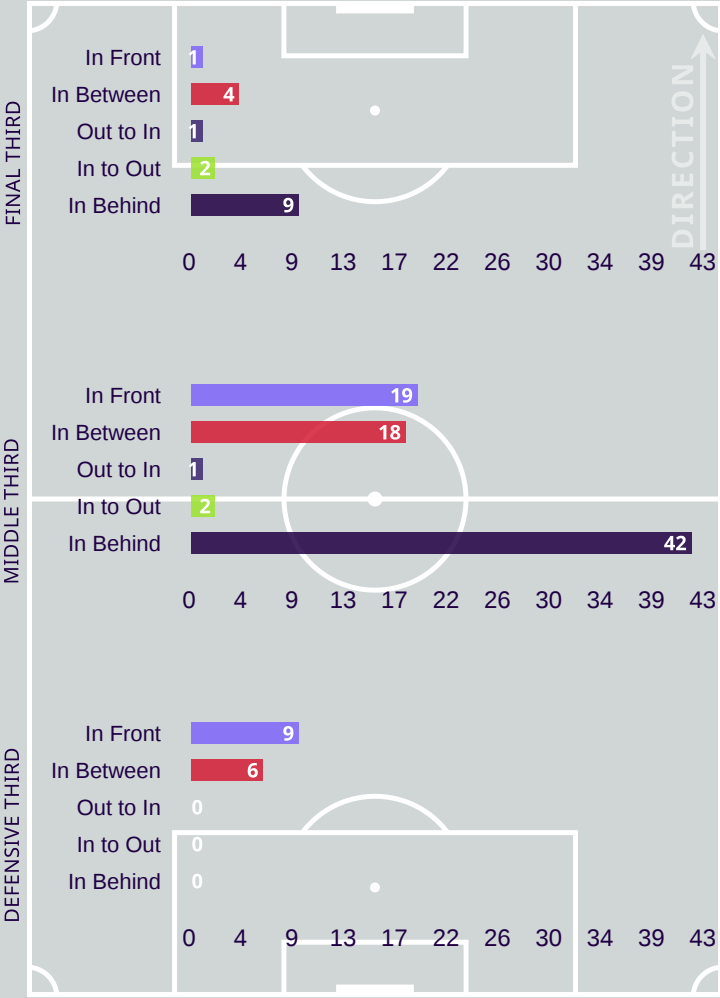
All Movement Types



Top Ranked Players

Type	Player	Movements
In Front	24 JENNER Ivar	11
In Between	7 FERDINAN Marselino	7
Out to In	7 FERDINAN Marselino	1
In to Out	7 FERDINAN Marselino	2
In Behind	11 STRUICK Rafael	15

Movement Types Pitch Third



OUT OF POSSESSION



Japan v Indonesia

Defensive Actions

54

Forced Turnovers

46

Possession Regained

8

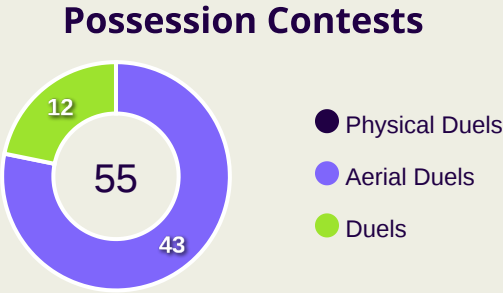
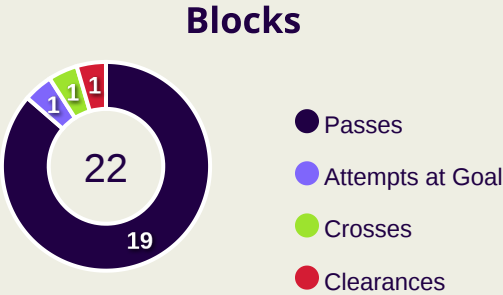
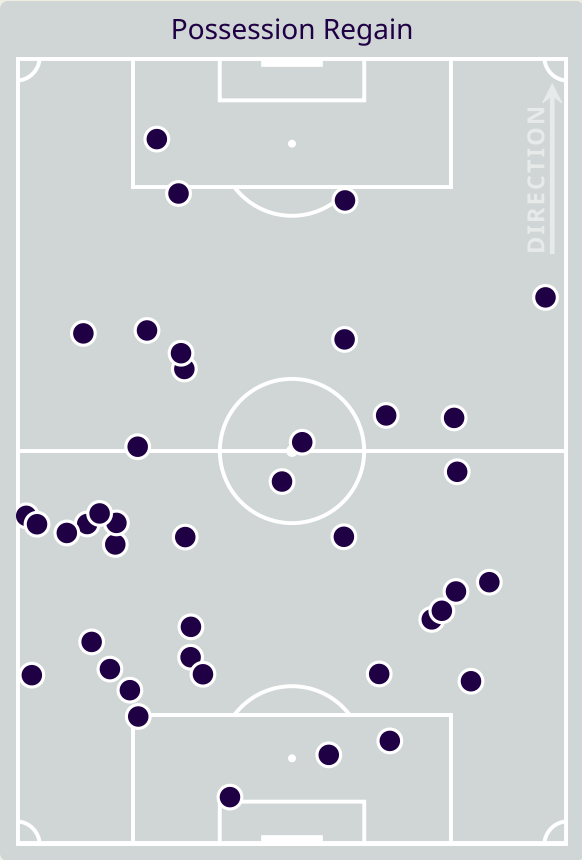
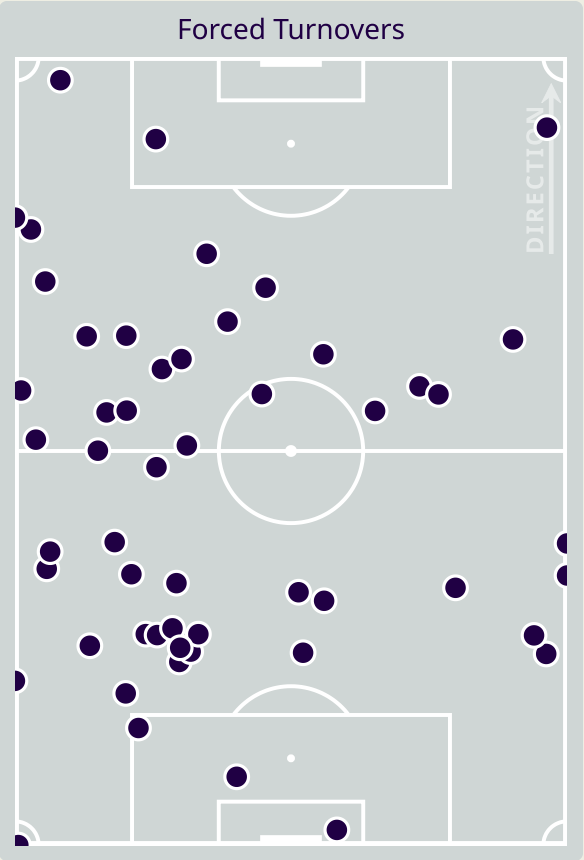
Interceptions

20

Tackles

7.76

Possession Actions / Defensive Action



Most Possession Regains

11

TOMIYASU Takehiro

RIGHT CENTRE BACK



#	Player	Total Possession Regains
23	SUZUKI Zion	3
6	ENDO Wataru	8
9	UEDA Ayase	0
10	DOAN Ritsu	0
13	NAKAMURA Keito	1
15	MACHIDA Koki	8
16	MAIKUMA Seiya	5
17	HATATE Reo	1
19	NAKAYAMA Yuta	6
20	KUBO Takefusa	2
22	TOMIYASU Takehiro	11
8	MINAMINO Takumi	0
14	ITO Junya	0
24	WATANABE Tsuyoshi	1
25	MAEDA Daizen	0
26	SANO Kaishu	0

Defensive Actions

67

Forced Turnovers

46

Possession Regained

5

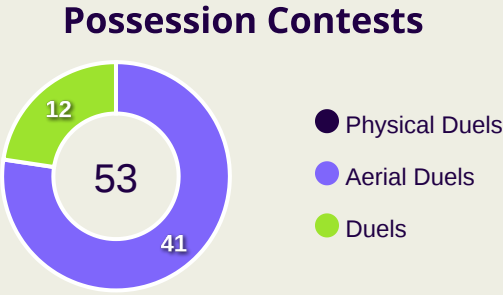
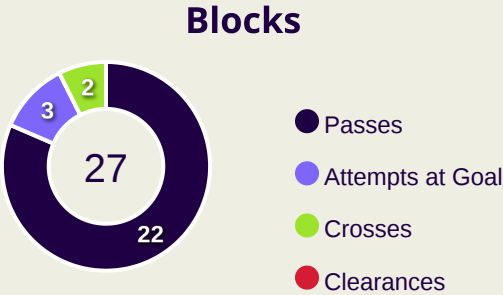
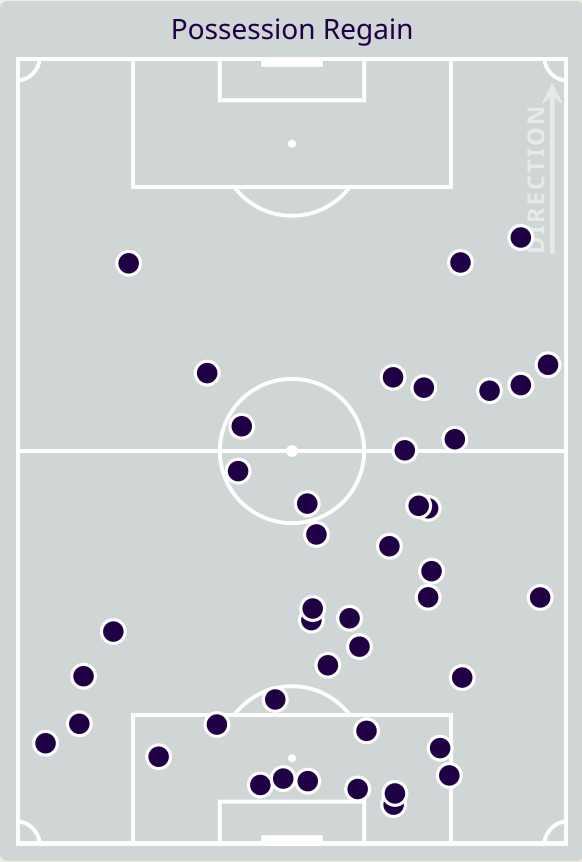
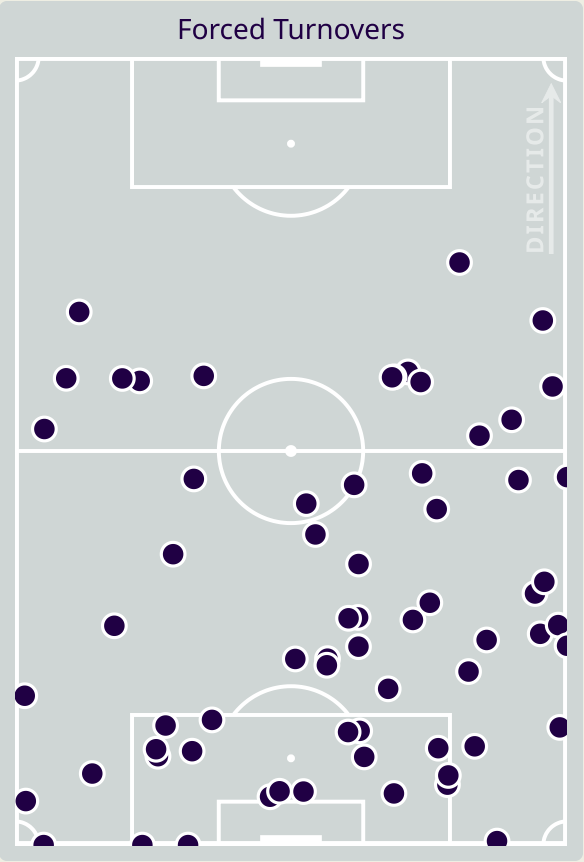
Interceptions

37

Tackles

2.15

Possession Actions / Defensive Action



Most Possession Regains

8

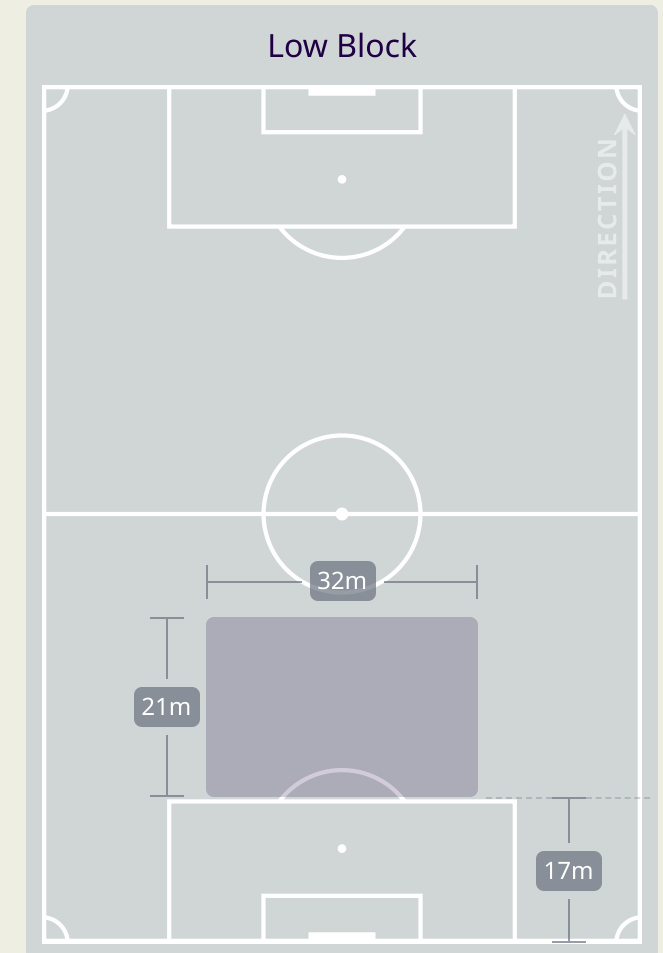
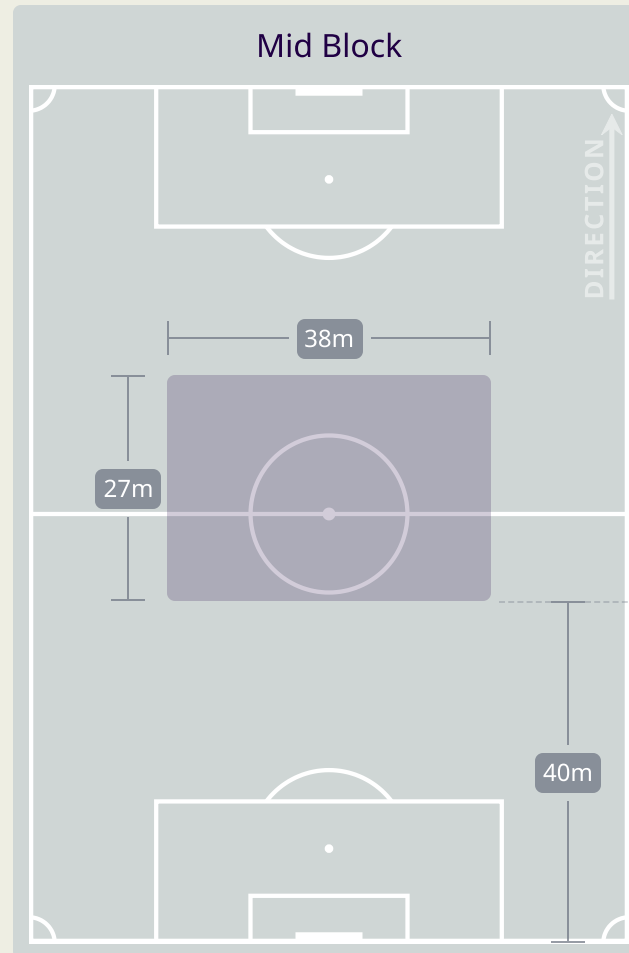
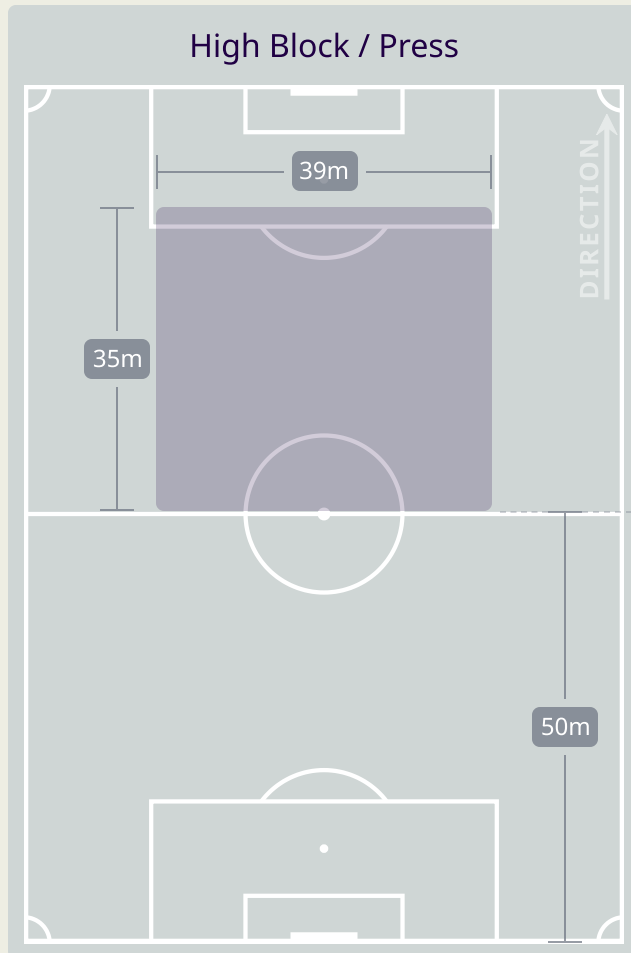
AMAT Jordi
CENTRE BACK

Indonesia

#	Player	Total Possession Regains
21	ARI Ernando	6
2	SAYURI Yakob	0
4	AMAT Jordi	8
5	RIDHO Rizky	4
6	WALSH Sandy	4
7	FERDINAN Marselino	4
10	MAULANA VIKRI Egy	1
11	STRUICK Rafael	1
12	ARHAN Pratama	1
24	JENNER Ivar	8
25	HUBNER Justin	5
3	BAGGOTT Elkan	0
8	SULAEMAN Witan	3
15	KAMBUAYA Ricky	1

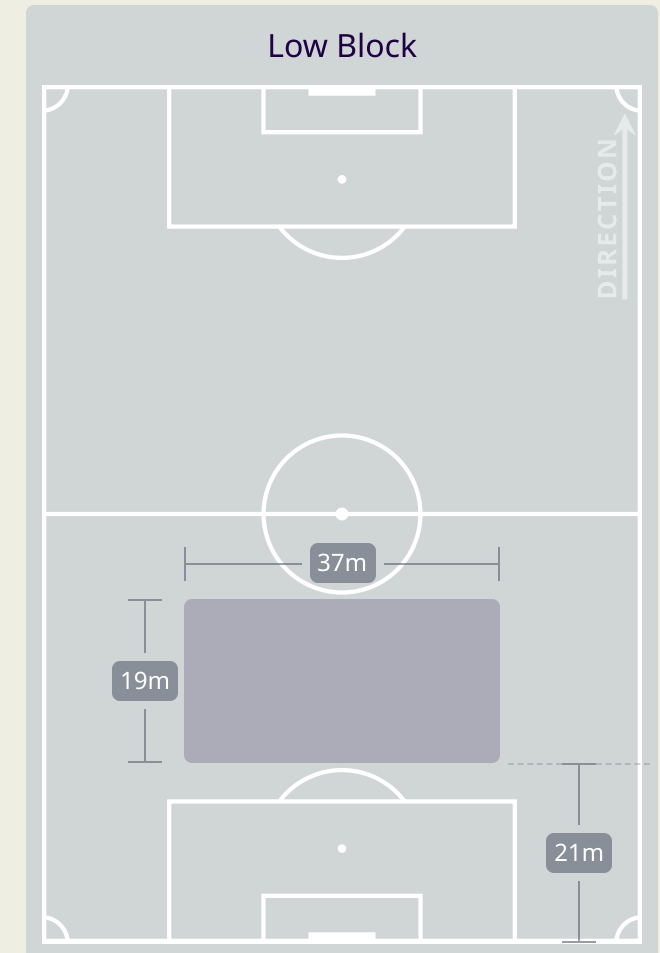
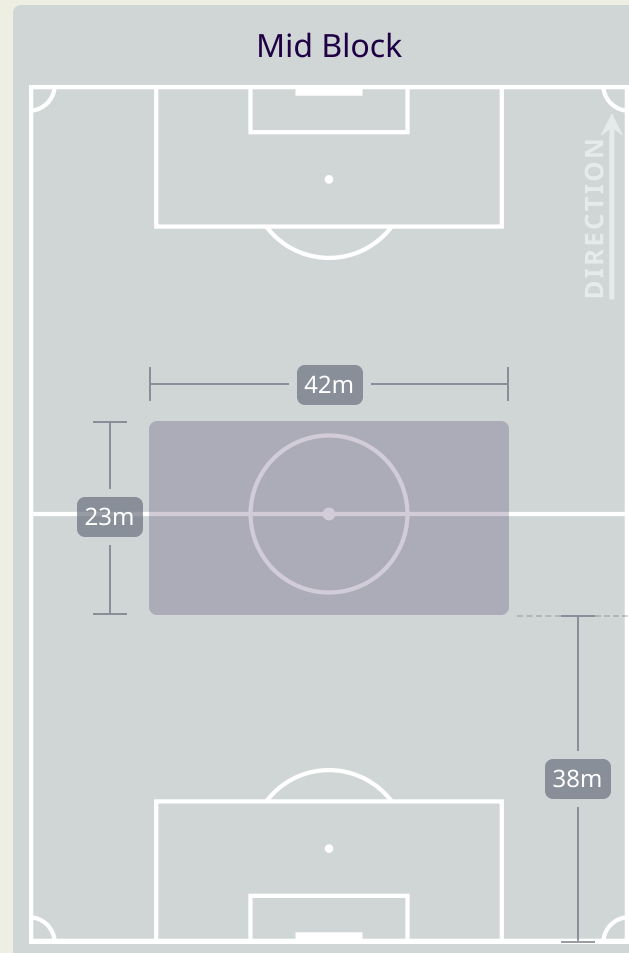
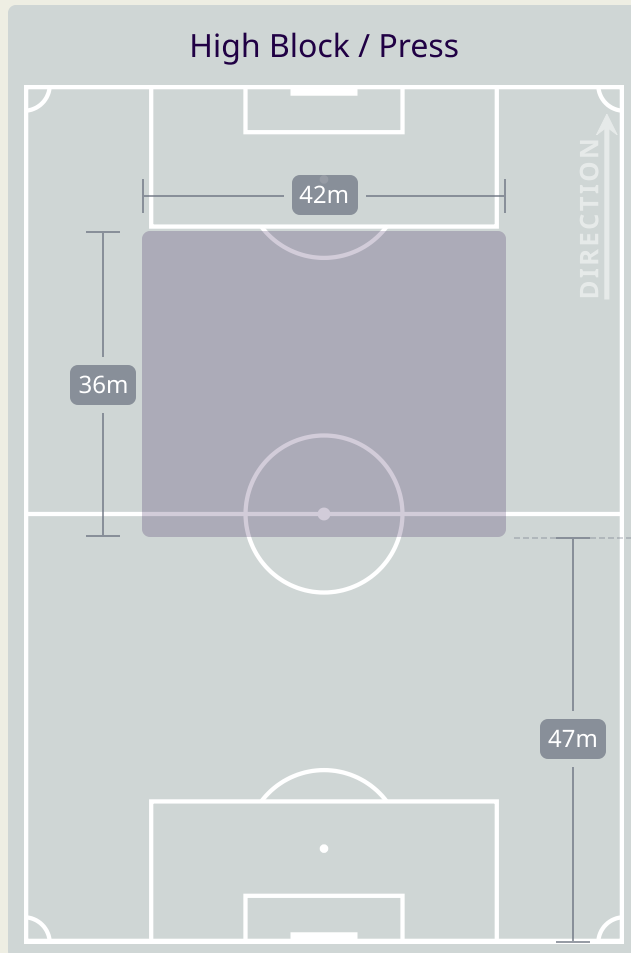
Defensive Line Height & Team Length

Japan



Defensive Line Height & Team Length

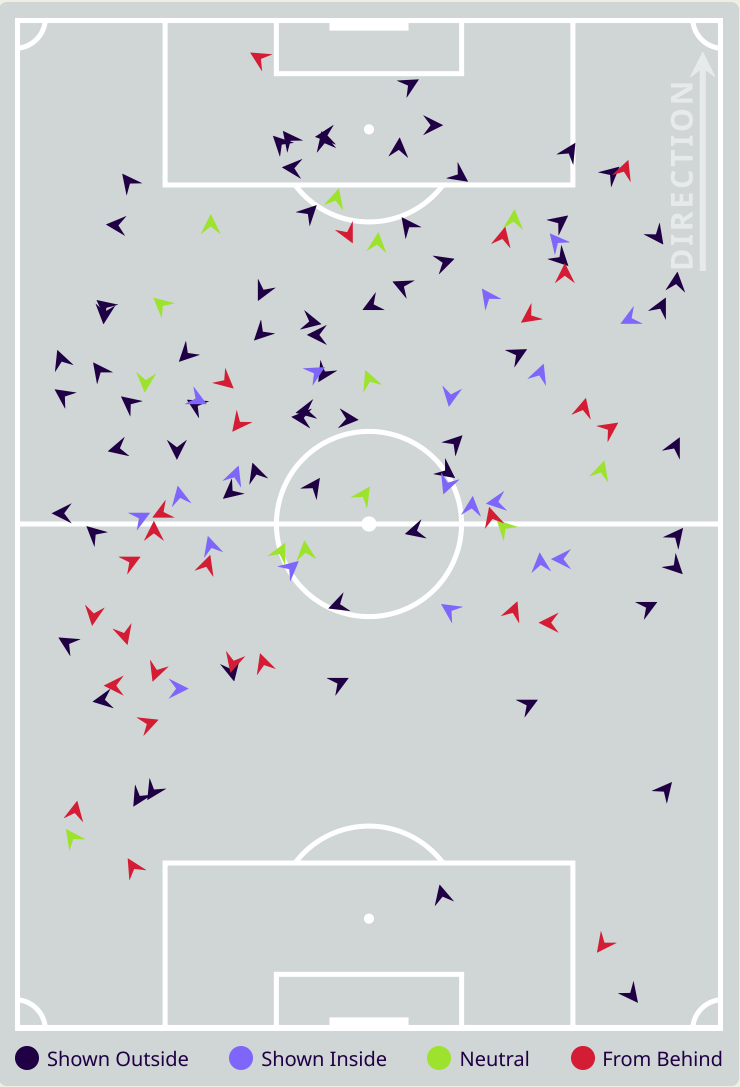
Indonesia



Defensive Pressure



Japan



124	Total Pressures	323
29	Direct Pressures	55
1.37s	Avg Pressure Duration	1.42s
54	Forced Turnovers	67
6.89s	Ball Recovery Time	15.17s
41	Pushing on into Pressing	156
109	Pushing on	344
19	Pressing Direction Inside	48
65	Pressing Direction Outside	181

Most Direct Pressures

5

HATATE Reo

LEFT CENTRE MIDFIELD

Most Direct Pressures

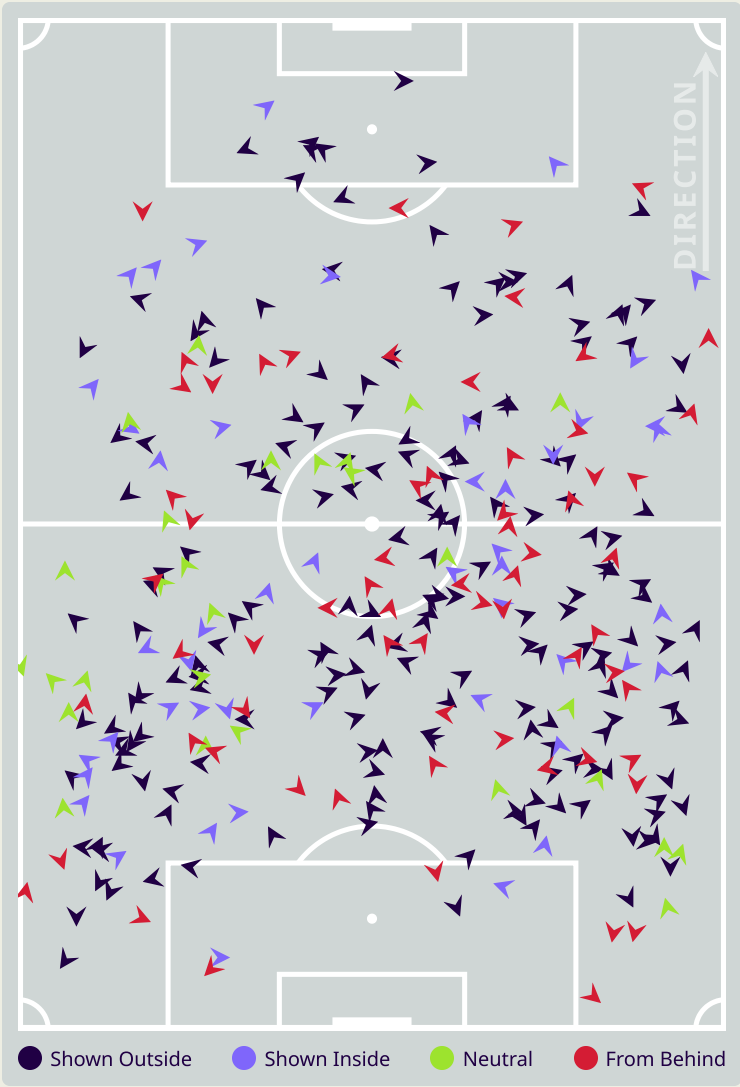
11

FERDINAN Marselino

LEFT CENTRE MIDFIELD

Indonesia





GOALKEEPING



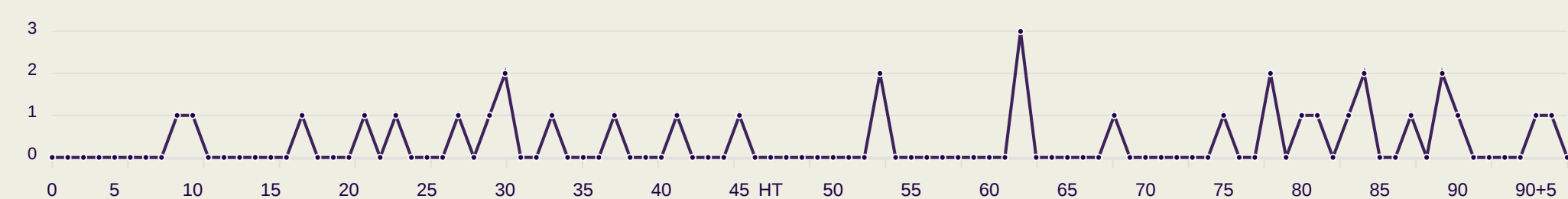
Japan v Indonesia

Goalkeeping Involvement



Japan

Japan GK Involvement Timeline



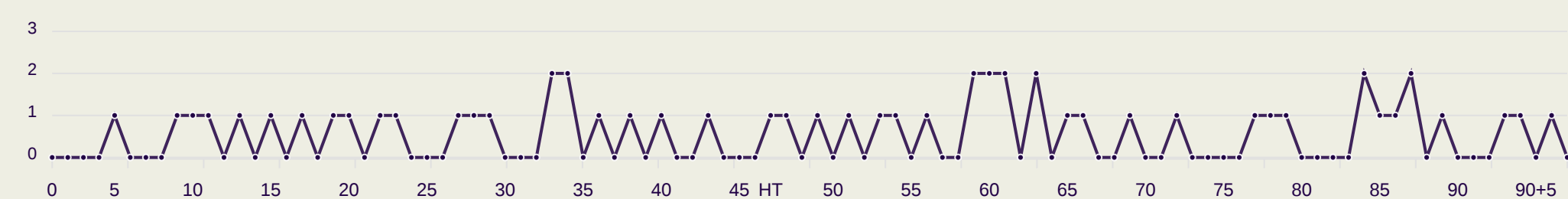
34

Total Involvements



Indonesia

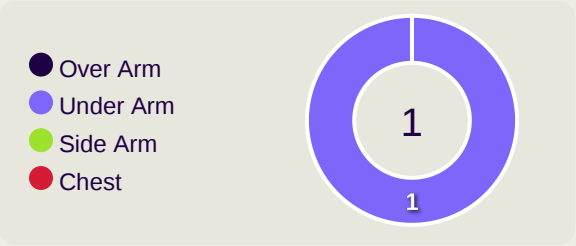
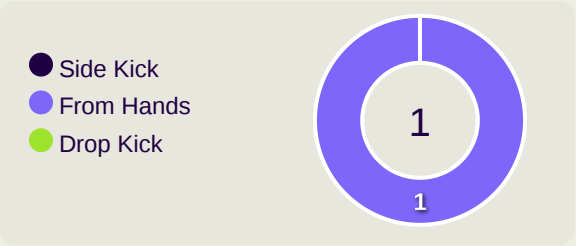
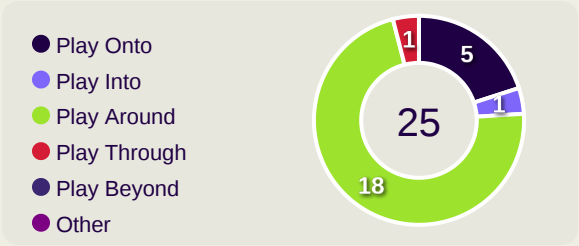
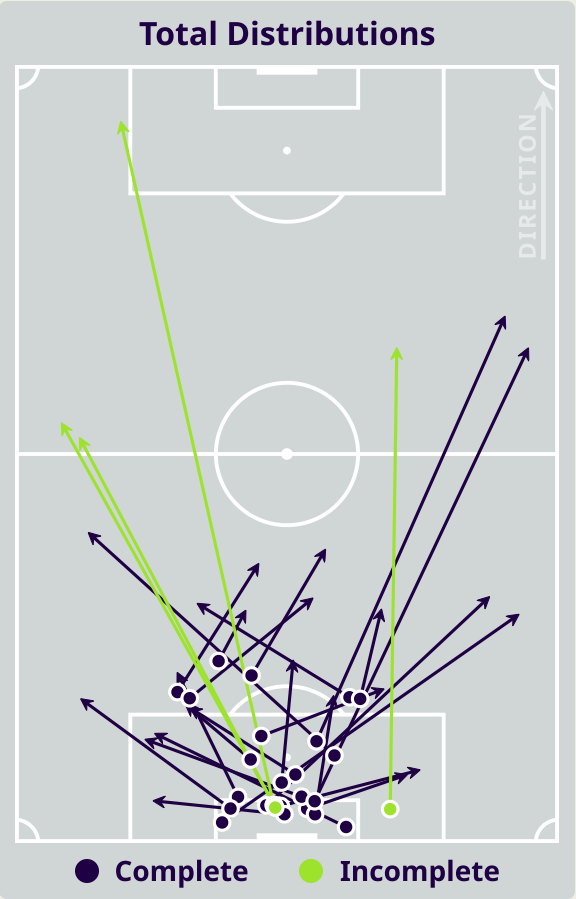
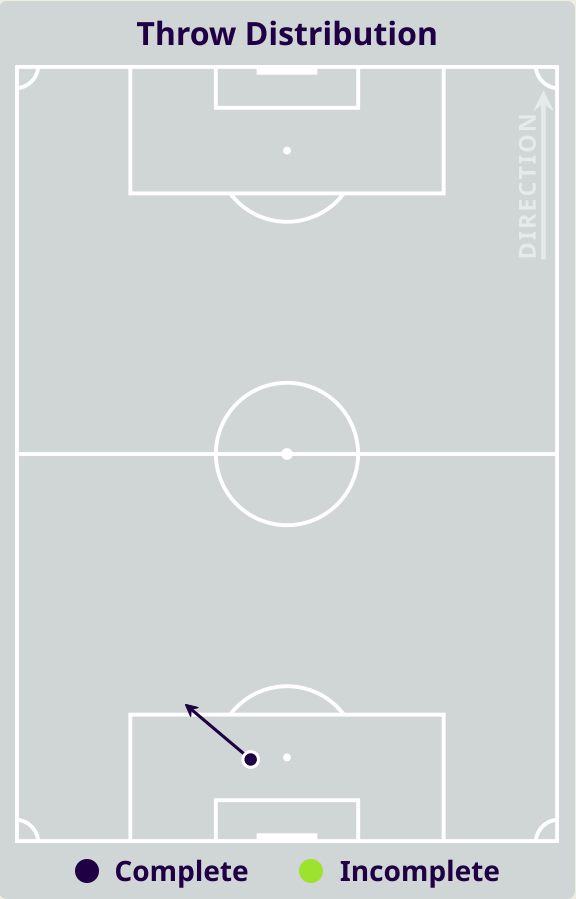
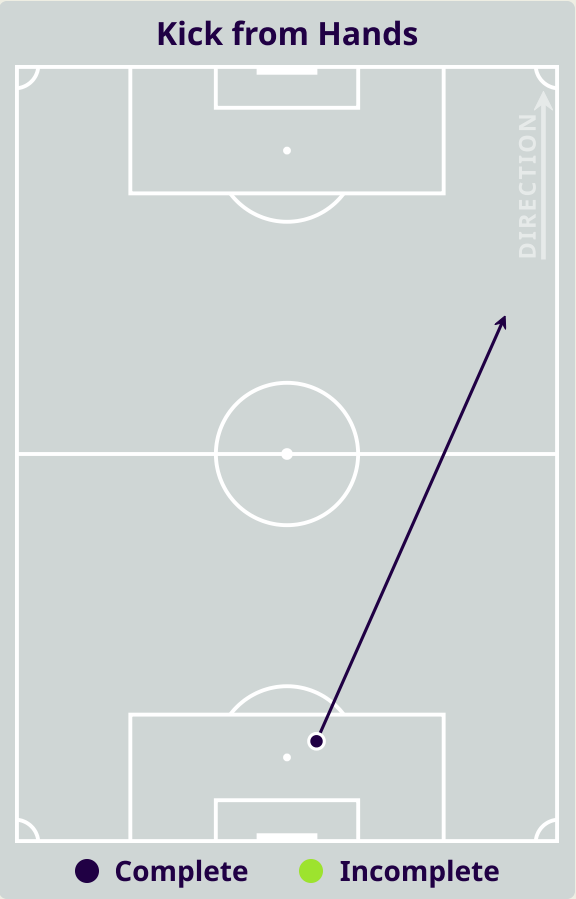
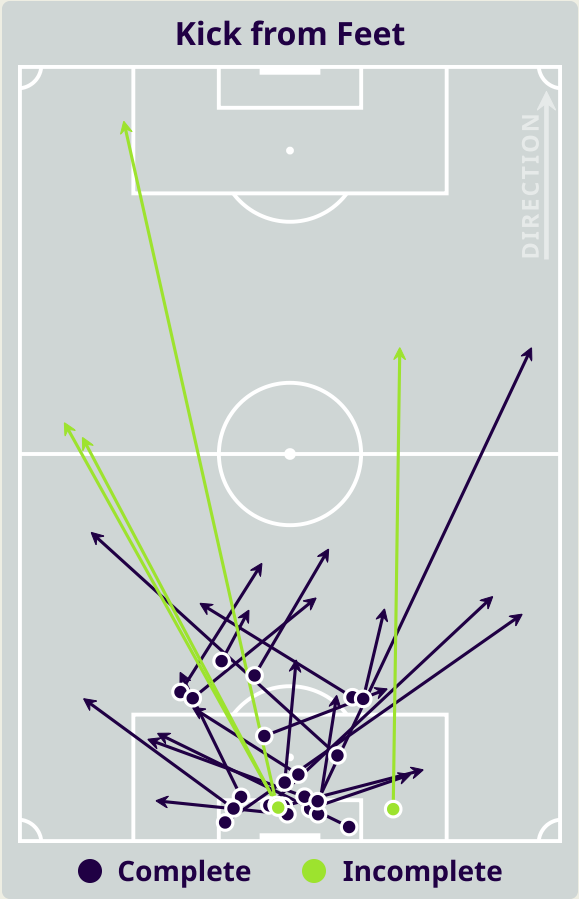
Indonesia GK Involvement Timeline



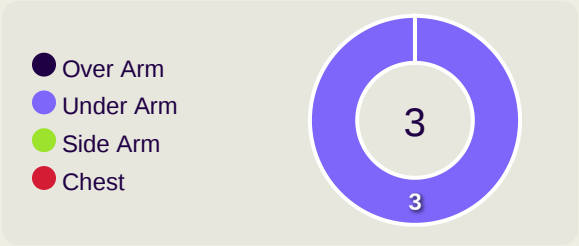
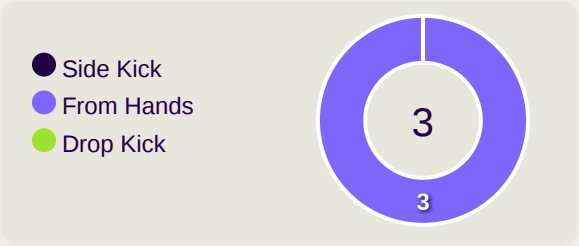
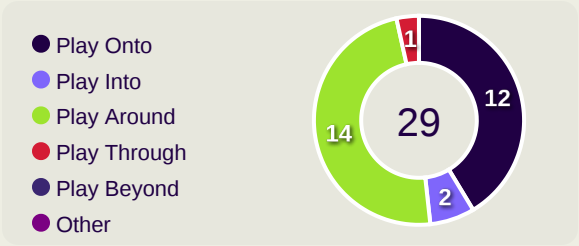
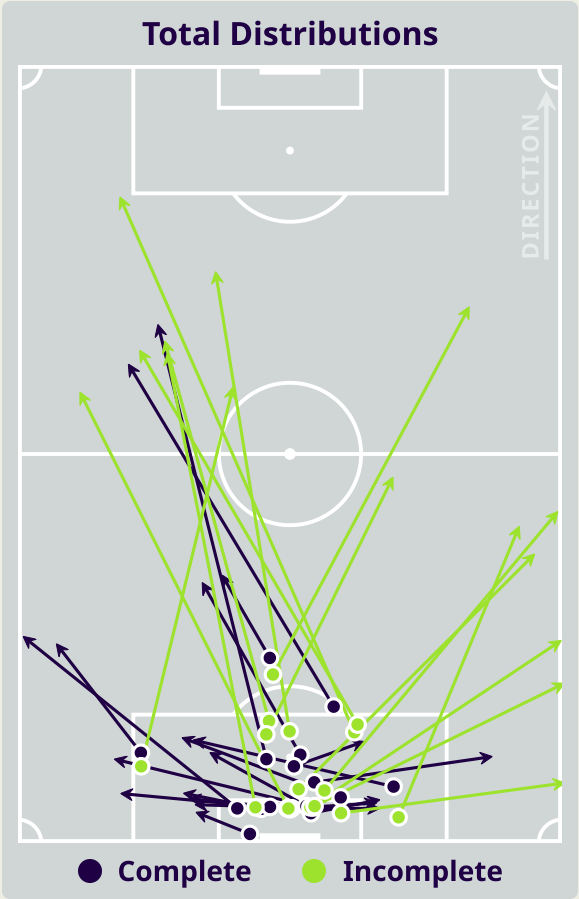
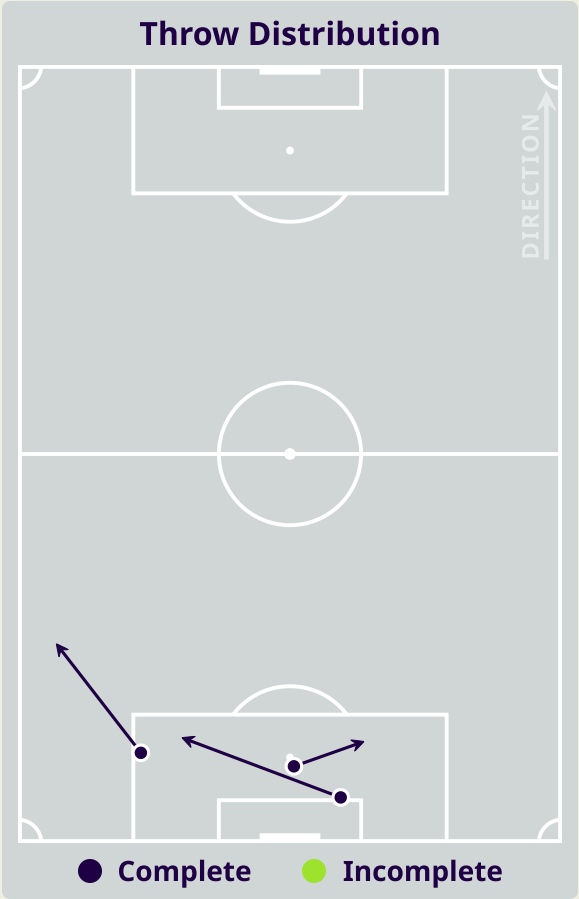
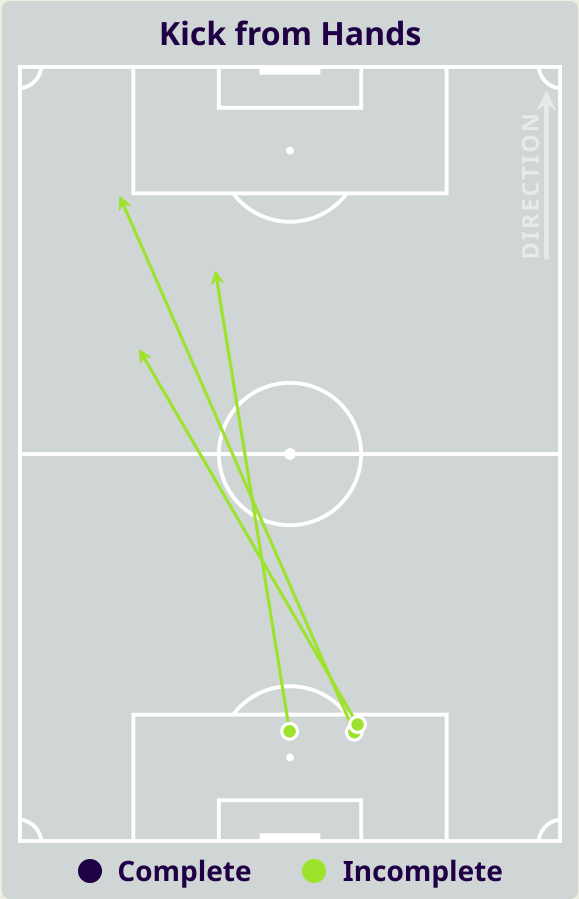
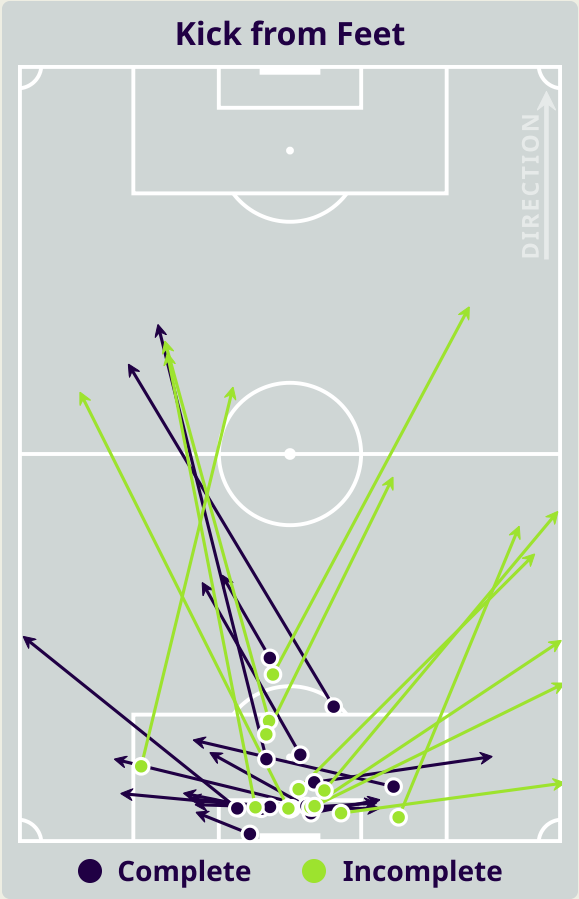
56

Total Involvements

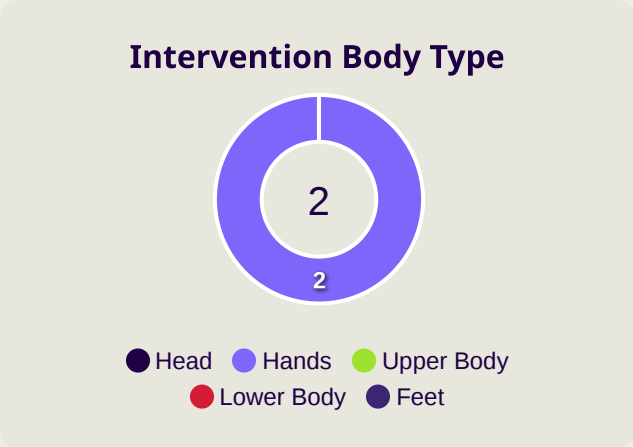
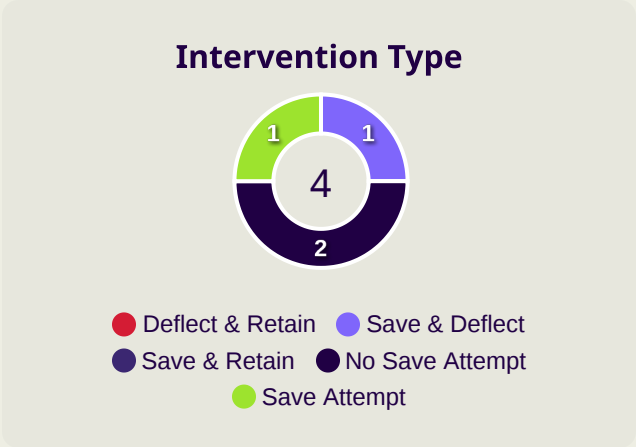
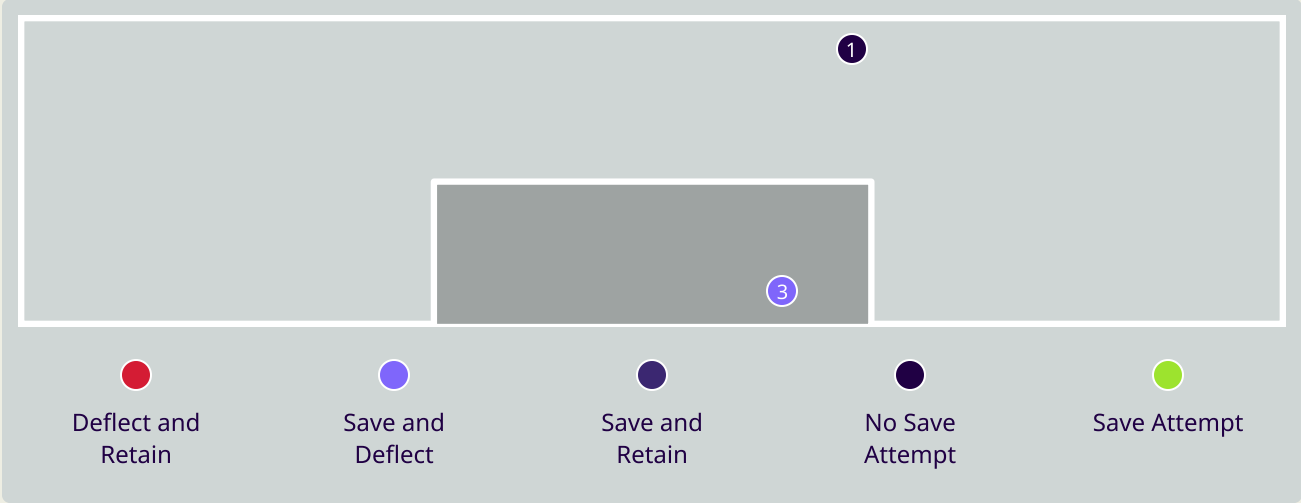
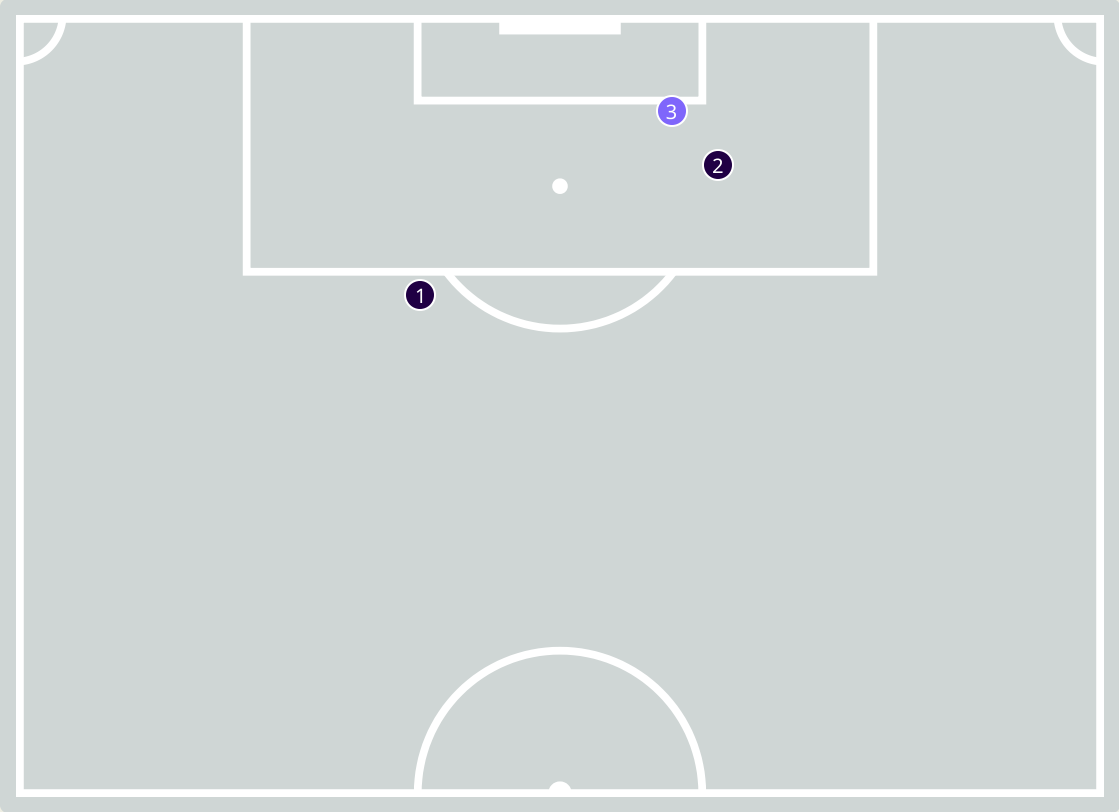
Goalkeeping Distribution



Goalkeeping Distribution

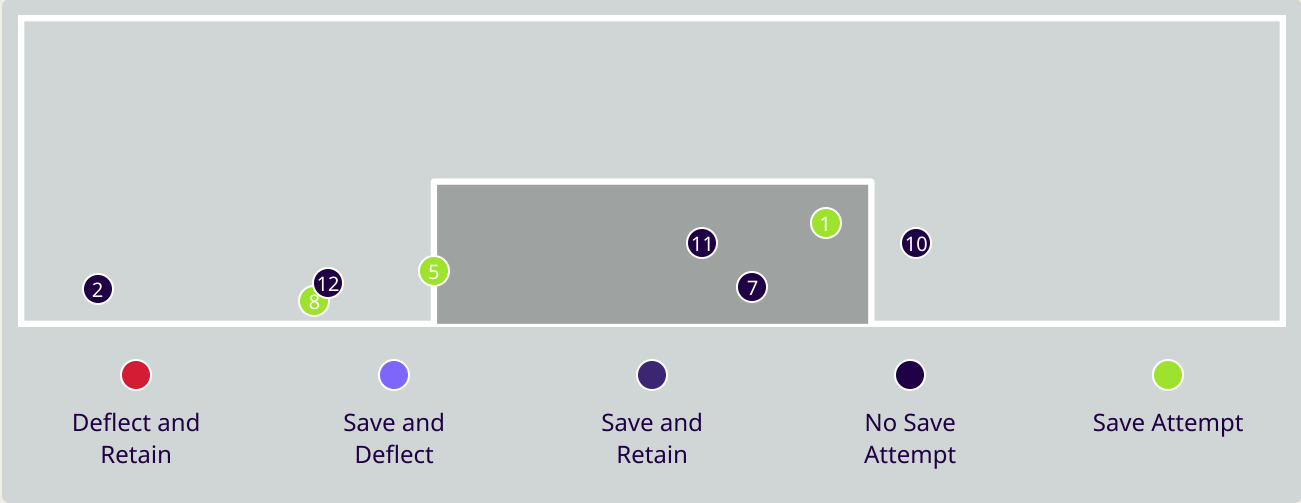
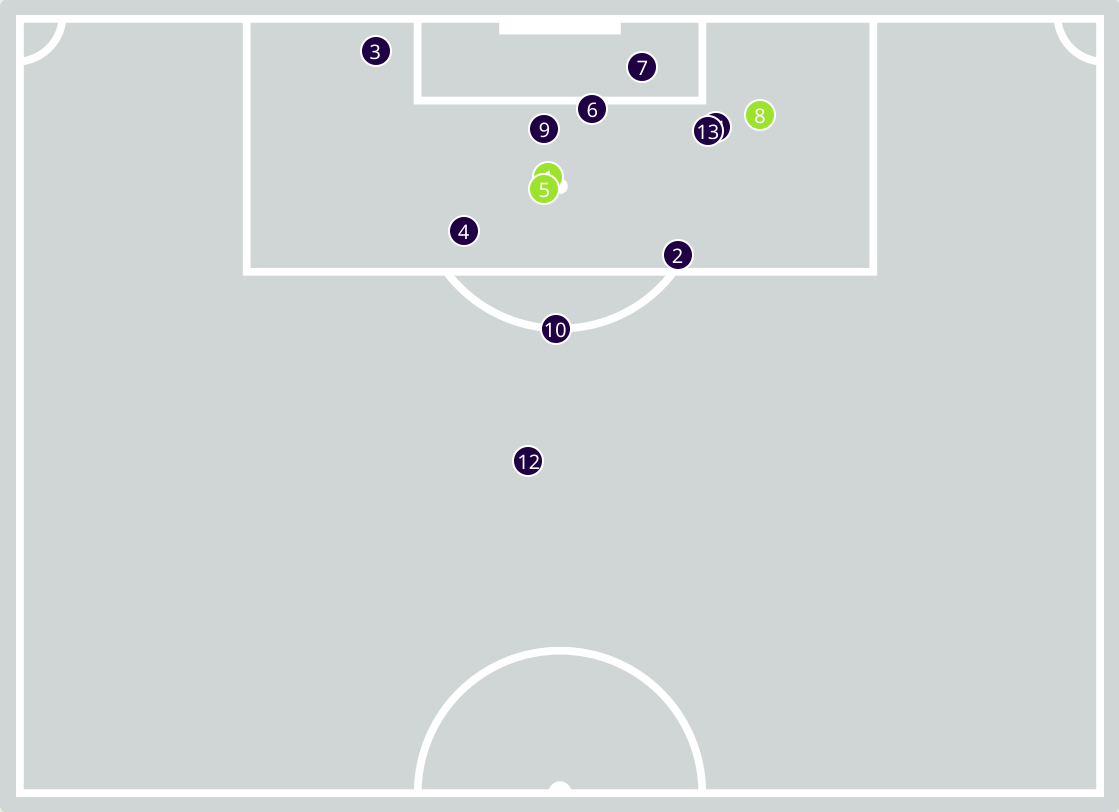


Goal Prevention



Total Attempts on Goal Faced	Total Goal Interventions	Save & Retain	Deflect & Retain	Save & Deflect	Save Attempt	No Save Attempt
4	1	0	0	1	1	2

Goal Prevention

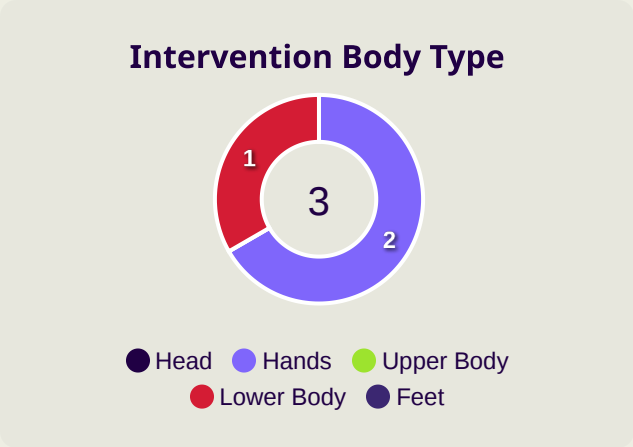
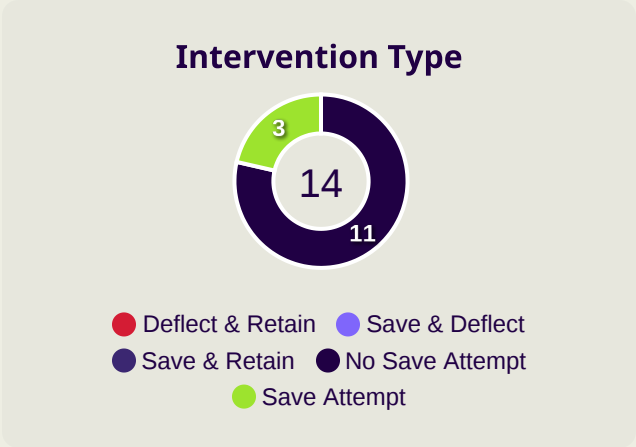


14

Total Attempts on Goal Faced

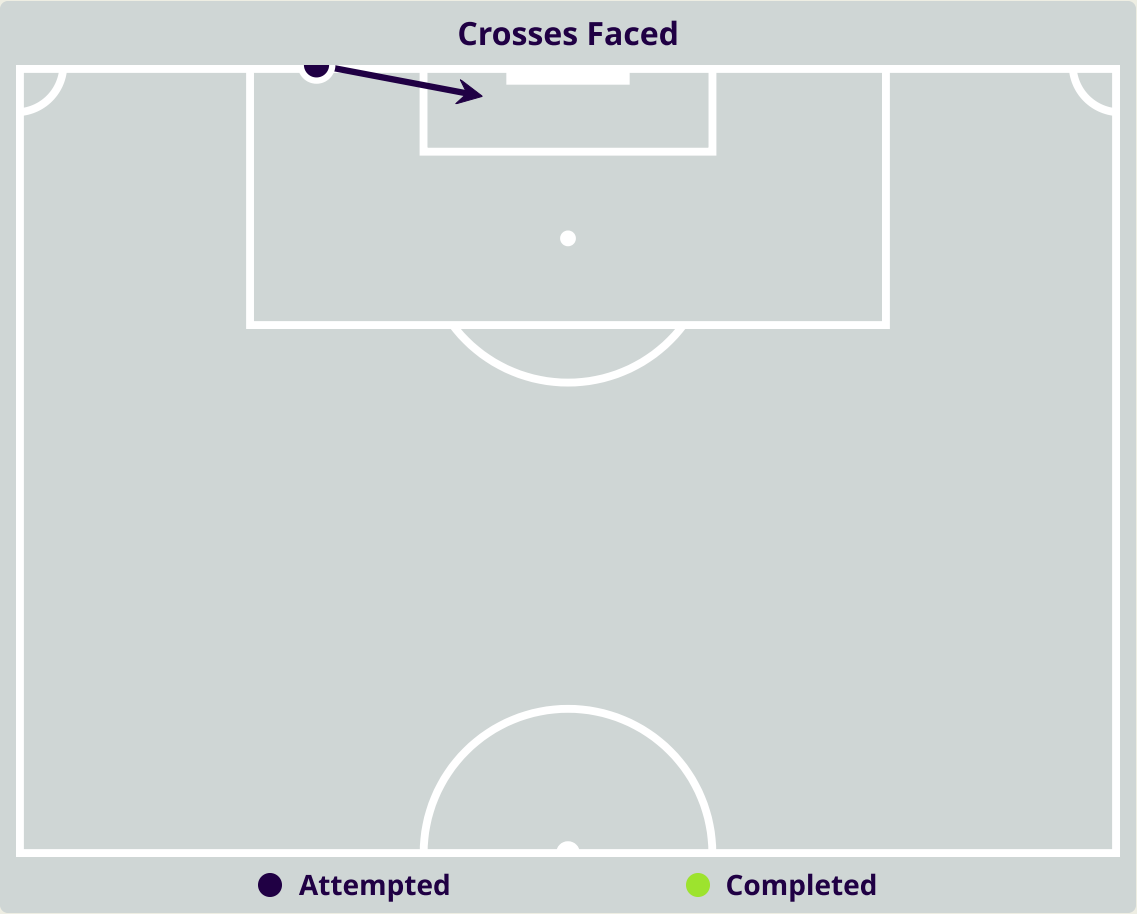
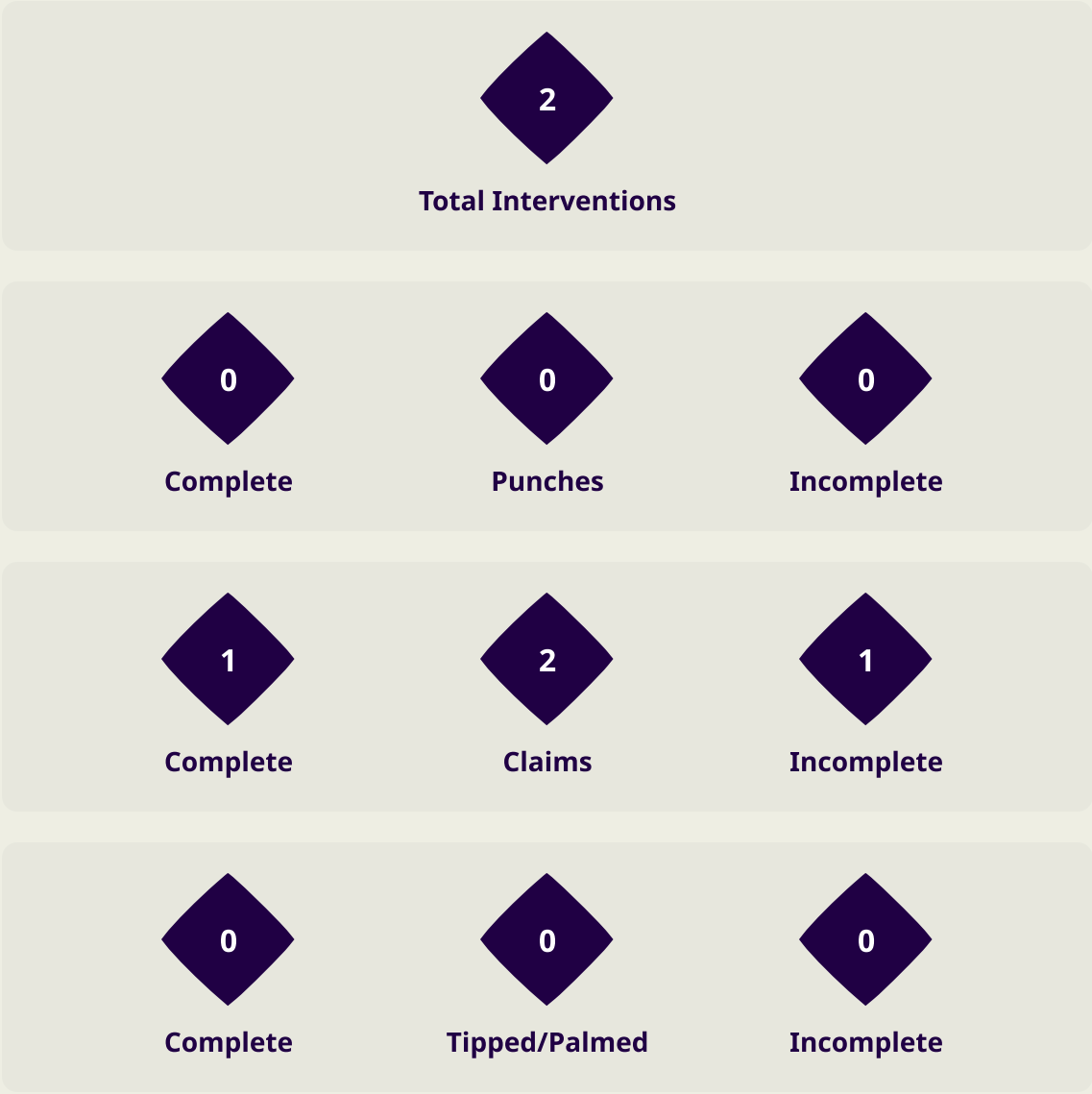
0

Save %



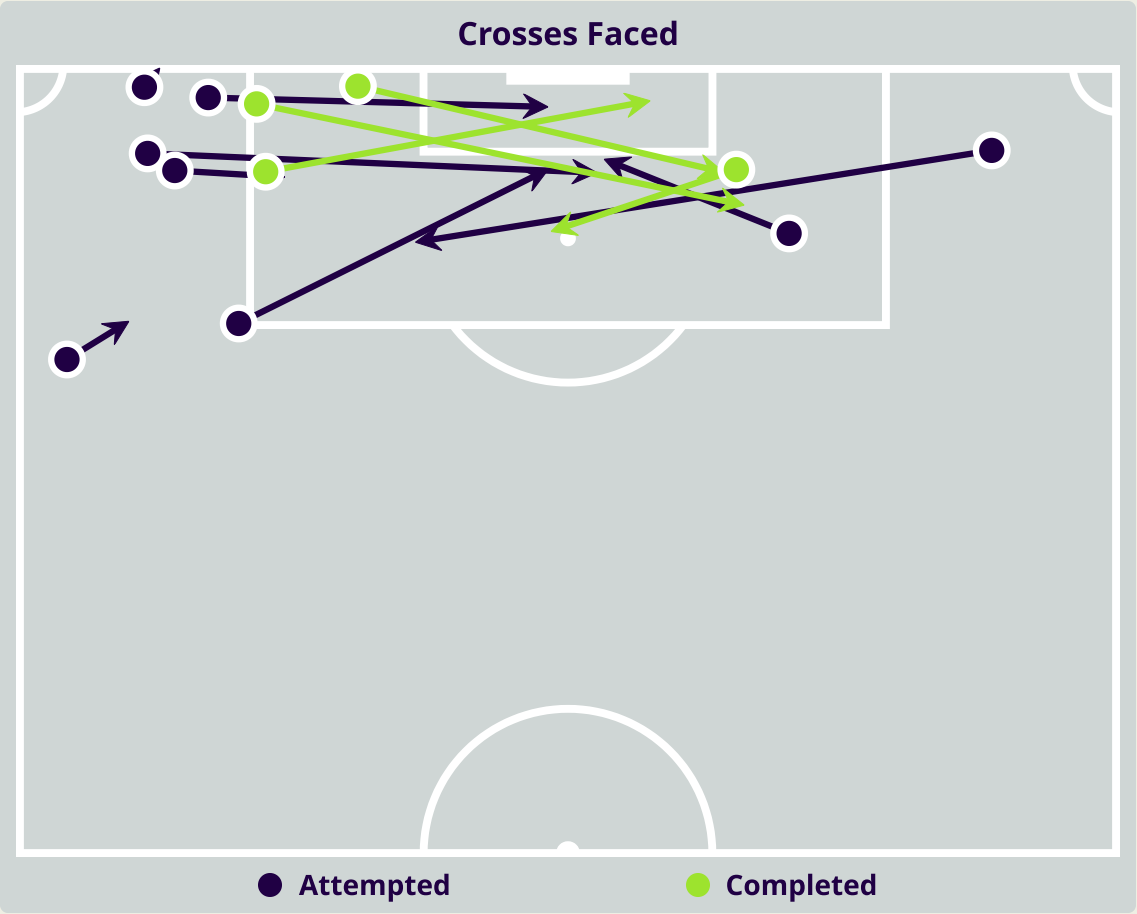
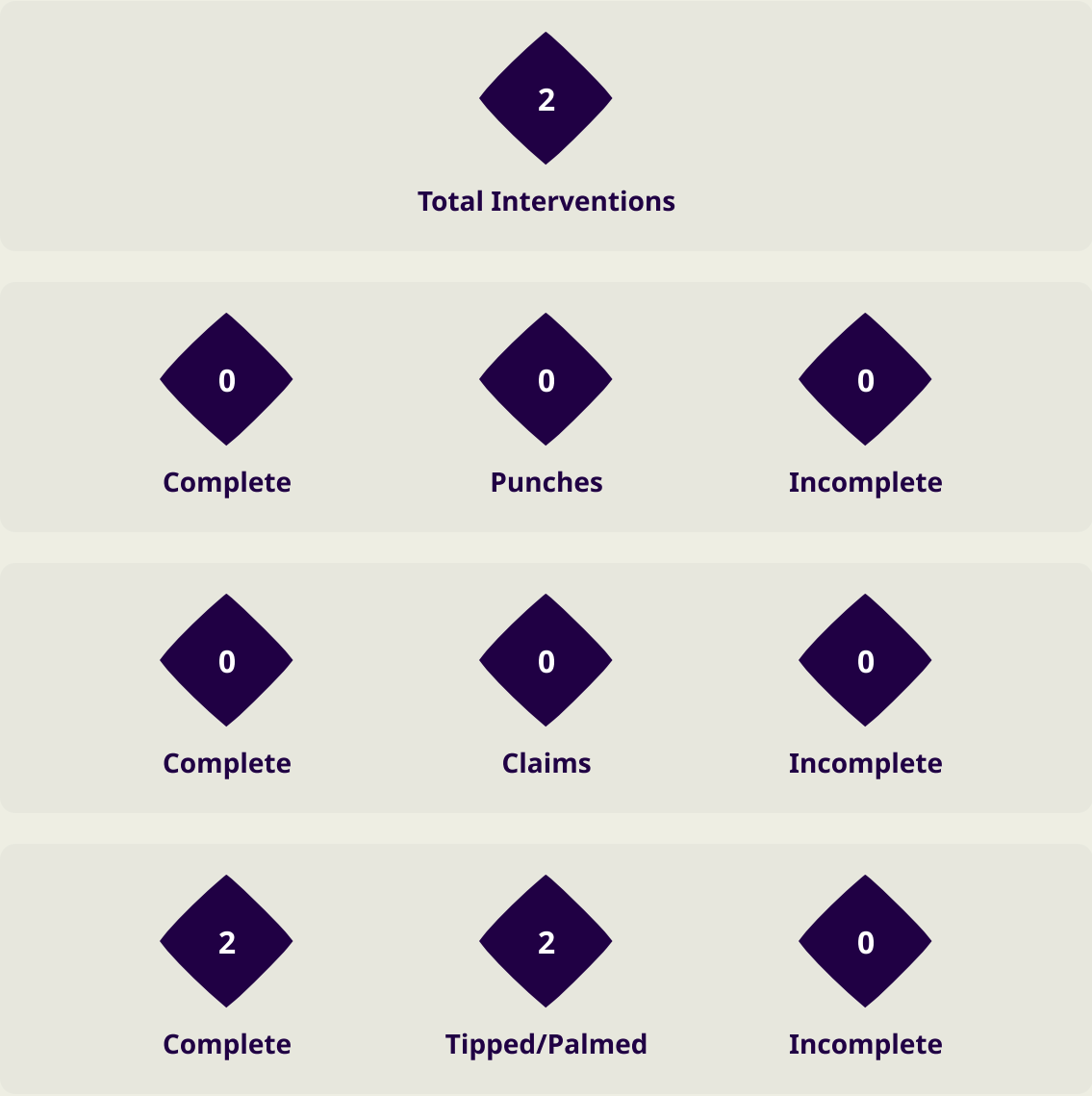
Total Attempts on Goal Faced	Total Goal Interventions	Save & Retain	Deflect & Retain	Save & Deflect	Save Attempt	No Save Attempt
14	0	0	0	0	3	11

Aerial Control



Delivery Types Faced						
Total	In Swing	Out Swing	Driven	Lofted	Cutback	Push
3	1	0	0	0	0	2

Aerial Control



Delivery Types Faced

Total	In Swing	Out Swing	Driven	Lofted	Cutback	Push
18	0	4	4	6	1	3

SET PLAYS



Japan v Indonesia

Set Plays



Free Kicks	
Type	Total
Direct	11
Direct (on target)	0
Direct (off target)	0
Indirect	2

Corners			
Delivery Type	From Left Side	From Right Side	Total
Direct to Area	3	1	4
Short	0	0	0

Edge of Penalty Area	0	0	0
----------------------	---	---	---

Corners	
Delivery Style	Total
Inswing	0
Outswing	3
Driven	0

Set Plays



Free Kicks	
Type	Total
Direct	15
Direct (on target)	0
Direct (off target)	0
Indirect	2

Indonesia

Corners			
Delivery Type	From Left Side	From Right Side	Total
Direct to Area	1	0	1
Short	0	0	0

Edge of Penalty Area	0	0	0
----------------------	---	---	---

Corners	
Delivery Style	Total
Inswing	0
Outswing	0
Driven	0

INDIVIDUAL DATA IN POSSESSION



Japan v Indonesia

In Possession - Distributions



#	Player	Passes Attempted	Passes Completed	Pass Completion %	Switches of Play	Crosses Attempted	Crosses Completed	Line Breaks Attempted	Line Breaks Completed	Line Break Completion %	Ball Progressions	Take Ons	Step Ins	Attempts at Goal	Goals
23	SUZUKI Zion	27	23	85%	0	0	0	7	5	71%	0	0	0	0	0
6	ENDO Wataru	72	67	93%	0	0	0	16	14	87%	1	0	1	0	0
9	UEDA Ayase	23	16	70%	0	0	0	1	1	100%	0	0	0	5	2
10	DOAN Ritsu	38	31	82%	0	2	1	9	5	55%	3	2	1	3	0
13	NAKAMURA Keito	25	23	92%	0	1	0	9	7	77%	1	0	1	2	0
15	MACHIDA Koki	92	91	99%	0	0	0	10	9	90%	1	0	1	1	0
16	MAIKUMA Seiya	64	58	91%	0	1	1	20	17	85%	1	0	1	0	0
17	HATATE Reo	50	36	72%	1	2	0	18	9	50%	1	0	1	0	0
19	NAKAYAMA Yuta	78	67	86%	0	4	1	23	19	82%	2	0	2	0	0
20	KUBO Takefusa	50	35	70%	0	7	3	14	7	50%	0	0	0	2	0
22	TOMIYASU Takehiro	93	87	94%	0	0	0	17	12	70%	3	0	3	0	0
8	MINAMINO Takumi	6	5	83%	0	0	0	1	1	100%	0	0	0	0	0
14	ITO Junya	2	2	100%	0	0	0	0	0	0%	0	0	0	0	0
24	WATANABE Tsuyoshi	17	16	94%	1	0	0	3	3	100%	0	0	0	0	0
25	MAEDA Daizen	6	4	67%	0	1	0	1	1	100%	0	0	0	0	0
26	SANO Kaishu	4	4	100%	0	0	0	0	0	0%	0	0	0	0	0

In Possession - Offers & Receptions



			Offer movement types						
#	Player	Total Offers	In Front	In Between	Out to In	In to Out	In Behind	No Movement	Offers Received
23	SUZUKI Zion	2	0	0	0	0	0	2	1
6	ENDO Wataru	26	16	4	0	1	1	4	11
9	UEDA Ayase	56	6	10	0	2	38	0	15
10	DOAN Ritsu	27	5	2	2	0	10	8	13
13	NAKAMURA Keito	56	11	5	2	0	24	14	19
15	MACHIDA Koki	13	2	0	0	0	0	11	9
16	MAIKUMA Seiya	50	14	5	0	0	11	20	20
17	HATATE Reo	71	28	17	5	5	9	7	29
19	NAKAYAMA Yuta	29	15	1	0	0	8	5	12
20	KUBO Takefusa	44	15	13	1	1	12	2	17
22	TOMIYASU Takehiro	20	0	0	0	0	1	19	12
8	MINAMINO Takumi	10	1	6	0	0	1	2	3
14	ITO Junya	1	0	0	0	0	1	0	1
24	WATANABE Tsuyoshi	9	1	0	0	0	0	8	7
25	MAEDA Daizen	15	0	2	0	2	9	2	5
26	SANO Kaishu	6	4	2	0	0	0	0	4

In Possession - Distributions



#	Player	Passes Attempted	Passes Completed	Pass Completion %	Switches of Play	Crosses Attempted	Crosses Completed	Line Breaks Attempted	Line Breaks Completed	Line Break Completion %	Ball Progressions	Take Ons	Step Ins	Attempts at Goal	Goals
21	ARI Ernando	35	20	57%	0	0	0	13	4	30%	0	0	0	0	0
2	SAYURI Yakob	1	1	100%	0	0	0	1	1	100%	0	0	0	0	0
4	AMAT Jordi	38	31	82%	0	0	0	11	8	72%	2	1	1	0	0
5	RIDHO Rizky	36	28	78%	0	0	0	9	6	66%	0	0	0	1	0
6	WALSH Sandy	25	11	44%	1	0	0	18	4	22%	1	0	1	1	1
7	FERDINAN Marselino	24	15	62%	1	2	0	6	4	66%	0	0	0	1	0
10	MAULANA VIKRI Egy	10	3	30%	0	0	0	4	1	25%	0	0	0	0	0
11	STRUICK Rafael	8	6	75%	0	0	0	0	0	0%	1	1	0	0	0
12	ARHAN Pratama	21	10	48%	0	0	0	11	3	27%	0	0	0	0	0
24	JENNER Ivar	22	13	59%	0	0	0	6	1	16%	1	0	1	0	0
25	HUBNER Justin	35	24	69%	1	1	0	15	8	53%	0	0	0	0	0
3	BAGGOTT Elkan	1	1	100%	0	0	0	0	0	0%	0	0	0	0	0
8	SULAEMAN Witan	7	5	71%	0	0	0	1	1	100%	3	3	0	0	0
15	KAMBUAYA Ricky	2	2	100%	0	0	0	0	0	0%	0	0	0	0	0

In Possession - Offers & Receptions



			Offer movement types						
#	Player	Total Offers	In Front	In Between	Out to In	In to Out	In Behind	No Movement	Offers Received
21	ARI Ernando	2	0	0	0	0	0	2	0
2	SAYURI Yakob	8	0	3	0	0	5	0	1
4	AMAT Jordi	2	2	0	0	0	0	0	0
5	RIDHO Rizky	7	3	0	0	0	0	4	3
6	WALSH Sandy	12	0	0	0	0	11	1	0
7	FERDINAN Marselino	20	6	7	1	2	3	1	7
10	MAULANA VIKRI Egy	13	2	3	0	0	6	2	4
11	STRUICK Rafael	20	1	2	0	1	15	1	2
12	ARHAN Pratama	16	2	0	0	0	2	12	7
24	JENNER Ivar	22	11	7	0	1	2	1	5
25	HUBNER Justin	2	2	0	0	0	0	0	1
3	BAGGOTT Elkan	5	0	2	1	0	2	0	0
8	SULAEMAN Witan	10	0	3	0	0	5	2	3
15	KAMBUAYA Ricky	1	0	1	0	0	0	0	0

INDIVIDUAL DATA OUT OF POSSESSION



Japan v Indonesia

Out of Possession



#	Player	Tackles Made / Won	Blocks	Interceptions	Pressing Direct	Pressing Indirect	Duels Won - Aerial	Duels Won - Physical	Possession Contests won	Clearances	Loose Ball Receptions	Pushing On	Pushing On into Pressing	Possession Regains	Possession Interrupted
23	SUZUKI Zion	0 / 0	0	0	0	0	0	0	0	0	0	0	0	3	0
6	ENDO Wataru	3 / 0	4	1	4	9	4	0	5	3	10	9	2	8	5
9	UEDA Ayase	0 / 0	2	0	0	22	1	0	1	0	4	8	2	0	1
10	DOAN Ritsu	0 / 0	1	0	0	16	1	0	1	0	6	11	8	0	1
13	NAKAMURA Keito	0 / 0	1	1	2	13	0	0	1	0	3	10	7	1	1
15	MACHIDA Koki	3 / 1	2	1	3	1	4	0	4	7	7	4	1	8	4
16	MAIKUMA Seiya	1 / 0	2	0	3	5	3	0	3	1	6	13	4	5	0
17	HATATE Reo	2 / 0	4	1	5	8	1	0	3	3	2	18	3	1	6
19	NAKAYAMA Yuta	4 / 0	3	0	3	4	3	0	3	3	6	6	2	6	2
20	KUBO Takefusa	3 / 1	0	0	5	4	0	0	1	0	6	5	2	2	1
22	TOMIYASU Takehiro	0 / 0	1	4	1	1	4	0	4	4	10	9	2	11	1
8	MINAMINO Takumi	3 / 0	1	0	2	6	0	0	1	1	2	7	4	0	4
14	ITO Junya	0 / 0	0	0	0	1	1	0	1	0	0	1	1	0	0
24	WATANABE Tsuyoshi	0 / 0	0	0	0	1	1	0	1	2	0	1	1	1	1
25	MAEDA Daizen	0 / 0	1	0	0	3	3	0	3	1	3	4	1	0	2
26	SANO Kaishu	1 / 0	0	0	1	1	0	0	0	2	1	3	1	0	2

Out of Possession

Indonesia



#	Player	Tackles Made / Won	Blocks	Interceptions	Pressing Direct	Pressing Indirect	Duels Won - Aerial	Duels Won - Physical	Possession Contests won	Clearances	Loose Ball Receptions	Pushing On	Pushing On into Pressing	Possession Regains	Possession Interrupted
21	ARI Ernando	0 / 0	0	0	0	0	0	0	0	3	3	0	0	6	3
2	SAYURI Yakob	2 / 0	0	0	4	31	0	0	1	1	1	21	14	0	1
4	AMAT Jordi	5 / 1	1	1	2	2	1	0	1	10	5	16	3	8	9
5	RIDHO Rizky	4 / 0	2	1	6	5	1	0	1	6	8	21	6	4	5
6	WALSH Sandy	0 / 0	2	0	2	14	3	0	4	3	7	33	8	4	2
7	FERDINAN Marselino	10 / 1	7	0	11	22	2	0	4	1	7	36	12	4	9
10	MAULANA VIKRI Egy	0 / 0	2	0	3	44	0	0	0	1	4	50	32	1	1
11	STRUICK Rafael	3 / 0	0	0	5	61	0	0	0	1	3	45	27	1	0
12	ARHAN Pratama	3 / 0	3	0	8	22	1	0	1	1	3	33	13	1	4
24	JENNER Ivar	6 / 2	4	1	7	33	1	0	3	1	9	43	21	8	5
25	HUBNER Justin	2 / 0	4	1	2	3	2	0	2	8	5	22	3	5	5
3	BAGGOTT Elkan	0 / 0	0	0	2	12	4	0	4	0	0	11	8	0	0
8	SULAEMAN Witan	1 / 1	2	1	1	17	0	0	0	1	2	8	7	3	2
15	KAMBUAYA Ricky	1 / 0	1	0	2	2	0	0	0	0	0	5	2	1	0

INDIVIDUAL DATA PHYSICAL



Japan v Indonesia

#	Player	Total Distance (m)	Zone 1: 0-7 km/h (m)	Zone 2: 7-15 km/h (m)	Zone 3: 15-20 km/h (m)	Zone 4: 20-25 km/h (m)	Zone 5: 25+ km/h (m)	High Speed Runs (Zone 4)	Sprints (Zone 5)	Top Speed (km/h)
23	SUZUKI Zion	4876.2	3761.4	1075.2	36.6	3.0	0	1.0	0	21.4
6	ENDO Wataru	11455.6	3666.3	5475.5	1667.1	595.9	50.9	60.0	5.0	27.5
9	UEDA Ayase	10615.1	3792.0	4664.5	1295.6	577.8	285.1	92.0	23.0	31.6
10	DOAN Ritsu	10090.4	3648.3	4119.6	1332.4	586.9	403.1	81.0	26.0	33.6
13	NAKAMURA Keito	8318.3	2744.0	3312.0	1331.9	754.2	176.2	100.0	17.0	27.9
15	MACHIDA Koki	10074.5	3939.8	4111.3	1367.2	457.5	198.8	67.0	14.0	31.8
16	MAIKUMA Seiya	11435.6	3717.4	4736.8	1642.2	887.6	451.6	120.0	33.0	30.7
17	HATATE Reo	8464.2	2723.3	3770.8	1346.9	448.4	174.8	55.0	12.0	30.6
19	NAKAYAMA Yuta	10801.0	4030.4	4368.5	1567.3	625.8	208.9	70.0	11.0	30.5
20	KUBO Takefusa	9340.3	3700.6	3420.0	1336.3	681.3	202.0	74.0	17.0	31.2
22	TOMIYASU Takehiro	9283.2	3179.6	4041.9	1418.4	500.6	142.6	56.0	8.0	30.7
8	MINAMINO Takumi	3119.9	1087.8	1285.3	469.3	217.3	60.2	24.0	5.0	31.5
14	ITO Junya	1092.0	375.8	466.4	182.2	34.5	33.2	7.0	2.0	32.7
24	WATANABE Tsuyoshi	1614.5	535.7	797.1	230.3	47.9	3.6	10.0	1.0	25.6
25	MAEDA Daizen	3392.2	1175.5	1167.3	585.6	264.0	199.8	34.0	7.0	33.3
26	SANO Kaishu	1907.0	556.6	799.7	448.8	98.3	3.6	13.0	1.0	26.1

#	Player	Total Distance (m)	Zone 1: 0-7 km/h (m)	Zone 2: 7-15 km/h (m)	Zone 3: 15-20 km/h (m)	Zone 4: 20-25 km/h (m)	Zone 5: 25+ km/h (m)	High Speed Runs (Zone 4)	Sprints (Zone 5)	Top Speed (km/h)
21	ARI Ernando	4910.0	3831.7	928.4	107.8	42.2	0	8.0	0	23.9
2	SAYURI Yakob	7367.2	1937.1	3300.9	1528.0	498.3	102.9	66.0	11.0	31.9
4	AMAT Jordi	9584.7	3701.4	4348.6	1033.8	401.9	99.0	51.0	9.0	28.8
5	RIDHO Rizky	9917.6	3895.3	4274.5	1097.3	512.0	138.5	59.0	11.0	30.8
6	WALSH Sandy	11331.6	4180.4	4597.5	1663.9	769.0	120.8	90.0	11.0	28.6
7	FERDINAN Marselino	11311.4	3622.1	4853.6	1984.6	682.2	168.9	77.0	15.0	32.3
10	MAULANA VIKRI Egy	8555.8	2583.5	4028.5	1272.8	516.8	154.1	64.0	9.0	31.4
11	STRUICK Rafael	10836.4	3259.1	4813.9	1709.9	727.7	325.7	90.0	24.0	33.8
12	ARHAN Pratama	10688.3	4217.7	4045.5	1500.6	549.0	375.4	77.0	20.0	32.6
24	JENNER Ivar	12860.9	3886.5	5517.6	2579.2	723.5	154.1	75.0	11.0	31.3
25	HUBNER Justin	10124.8	3958.2	4107.9	1296.7	468.5	293.6	70.0	17.0	33.0
3	BAGGOTT Elkan	2989.1	846.1	1478.2	501.9	159.3	3.6	17.0	1.0	25.6
8	SULAEMAN Witan	5065.3	1690.4	2164.1	786.0	309.7	115.1	35.0	8.0	28.4
15	KAMBUAYA Ricky	1024.9	285.5	484.2	194.6	46.4	14.2	9.0	2.0	26.2



AFC
ASIAN CUP
QATAR 2023™