



# AFC ASIAN CUP AUSTRALIA 2015

TECHNICAL REPORT & STATISTICS






9th – 31th January 2015

## **TECHNICAL REPORT & STATISTICS**



# CONTENTS


1



## GENERAL

The Asian Cup Story	8
Host Cities	12
Venues	16


2



## TOURNAMENT ANALYSIS

Technical Analysis	22
Story of the Tournament	26


3



## TEAM DATA & STATISTICS

Team Data and Analysis	112
Awards	144
Final Ranking	147
Statistics	148

4



## TOURNAMENT INFORMATION

Technical Study Group (TSG)	164
-----------------------------	-----





## MESSAGE FROM AFC PRESIDENT

Dear friends,

The 2015 edition of the AFC Asian Cup was a fantastic celebration of top class Asian football with many memorable sporting moments to cherish. The fans in stadiums in Australia and TV viewers around the world witnessed a tournament to remember which showed how football in Asia keeps reaching new heights and new milestones.

The great atmosphere in stadiums was matched by the technical level of the football. The matches were competitive and generally entertaining throughout the tournament. The teams played attacking, open football, with an average number of goals per match at 2.7. The fans were also treated to high-quality goalkeeping with some fantastic saves.

The tournament served as a stage for new stars to rise to the Asian football landscape and the strong presence of exciting young players proved a true game-changer. These new role models inspired youngsters in all corners of Asia. Spectators from the participating countries added their colour and passion to the exciting finals, which saw some surprise results and allowed newcomers to add their names to the history of the competition. Re-emerging teams like the United Arab Emirates and China whose national teams have been strengthened by their strong domestic leagues proved to be serious title contenders.

I would like to pay tributes to all the participating teams' head coaches, the players, as well as the coaching, sports science and support staff. I would also like to extend my thank you once again to the Australian Local Organising Committee and the Football Federation of Australia for all their excellent work hosting the AFC Asian Cup 2015. Football in the country will benefit from the legacy of the tournament for years to come, both on and off the field.

Last but not least, the Technical Study Group analysts of course deserve a special mention. Thanks to them, this technical report will provide an important tool for technicians and coach educators in Asia and beyond.



Salman bin Ebrahim Al Khalifa  
AFC President



# The Asian Cup Story

From its humble beginnings in 1956, the AFC Asian Cup has grown into the continent's biggest football event, one that stands proudly alongside any top level competition around the globe in terms of excitement, entertainment and organisation.

Within the span of five decades, the AFC Asian Cup has encompassed the huge continent bringing together Asia's top national teams every four years in a fantastic feast of top-notch football.

Two years after the AFC came into being in 1954, the first ever AFC Asian Cup was staged in Hong Kong with seven of the 12 founding members vying for the title to become Asia's best football team.

While the first edition featured only seven teams, the 2015 edition was a global phenomenon with the qualifying stages representing more than half of the world's population before the field was whittled down to the final 16 participants. The region's powerhouses Japan, Australia and Korea Republic, who finished as the top three teams in the AFC Asian Cup Qatar 2011 and 2012 AFC Challenge Cup champions DPR Korea have earned automatic qualification for the event in Australia.

These teams were joined by Iran, Kuwait, Oman, Uzbekistan, the UAE, Bahrain, Saudi Arabia, Jordan, China PR, Iraq, Qatar through the qualification phase with Palestine taking part in the finals for the first time courtesy of their 2014 AFC Challenge Cup victory.

Apart from Israel's win in 1964, the dominance factor has swung between the East and

West so far. From the superiority of Korea Republic in the early years of the competition, the tournament became the preserve of the mighty Iranians who won three consecutive tournaments from 1968 to 1976.

West Asian countries ruled in the eighties with Kuwait becoming the first country from the Arab region to win the championship in 1980, followed by Saudi Arabia's consecutive wins in 1984 and 1988.

Defending champions Japan hold the record for the most victories in the tournament's history with title triumphs in 1992, 2000, 2004 and 2011.

The Iraqis are the only winners in the new millennium (other than Japan) when they famously defeated Saudi Arabia 1-0 in the 2007 final in Indonesia. The fairy-tale win left the then war-torn nation elated in a clear sign of football's immense power to bring people together as their thrilling triumph at the Gelora Bung Karno in Jakarta hogged the limelight the world over.

The 2007 edition of the AFC Asian Cup also saw Australia come face-to-face for the first time with the footballing powers of Asia at the Confederation's flagship tournament before the Socceroos signed off with a creditable quarter-final finish.

Having come to terms with Asian football, the Australians went all the way to the final in their next outing four years later only to suffer heartbreak in the pulsating Doha final when they lost to Japan 1-0 in extra-time.





# Roll of Honour

Year	Hosts	Champions
1956	Hong Kong	Korea Republic
1960	Korea Republic	Korea Republic
1964	Israel	Israel
1968	Iran	Iran
1972	Thailand	Iran
1976	Iran	Iran
1980	Kuwait	Kuwait
1984	Singapore	Saudi Arabia
1988	Qatar	Saudi Arabia
1992	Japan	Japan
1996	UAE	Saudi Arabia
2000	Lebanon	Japan
2004	China	Japan
2007	Indonesia, Malaysia, Thailand, Vietnam	Iraq
2011	Qatar	Japan





# Host Cities

Sydney, Melbourne, Canberra, Brisbane and Newcastle - five of Australia's most exciting cities - played host to matches in at the 2015 AFC Asian Cup.



## Sydney

Sydney's laid-back outdoor lifestyle and physical allure make it one of the world's easiest and most pleasant cities to visit. The people who live here are a friendly, energetic bunch with a tell-it-like-it-is approach to life as visitors to the Sydney 2000 Olympic Games found out.

The temperate climate delivers warm summers and mild winters, with rainfall spreading throughout the year. January, the city's warmest month, averaged temperatures between 18.6 °C and 25.8 °C. This warm climate attracts people to Sydney's iconic beaches, most notably Bondi and Manly.



## Melbourne

There is a lot to love about Melbourne. This sophisticated world city in the south-east corner of mainland Australia inspires a deep passion in those who live here, and is the favourite travel destination for Australians when holidaying at home.

Melbourne is very much about lifestyle. It is no huge surprise to residents that their city has been ranked as one of the world's most liveable cities.





Newcastle



Newcastle is Australia's seventh largest city and is only 160kms north of Sydney, nestled in the heart of the Hunter Region with a rich history, quirky arts culture and a thriving dining and shopping scene. Newcastle is a city that

is always changing with world class business, research and industry, and a city of hardworking genuine people..

Brisbane



Brisbane is Australia's New World City. Brisbane is a city for the senses; walking under impossibly blue skies around this foot-friendly city opens up a world of experiences. A well planned series of paths and bridges connect

the city centre to South Bank, as well as many of our urban villages that tease the river's edge as it bends the city, its parks and gentle skyscrapers.

Canberra



Home to around 367,000 people, Canberra is one of the world's few planned cities, a city in a park, with a kaleidoscope of colours and experiences turned by the changing seasons.

The surrounding region offers more than 30 wineries, historic townships, quiet coastlines, the lush southern highlands and the alpine roof of Australia.







Stadium Australia

Capacity: 84,000  
Scheduling: Four group stage matches, a quarter-final, semi-final and the final



Melbourne Rectangular Stadium

Capacity: 30,000  
Scheduling: Opening ceremony, six group stage matches and a quarter-final







Newcastle Stadium

Capacity: 33,000  
 Scheduling: Two group stage matches, a semi-final and 3rd v 4th play-off

Brisbane Stadium

Capacity: 52,200  
 Scheduling: Six group stage matches and a quarter-final



Canberra Stadium

Capacity: 25,000  
 Scheduling: Six group stage matches and a quarter-final





AFC ASIAN CUP Australia 2015™

KOREA REPUBLIC

AFC ASIAN CUP

SYDNEY

AFC ASIAN CUP

AUSTRALIA

THE FINAL

AFC ASIAN CUP Australia 2015™

KOREA REPUBLIC 0 AUSTRALIA 0 02:42

FamilyMart  
HYUNDAI  
Nikon

TOURNAMENT ANALYSIS





## DEFENDING

**Flexible yet firm:** With the exception of Oman, teams played with a back four, adopting a flexible zonal and man-to-man marking principle. The perennial problem of dealing with strikers dropping off into the “no-mans-land”, that is the zone between the defensive and midfield blocks were not really encountered because a majority of teams played with one striker up-front. This allowed the four-man block to be flexible enough to track vertical runs into the zone while still maintaining numerical superiority.

**Defending discipline:** The importance of disciplined and intelligent defending is again illustrated with the more successful teams displaying these characteristics, mainly from areas around the penalty box. Compared to statistics from the Asian Cup 2011 edition, 12 goals were scored from outside the box, which is a 50% reduction.

They had players with patience who refrained from committing/diving in key or hot areas (i.e. in and around the penalty box) in 1v1 situations. Several teams, especially during the knock-out stages paid a heavy price when free-kicks and penalty kicks were given away, resulting in goals conceded or expulsions, for example Iraq conceding their first goal from a free-kick in their semi-final match against Korea Republic in their 2-0 defeat.

This discipline transcended from the individual player to the block and whole team. Good collective pressing was seen in midfield areas, with ten players behind the ball.

**Defend to the end:** However, due to the physical demands of the game at this level, many teams lost their defending shape, discipline and numerical superiority in the later stages of their matches and as they progressed through the tournament, as players accumulated playing minutes. Teams conceding more goals in the last 30 minutes plus time added on and extra time include Jordan (75%), Bahrain (60%), Saudi Arabia (60%), Kuwait (50%). as compared to the top four teams; Australia (33%), Korea Republic (0%), UAE (25%) and Iraq (0%).

This decline was addressed by teams like Australia and Korea Republic who rotated their players to distribute the frequency, volume and intensity from the tournament.



## MAN BEHIND

Outstanding displays by the Goalkeepers from Korea Republic, Iraq, and China gave the team the much needed stability and psychological confidence at the back. Kim Jin-hyeon (KOR) and Mat Ryan (AUS) returned the 2 highest save percentages (88.2% and 85% respectively) with zero errors leading to goals being conceded.

In total, there were 10 Goalkeepers who had zero errors leading to goals in this tournament and 13 with 100% successful catch rates (either catching or punching with zero drop rates)

This tournament has again raised the importance of the Goalkeeper's influential role as a sweeper, with the exemplary Mat Ryan from Australia playing a very decisive role in their success.

## ATTACKING PLAY

The attacking attitude from all teams was very positive, particularly in the group stages when there was not a single draw in any of the 24 group stage matches at Australia 2015.

**Man-on-top:** Clinical finishers like Ali Makhbout, Ahmed Khalil (both UAE) Tim Cahill (AUS), Son Heung-min (KOR), K. Honda (JPN) and Hamza Al Dardour (JOR) exclusively amassed 22 goals (25% of the tournament total), emphasizing that it is important to have a man on top to be on top of things.

**Man-in-the-middle:** The successful teams had the presence of one or in the case of Australia, several, influential players in MF who played the crucial role of keeping and linking play in midfield and attacking thirds.

Players like Massimo Luongo, Mathew Leckie, Ivan Franjic (AUS) Omar Abdulrahman (UAE), Andranik Teymourian (Iran), Shinji Kagawa (JPN) and Ki Sung-yeung (KOR) played pivotal roles for their respective teams. The presence of these players who took responsibility of the ball under pressure is still very important for teams to succeed.

The ability to keep possession under high pressure situations and tight areas of the pitch, followed by decisive actions (i.e finishing, passing, combinations) through the sound technical abilities of key creative players are still hallmarks of the top teams.

Australia touched the ball in the opposition goal area on 177 occasions in this tournament; 41 more times than any other side.

**The more the merrier?** : The success of Australia was achieved by a team that had the capability to create many chances and also the finishing of these chances by different players. Their tally of 14 goals was shared among 10 players. This non-reliance on a few key or ‘star’ players enabled a full squad rotation which resulted in a consistent performance from the fitness perspective.

With the depth on the bench for teams like Australia, Korea Republic, UAE and Iraq, they were able to perform consistently, with flexibility and adaptability without compromising playing style and tactics.

## THE YOUNG ONES

This edition also saw the emergence of the next generation of young players who grew through the ranks with their youth National teams. Iraq's Humam Tariq was the youngest player to play in this tournament at 18 years and 337 days old when he appeared against Jordan.

The new generation of very young, exciting players which augers well for the future includes Massimo Luongo (No.21), Mathew Leckie (No.7), Goalkeeper Mathew Ryan (No.1) from Australia, Kim Jin Su (No.7), Nam Tae Hee (No.10) from Korea Republic, Dhurgham Ismael (No.15), Ali Adnan (No.6), Amjed Khalam (No.7) from Iraq, Reza Ghoochannejhad (No.16) from Iran, Igor Sergeev (No.11) from Uzbekistan and Omar Abdul Rahman (No.10) from UAE.



Player	Assists	Chances Created
Massimo Luongo (AUS)	4	15
Mathew Leckie (AUS)	2	11
Ivan Franjic (AUS)	2	10
Omar Abdulrahman (UAE)	4	11
Andranik Teymourian (IRN)	3	8
Shinji Kagawa (JPN)	2	12
Ki Sung-yeung (KOR)	1	10







## TALKING POINTS

1. The change in the organizational month of the Asian Cup, which traditionally was organized in the middle of the year, will have an impact on the teams in the continents, depending on their annual domestic calendar for local based players and European calendars for overseas based players.

For teams from East Asia and South East Asia, the beginning of the year is the tail end of their domestic season with players having gone through the demands of a long season.

For teams from the West and Central regions, this is actually in mid-season. The physiological effect, planning for training camps, players' release, etc must be considered due to this calendar change.

The same effect will emerge for the next edition of the Asian cup in UAE which will be at the beginning of the year in 2019.

2. Based on the positive play on show (possession under pressure, organized defending, quick transition, confident attacking attitude, clinical finishing, influential individuals and the emergence of young players stepping up to take responsibility in defending, creating chances and scoring) it is a sign of progressive developmental work done by the Member Associations which is commendable.
3. The impact of late appointments of Head Coaches should be reviewed by Member Associations as the successful teams had the services of their Head Coaches for a sustained period of time before this tournament to ensure proper planning and preparations for peak performance (e.g. Australia, UAE, Iran)
4. The emergence of a strong domestic league can be said to have uplifted the performances of national teams like UAE and China.

## RECOMMENDATIONS:

Through the interviews with the Head Coaches, it was recommended teams should be accommodated in separate hotels for privacy and security reasons.

To avoid disruption to the immediate post-game activities for players, it was requested that immediate access to recovery facilities at the match venue or other adjacent facilities (e.g. swimming pool, sauna/steam rooms) be provided and to give extended time (post-match) on the match venue itself for the reserve players who did not play for high intensity low volume maintenance training.

This is due to the teams' intense travelling schedule, usually with check-outs immediately after the game or the next morning which disrupts post-game activities (recovery and maintenance training).



# Story Of The Tournament

Group A								
Team	P	W	D	L	F	A	GD	Pts
KOREA REPUBLIC	3	3	0	0	3	0	3	9
AUSTRALIA	3	2	0	1	8	2	6	6
OMAN	3	1	0	2	1	5	-4	3
KUWAIT	3	0	0	3	1	6	-5	0

## Australia v Kuwait

Match	Date and Time	Duration	Stadium	Weather	Temp	Attendance							
1	09-JAN-2015 20:00	90	Melbourne Rectangular Stadium, Melbourne	Overcast and rain showered in the first 20 minutes of the second half.	13 C	25231							
<b>AUSTRALIA</b>		<b>4</b>	2 1st Half 1	1	<b>KUWAIT</b>								
			2 2nd Half 0	1									
			Ext. Time										
			Penalty Kick										
Yellow	Green	White		Blue	Blue	Blue							
No.	Pos	Name	G	Y	R	S	No.	Pos	Name	G	Y	R	S
1	GK	MATHEW RYAN (RYAN)					4	DF	ALI HUSSAIN FADHEL (HUSSAIN F.)	8	19		57
2	DF	IVAN FRANJIC (FRANJIC)					5	MF	FAHAD ALHAJERI (F. ALHAJERI)				
4	FW	TIM CAHILL (CAHILL)	33			65	6	MF	KHALED ALQAHTANI (KH. ALQAHTANI)				75
6	DF	MATTHEW SPIRANOVIC (SPIRANOVIC)					8	MF	SALEH SHEIKH ALHENDI (SALEH)				
7	MF	MATHEW LECKIE (LECKIE)					10	MF	ABDULAZIZ ALENEZI (AZIZ)				64
10	FW	ROBBIE KRUSE (KRUSE)				72	11	MF	FAHED AL EBRAHIM (F. ALEBRAHIM)				
13	DF	AZIZ BEHICH (BEHICH)					12	DF	SULTAN ALENEZI (SULTAN)				
14	MF	JAMES TROISI (TROISI)	90+2				13	DF	MESAED ALENZI (M. ALENZI) (C)				
15	MF	MILE JEDINAK (JEDINAK) (C)	62				16	MF	FAISAL ZAYED ALHARBI (FAISAL Z.)		47		
20	DF	TRENT SAINSBURY (SAINSBURY)					21	DF	ALI ALMAQSEED (A. ALMAQSEED)				
21	MF	MASSIMO LUONGO (LUONGO)	45			84	23	GK	HAMEED YOUSSEF (HAMEED Y.)				

Substitutes

3	DF	JASON DAVIDSON (DAVIDSON)				
5	MF	MARK MILLIGAN (MILLIGAN)				
8	DF	CHRIS HERD (HERD)				
9	FW	TOMI JURIC (JURIC)				65
11	MF	TOM OAR (OAR)				
12	GK	MITCHELL LANGERAK (LANGERAK)				
16	FW	NATHAN BURNS (BURNS)				72
17	MF	MATT MCKAY (MCKAY)				
18	GK	EUGENE GALEKOVIC (GALEKOVIC)				
19	MF	TERRY ANTONIS (ANTONIS)				
22	DF	ALEX WILKINSON (WILKINSON)				
23	MF	MARK BRESCIANO (BRESCIANO)				84

Not Eligible

Not Playing

Team Coach	Team Manager	Team Coach	Team Manager
ANGE POSTECOGLU (AUSTRALIA)	JOEL FREEME (AUSTRALIA)	NABIL MAALOUL (TUNISIA)	FARAJ ALENZI (KUWAIT)

Substitutes

1	GK	KHALED AL RASHIDI (AL RASHIDI)				
2	DF	AMER ALMATOUG ALFADHEL (ALMATOUG)				57
7	DF	TALAL ALFADHEL (T. ALFADHEL)				
9	MF	ABDULLAH AL BURAIKI (A. ALBURAIKI)				
14	MF	TALAL AL AMER (TALAL )				
15	FW	FAISAL ALENEZI (FAISAL)				
17	FW	BADER AL ALMOTAWAA (ALMOTAWAA)				75
18	MF	KHALED EBRAHIM HAJIAH (KHALED E.)				
19	FW	A. ALSHAMMARI (A. ALSHAMMARI)				
20	MF	YOUSSEF NASER (YOUSSEF N.)				64
22	GK	SULAIMAN ABDULGHAFOR (S. ABDULGHAFOR)				

Not Eligible

Not Playing

3	DF	FAHAD AWAD SHAHEEN (F. SHAHEEN)				
---	----	---------------------------------	--	--	--	--

Delegates			
Referee	RAVSHAN IRMATOV (UZBEKISTAN)	Match Commissioner	VINCENT YUEN (HONG KONG)
Assistant Referee 1	ABDUKHAMIDULLO RASULOV (UZBEKISTAN)	Referee Assessor	JOHN CHIA (SINGAPORE)
Assistant Referee 2	BAKHADYR KOCHKAROV (KYRGYZSTAN)	General Coordinator	PAVEL LUZANOV (KYRGYZSTAN)
Fourth Official	MOHD AMIRUL (MALAYSIA)	Media Officer	LIU LINGLING (CHINA PR)
Fifth Official	MOHD YUSRI (MALAYSIA)		

G - Goal Y - Yellow Card R - Red Card S - Substitute PS - Penalty Shootout Made P-S - Penalty Shootout Missed

## Team Statistics

Australia	Team Statistics	Kuwait
4	Goals	1
2	1st half goals	1
8	Shots on target	5
3	Shots off target	4
3	Blocked shots	1
6	Corners	4
19	Fouls	10
2	Offsides	0
0	Yellow cards	2
0	Red cards	0
85.3%	Passing success	75.5%
26	Tackles	36
69%	Tackles success	72%
59.3%	Possession	40.7%
61%	Territorial advantage	39%
518	Total passes	359
19	Total crosses	7
157	Lost balls	145
54	Recoveries	50
64.5%	1st half possession	35.5%
54.1%	2nd half possession	45.9%

## Actual Playing Time

Date	Team	Opponent	Time	In Play	Times Out	Longest Run
09/01/15	Australia	Kuwait	95:23	55:08	123	2:43





### Korea Republic v Oman

Match	Date and Time	Duration	Stadium	Weather	Temp	Attendance							
2	10-JAN-2015 16:00	90	Canberra Stadium, Canberra	Cloudy, light shower	19 Degree celsius C	12552							
<b>KOREA REPUBLIC</b>		<b>1</b>	1 0	1st Half 2nd Half	0 0	<b>0</b>							
				Ext. Time									
				Penalty Kick									
Red	Blue	Red		White	White	White							
No.	Pos	Name	G	Y	R	S	No.	Pos	Name	G	Y	R	S
2	DF	KIM CHANGSOO (KIM CHANGSOO)				19	1	GK	ALI AL HABSI (A.ALHABSI) (C)				
3	DF	KIM JIN SU (KIM JINSU)					2	DF	MOHAMMED AL-MUSALAMI (M.ALMUSALAMI)				
4	DF	KIM JU YOUNG (KIM JUUYOUNG)					3	DF	JABER AL OWAISI (JABER)				73
6	MF	PARK JOO HO (PARK JOOHO)					6	FW	RAED SALEH (RAED)				
7	MF	SON HEUNG MIN (SON HEUNGMIN)					7	FW	MOHAMED ALI SIYABI (M.ALSIYABI)				86
9	FW	CHO YOUNG CHEOL (CHO YOUNGCHEOL)	45+1			71	8	MF	EID AL-FARSI (EID)				
13	MF	KOO JA CHEOL (KOO JACHEOL)					9	FW	ABDUL AZIZ AL-MAQBALI (ABDULAZIZ)			32	
16	MF	KI SUNG YUENG (KI SUNGYUENG) (C)					10	FW	QASIM SAID (QASIM)				61
17	MF	LEE CHUNG YONG (LEE CHUNGYONG)				78	12	MF	AHMED MUBARAK (AHMED)				
20	DF	JANG HYUNSOO (JANG HYUNSOO)					13	DF	ABDUL SALLAM AL MUKHAINI (ABDULSALLAM)				
23	GK	KIM JIN HYEON (KIM JINHYEON)					16	DF	ALI SULAIMAN AL BUSAIDI (A.ALBUSAIDI)				

Substitutes

1	GK	JUNG SUNGRYONG (JUNG SUNGRYONG)				
5	DF	KWAK TAEHWI (KWAK TAEHWI)				
8	MF	KIM MIN WOO (KIM MINWOO)				
10	MF	NAM TAE HEE (NAM TAEHEE)				
11	FW	LEE KEUN HO (LEE KEUNHO)				
12	MF	HAN KYO WON (HAN KYOWON)				78
14	MF	HAN KOOK YOUNG (HAN KOOKYOUNG)				
15	MF	LEE MYUNG JOO (LEE MYUNGJOO)				
18	FW	LEE JEONGHYEOP (LEE JEONGHYEOP)				71
19	DF	KIM YOUNG GWON (KIM YOUNGGWON)				
21	GK	KIM SEUNG GYU (KIM SEUNGGYU)				
22	DF	CHA DU RI (CHA DURi)				19

Substitutes

4	MF	ALI HILAL AL-JABRI (ALI)				
5	DF	NASSER AL SHAMLI (NASSER)				
11	DF	AMER SAID AL-SHATRI (AMER)				
14	FW	YAQOOB AL-QASMI (YAQOOB)				
15	DF	ALI SALIM AL NAHAR (ALI SALIM)				
17	DF	HASSAN MADHAFAR (H.MUDHAFAR)				
18	GK	MAZIN AL-KASBI (MAZIN)				
19	DF	AHMED SALEEM AL-MUKHAINI (A.ALMUKHAINI)				
20	FW	IMAD AL HOSNI (IMAD)				61
21	MF	MOHSIN AL KHALDI (MOHSIN)				73
22	GK	SULAIMAN AL BREIKI (SULAIMAN)				
23	FW	SAID AL RAZAIQI (S.ALRAZAIQI)				86

Not Eligible

Not Eligible

Not Playing

Not Playing

Team Coach	Team Manager	Team Coach	Team Manager
ULRICH STIELIKE (GERMANY)	PARK IL KI (KOREA REPUBLIC)	PAUL LE GUEN (FRANCE)	MOHAMMED SALEH AL ALAWI (OMAN)

Delegates

Referee	PETER O'LEARY (NEW ZEALAND)	Match Commissioner	LE HOAI ANH (VIETNAM)
Assistant Referee 1	JAN-HENDRIK HINTZ (NEW ZEALAND)	Referee Assessor	SUBKHIDDIN MOHD SALLEH (MALAYSIA)
Assistant Referee 2	MARK JAMES RULE (NEW ZEALAND)	General Coordinator	SAIFUDDIN BIN ABU BAKAR (MALAYSIA)
Fourth Official	YUDAI YAMAMOTO (JAPAN)	Media Officer	MARTINS HARTMANIS (LATVIA)
Fifth Official	NAJAH RAHAM RASHID (IRAQ)		

G - Goal, Y - Yellow Card, R - Red Card, S - Substitute, PS - Penalty Shootout Made, PS- - Penalty Shootout Missed

### Team Statistics

Korea Republic	Team Statistics	Oman
1	Goals	0
1	1st half goals	0
6	Shots on target	1
4	Shots off target	3
5	Blocked shots	1
5	Corners	3
14	Fouls	8
2	Offsides	0
0	Yellow cards	1
0	Red cards	0
86.4%	Passing success	67.0%
12	Tackles	25
92%	Tackles success	88%
67.1%	Possession	32.9%
47%	Territorial advantage	53%
596	Total passes	288
11	Total crosses	11
137	Lost balls	149
63	Recoveries	47
67.8%	1st half possession	32.2%
66.5%	2nd half possession	33.5%

### Actual Playing Time

Date	Team	Opponent	Time	In Play	Times Out	Longest Run
10/01/2015	Korea Republic	Oman	96:17	54:39	114	2:09





### Kuwait v Korea Republic

Match	Date and Time	Duration	Stadium	Weather	Temp	Attendance
9	13-JAN-2015 18:00	90	Canberra Stadium, Canberra	Intermittent rain	22 Degree Celsius	8795
<b>KUWAIT</b>		<b>0</b>	0 1st Half 0 2nd Half Ext. Time Penalty Kick	<b>1</b>	<b>KOREA REPUBLIC</b>	
Blue	Blue	Blue		White	White	White

No.	Pos	Name	G	Y	R	S	No.	Pos	Name	G	Y	R	S
2	DF	AMER ALMATOUG ALFADHEL (ALMATOUG)					3	DF	KIM JIN SU (KIM JINSU)				
3	DF	FAHAD AWAD SHAHEEN (F. SHAHEEN)		35			6	MF	PARK JOO HO (PARK JOOHO)				
5	MF	FAHAD ALHAJERI (F. ALHAJERI)					8	MF	KIM MIN WOO (KIM MINWOO)				76
9	MF	ABDULLAH AL BURAIKI (A. ALBURAIKI)				75	10	MF	NAM TAE HEE (NAM TAEHEE)	36	42		86
10	MF	ABDULAZIZ ALENEZI (AZIZ)					11	FW	LEE KEUN HO (LEE KEUNHO)				
11	MF	FAHED AL EBRAHIM (F. ALEBRAHIM)					15	MF	LEE MYUNG JOO (LEE MYUNGJOO)				46
12	DF	SULTAN ALENEZI (SULTAN)				64	16	MF	KI SUNG YUENG (KI SUNGYUENG) (C)				
13	DF	MESAED ALENZI (M. ALENZI) (C)					19	DF	KIM YOUNG GWON (KIM YOUNGGWON)				
20	MF	YOUSEF NASER (YOUSEF N.)				76	20	DF	JANG HYUNSOO (JANG HYUNSOO)		19		
21	DF	ALI ALMAQSEED (A. ALMAQSEED)					21	GK	KIM SEUNG GYU (KIM SEUNGGYU)				
23	GK	HAMEED YOUSSEF (HAMEED Y.)					22	DF	CHA DU RI (CHA DURU)		70		

Substitutes

1	GK	KHALED AL RASHIDI (AL RASHIDI)				
4	DF	ALI HUSSAIN FADHEL (HUSSAIN F.)				
6	MF	KHALED ALQAHTANI (KH. ALQAHTANI)				
7	DF	TALAL ALFADHEL (T. ALFADHEL)				
8	MF	SALEH SHEIKH ALHENDI (SALEH)				
14	MF	TALAL AL AMER (TALAL)				
15	FW	FAISAL ALENEZI (FAISAL)				76
16	MF	FAISAL ZAYED ALHARBI (FAISAL Z.)				75
17	FW	BADER AL ALMOTAWAA (ALMOTAWAA)				64
18	MF	KHALED EBRAHIM HAJIAH (KHALED E.)				
19	FW	A. ALSHAMMARI (A. ALSHAMMARI)				
22	GK	SULAIMAN ABDULGHAFOOR (S. ABDULGHAFOOR)				

Not Eligible

Not Playing

Substitutes

1	GK	JUNG SUNGRYONG (JUNG SUNGRYONG)				
4	DF	KIM JU YOUNG (KIM JUYOUNG)				
5	DF	KWAK TAEHWI (KWAK TAEHWI)				
9	FW	CHO YOUNG CHEOL (CHO YOUNGCHEOL)				46
12	MF	HAN KYO WON (HAN KYOWON)				
14	MF	HAN KOOK YOUNG (HAN KOOKYOUNG)				86
18	FW	LEE JEONGHYEOP (LEE JEONGHYEOP)				76

Not Eligible

Not Playing

2	DF	KIM CHANGSOO (KIM CHANGSOO)				
7	MF	SON HEUNG MIN (SON HEUNGMIN)				
13	MF	KOO JA CHEOL (KOO JACHEOL)				
17	MF	LEE CHUNG YONG (LEE CHUNGYONG)				
23	GK	KIM JIN HYEON (KIM JINHYEON)				

Team Coach	Team Manager	Team Coach	Team Manager
NABIL MAALOUL (TUNISIA)	FARAJ ALENZI (KUWAIT)	ULRICH STIELIKE (GERMANY)	PARK IL KI (KOREA REPUBLIC)

Delegates

Referee	ALIREZA FAGHANI (IR. IRAN)	Match Commissioner	LE HOAI ANH (VIETNAM)
Assistant Referee 1	REZA SOKHANDAN (IR. IRAN)	Referee Assessor	FARKHAD ABDULLAEV (UZBEKISTAN)
Assistant Referee 2	MOHAMMADREZA ABOLFAZLI (IR. IRAN)	General Coordinator	SAIFUDDIN BIN ABU BAKAR (MALAYSIA)
Fourth Official	YUDAI YAMAMOTO (JAPAN)	Media Officer	MARTINS HARTMANIS (LATVIA)
Fifth Official	NAJAH RAHAM RASHID (IRAQ)		

G - Goal, Y - Yellow Card, R - Red Card, S - Substitute, PS - Penalty Shootout Made, PS- - Penalty Shootout Missed

### Team Statistics

Kuwait	Team Statistics	Korea Republic
0	Goals	1
0	1st half goals	1
1	Shots on target	6
6	Shots off target	4
4	Blocked shots	1
3	Corners	3
18	Fouls	21
2	Offsides	2
1	Yellow cards	3
0	Red cards	0
75.1%	Passing success	78.8%
31	Tackles	15
81%	Tackles success	53%
49.2%	Possession	50.8%
49%	Territorial advantage	51%
406	Total passes	430
16	Total crosses	11
153	Lost balls	150
65	Recoveries	58
44.7%	1st half possession	55.3%
53.6%	2nd half possession	46.4%

### Actual Playing Time

Date	Team	Opponent	Time	In Play	Times Out	Longest Run
13/01/15	Kuwait	Korea Republic	94:29	53:47	128	1:57





## Oman v Australia

Match	Date and Time	Duration	Stadium	Weather	Temp	Attendance		
10	13-JAN-2015 20:00	90	Stadium Australia, Sydney	Very good.	24C C	50276		
<b>OMAN</b>		<b>0</b>	0	1st Half	3	<b>4</b>	<b>AUSTRALIA</b>	
			0	2nd Half	1			
				Ext. Time				
				Penalty Kick				
Red	Red	Red			Yellow	Green	White	

No.	Pos	Name	G	Y	R	S	No.	Pos	Name	G	Y	R	S
1	GK	ALI AL HABSI (A.ALHABSI) (C)					1	GK	MATHEW RYAN (RYAN)				
2	DF	MOHAMMED AL-MUSALAMI (M.AL MUSALAMI)					2	DF	IVAN FRANJIC (FRANJIC)				
3	DF	JABER AL OWAISI (JABER)					3	DF	JASON DAVIDSON (DAVIDSON)		87		
6	FW	RAED SALEH (RAED)				88	4	FW	TIM CAHILL (CAHILL) (C)				51
8	MF	EID AL-FARSI (EID)					5	MF	MARK MILLIGAN (MILLIGAN)	45+2PK			
9	FW	ABDUL AZIZ AL-MAQBALI (ABDULAZIZ)					6	DF	MATTHEW SPIRANOVIC (SPIRANOVIC)		73		
12	MF	AHMED MUBARAK (AHMED)	36				7	MF	MATHEW LECKIE (LECKIE)				77
13	DF	ABDUL SALLAM AL MUKHAINI (ABDULSALLAM)		45+1			10	FW	ROBBIE KRUSE (KRUSE)	30			
16	DF	ALI SULAIMAN AL BUSAIDI (A.ALBUSAIDI)				46	17	MF	MATT MCKAY (MCKAY)	27			
20	FW	IMAD AL HOSNI (IMAD)				46*	20	DF	TRENT SAINSBURY (SAINSBURY)				
21	MF	MOHSIN AL KHALDI (MOHSIN)					21	MF	MASSIMO LUONGO (LUONGO)				51*

Substitutes

4	MF	ALI HILAL AL-JABRI (ALI)				46*
5	DF	NASSER AL SHAMLI (NASSER)				
7	FW	MOHAMED ALI SIYABI (M.ALSIYABI)				
10	FW	QASIM SAID (QASIM)				
11	DF	AMER SAID AL-SHATRI (AMER)				46
14	FW	YAQOOB AL-QASMI (YAQOOB)				
15	DF	ALI SALIM AL NAHAR (ALI SALIM)				88
17	DF	HASSAN MADHAFAR (H.MUDHAFAR)				
18	GK	MAZIN AL-KASBI (MAZIN)				
19	DF	AHMED SALEEM AL-MUKHAINI (A.ALMUKHAINI)				
22	GK	SULAIMAN AL BREIKI (SULAIMAN)				
23	FW	SAID AL RAZAIQI (S.ALRAZAIQI)				

Not Eligible

Not Playing

Substitutes

9	FW	TOMI JURIC (JURIC)	70			51
11	MF	TOM OAR (OAR)				77
12	GK	MITCHELL LANGERAK (LANGERAK)				
13	DF	AZIZ BEHICH (BEHICH)				
14	MF	JAMES TROISI (TROISI)				
16	FW	NATHAN BURNS (BURNS)				
18	GK	EUGENE GALEKOVIC (GALEKOVIC)				
19	MF	TERRY ANTONIS (ANTONIS)				
22	DF	ALEX WILKINSON (WILKINSON)				
23	MF	MARK BRESCIANO (BRESCIANO)				51*

Not Eligible

Not Playing

8	DF	CHRIS HERD (HERD)				
15	MF	MILE JEDINAK (JEDINAK)				

Team Coach	Team Manager	Team Coach	Team Manager
PAUL LE GUEN (FRANCE)	MOHAMMED SALEH AL ALAWI (OMAN)	ANGE POSTECOGLOU (AUSTRALIA)	JOEL FREEME (AUSTRALIA)

Delegates

Referee	RYUJI SATO (JAPAN)	Match Commissioner	AHMED SHAHIR (MALDIVES)
Assistant Referee 1	TORU SAGARA (JAPAN)	Referee Assessor	HANY TALEB BALLAN (QATAR)
Assistant Referee 2	TOSHIYUKI NAGI (JAPAN)	General Coordinator	YU JIN HO (KOREA REPUBLIC)

## Team Statistics

Oman	Team Statistics	Australia
0	Goals	4
0	1st half goals	3
2	Shots on target	9
5	Shots off target	11
3	Blocked shots	5
4	Corners	10
9	Fouls	16
0	Offsides	0
2	Yellow cards	2
0	Red cards	0
68.2%	Passing success	88.1%
26	Tackles	23
92%	Tackles success	70%
30.4%	Possession	69.6%
46%	Territorial advantage	54%
308	Total passes	700
9	Total crosses	28
153	Lost balls	145
63	Recoveries	65
28.2%	1st half possession	71.8%
32.8%	2nd half possession	67.2%

## Actual Playing Time

Date	Team	Opponent	Time	In Play	Times Out	Longest Run
13/01/15	Oman	Australia	97:42	58:16	119	1:47





### Australia v Korea Republic

Match	Date and Time	Duration	Stadium	Weather	Temp	Attendance
17	17-JAN-2015 19:00	90	Brisbane Stadium, Brisbane	Hot and Dry.	31 C	48513
<b>AUSTRALIA</b>		<b>0</b>	0 1st Half 1 0 2nd Half 0 Ext. Time Penalty Kick	<b>1</b>	<b>KOREA REPUBLIC</b>	
Navy Blue	Navy Blue	Navy Blue		White	White	White

No.	Pos	Name	G	Y	R	S	No.	Pos	Name	G	Y	R	S
1	GK	MATHEW RYAN (RYAN)					2	DF	KIM CHANGSOO (KIM CHANGSOO)		61		
2	DF	IVAN FRANJIC (FRANJIC)					3	DF	KIM JIN SU (KIM JINSU)				
5	MF	MARK MILLIGAN (MILLIGAN) (C)					5	DF	KWAK TAEHWI (KWAK TAEHWI)				
6	DF	MATTHEW SPIRANOVIC (SPIRANOVIC)		79			6	MF	PARK JOO HO (PARK JOOHO)				41
9	FW	TOMI JURIC (JURIC)					11	FW	LEE KEUN HO (LEE KEUNHO)				
13	DF	AZIZ BEHICH (BEHICH)					12	MF	HAN KYO WON (HAN KYOWON)		58		76
14	MF	JAMES TROISI (TROISI)				60	13	MF	KOO JA CHEOL (KOO JACHEOL)				39
16	FW	NATHAN BURNS (BURNS)		29		71	16	MF	KI SUNG YUENG (KI SUNGYUENG) (C)				
17	MF	MATT MCKAY (MCKAY)				71*	18	FW	LEE JEONGHYEOP (LEE JEONGHYEOP)	33			
20	DF	TRENT SAINSBURY (SAINSBURY)					19	DF	KIM YOUNG GWON (KIM YOUNGGWON)				
21	MF	MASSIMO LUONGO (LUONGO)					23	GK	KIM JIN HYEON (KIM JINHYEON)				

Substitutes							Substitutes						
3	DF	JASON DAVIDSON (DAVIDSON)					1	GK	JUNG SUNGRYONG (JUNG SUNGRYONG)				
4	FW	TIM CAHILL (CAHILL)		90+1		71*	4	DF	KIM JU YOUNG (KIM JU YOUNG)				
7	MF	MATHEW LECKIE (LECKIE)				60	7	MF	SON HEUNG MIN (SON HEUNGMIN)				39
10	FW	ROBBIE KRUSE (KRUSE)				71	8	MF	KIM MIN WOO (KIM MINWOO)				
11	MF	TOM OAR (OAR)					9	FW	CHO YOUNG CHEOL (CHO YOUNGCHEOL)				
12	GK	MITCHELL LANGERAK (LANGERAK)					10	MF	NAM TAE HEE (NAM TAEHEE)				
18	GK	EUGENE GALEKOVIC (GALEKOVIC)					14	MF	HAN KOOK YOUNG (HAN KOOKYOUNG)				41
19	MF	TERRY ANTONIS (ANTONIS)					15	MF	LEE MYUNG JOO (LEE MYUNGJOO)				
22	DF	ALEX WILKINSON (WILKINSON)					20	DF	JANG HYUNSOO (JANG HYUNSOO)				76
23	MF	MARK BRESCIANO (BRESCIANO)					21	GK	KIM SEUNG GYU (KIM SEUNGGYU)				
							22	DF	CHA DU RI (CHA DURU)				

Not Eligible							Not Eligible						
Not Playing							Not Playing						
8	DF	CHRIS HERD (HERD)					17	MF	LEE CHUNG YONG (LEE CHUNGYONG)				
15	MF	MILE JEDINAK (JEDINAK)											

Team Coach	Team Manager	Team Coach	Team Manager
ANGE POSTECOGLOU (AUSTRALIA)	JOEL FREEME (AUSTRALIA)	ULRICH STIELIKE (GERMANY)	PARK IL KI (KOREA REPUBLIC)

Delegates			
Referee	NAWAF SHUKRALLA (BAHRAIN)	Match Commissioner	RASHID AL-DOSARI (QATAR)
Assistant Referee 1	YASER TULEFAT (BAHRAIN)	Referee Assessor	FARKHAD ABDULLAEV (UZBEKISTAN)
Assistant Referee 2	EBRAHIM SALEH (BAHRAIN)	General Coordinator	SUMINORI GOKOH (JAPAN)
Fourth Official	MUHAMMAD TAQI (SINGAPORE)	Media Officer	ZHOU JIAN (CHINA PR)
Fifth Official	JEFFREY GOH (SINGAPORE)		

G - Goal, Y - Yellow Card, R - Red Card, S - Substitute, PS - Penalty Shootout Made, PS- - Penalty Shootout Missed

### Team Statistics

Australia	Team Statistics	Korea Republic
0	Goals	1
0	1st half goals	1
6	Shots on target	3
5	Shots off target	3
3	Blocked shots	3
7	Corners	4
19	Fouls	13
2	Offsides	1
3	Yellow cards	2
0	Red cards	0
87.8%	Passing success	68.6%
11	Tackles	27
91%	Tackles success	81%
67.2%	Possession	32.8%
56%	Territorial advantage	44%
515	Total passes	255
24	Total crosses	9
139	Lost balls	126
50	Recoveries	53
64.8%	1st half possession	35.2%
69.6%	2nd half possession	30.4%

### Actual Playing Time

Date	Team	Opponent	Time	In Play	Times Out	Longest Run
17/01/15	Australia	Korea Republic	101:10	53:43	122	2:35





## Oman v Kuwait

Match	Date and Time	Duration	Stadium	Weather	Temp	Attendance
18	17-JAN-2015 20:00	90	Newcastle Stadium, Newcastle	Clear	+25 C C	7499
<b>OMAN</b>		<b>1</b>	0 1st Half 0 2nd Half 0 Ext. Time Penalty Kick	<b>0</b>	<b>KUWAIT</b>	
Red	Red	Red		Blue	Blue	Blue

No.	Pos	Name	G	Y	R	S	No.	Pos	Name	G	Y	R	S
1	GK	ALI AL HABSI (A.ALHABSI) (C)					2	DF	AMER ALMATOUG ALFADHEL (ALMATOUG)				
3	DF	JABER AL OWAISI (JABER)					3	DF	FAHAD AWAD SHAHEEN (F. SHAHEEN)				
6	FW	RAED SALEH (RAED)				90+2	5	MF	FAHAD ALHAJERI (F. ALHAJERI)				
8	MF	EID AL-FARSI (EID)					9	MF	ABDULLAH AL BURAIKI (A. ALBURAIKI)				
9	FW	ABDUL AZIZ AL-MAQBALI (ABDULAZIZ)	69				10	MF	ABDULAZIZ ALENEZI (AZIZ)		60		74*
10	FW	QASIM SAID (QASIM)				82	11	MF	FAHED AL EBRAHIM (F. ALEBRAHIM)		24		74
12	MF	AHMED MUBARAK (AHMED)					13	DF	MESAED ALENZI (M. ALENZI) (C)				
13	DF	ABDUL SALLAM AL MUKHAINI (ABDULSALLAM)		66			16	MF	FAISAL ZAYED ALHARBI (FAISAL Z.)				68
15	DF	ALI SALIM AL NAHAR (ALI SALIM)					20	MF	YOUSEF NASER (YOUSEF N.)				
16	DF	ALI SULAIMAN AL BUSAIDI (A.ALBUSAIDI)					21	DF	ALI ALMAQSEED (A. ALMAQSEED)				
23	FW	SAID AL RAZAIQI (S.ALRAZAIQI)				58	22	GK	SULAIMAN ABDULGHAFOOR (S. ABDULGHAFOUR)				

Substitutes

2	DF	MOHAMMED AL-MUSALAMI (M.ALMUSALAMI)				
4	MF	ALI HILAL AL-JABRI (ALI)				82
5	DF	NASSER AL SHAMLI (NASSER)				90+2
7	FW	MOHAMED ALI SIYABI (M.ALSIYABI)				58
11	DF	AMER SAID AL-SHATRI (AMER)				
14	FW	YAQOOB AL-QASMI (YAQOOB)				
17	DF	HASSAN MADHAFAR (H.MUDHAFAR)				
18	GK	MAZIN AL-KASBI (MAZIN)				
19	DF	AHMED SALEEM AL-MUKHAINI (A.ALMUKHAINI)				
20	FW	IMAD AL HOSNI (IMAD)				
21	MF	MOHSIN AL KHALDI (MOHSIN)				
22	GK	SULAIMAN AL BREIKI (SULAIMAN)				

Substitutes

1	GK	KHALED AL RASHIDI (AL RASHIDI)				
4	DF	ALI HUSSAIN FADHEL (HUSSAIN F.)				
6	MF	KHALED ALQAHTANI (KH. ALQAHTANI)				
7	DF	TALAL ALFADHEL (T. ALFADHEL)				
8	MF	SALEH SHEIKH ALHENDI (SALEH)				
12	DF	SULTAN ALENEZI (SULTAN)				
14	MF	TALAL AL AMER (TALAL )				74
15	FW	FAISAL ALENEZI (FAISAL)				74*
17	FW	BADER AL ALMOTAWAA (ALMOTAWAA)				68
18	MF	KHALED EBRAHIM HAJIAH (KHALED E.)				
19	FW	A. ALSHAMMARI (A. ALSHAMMARI)				
23	GK	HAMEED YOUSSEF (HAMEED Y.)				

Not Eligible

Not Eligible

Not Playing

Not Playing

Team Coach	Team Manager	Team Coach	Team Manager
PAUL LE GUEN (FRANCE)	MOHAMMED SALEH AL ALAWI (OMAN)	NABIL MAALOUL (TUNISIA)	FARAJ ALENZI (KUWAIT)

Delegates

Referee	FAHAD ALMIRDASI (SAUDI ARABIA)	Match Commissioner	KEMEL TOKABAEV (KYRGYZSTAN)
Assistant Referee 1	BADR ALI ALSHUMRANI (SAUDI ARABIA)	Referee Assessor	JOHN CHIA (SINGAPORE)
Assistant Referee 2	ABDULAH ALSHALWAI (SAUDI ARABIA)	General Coordinator	BRIAN SEE (MALAYSIA)
Fourth Official	YUDAI YAMAMOTO (JAPAN)	Media Officer	JESSIE DAI (CHINA PR)
Fifth Official	AZMAN ISMAIL (MALAYSIA)		

G - Goal, Y - Yellow Card, R - Red Card, S - Substitute, PS - Penalty Shootout Made, PS- - Penalty Shootout Missed

## Team Statistics

Oman	Team Statistics	Kuwait
1	Goals	0
0	1st half goals	0
3	Shots on target	1
2	Shots off target	13
0	Blocked shots	3
3	Corners	7
16	Fouls	8
2	Offsides	1
1	Yellow cards	2
0	Red cards	0
73.6%	Passing success	83.6%
15	Tackles	22
87%	Tackles success	77%
41.3%	Possession	58.7%
51%	Territorial advantage	49%
383	Total passes	543
12	Total crosses	21
158	Lost balls	144
63	Recoveries	61
46.7%	1st half possession	53.3%
35.5%	2nd half possession	64.5%

## Actual Playing Time

Date	Team	Opponent	Time	In Play	Times Out	Longest Run
17/01/15	Oman	Kuwait	94:15	55:46	113	3:21







Qualified for quarter-finals  
Korea Republic and Australia

The Group A encounter between Australia and Korea Republic was unquestionably its most eagerly awaited as the meeting between the tournament hosts and two-time AFC Asian Cup winners was an early meeting between two genuine title contenders.

The Socceroos and the Taeguk Warriors went into the 'blockbuster in Brisbane' both, as many predicted, boasting 100 percent records.

But the manner of their respective wins over Kuwait and Oman stood in stark contrast, with Uli Stielike's injury-hit South Koreans labouring somewhat to single goal victories while Ange Postecoglou's scintillating Socceroos scoring four times in each of their matches against the Gulf sides.

Eight different players had scored for Australia as Postecoglou made the most of his squad depth and the former Brisbane Roar manager continued to ring the changes by fielding a new-look attack, with A-League leading scorer Nathan Barnes getting his first start of the Group Stage having appeared as a substitute in the opening match in Melbourne.

The Socceroos still displayed the swagger shown in the first two matches but against a well-organised and hard-working Korea Republic side, they lacked the cutting edge shown against Kuwait and Oman.

The Koreans, showing six changes from the previous starting 11, certainly proved a sterner challenge for the tournament hosts, even if the fans 'Down Under' had yet to see the best of the Taeguk Warriors.

But, inspired by an industrious performance by skipper Ki Sung-yueng, who was returning to the city where he spent four years at high school, and most significantly Lee Jeong-hyeop's 33rd minute winner, the Koreans spoiled the party of the majority of the 55,000 fans and advanced to the last eight with a 100 percent record.

Meanwhile, in what was the first of two 'Gulf derbies' in the final round of Group Stage matches that would determine who finished in the third and fourth positions Abdulaziz Al Muqbali's 69th minute strike saw Oman consign Kuwait to last place in Group A.

Korea Republic's defeat of Australia to top the table with a 100 percent record and Oman's victory over the 1980 Asian Cup winners, took the tally of matches without a draw to 20 as the AFC Asian Cup Australia 2015 beat the record of 18 consecutive matches without a draw in a major tournament that was shared with the 1930 FIFA World Cup.



Group B								
Team	P	W	D	L	F	A	GD	Pts
CHINA P.R.	3	3	0	0	5	2	3	9
UZBEKISTAN	3	2	0	1	5	3	2	6
SAUDI ARABIA	3	1	0	2	5	5	0	3
DPR KOREA	3	0	0	3	2	7	-5	0

### Uzbekistan v DPRK

Match	Date and Time	Duration	Stadium	Weather	Temp	Attendance
3	10-JAN-2015 18:00	90	Stadium Australia, Sydney	Fair ( was raining.)	28C C	12078
<b>UZBEKISTAN</b>		<b>1</b>	0 1st Half 0 2nd Half 0 Ext. Time 0 Penalty Kick	<b>0</b>	<b>DPR KOREA</b>	
White	White	White		Red	Red	Red

No.	Pos	Name	G	Y	R	S	No.	Pos	Name	G	Y	R	S
3	DF	SHAVKATJON MULLADJANOV (MULLADJANOV)					1	GK	RI MYONG GUK (R. MYONG GUK)				
5	DF	ANZUR ISMAILOV (ISMAILOV)					3	DF	JANG SONG HYOK (J. SONG HYOK)				
7	MF	AZIZBEK HAYDAROV (HAYDAROV)					4	DF	JON KWANG IK (J. KWANG IK)				
8	MF	SERVER DJEPAROV (DJEPAROV) (C)					8	MF	RYANG YONG GI (R. YONG GI)				
9	MF	ODIL AKHMEDOV (AKHMEDOV)				72	9	MF	PAK SONG CHOL (P. SONG CHOL) (C)				
11	MF	IGOR SERGEEV (SERGEEV)	62			88	10	FW	PAK KWANG RYONG (P. KWANG RYONG)				
12	GK	IGNATIY NESTEROV (NESTEROV)					11	MF	JONG IL GWAN (J. IL GWAN)				
17	MF	SANJAR TURSUNOV (TURSUNOV)				90+2	15	DF	JANG KUK CHOL (J. KUK CHOL)				
18	MF	TIMUR KAPADZE (KAPADZE)					16	DF	CHA JONG HYOK (C. JONG HYOK)				
19	DF	VITALIY DENISOV (DENISOV)					17	FW	SO HYON UK (S. HYON UK)				65
23	DF	AKMAL SHORAKHMEDOV (SHORAKHMEDOV)		86			19	MF	RI YONG JIK (R. YONG JIK)		79		

Substitutes						Substitutes					
1	GK	ELDORBEBK SUYUNOV (SUYUNOV)				2	DF	RI CHANG HO (R. CHANG HO)			
2	DF	EGOR KRIMETS (KRIMETS)				5	DF	HAN SONG HYOK (H. SONG HYOK)			
4	MF	SARDOR RASHIDOV (RASHIDOV)			72	6	DF	RO HAK SU (R. HAK SU)			
6	FW	BAKHODIR NASIMOV (NASIMOV)			88	12	FW	OM CHOL SONG (O. CHOL SONG)			65
10	MF	JAMSHID ISKANDEROV (ISKANDEROV)			90+2	13	DF	SIM HYON JIN (S. HYON JIN)			
13	MF	LUTFULLA TURAEV (TURAEV L)				14	FW	KYE SONG HYOK (K. SONG HYOK)			
14	DF	SHUKHRAT MUKHAMMADIEV (MUKHAMMADIEV)				18	GK	RI KWANG IL (R. KWANG IL)			
15	MF	JASUR KHASANOV (KHASANOV)				20	FW	CHOE WON (C. WON)			
16	FW	VOKHID SHODIEV (SHODIEV)				21	MF	O HYOK CHOL (O. HYOK CHOL)			
21	GK	AKBAR TURAEV (TURAEV A)				22	GK	JU KWANG MIN (J. KWANG MIN)			
22	MF	FARRUKH SAYFIEV (SAYFIEV)									

Not Eligible						Not Eligible					
20	DF	ISLOM TUHTAHUJAEV (TUHTAHUJAEV)				7	MF	RI SANG CHOL (R. SANG CHOL)			

Team Coach		Team Manager		Team Coach		Team Manager	
MIRDJALAL KASIMOV (UZBEKISTAN)		RAMIL ILYASOV (UZBEKISTAN)		JO TONG SOP (KOREA, DPR)		CHOE NAM HYOK (KOREA, DPR)	

Delegates			
Referee	NAWAF SHUKRALLA (BAHRAIN)	Match Commissioner	AHMED SHAHIR (MALDIVES)
Assistant Referee 1	YASER TULEFAT (BAHRAIN)	Referee Assessor	NOBORU ISHIYAMA (JAPAN)
Assistant Referee 2	EBRAHIM SALEH (BAHRAIN)	General Coordinator	YU JIN HO (KOREA REPUBLIC)
Fourth Official	AMMAR ALI ALJUNEIBI (UNITED ARAB EMIRATES)	Media Officer	LEE SEUNGHUN (KOREA REPUBLIC)
Fifth Official	PALITHA HEMATHUNGA (SRI LANKA)		

G - Goal, Y - Yellow Card, R - Red Card, S - Substitute, PS - Penalty Shootout Made, PS - Penalty Shootout Missed

### Team Statistics

Uzbekistan	Team Statistics	DPR Korea
1	Goals	0
0	1st half goals	0
5	Shots on target	3
11	Shots off target	2
8	Blocked shots	1
7	Corners	5
17	Fouls	11
0	Offsides	2
1	Yellow cards	1
0	Red cards	0
84.3%	Passing success	72.0%
18	Tackles	17
89%	Tackles success	88%
59.7%	Possession	40.3%
64%	Territorial advantage	36%
510	Total passes	346
24	Total crosses	12
141	Lost balls	153
69	Recoveries	55
60.8%	1st half possession	39.2%
58.3%	2nd half possession	41.7%

### Actual Playing Time

Date	Team	Opponent	Time	In Play	Times Out	Longest Run
10/01/15	Uzbekistan	DPR Korea	96:53	55:43	122	2:08





Saudi Arabia v China P.R.

Match	Date and Time	Duration	Stadium	Weather	Temp	Attendance
4	10-JAN-2015 19:00	90	Brisbane Stadium, Brisbane	nice waether	29c C	12557
<b>SAUDI ARABIA</b>		<b>0</b>	1st Half	0	<b>1</b>	<b>CHINA P.R.</b>
			2nd Half	1		
			Ext. Time			
			Penalty Kick			
White	White	White		Red	Red	Red

No.	Pos	Name	G	Y	R	S	No.	Pos	Name	G	Y	R	S
1	GK	WALEED ABDULLAH (WALEED)					2	DF	REN HANG (REN H)		60		
2	DF	SAEED ALMUWALLAD (SAEED)		68		89	3	DF	MEI FANG (MEI F)				79
3	DF	OSAMA HAWSAWI (OSAMA)					5	DF	ZHANG LINPENG (ZHANG L P)				
5	DF	OMAR HOWSAWI (OMAR)					7	FW	WU LEI (WU L)				
6	FW	MUSTAFA ALBASSAS (MUSTAFA)		71		84	10	MF	ZHENG ZHI (ZHENG ZH) (C)		34		
7	MF	SALMAN ALFARAJ (SALMAN)		36			11	MF	HAO JUNMIN (HAO J M)				69*
9	FW	NAIF HAZAZI (HAZAZI)					14	FW	JI XIANG (JI X)		57		
13	DF	YASIR ALSHAHRANI (YASIR)					15	MF	WU XI (WU X)				
14	MF	SAUD KARIRI (KARIRI) (C)					17	DF	ZHANG CHENG DONG (ZHANG CH D)				69
18	MF	SALEM ALDAWSARI (SALEM)					21	MF	YU HAI (YU H)		81		
20	MF	NAWAF ALABID (NAWAF)					23	GK	WANG DALEI (WANG D L)				

Substitutes

4	DF	ABDULLA ALDOSSARY (ALDOSSARY)				
8	MF	YAHIA ALSHEHRI (YAHIA)				89
10	FW	MOHAMMED AL SAHLAWI (ALSAHLAWI)				84
11	MF	WALEED BAKSHWN (BAKSHWN)				
12	DF	HASSAN MUATH FALLATAH (H.MUATH)				
15	MF	IBRAHIM GHALEB (IBRAHIM)				
16	DF	MOTAZ HAWSAWI (MOTAZ)				
21	GK	ABDULLAH ALSDAIRY (ALSDAIRY)				
22	GK	ABDULLAH ALENEZI (ALENEZI)				
23	DF	MAJED ALMARSHADI (ALMARSHADI)				

Substitutes

1	GK	ZENG CHENG (ZENG CH)				
4	MF	JIANG ZHIPENG (JIANG ZH P)				79
6	MF	LI ANG (LI A)				
8	MF	CAI HUIKANG (CAI H K)				
9	FW	YANG XU (YANG X)				69*
12	GK	YAN JUNLING (YAN J L)				
13	MF	LIU JIANYE (LIU J Y)				
18	FW	GAO LIN (GAO L)				
19	FW	LIU BIN BIN (LIU B B)				
20	MF	YU HANCHAO (YU H CH)				69
22	MF	LIAO LISHENG (LIAO L SH)				

Not Eligible

19	FW	FHAD ALMUWALLAD (FHAD)				
----	----	------------------------	--	--	--	--

Not Eligible

16	MF	SUN KE (SUN K)				
----	----	----------------	--	--	--	--

Not Playing

17	MF	TAISEER AL JASSAM (TAISEER)				
----	----	-----------------------------	--	--	--	--

Not Playing

--	--	--	--	--	--	--

Team Coach	Team Manager	Team Coach	Team Manager
AURELIAN COSMIN OLAROIU (ROMANIA)	ZAKI IBRAHIM AL SALEH (SAUDI ARABIA)	ALAIN PERRIN (FRANCE)	LIU DIANQIU (CHINA PR)

Delegates

Referee	ALIREZA FAGHANI (IR. IRAN)	Match Commissioner	RASHID AL-DOSARI (QATAR)
Assistant Referee 1	REZA SOKHANDAN (IR. IRAN)	Referee Assessor	EDWARD LENNIE (AUSTRALIA)
Assistant Referee 2	MOHAMMADREZA ABOLFAZLI (IR. IRAN)	General Coordinator	SUMINORI GOKOH (JAPAN)
Fourth Official	MUHAMMAD TAQI (SINGAPORE)	Media Officer	ZHOU JIAN (CHINA PR)
Fifth Official	JEFFREY GOH (SINGAPORE)		

G - Goal, Y - Yellow Card, R - Red Card, S - Substitute, PS - Penalty Shootout Made, PS- - Penalty Shootout Missed

Team Statistics

Saudi Arabia	Team Statistics	China PR
0	<b>Goals</b>	1
0	<b>1st half goals</b>	0
1	<b>Shots on target</b>	2
2	<b>Shots off target</b>	2
3	<b>Blocked shots</b>	3
3	<b>Corners</b>	3
15	<b>Fouls</b>	14
2	<b>Offsides</b>	1
3	<b>Yellow cards</b>	3
0	<b>Red cards</b>	0
83.9%	<b>Passing success</b>	80.8%
18	<b>Tackles</b>	18
83%	<b>Tackles success</b>	78%
55.9%	<b>Possession</b>	44.1%
52%	<b>Territorial advantage</b>	48%
492	<b>Total passes</b>	380
13	<b>Total crosses</b>	11
131	<b>Lost balls</b>	126
49	<b>Recoveries</b>	54
49.0%	<b>1st half possession</b>	51.0%
64.4%	<b>2nd half possession</b>	35.6%

Actual Playing Time

Date	Team	Opponent	Time	In Play	Times Out	Longest Run
10/01/15	Saudi Arabia	China PR	95:30	53:45	100	2:56





DPRK v Saudi Arabia

Team Statistics

Match	Date and Time	Duration	Stadium			Weather	Temp	Attendance
11	14-JAN-2015 18:00	90	Melbourne Rectangular Stadium, Melbourne			Cloudy	20 C	12459
<b>DPR KOREA</b>		<b>1</b>	1	1st Half	1	<b>4</b>	<b>SAUDI ARABIA</b>	
			0	2nd Half	3			
				Ext. Time				
				Penalty Kick				
White	White	White				Green	Green	Green

No.	Pos	Name	G	Y	R	S	No.	Pos	Name	G	Y	R	S
1	GK	RI MYONG GUK (R. MYONG GUK)					1	GK	WALEED ABDULLAH (WALEED)				
3	DF	JANG SONG HYOK (J. SONG HYOK)					3	DF	OSAMA HAWSAWI (OSAMA)				
4	DF	JON KWANG IK (J. KWANG IK)					4	DF	ABDULLA ALDOSSARY (ALDOSSARY)				
8	MF	RYANG YONG GI (R. YONG GI)	12			87	5	DF	OMAR HOWSAWI (OMAR)				
9	MF	PAK SONG CHOL (P. SONG CHOL) (C)				55	7	MF	SALMAN ALFARAJ (SALMAN)				
10	FW	PAK KWANG RYONG (P. KWANG RYONG)					9	FW	NAIF HAZAZI (HAZAZI)	37			
11	MF	JONG IL GWAN (J. IL GWAN)		1			10	FW	MOHAMMED AL SAHLAWI (ALSAHLAWI)				74
13	DF	SIM HYON JIN (S. HYON JIN)		71			12	DF	HASSAN MUATH FALLATAH (H.MUATH)				
15	DF	JANG KUK CHOL (J. KUK CHOL)					14	MF	SAUD KARIRI (KARIRI) (C)				79
16	DF	CHA JONG HYOK (C. JONG HYOK)				58	18	MF	SALEM ALDAWSARI (SALEM)				
19	MF	RI YONG JIK (R. YONG JIK)				75	20	MF	NAWAF ALABID (NAWAF)	76			82

Substitutes							Substitutes						
2	DF	RI CHANG HO (R. CHANG HO)					2	DF	SAEED ALMUWALLAD (SAEED)				
5	DF	HAN SONG HYOK (H. SONG HYOK)					6	FW	MUSTAFA ALBASSAS (MUSTAFA)				
6	DF	RO HAK SU (R. HAK SU)				58	8	MF	YAHIA ALSHEHRI (YAHIA)				
12	FW	OM CHOL SONG (O. CHOL SONG)					11	MF	WALEED BAKSHWN (BAKSHWN)				
14	FW	KYE SONG HYOK (K. SONG HYOK)					13	DF	YASIR ALSHAHRANI (YASIR)				
17	FW	SO HYON UK (S. HYON UK)					15	MF	IBRAHIM GHALEB (IBRAHIM)				79
18	GK	RI KWANG IL (R. KWANG IL)					16	DF	MOTAZ HAWSAWI (MOTAZ)				
20	FW	CHOE WON (C. WON)		90+3		87	17	MF	TAISEER AL JASSAM (TAISEER)				74
21	MF	O HYOK CHOL (O. HYOK CHOL)				55	19	FW	FHAD ALMUWALLAD (FHAD)				82
22	GK	JU KWANG MIN (J. KWANG MIN)					21	GK	ABDULLAH ALSDAIRY (ALSDAIRY)				
							22	GK	ABDULLAH ALENEZI (ALENEZI)				
							23	DF	MAJED ALMARSHADI (ALMARSHADI)				

Not Eligible							Not Eligible						
7	MF	RI SANG CHOL (R. SANG CHOL)											

Not Playing ( @ 52,54)

Team Coach	Team Manager	Team Coach	Team Manager
JO TONG SOP (KOREA, DPR)	CHOE NAM HYOK (KOREA, DPR)	AURELIAN COSMIN OLAROIU (ROMANIA)	ZAKI IBRAHIM AL SALEH (SAUDI ARABIA)

Delegates			
Referee	ABDULLAH MOHAMED AL HILALI (OMAN)	Match Commissioner	VINCENT YUEN (HONG KONG)
Assistant Referee 1	HAMED SULAIMAN AL MAYAHI (OMAN)	Referee Assessor	JOHN CHIA (SINGAPORE)
Assistant Referee 2	ABU BAKAR AL-AMRI (OMAN)	General Coordinator	PAVEL LUZANOV (KYRGYZSTAN)
Fourth Official	AMMAR ALI ALJNEIBI (UNITED ARAB EMIRATES)	Media Officer	LIU LINGLING (CHINA PR)
Fifth Official	AKANE YAGI (JAPAN)		

G - Goal, Y - Yellow Card, R - Red Card, S - Substitute, PS - Penalty Shootout Made, PS- - Penalty Shootout Missed

DPR Korea	Team Statistics	Saudi Arabia
1	<b>Goals</b>	4
1	<b>1st half goals</b>	1
5	<b>Shots on target</b>	7
4	<b>Shots off target</b>	8
3	<b>Blocked shots</b>	6
2	<b>Corners</b>	6
19	<b>Fouls</b>	8
1	<b>Offsides</b>	1
3	<b>Yellow cards</b>	0
1	<b>Red cards</b>	0
69.9%	<b>Passing success</b>	86.2%
23	<b>Tackles</b>	12
87%	<b>Tackles success</b>	92%
38.0%	<b>Possession</b>	62.0%
46%	<b>Territorial advantage</b>	54%
349	<b>Total passes</b>	556
7	<b>Total crosses</b>	20
145	<b>Lost balls</b>	141
59	<b>Recoveries</b>	69
40.3%	<b>1st half possession</b>	59.7%
35.5%	<b>2nd half possession</b>	64.5%

Actual Playing Time

Date	Team	Opponent	Time In Play	Times Out	Longest Run
14/01/15	DPR Korea	Saudi Arabia	94:50	54:12	109
					2:40





China P.R. v Uzbekistan

Match	Date and Time	Duration	Stadium	Weather	Temp	Attendance							
12	14-JAN-2015 19:00	90	Brisbane Stadium, Brisbane	nice with little shower.	27 C	13674							
<b>CHINA P.R.</b>		<b>2</b>	0 1st Half 2 2nd Half Ext. Time Penalty Kick	<b>1</b>	<b>UZBEKISTAN</b>								
White	White	White		Blue	Blue	Blue							
No.	Pos	Name	G	Y	R	S	No.	Pos	Name	G	Y	R	S
2	DF	REN HANG (REN H)		35			3	DF	SHAVKATJON MULLADJANOV (MULLADJANOV)		18		46
3	DF	MEI FANG (MEI F)					5	DF	ANZUR ISMAILOV (ISMAILOV)				
4	MF	JIANG ZHIPENG (JIANG ZH P)					7	MF	AZIZBEK HAYDAROV (HAYDAROV)				
5	DF	ZHANG LINPENG (ZHANG L P)					8	MF	SERVER DJEPAROV (DJEPAROV) (C)				62
7	FW	WU LEI (WU L)					9	MF	ODIL AKHMEDOV (AKHMEDOV)	23			
10	MF	ZHENG ZHI (ZHENG ZH) (C)					11	MF	IGOR SERGEEV (SERGEEV)				
15	MF	WU XI (WU X)	54				12	GK	IGNATIY NESTEROV (NESTEROV)				
17	DF	ZHANG CHENGDONG (ZHANG CH D)				81	17	MF	SANJAR TURSUNOV (TURSUNOV)				71
18	FW	GAO LIN (GAO L)				66	18	MF	TIMUR KAPADZE (KAPADZE)				
21	MF	YU HAI (YU H)				46	19	DF	VITALIY DENISOV (DENISOV)				
23	GK	WANG DALEI (WANG D L)					23	DF	AKMAL SHORAKHMEDOV (SHORAKHMEDOV)				

Substitutes

1	GK	ZENG CHENG (ZENG CH)				
6	MF	LI ANG (LI A)				
8	MF	CAI HUIKANG (CAI H K)				
9	FW	YANG XU (YANG X)				
11	MF	HAO JUNMIN (HAO J M)				46
12	GK	YAN JUNLING (YAN J L)				
13	MF	LIU JIANYE (LIU J Y)				
14	FW	JI XIANG (JI X)				
16	MF	SUN KE (SUN K)	68			66
19	FW	LIU BIN BIN (LIU B B)				81
20	MF	YU HANCHAO (YU H CH)				
22	MF	LIAO LISHENG (LIAO L SH)				

Not Eligible

Not Playing

Team Coach	Team Manager	Team Coach	Team Manager
ALAIN PERRIN (FRANCE)	LIU DIANQIU (CHINA PR)	MIRDJALAL KASIMOV (UZBEKISTAN)	RAMIL ILYASOV (UZBEKISTAN)

Substitutes

1	GK	ELDORBЕК SUYUNOV (SUYUNOV)				
2	DF	EGOR KRIMETS (KRIMETS)				
4	MF	SARDOR RASHIDOV (RASHIDOV)				62
6	FW	BAKHODIR NASIMOV (NASIMOV)				
10	MF	JAMSHID ISKANDEROV (ISKANDEROV)				
13	MF	LUTFULLA TURAEV (TURAEV L)				
14	DF	SHUKHRAT MUKHAMMADIEV (MUKHAMMADIEV)				
15	MF	JASUR KHASANOV (KHASANOV)				71
16	FW	VOKHID SHODIEV (SHODIEV)				
20	DF	ISLOM TUHTAHUJAEV (TUHTAHUJAEV)				46
21	GK	AKBAR TURAEV (TURAEV A)				
22	MF	FARRUKH SAYFIEV (SAYFIEV)				

Not Eligible

Not Playing

Delegates			
Referee	MOHAMMED ABDULLA HASSAN (UNITED ARAB EMIRATES)	Match Commissioner	RASHID AL-DOSARI (QATAR)
Assistant Referee 1	MOHAMED ALHAMMADI (UNITED ARAB EMIRATES)	Referee Assessor	EDWARD LENNIE (AUSTRALIA)
Assistant Referee 2	HASAN ALMAHRI (UNITED ARAB EMIRATES)	General Coordinator	SUMINORI GOKOH (JAPAN)
Fourth Official	CRISHANTHA DILAN PERERA (SRI LANKA)	Media Officer	ZHOU JIAN (CHINA PR)
Fifth Official	PALITHA HEMATHUNGA (SRI LANKA)		

G - Goal, Y - Yellow Card, R - Red Card, S - Substitute, PS - Penalty Shootout Made, PS- - Penalty Shootout Missed

Team Statistics

China PR	Team Statistics	Uzbekistan
2	Goals	1
0	1st half goals	1
3	Shots on target	3
7	Shots off target	1
3	Blocked shots	2
3	Corners	1
8	Fouls	16
1	Offsides	0
1	Yellow cards	1
0	Red cards	0
87.5%	Passing success	84.4%
15	Tackles	15
67%	Tackles success	93%
50.0%	Possession	50.0%
50%	Territorial advantage	50%
514	Total passes	519
16	Total crosses	12
113	Lost balls	125
54	Recoveries	59
46.8%	1st half possession	53.2%
53.2%	2nd half possession	46.8%

Actual Playing Time

Date	Team	Opponent	Time	In Play	Times Out	Longest Run
14/01/15	China PR	Uzbekistan	93:25	62:41	80	6:37





## Uzbekistan v Saudi Arabia

Match	Date and Time	Duration	Stadium	Weather	Temp	Attendance
19	18-JAN-2015 20:00	90	Melbourne Rectangular Stadium, Melbourne	Cloudy	15-17 C	10871
<b>UZBEKISTAN</b>		<b>3</b>	1 1st Half 0 2 2nd Half 1 Ext. Time Penalty Kick	<b>1</b>	<b>SAUDI ARABIA</b>	
White	White	White		Green	Green	Green

No.	Pos	Name	G	Y	R	S	No.	Pos	Name	G	Y	R	S
3	DF	SHAVKATJON MULLADJANOV (MULLADJANOV)					1	GK	WALEED ABDULLAH (WALEED)				
4	MF	SARDOR RASHIDOV (RASHIDOV)	@			89	3	DF	OSAMA HAWSAWI (OSAMA)		90+2		
5	DF	ANZUR ISMAILOV (ISMAILOV)		58			4	DF	ABDULLA ALDOSSARY (ALDOSSARY)		62		83
6	FW	BAKHODIR NASIMOV (NASIMOV)					5	DF	OMAR HOWSAWI (OMAR)				
7	MF	AZIZBEK HAYDAROV (HAYDAROV)					7	MF	SALMAN ALFARAJ (SALMAN)				
9	MF	ODIL AKHMEDOV (AKHMEDOV) (C)					9	FW	NAIF HAZAZI (HAZAZI)				
10	MF	JAMSHID ISKANDEROV (ISKANDEROV)				66	10	FW	MOHAMMED AL SAHLAWI (ALSAHLAWI)	60	68		
12	GK	IGNATIY NESTEROV (NESTEROV)					13	DF	YASIR ALSHAHRANI (YASIR)				
14	DF	SHUKHRAT MUKHAMMADIEV (MUKHAMMADIEV)		53		87	14	MF	SAUD KARIRI (KARIRI) (C)				74
15	MF	JASUR KHASANOV (KHASANOV)					18	MF	SALEM ALDAWSARI (SALEM)				
19	DF	VITALIY DENISOV (DENISOV)		59			20	MF	NAWAF ALABID (NAWAF)				90+2

Substitutes

1	GK	ELDORBЕК SUYUNOV (SUYUNOV)				
2	DF	EGOR KRIMETS (KRIMETS)				
8	MF	SERVER DJEPAROV (DJEPAROV)				
11	MF	IGOR SERGEEV (SERGEEV)				
13	MF	LUTFULLA TURAEV (TURAEV L)				
16	FW	VOKHID SHODIEV (SHODIEV)	71	78		66
17	MF	SANJAR TURSUNOV (TURSUNOV)				89
18	MF	TIMUR KAPADZE (KAPADZE)				
21	GK	AKBAR TURAEV (TURAEV A)				
22	MF	FARRUKH SAYFIEV (SAYFIEV)		79		
23	DF	AKMAL SHORAKHMEDOV (SHORAKHMEDOV)				87

Not Eligible

Not Playing

20	DF	ISLOM TUHTAHUJAEV (TUHTAHUJAEV)				
----	----	---------------------------------	--	--	--	--

(@ 2,78)

Team Coach	Team Manager	Team Coach	Team Manager
MIRDJALAL KASIMOV (UZBEKISTAN)	RAMIL ILYASOV (UZBEKISTAN)	AURELIAN COSMIN OLAROIU (ROMANIA)	ZAKI IBRAHIM AL SALEH (SAUDI ARABIA)

Delegates

Referee	BENJAMIN WILLIAMS (AUSTRALIA)	Match Commissioner	VINCENT YUEN (HONG KONG)
Assistant Referee 1	MATTHEW CREAM (AUSTRALIA)	Referee Assessor	HANY TALEB BALLAN (QATAR)
Assistant Referee 2	PAUL CETRANGOLO (AUSTRALIA)	General Coordinator	PAVEL LUZANOV (KYRGYZSTAN)
Fourth Official	AMMAR ALI ALJNEIBI (UNITED ARAB EMIRATES)	Media Officer	LIU LINGLING (CHINA PR)
Fifth Official	AKANE YAGI (JAPAN)		

G - Goal, Y - Yellow Card, R - Red Card, S - Substitute, PS - Penalty Shootout Made, PS- - Penalty Shootout Missed

## Team Statistics

Uzbekistan	Team Statistics	Saudi Arabia
3	Goals	1
1	1st half goals	0
5	Shots on target	2
4	Shots off target	3
1	Blocked shots	0
3	Corners	1
29	Fouls	7
3	Offsides	0
5	Yellow cards	3
0	Red cards	0
67.6%	Passing success	82.4%
28	Tackles	12
82%	Tackles success	100%
36.0%	Possession	64.0%
53%	Territorial advantage	47%
330	Total passes	584
6	Total crosses	18
149	Lost balls	169
77	Recoveries	65
39.5%	1st half possession	60.5%
31.7%	2nd half possession	68.3%

## Actual Playing Time

Date	Team	Opponent	Time In Play	Times Out	Longest Run
18/01/15	Uzbekistan	Saudi Arabia	97:09	56:35	110
					2:16





China v DPRK

Team Statistics

Match	Date and Time	Duration	Stadium	Weather	Temp	Attendance
20	18-JAN-2015 20:00	90	Canberra Stadium, Canberra	Cool and dry	22 Degrees Celsi C	18457
<b>CHINA P.R.</b>		<b>2</b>	2 0	1st Half 2nd Half	0 1	<b>1</b>
				Ext. Time		
				Penalty Kick		
White	White	White			Red	Red
					Red	Red

No.	Pos	Name	G	Y	R	S	No.	Pos	Name	G	Y	R	S
3	DF	MEI FANG (MEI F)					1	GK	RI MYONG GUK (R. MYONG GUK)				
4	MF	JIANG ZHIPENG (JIANG ZH P)		17			3	DF	JANG SONG HYOK (J. SONG HYOK)				
5	DF	ZHANG LINPENG (ZHANG L P)				81	4	DF	JON KWANG IK (J. KWANG IK)				
8	MF	CAI HUIKANG (CAI H K)		66			6	DF	RO HAK SU (R. HAK SU)				
10	MF	ZHENG ZHI (ZHENG ZH) (C)				53	8	MF	RYANG YONG GI (R. YONG GI)				
11	MF	HAO JUNMIN (HAO J M)					9	MF	PAK SONG CHOL (P. SONG CHOL) (C)				35
16	MF	SUN KE (SUN K)	@			70	10	FW	PAK KWANG RYONG (P. KWANG RYONG)				70
17	DF	ZHANG CHENGDONG (ZHANG CH D)					11	MF	JONG IL GWAN (J. IL GWAN)	57			
18	FW	GAO LIN (GAO L)					13	DF	SIM HYON JIN (S. HYON JIN)				
21	MF	YU HAI (YU H)					15	DF	JANG KUK CHOL (J. KUK CHOL)				
23	GK	WANG DALEI (WANG D L)					21	MF	O HYOK CHOL (O. HYOK CHOL)				80

Substitutes

1	GK	ZENG CHENG (ZENG CH)				
6	MF	LI ANG (LI A)				81
7	FW	WU LEI (WU L)				
9	FW	YANG XU (YANG X)				
12	GK	YAN JUNLING (YAN J L)				
13	MF	LIU JIANYE (LIU J Y)				
14	FW	JI XIANG (JI X)				
15	MF	WU XI (WU X)				70
19	FW	LIU BIN BIN (LIU B B)				
20	MF	YU HANCHAO (YU H CH)				53
22	MF	LIAO LISHENG (LIAO L SH)				

Substitutes

2	DF	RI CHANG HO (R. CHANG HO)				
5	DF	HAN SONG HYOK (H. SONG HYOK)				35
12	FW	OM CHOL SONG (O. CHOL SONG)				
14	FW	KYE SONG HYOK (K. SONG HYOK)				
16	DF	CHA JONG HYOK (C. JONG HYOK)				
17	FW	SO HYON UK (S. HYON UK)				70
18	GK	RI KWANG IL (R. KWANG IL)				
20	FW	CHOE WON (C. WON)				80
22	GK	JU KWANG MIN (J. KWANG MIN)				

Not Eligible

2	DF	REN HANG (REN H)				
---	----	------------------	--	--	--	--

Not Eligible

7	MF	RI SANG CHOL (R. SANG CHOL)				
19	MF	RI YONG JIK (R. YONG JIK)				

Not Playing  
(@ 1,42)

Not Playing

Team Coach	Team Manager	Team Coach	Team Manager
ALAIN PERRIN (FRANCE)	LIU DIANQIU (CHINA PR)	JO TONG SOP (KOREA, DPR)	CHOE NAM HYOK (KOREA, DPR)

Delegates

Referee	ABDULRAHMAN HUSSAIN (QATAR)	Match Commissioner	LE HOAI ANH (VIETNAM)
Assistant Referee 1	TALEB SALEM AL-MARRI (QATAR)	Referee Assessor	EDWARD LENNIE (AUSTRALIA)
Assistant Referee 2	RAMZAN SAEED AL-NAEMI (QATAR)	General Coordinator	SAIFUDDIN BIN ABU BAKAR (MALAYSIA)
Fourth Official	MOHD AMIRUL (MALAYSIA)	Media Officer	MARTINS HARTMANIS (LATVIA)
Fifth Official	MOHD YUSRI (MALAYSIA)		

G - Goal, Y - Yellow Card, R - Red Card, S - Substitute, PS - Penalty Shootout Made, PS- - Penalty Shootout Missed

China PR	Team Statistics	DPR Korea
2	Goals	1
2	1st half goals	0
4	Shots on target	4
2	Shots off target	7
2	Blocked shots	3
1	Corners	2
9	Fouls	9
0	Offsides	2
2	Yellow cards	0
0	Red cards	0
89.1%	Passing success	81.8%
14	Tackles	13
64%	Tackles success	92%
64.4%	Possession	35.6%
50%	Territorial advantage	50%
707	Total passes	379
8	Total crosses	11
115	Lost balls	109
49	Recoveries	48
67.0%	1st half possession	33.0%
61.2%	2nd half possession	38.8%

Actual Playing Time

Date	Team	Opponent	Time	In Play	Times Out	Longest Run
18/01/15	China PR	DPR Korea	97:21	65:17	93	4:33







Qualified for quarter-finals  
China and Uzbekistan

China's wins over Uzbekistan and Saudi Arabia helped Alain Perrin's side march confidently into the quarter-finals with a guaranteed first-place finish in Group B as 'Team Dragon' announced their candidature for the tournament's dark horses.

As the Chinese flew under the radar as potential tournament favourites, the 2004 runners-up went about their business efficiently and rounded off their Group Stage campaign with a 2-1 win over a DPR Korea side that was determined to go out with a flourish and restore some pride after what had been a disappointing campaign.

The North Koreans went a goal down, however, with Sun Ke repaying coach Perrin's faith in handing him his first start of the campaign by opening the scoring with barely a minute at Newcastle Stadium played before adding another three minutes from the interval.

A 57th minute Gao Lin own goal gave Jo Tong-

sop's side hope for a second-half comeback but while they had their chances, China were not going to be denied their third successive win.

Uzbekistan, the 2011 semi-finalists, went head-to-head with three-time champions Saudi Arabia to determine who joined China in the last eight as Group B runners-up.

While a draw would be sufficient for the Saudis to atone for their Group Stage exit at the 2011 AFC Asian Cup the Uzbeks needed a win, prompting head coach Mirdjalal Kasimov to make five changes from the side that lost to China.

The reshuffle saw two-time AFC Player of the Year Server Djeparov drop to the bench and Sardor Rashidov recalled to the starting 11, and the Bunyodkor midfielder vindicated Kasimov's decision by scoring twice in the 3-1 victory that booked the Uzbeks' place in the quarter-finals and maintained the record run of matches without a draw.



Group C								
Team	P	W	D	L	F	A	GD	Pts
I.R. IRAN	3	3	0	0	4	0	4	9
UNITED ARAB EMIRATES	3	2	0	1	6	3	3	6
BAHRAIN	3	1	0	2	3	5	-2	3
QATAR	3	0	0	3	2	7	-5	0

I.R. Iran v Bahrain

Match	Date and Time	Duration	Stadium	Weather	Temp	Attendance							
5	11-JAN-2015 20:00	90	Melbourne Rectangular Stadium, Melbourne	Fine and clear	23 C	17712							
<b>I.R. IRAN</b>		<b>2</b>	1 1st Half 1 2nd Half Ext. Time Penalty Kick	<b>0</b>	<b>BAHRAIN</b>								
White	White	White		Red	Red	Red							
No.	Pos	Name	G	Y	R	S	No.	Pos	Name	G	Y	R	S
1	GK	ALI REZA HAGHIGHI (A.R. HAGHIGHI)					1	GK	SAYED MOHAMED ABBAS (S. ABBAS)				
3	DF	EHSAN HAJI SAFI (HAJI SAFI)	45+1	23			2	DF	MOHAMED HASAN (M. HASAN) (C)				
4	DF	JALAL HOSSEINI (J.HOSSEINI)					3	DF	WALEED AL HAYAM (W. ALHAYAM)				65
6	MF	JAVAD NEKONAM (J.NEKOUNAM) (C)					4	MF	SAYED DHIYA SHUBBAR (S. SHUBBAR)				
7	MF	MASOUD SHOJAEI (MASOUD SH.)	71			80	7	MF	ABDULWAHAB ALI ALSAFI (A. ALSAFI)				
8	DF	MORTEZA POURALIGANJI (M.POURALIGANJI)					11	FW	ISMAEEL ABDULATIF HASAN (I. HASAN)				66
11	DF	VORYA GHAFOURI (V.GHAFOURI)					12	DF	FAOUZI AAISH (F. AAISH)				
14	MF	ANDRANIK TEYMOURIAN (ANDRANIK)					14	FW	JOHN OKWUNWANNE (J. OKWUNWANNE)				
16	FW	REZA GHOOCHANNEJHAD (REZA)				75	15	MF	ABDULLA OMAR (A. OMAR)		44		
21	FW	ASHKAN DEJAGAH (DEJAGAH)				89	17	DF	HUSAIN BABA MOHAMED (H. MOHAMED)				
23	DF	MEHRDAD POOLADI (M.POOLADI)					20	FW	SAMI ALHUSAINI (S. ALHUSAINI)				80

Substitutes

2	FW	KHOSRO HEIDARI (KH.HEYDARI)				
5	DF	AMIRHOSSEIN SADEGHI (AMIRHOSSEIN)				
9	MF	OMID EBRAHIMI (O.EBRAHIMI)				
10	FW	KARIM ANSARI FARD (KARIM)				
12	GK	MOHSEN FOROOZAN (M.FOROOZAN)				
13	MF	VAHID AMIRY (V.AMIRY)				
15	DF	RAMIN REZAEIAN (R.REZAEIAN)				
17	FW	SOROSH RAFIEI (S.RAFIEI)				89
18	FW	ALIREZA JAHAN BAKHSH (ALIREZA)				80
19	DF	MOHAMMAD KHANZADEH (M.KHANZADEH)				
20	FW	SARDAR AZMOUN (SARDAR)				75
22	GK	ALI REZA BEIRANVAND (A.BEIRANVAND)				

Substitutes

5	DF	ABDULLA SHALLAL (A. SHALLAL)				
6	MF	ABDULLA YASER (A. YASER)				
8	MF	SAYED AHMED (S. AHMED)				80
9	MF	ABDULWAHAB AL MALOOD (A. ALMALOOD)				66
10	FW	MOHAMED TAYEB ALALAWI (M. ALALAWI)				
13	DF	ABDULLA ALHAZAA (A. ALHAZAA)				
16	FW	ABDULLA YUSUF HELAL (A. HELAL)				
18	DF	MOHAMED DUAJ MAHORFI (M. MAHORFI)				
19	MF	FAISAL ABUDAHOOM (F. ABUDAHOOM)				
21	GK	HAMAD MOHAMED ALDOSERI (H. ALDOSERI)				
22	GK	ASHRAF WAHEED ALSEBAIE (A. ALSEBAIE)				
23	DF	RASHED AL HOOTI (R. ALHOOTI)				65

Not Eligible

Not Eligible

Not Playing

Not Playing

Team Coach	Team Manager	Team Coach	Team Manager
CARLOS QUIEROZ (PORTUGAL)	MEHDI MOHAMMAD NABI (IR. IRAN)	MARJAN EID MARJAN EID (BAHRAIN)	MUHANNAD ALANSARI (BAHRAIN)

Delegates			
Referee	BENJAMIN WILLIAMS (AUSTRALIA)	Match Commissioner	VINCENT YUEN (HONG KONG)
Assistant Referee 1	MATTHEW CREAM (AUSTRALIA)	Referee Assessor	JOHN CHIA (SINGAPORE)
Assistant Referee 2	PAUL CETRANGOLO (AUSTRALIA)	General Coordinator	PAVEL LUZANOV (KYRGYZSTAN)
Fourth Official	CHRISTOPHER BEATH (AUSTRALIA)	Media Officer	LIU LINGLING (CHINA PR)
Fifth Official	AKANE YAGI (JAPAN)		

G - Goal, Y - Yellow Card, R - Red Card, S - Substitute, PS - Penalty Shootout Made, PS- - Penalty Shootout Missed

Team Statistics

Iran	Team Statistics	Bahrain
2	Goals	0
1	1st half goals	0
4	Shots on target	5
8	Shots off target	4
2	Blocked shots	3
5	Corners	4
10	Fouls	25
7	Offsides	0
1	Yellow cards	1
0	Red cards	0
77.8%	Passing success	80.1%
7	Tackles	8
100%	Tackles success	87.5%
46.4%	Possession	53.6%
47.2%	Territorial advantage	52.8%
325	Total passes	382
19	Total crosses	18
122	Lost balls	129
58	Recoveries	44
55.3%	1st half possession	44.7%
37.3%	2nd half possession	62.7%

Actual Playing Time

Date	Team	Opponent	Time	In Play	Times Out	Longest Run
11/01/15	Iran	Bahrain	96:46	48:29	102	3:06





UAE v Qatar

Team Statistics

Match	Date and Time	Duration	Stadium	Weather	Temp	Attendance
6	11-JAN-2015 18:00	90	Canberra Stadium, Canberra	Cool, little drizzle at the second half	20 Degree Celsius	5513
<b>UNITED ARAB EMIRATES</b>			<b>4</b>	1 1st Half 3 2nd Half Ext. Time Penalty Kick	<b>1</b>	<b>QATAR</b>
White	White	White		Maroon	Maroon	Maroon

No.	Pos	Name	G	Y	R	S	No.	Pos	Name	G	Y	R	S
1	GK	MAJED NASER (M. NASER) (C)					1	GK	QASEM BURHAN (QASEM)				
3	DF	WALID ABBAS (W. ABBAS)		35			3	DF	ABDEKARIM HASSAN (ABDEKARIM)				
5	MF	AMER ABDULRAHMAN (AMER A.)				68*	4	FW	ALMAHDI ALI MUKHTAR (AL.MAHDI)				
6	DF	MOHANAD SALEM (M. SALEM)					5	MF	ABDELAZIZ HATIM (A. AZIZ)				
7	FW	ALI AHMED MABKHOUT (A.MABKHOUT)	©				10	MF	KHALFAN IBRAHIM (KHALFAN)	23			63
8	DF	HAMDAN AL KAMALI (H.ALKAMALI)		62			11	FW	HASAN AL HAYDOS (AL.HAYDOS)				
10	MF	OMAR ABDULRAHMAN (OMAR A.)					13	DF	IBRAHIM MAJED (I. MAJED) (C)				
11	FW	AHMED KHALIL (A. KHALIL)	®			85	18	FW	MOHAMMED ABDULLAH (M. TRESOR)				
13	DF	KHAMIS ESMAEEL (K. ESMAEEL)					19	FW	MOHAMMED MUNTARI (M. MUNTARI)				69
14	DF	ABDELAZIZ SANQOUR (A. SANQOUR)					20	FW	KARIM BOUDIAT (KARIM)				46
16	MF	MOHAMED (MOHAMED)				68	23	FW	AHMED MOHAMED ELSAYED (AHMED)		44		

Substitutes

2	MF	HASSAN SAFAR (H. SAFAR)				
4	MF	HABIB AL FARDAN (H. FARDAN)				85
9	DF	ABDULAZIZ HUSSAIN HAIKAL (A. HAIKAL)				
12	GK	KHALID EISA (K. EISA)				
15	MF	ISMAIL AL HAMMADI (I. AL HAMMADI)				68
17	MF	MAJED HASSAN (M. HASSAN)				68*
18	FW	SALEM SALEH AL REJAIBI (S. SALEH)				
19	DF	ISMAIL AHMED (I. AHMED)		59		
20	FW	SAEED AL KATHIRI (S.AL KATHIRI)				
21	MF	HABOOSH SALEH (H. SALEH)				
22	GK	MOHAMED YOUSEF (M. YOUSEF)				
23	DF	MOHAMED AHMAD GHARIB (M.GHARIB)				

Substitutes

2	DF	MOHAMED MUSA (M.MUSA)				
7	MF	KHALED MUFTAH (K. MUFTAH)				
8	FW	ALI ASADALLA THAIMN (ASAD)				
9	FW	MESHAAL ABDULLA (MESHAAL)				69
12	FW	MAGID MOHAMED (MAGID. M)				
14	FW	KHALED AL ZRIGI (KHALED)				
15	FW	ABDURAHMAN MOHAMMAD (A. MOHAMMAD)				
16	FW	BOUALEM KHOUKHI (BOUALEM)				46
17	FW	ISMAIL MOHAMAD (ISMAIL M.)				63
21	GK	AHMED SOFYAN ABONORA (SOFYAN)				
22	GK	SAAD AL SHEEB (SAAD)				

Not Eligible  
Not Playing  
(© 37,52) (© 56,90)

Not Eligible  
Not Playing  
6 DF MOHAMMED KASOLA (KASOLA)

Team Coach	Team Manager	Team Coach	Team Manager
MAHDI ALI HASSAN (UNITED ARAB EMIRATES)	METREF ALI METREF AL SHAMISI (UNITED ARAB EMIRATES)	DJAMAL BELMADI (FRANCE)	FARID GHULAM OMAR (QATAR)

Delegates

Referee	KIM JONG HYEOK (KOREA REPUBLIC)	Match Commissioner	LE HOAI ANH (VIETNAM)
Assistant Referee 1	JEONG HAE SANG (KOREA REPUBLIC)	Referee Assessor	FARKHAD ABDULLAEV (UZBEKISTAN)
Assistant Referee 2	YOON KWANG YEOL (KOREA REPUBLIC)	General Coordinator	SAIFUDDIN BIN ABU BAKAR (MALAYSIA)
Fourth Official	YUDAI YAMAMOTO (JAPAN)	Media Officer	MARTINS HARTMANIS (LATVIA)
Fifth Official	NAJAH RAHAM RASHID (IRAQ)		

G - Goal. Y - Yellow Card. R - Red Card. S - Substitute. PS - Penalty Shootout Made. PS- - Penalty Shootout Missed

United Arab Emirates	Team Statistics	Qatar
4	Goals	1
1	1st half goals	1
8	Shots on target	5
9	Shots off target	7
1	Blocked shots	4
6	Corners	7
11	Fouls	13
4	Offsides	0
2	Yellow cards	1
0	Red cards	0
83%	Passing success	83%
20	Tackles	31
75	Tackles success	83.9
54%	Possession	46%
53%	Territorial advantage	47%
452	Total passes	379
14	Total crosses	27
139	Lost balls	127
62	Recoveries	60
53%	1st half possession	47%
54%	2nd half possession	46%

Actual Playing Time

Date	Team	Opponent	Time	In Play	Times Out	Longest Run
11/01/15	United Arab Emirates	Qatar	95:20	51:57	114	2:50





### Bahrain v UAE

Match	Date and Time	Duration	Stadium	Weather	Temp	Attendance
13	15-JAN-2015 18:00	90	Canberra Stadium, Canberra	Sunny and dry	26 degree celsius C	7925
<b>BAHRAIN</b>		<b>1</b>	1 0	1st Half 2nd Half	1 1	<b>UNITED ARAB EMIRATES</b>
				Ext. Time		
				Penalty Kick		
Red	Red	Red			White	

No.	Pos	Name	G	Y	R	S	No.	Pos	Name	G	Y	R	S
1	GK	SAYED MOHAMED ABBAS (S. ABBAS)					1	GK	MAJED NASER (M. NASER) (C)				
2	DF	MOHAMED HASAN (M. HASAN) (C)	74 <sup>o</sup>	12			3	DF	WALID ABBAS (W. ABBAS)				
4	MF	SAYED DHIYA SHUBBAR (S. SHUBBAR)				78	5	MF	AMER ABDULRAHMAN (AMER A.)				
7	MF	ABDULWAHAB ALI ALSAFI (A. ALSAFI)		50			7	FW	ALI AHMED MABKHOUT (A.MABKHOUT)	1			
8	MF	SAYED AHMED (S. AHMED)					8	DF	HAMDAN AL KAMALI (H.ALKAMALI)				80
9	MF	ABDULWAHAB AL MALOOD (A. ALMALOOD)				78*	10	MF	OMAR ABDULRAHMAN (OMAR A.)				
12	DF	FAOUZI AAISH (F. AAISH)		90+4			11	FW	AHMED KHALIL (A. KHALIL)				87
14	FW	JOHN OKWUNWANNE (J. OKWUNWANNE)	26				13	DF	KHAMIS ESMAEEL (K. ESMAEEL)				
15	MF	ABDULLA OMAR (A. OMAR)					14	DF	ABDELAZIZ SANQOUR (A. SANQOUR)				
18	DF	MOHAMED DUAIJ MAHORFI (M. MAHORFI)				66	16	MF	MOHAMED (MOHAMED)				62
23	DF	RASHED AL HOOTI (R. ALHOOTI)		89			23	DF	MOHAMED AHMAD GHARIB (M.GHARIB)				

Substitutes

3	DF	WALEED AL HAYAM (W. ALHAYAM)				
5	DF	ABDULLA SHALLAL (A. SHALLAL)				
6	MF	ABDULLA YASER (A. YASER)				
10	FW	MOHAMED TAYEB ALALAWI (M. ALALAWI)				
11	FW	ISMAEEL ABDULATIF HASAN (I. HASAN)				78
13	DF	ABDULLA ALHAZAA (A. ALHAZAA)				
16	FW	ABDULLA YUSUF HELAL (A. HELAL)				
17	DF	HUSAIN BABA MOHAMED (H. MOHAMED)				66
19	MF	FAISAL ABUDAHOOM (F. ABUDAHOOM)				
20	FW	SAMI ALHUSAINI (S. ALHUSAINI)				78*
21	GK	HAMAD MOHAMED ALDOSERI (H. ALDOSERI)				
22	GK	ASHRAF WAHEED ALSEBAIE (A. ALSEBAIE)				

Not Eligible  
Not Playing

Substitutes

2	MF	HASSAN SAFAR (H. SAFAR)				
4	MF	HABIB AL FARDAN (H. FARDAN)				87
6	DF	MOHANAD SALEM (M. SALEM)				
9	DF	ABDULAZIZ HUSSAIN HAIKAL (A. HAIKAL)				
12	GK	KHALID EISA (K. EISA)				
15	MF	ISMAIL AL HAMDADI (I. AL HAMDADI)				62
17	MF	MAJED HASSAN (M. HASSAN)				
18	FW	SALEM SALEH AL REJAIBI (S. SALEH)				
19	DF	ISMAIL AHMED (I. AHMED)				80
20	FW	SAEED AL KATHIRI (S.AL KATHIRI)				
21	MF	HABOOSH SALEH (H. SALEH)				
22	GK	MOHAMED YOUSEF (M. YOUSEF)				

Not Eligible  
Not Playing

Team Coach		Team Manager	
MARJAN EID MARJAN EID (BAHRAIN)	MUHANNAD ALANSARI (BAHRAIN)	MAHDI ALI HASSAN (UNITED ARAB EMIRATES)	METREF ALI METREF AL SHAMISI (UNITED ARAB EMIRATES)
Delegates			
Referee	CHRISTOPHER BEATH (AUSTRALIA)	Match Commissioner	LE HOAI ANH (VIETNAM)
Assistant Referee 1	JAKHONGIR SAIDOV (UZBEKISTAN)	Referee Assessor	SUBKHIDDIN MOHD SALLEH (MALAYSIA)
Assistant Referee 2	CHOW CHUN KIT (HONG KONG)	General Coordinator	SAIFUDDIN BIN ABU BAKAR (MALAYSIA)
Fourth Official	YUDAI YAMAMOTO (JAPAN)	Media Officer	MARTINS HARTMANIS (LATVIA)
Fifth Official	NAJAH RAHAM RASHID (IRAQ)		

G - Goal, Y - Yellow Card, R - Red Card, S - Substitute, PS - Penalty Shootout Made, PS- - Penalty Shootout Missed

### Team Statistics

Bahrain	Team Statistics	United Arab Emirates
1	Goals	2
1	1st half goals	1
4	Shots on target	3
5	Shots off target	6
3	Blocked shots	3
5	Corners	4
19	Fouls	14
5	Offsides	2
4	Yellow cards	0
0	Red cards	0
71.4%	Passing success	81.5%
18	Tackles	12
72%	Tackles success	83%
39.4%	Possession	60.6%
53%	Territorial advantage	47%
266	Total passes	427
14	Total crosses	11
127	Lost balls	125
46	Recoveries	45
38.2%	1st half possession	61.8%
40.8%	2nd half possession	59.2%

### Actual Playing Time

Date	Team	Opponent	Time In Play	Times Out	Longest Run
15/01/15	Bahrain	United Arab Emirates	96:10	47:05	129
					1:48





**Qatar v I.R. Iran**

Match	Date and Time	Duration	Stadium	Weather	Temp	Attendance							
14	15-JAN-2015 20:00	90	Stadium Australia, Sydney	Very good.	23C C	22672							
<b>QATAR</b>		<b>0</b>	0 1st Half 0 2nd Half Ext. Time Penalty Kick	<b>1</b>	<b>I.R. IRAN</b>								
White	White	White		Red	Red	Red							
No.	Pos	Name	G	Y	R	S	No.	Pos	Name	G	Y	R	S
1	GK	QASEM BURHAN (QASEM)					1	GK	ALI REZA HAGHIGHI (A.R. HAGHIGHI)				
3	DF	ABDELKARIM HASSAN (ABDELKARIM)					3	DF	EHSAN HAJI SAFI (HAJI SAFI)				
4	FW	ALMAHDI ALI MUKHTAR (AL.MAHDI)		49			4	DF	JALAL HOSSEINI (J.HOSSEINI)				
11	FW	HASAN AL HAYDOS (AL.HAYDOS)					6	MF	JAVAD NEKONAM (J.NEKOUNAM) (C)				
13	DF	IBRAHIM MAJED (I. MAJED) (C)					7	MF	MASOUD SHOJAEI (MASOUD SH.)		57		72
16	FW	BOUALEM KHOUKHI (BOUALEM)					8	DF	MORTEZA POURALIGANJI (M.POURALIGANJI)				
17	FW	ISMAIL MOHAMAD (ISMAIL M.)				59	11	DF	VORYA GHAFOURI (V.GHAFOURI)				
18	FW	MOHAMMED ABDULLAH (M. TRESOR)					14	MF	ANDRANIK TEYMOURIAN (ANDRANIK)				87
19	FW	MOHAMMED MUNTARI (M. MUNTARI)					20	FW	SARDAR AZMOUN (SARDAR )		52		62
20	FW	KARIM BOUDIAF (KARIM)					21	FW	ASHKAN DEJAGAH (DEJAGAH)				
23	FW	AHMED MOHAMED ELSAYED (AHMED)				73	23	DF	MEHRDAD POOLADI (M.POOLADI)				

Substitutes

2	DF	MOHAMED MUSA (M.MUSA)				
5	MF	ABDELAZIZ HATIM (A. AZIZ)				
6	DF	MOHAMMED KASOLA (KASOLA)				
7	MF	KHALED MUFTAH (K. MUFTAH)				
8	FW	ALI ASADALLA THAIMN (ASAD)				
9	FW	MESHAAL ABDULLA (MESHAAL)				73
10	MF	KHALFAN IBRAHIM (KHALFAN)				59
12	FW	MAGID MOHAMED (MAGID. M)				
14	FW	KHALED AL ZRIGI (KHALED)				
15	FW	ABDURAHMAN MOHAMMAD (A. MOHAMMAD)				
21	GK	AHMED SOFYAN ABONORA (SOFYAN)				
22	GK	SAAD AL SHEEB (SAAD)				

Substitutes

2	FW	KHOSRO HEIDARI (KH.HEYDARI)				72
5	DF	AMIRHOSSEIN SADEGHI (AMIRHOSSEIN)				87
9	MF	OMID EBRAHIMI (O.EBRAHIMI)				
10	FW	KARIM ANSARI FARD (KARIM)				
12	GK	MOHSEN FOROOZAN (M.FOROOZAN)				
13	MF	VAHID AMIRY (V.AMIRY)				
15	DF	RAMIN REZAEIAN (R.REZAEIAN)				
16	FW	REZA GHOOCHANNEJHAD (REZA)				62
17	FW	SOROUSH RAFIEI (S.RAFIEI)				
18	FW	ALIREZA JAHAN BAKHSH (ALIREZA)				
19	DF	MOHAMMAD KHANZADEH (M.KHANZADEH)				
22	GK	ALI REZA BEIRANVAND (A.BEIRANVAND)				

Not Eligible

Not Eligible

Not Playing

Not Playing

Team Coach	Team Manager	Team Coach	Team Manager
DJAMAL BELMADI (FRANCE)	FARID GHULAM OMAR (QATAR)	CARLOS QUIEROZ (PORTUGAL)	MEHDI MOHAMMAD NABI (IR. IRAN)

Delegates

Referee	RAVSHAN IRMATOV (UZBEKISTAN)	Match Commissioner	AHMED SHAHIR (MALDIVES)
Assistant Referee 1	ABDUKHAMIDULLO RASULOV (UZBEKISTAN)	Referee Assessor	CHEUNG YIM YAU (HONG KONG)
Assistant Referee 2	BAKHADYR KOCHKAROV (KYRGYZSTAN)	General Coordinator	YU JIN HO (KOREA REPUBLIC)
Fourth Official	MOHD AMIRUL (MALAYSIA)	Media Officer	LEE SEUNGHUN (KOREA REPUBLIC)
Fifth Official	JEFFREY GOH (SINGAPORE)		

G - Goal, Y - Yellow Card, R - Red Card, S - Substitute, PS - Penalty Shootout Made, PS- - Penalty Shootout Missed

**Team Statistics**

Qatar	Team Statistics	Iran
0	Goals	1
0	1st half goals	0
1	Shots on target	7
4	Shots off target	7
5	Blocked shots	3
4	Corners	8
15	Fouls	12
2	Offsides	4
1	Yellow cards	1
0	Red cards	0
80.9%	Passing success	79.3%
32	Tackles	22
88%	Tackles success	86%
59.7%	Possession	40.3%
53%	Territorial advantage	47%
509	Total passes	347
24	Total crosses	12
154	Lost balls	137
74	Recoveries	75
51.7%	1st half possession	48.3%
69.5%	2nd half possession	30.5%

**Actual Playing Time**

Date	Team	Opponent	Time	In Play	Times Out	Longest Run
15/01/15	Qatar	Iran	99:08	58:46	99	2:54





I.R. Iran v UAE

Match	Date and Time	Duration	Stadium	Weather	Temp	Attendance
21	19-JAN-2015 19:00	90	Brisbane Stadium, Brisbane	Nice	27 C	11394
<b>I.R. IRAN</b>		<b>1</b>	0 1st Half 0 2nd Half 0 Ext. Time 0 Penalty Kick	<b>0</b>	<b>UNITED ARAB EMIRATES</b>	
White	White	White		Red	Red	Red

No.	Pos	Name	G	Y	R	S	No.	Pos	Name	G	Y	R	S
1	GK	ALI REZA HAGHIGHI (A.R. HAGHIGHI)					1	GK	MAJED NASER (M. NASER) (C)				
2	FW	KHOSRO HEIDARI (KH.HEYDARI)				66	3	DF	WALID ABBAS (W. ABBAS)		26		
4	DF	JALAL HOSSEINI (J.HOSSEINI)					4	MF	HABIB AL FARDAN (H. FARDAN)				
6	MF	JAVAD NEKONAM (J.NEKOUNAM) (C)		36			5	MF	AMER ABDULRAHMAN (AMER A.)				
8	DF	MORTEZA POURALIGANJI (M.POURALIGANJI)					6	DF	MOHANAD SALEM (M. SALEM)				
13	MF	VAHID AMIRY (V.AMIRY)					7	FW	ALI AHMED MABKHOUT (A.MABKHOUT)				
14	MF	ANDRANIK TEYMOURIAN (ANDRANIK)					10	MF	OMAR ABDULRAHMAN (OMAR A.)				
17	FW	SOROUSH RAFIEI (S.RAFIEI)					11	FW	AHMED KHALIL (A. KHALIL)				
18	FW	ALIREZA JAHAN BAKHSH (ALIREZA)				58	13	DF	KHAMIS ESMAEEL (K. ESMAEEL)				
20	FW	SARDAR AZMOUN (SARDAR)		45+2		72	14	DF	ABDELAZIZ SANQOUR (A. SANQOUR)				
23	DF	MEHRDAD POOLADI (M.POOLADI)		63			23	DF	MOHAMED AHMAD GHARIB (M.GHARIB)				

Substitutes							Substitutes						
3	DF	EHSAN HAJI SAFI (HAJI SAFI)					2	MF	HASSAN SAFAR (H. SAFAR)				
5	DF	AMIRHOSSEIN SADEGHI (AMIRHOSSEIN)					8	DF	HAMDAN AL KAMALI (H.ALKAMALI)				
7	MF	MASOUD SHOJAEI (MASOUD SH.)					9	DF	ABDULAZIZ HUSSAIN HAIKAL (A. HAIKAL)				
9	MF	OMID EBRAHIMI (O.EBRAHIMI)					12	GK	KHALID EISA (K. EISA)				
10	FW	KARIM ANSARI FARD (KARIM)					15	MF	ISMAIL AL HAMMADI (I. AL HAMMADI)				
11	DF	VORYA GHAFOURI (V.GHAFOURI)				58	16	MF	MOHAMED (MOHAMED)				
12	GK	MOHSEN FOROOZAN (M.FOROOZAN)					17	MF	MAJED HASSAN (M. HASSAN)				
15	DF	RAMIN REZAEIAN (R.REZAEIAN)					18	FW	SALEM SALEH AL REJAIBI (S. SALEH)				
16	FW	REZA GHOOCHANJEHAD (REZA)	90+1			72	19	DF	ISMAIL AHMED (I. AHMED)				
19	DF	MOHAMMAD KHANZADEH (M.KHANZADEH)					20	FW	SAEED AL KATHIRI (S.AL KATHIRI)				
21	FW	ASHKAN DEJAGAH (DEJAGAH)				66	21	MF	HABOOSH SALEH (H. SALEH)				
22	GK	ALI REZA BEIRANVAND (A.BEIRANVAND)					22	GK	MOHAMED YOUSEF (M. YOUSEF)				

Not Eligible Not Eligible  
Not Playing Not Playing

Team Coach	Team Manager	Team Coach	Team Manager
CARLOS QUIEROZ (PORTUGAL)	MEHDI MOHAMMAD NABI (IR. IRAN)	MAHDI ALI HASSAN (UNITED ARAB EMIRATES)	METREF ALI METREF AL SHAMISI (UNITED ARAB EMIRATES)

Delegates			
Referee	RYUJI SATO (JAPAN)	Match Commissioner	RASHID AL-DOSARI (QATAR)
Assistant Referee 1	TORU SAGARA (JAPAN)	Referee Assessor	FARKHAD ABDULLAEV (UZBEKISTAN)
Assistant Referee 2	TOSHIYUKI NAGI (JAPAN)	General Coordinator	SUMINORI GOKOH (JAPAN)
Fourth Official	MUHAMMAD TAQI (SINGAPORE)	Media Officer	ZHOU JIAN (CHINA PR)
Fifth Official	JEFFREY GOH (SINGAPORE)		

G - Goal, Y - Yellow Card, R - Red Card, S - Substitute, PS - Penalty Shootout Made, PS- - Penalty Shootout Missed

Team Statistics

Iran	Team Statistics	United Arab Emirates
1	Goals	0
0	1st half goals	0
4	Shots on target	0
3	Shots off target	7
5	Blocked shots	3
10	Corners	4
19	Fouls	12
2	Offsides	1
3	Yellow cards	1
0	Red cards	0
71.8%	Passing success	87.0%
19	Tackles	14
79%	Tackles success	93%
32.3%	Possession	67.7%
62%	Territorial advantage	38%
259	Total passes	592
15	Total crosses	7
132	Lost balls	125
44	Recoveries	49
24.0%	1st half possession	76.0%
42.1%	2nd half possession	57.9%

Actual Playing Time

Date	Team	Opponent	Time	In Play	Times Out	Longest Run
19/01/15	Iran	United Arab Emirates	100:56	54:33	110	2:38





Qatar v Bahrain

Match	Date and Time	Duration	Stadium	Weather	Temp	Attendance
22	19-JAN-2015 20:00	90	Stadium Australia, Sydney	Good (Light rain shower)	20 C C	4841
<b>QATAR</b>		<b>1</b>	0 1st Half 1 2nd Half Ext. Time Penalty Kick	<b>2</b>	<b>BAHRAIN</b>	
Maroon	Maroon	Maroon		White	White	White

No.	Pos	Name	G	Y	R	S	No.	Pos	Name	G	Y	R	S
1	GK	QASEM BURHAN (QASEM)					4	MF	SAYED DHIYA SHUBBAR (S. SHUBBAR)	34			
4	FW	ALMAHDI ALI MUKHTAR (AL.MAHDI)					7	MF	ABDULWAHAB ALI ALSAFI (A. ALSAFI)				
5	MF	ABDELAZIZ HATIM (A. AZIZ)		34		46	8	MF	SAYED AHMED (S. AHMED)	82			
7	MF	KHALED MUFTAH (K. MUFTAH)					9	MF	ABDULWAHAB AL MALOOD (A. ALMALOOD)				75
8	FW	ALI ASADALLA THAIMN (ASAD)				65	12	DF	FAOUZI AAISH (F. AAISH)				
11	FW	HASAN AL HAYDOS (AL.HAYDOS)	68				13	DF	ABDULLA ALHAZAA (A. ALHAZAA)				
13	DF	IBRAHIM MAJED (I. MAJED) (C)					14	FW	JOHN OKWUNWANNE (J. OKWUNWANNE)				85
16	FW	BOUALEM KHOUKHI (BOUALEM)				85	15	MF	ABDULLA OMAR (A. OMAR)				46
18	FW	MOHAMMED ABDULLAH (M. TRESOR)					17	DF	HUSAIN BABA MOHAMED (H. MOHAMED) (C)		53		
19	FW	MOHAMMED MUNTARI (M. MUNTARI)					21	GK	HAMAD MOHAMED ALDOSERI (H. ALDOSERI)				
20	FW	KARIM BOUDIAF (KARIM)					23	DF	RASHED AL HOOTI (R. ALHOOTI)				

Substitutes

2	DF	MOHAMED MUSA (M.MUSA)				
3	DF	ABDELKARIM HASSAN (ABDELKARIM)				
6	DF	MOHAMMED KASOLA (KASOLA)				
9	FW	MESHAAL ABDULLA (MESHAAL)				85
12	FW	MAGID MOHAMED (MAGID. M)				65
14	FW	KHALED AL ZRIGI (KHALED)				
15	FW	ABDURAHMAN MOHAMMAD (A. MOHAMMAD)				
21	GK	AHMED SOFYAN ABONORA (SOFYAN)				
22	GK	SAAD AL SHEEB (SAAD)				
23	FW	AHMED MOHAMED ELSAYED (AHMED)				46

Substitutes

1	GK	SAYED MOHAMED ABBAS (S. ABBAS)				
2	DF	MOHAMED HASAN (M. HASAN)				
3	DF	WALEED AL HAYAM (W. ALHAYAM)				
5	DF	ABDULLA SHALLAL (A. SHALLAL)				
6	MF	ABDULLA YASER (A. YASER)				90+3 75
11	FW	ISMAEEL ABDULATIF HASAN (I. HASAN)				
16	FW	ABDULLA YUSUF HELAL (A. HELAL)				85
19	MF	FAISAL ABUDAHOOM (F. ABUDAHOOM)				
20	FW	SAMI ALHUSAINI (S. ALHUSAINI)				46
22	GK	ASHRAF WAHEED ALSEBAIE (A. ALSEBAIE)				

Not Eligible

Not Playing

10	MF	KHALFAN IBRAHIM (KHALFAN)				
17	FW	ISMAIL MOHAMAD (ISMAIL M.)				

Not Eligible

Not Playing

10	FW	MOHAMED TAYEB ALALAWI (M. ALALAWI)				
18	DF	MOHAMED DUAIJ MAHORFI (M. MAHORFI)				

Team Coach	Team Manager	Team Coach	Team Manager
DJAMAL BELMADI (FRANCE)	FARID GHULAM OMAR (QATAR)	MARJAN EID MARJAN EID (BAHRAIN)	MUHANNAD ALANSARI (BAHRAIN)

Delegates

Referee	ABDULLAH MOHAMED AL HILALI (OMAN)	Match Commissioner	AHMED SHAHIR (MALDIVES)
Assistant Referee 1	HAMED SULAIMAN AL MAYAHI (OMAN)	Referee Assessor	CHEUNG YIM YAU (HONG KONG)
Assistant Referee 2	ABU BAKAR AL-AMRI (OMAN)	General Coordinator	YU JIN HO (KOREA REPUBLIC)
Fourth Official	CRISHANTHA DILAN PERERA (SRI LANKA)	Media Officer	LEE SEUNGHUN (KOREA REPUBLIC)
Fifth Official	NAJAH RAHAM RASHID (IRAQ)		

G - Goal, Y - Yellow Card, R - Red Card, S - Substitute, PS - Penalty Shootout Made, PS- - Penalty Shootout Missed

Team Statistics

Qatar	Team Statistics	Bahrain
1	Goals	2
0	1st half goals	1
5	Shots on target	6
10	Shots off target	5
3	Blocked shots	3
5	Corners	4
11	Fouls	19
3	Offsides	4
1	Yellow cards	2
0	Red cards	0
83.3%	Passing success	70.1%
14	Tackles	19
86%	Tackles success	84%
64.1%	Possession	35.9%
53%	Territorial advantage	47%
484	Total passes	271
17	Total crosses	10
140	Lost balls	128
71	Recoveries	54
65.9%	1st half possession	34.1%
62.1%	2nd half possession	37.9%

Actual Playing Time

Date	Team	Opponent	Time	In Play	Times Out	Longest Run
19/01/15	Qatar	Bahrain	96:31	53:29	111	1:57





Having already played host to the Socceroos' crunch clash with the Koreans, Brisbane Stadium was once again the venue for a mouth-watering top-of-the-table clash.

In their wins over Qatar and Bahrain both the UAE and three-time champions Iran had shown plenty of attacking options in their respective arsenals.

And while there was unquestionably plenty of moments to savour, there was little in the way of clear cut chances throughout and as full time approached it was looking like the meeting between two of the tournament's most entertaining and enterprising sides would, ironically, serve up the first stalemate of the competition.

But just as it seemed that the record run of consecutive games without a draw would end Reza Ghoochannejhad picked the perfect moment to score his first of the campaign when the former Netherlands youth international headed home the winner one minute into stoppage time to see Team Melli top the Group C table and advance to the Knockout Stage for the 12th time in 13 AFC Asian Cups.

Qatar had embarked on their ninth AFC Asian Cup campaign with high hopes of at the very least progressing to the quarter-finals, with Al Annabi coming to Australia in confident mood having won November's Gulf Cup of Nations.

But two defeats in their first two matches left them taking on Bahrain with the two underachieving Gulf sides having only pride and avoiding the ignominy of finishing fourth to play for.

Qatar, inspired by an impressive display from Hasan Al Haydos, dominated the first half but it was Bahrain who entered the interval with the advantage thanks to Sayed Dhiya Shubbar.

The pattern of Qatari dominance continued in the second half and while Al Sadd star Al Haydos drew them level with a 68th minute free-kick the combination of bad luck and poor finishing prevalent throughout the 90 minutes at Stadium Australia would prove costly for Djamel Belmadi's side as Sayed Ahmed Jaffar's strike eight minutes from time gave Bahrain the victory.

There must also be a mention for UAE striker Ali Mabkhout who bagged the quickest ever goal in the continental competition's 59-year history during his side's thrilling 2-1 win over Bahrain.

The Group C tie had barely kicked off when Bahrain defender Abdulla Omar lost possession of the ball to Omar Abdulrahman in the right-back position and the midfielder's immediate lofted pass found Mabkhout running through on goal to slip the ball under goalkeeper Sayed Mohamed Abbas with the stadium clock entering the game's 14th second.

Mabkhout's milestone achievement topped the previous fastest entries in the AFC record books that included Fathi Kameel of Kuwait who scored against China at the end of first minute in the 1976 AFC Asian Cup and Chinese midfielder Xie Yuxin's goal after 20 seconds against Japan in the semi-final of the 1992 edition.



Qualified for quarter-finals  
Iran and UAE



Group D								
Team	P	W	D	L	F	A	GD	Pts
JAPAN	3	3	0	0	7	0	7	9
IRAQ	3	2	0	1	3	1	2	6
JORDAN	3	1	0	2	5	4	1	3
PALESTINE	3	0	0	3	1	11	-10	0

Japan v Palestine

Match	Date and Time	Duration	Stadium	Weather	Temp	Attendance							
7	12-JAN-2015 18:00	90	Newcastle Stadium, Newcastle	cloudy and sometime light rain	+24 C	15497							
<b>JAPAN</b>		<b>4</b>	3 1st Half 1 2nd Half Ext. Time Penalty Kick	<b>0</b>	<b>PALESTINE</b>								
Blue	Blue	Blue		Red	Red	Red							
No.	Pos	Name	G	Y	R	S	No.	Pos	Name	G	Y	R	S
1	GK	EIJI KAWASHIMA (KAWASHIMA)					4	DF	AHMED MAHAJNA (A. MAHAJNA)		45+1	73*	
4	FW	KEISUKE HONDA (HONDA)	43PK				7	FW	ASHRAF ALFAWAGHRA (A. ALFAWAGHRA)		43		
5	DF	YUTO NAGATOMO (NAGATOMO)					10	FW	ISMAIL ALAMOUR (I. ALAMOUR)		60		82
6	DF	MASATO MORISHIGE (MORISHIGE)					14	DF	ABDALLAH JABER (A. JABER)				
7	MF	YASUHITO ENDO (ENDO)	8			58	15	DF	ABDALLATIF ALBAHDARI (A. ALBAHDARI)		69		
9	FW	SHINJI OKAZAKI (OKAZAKI)	25			80	16	FW	MAHMOUD DHADHA (M. DHADHA)				75
10	FW	SHINJI KAGAWA (KAGAWA)					18	FW	MUSAB BATTAT (M. BATTAT)				
17	MF	MAKOTO HASEBE (HASEBE) (C)					19	MF	ABDULHAMID ABUHABIB (A. ABUHABIB)				
18	FW	TAKASHI INUI (INUI)				46	20	MF	KHADER ABUHAMMAD (K. ABUHAMMAD)				70
21	DF	GOTOKU SAKAI (G. SAKAI)					21	GK	RAMZI SALEH (R. SALEH) (C)				
22	DF	MAYA YOSHIDA (YOSHIDA)	49				23	MF	MURAD SAID (M. SAID)				

Substitutes

2	DF	NAOMICHI UEDA (UEDA)				
3	DF	KOSUKE OTA (OTA)				
8	MF	HIROSHI KIYOTAKE (KIYOTAKE)				46
11	FW	YOHEI TOYODA (TOYODA)				80
12	GK	SHUSAKU NISHIKAWA (NISHIKAWA)				
13	FW	YU KOBAYASHI (KOBAYASHI)				
14	MF	YOSHINORI MUTO (MUTO)				58
15	MF	YASUYUKI KONNO (KONNO)				
16	DF	TSUKASA SHIOTANI (SHIOTANI)				
19	DF	GEN SHOJI (SHOJI)				
20	MF	GAKU SHIBASAKI (SHIBASAKI)				
23	GK	MASAAKI HIGASHIGUCHI (HIGASHIGUCHI)				

Not Eligible  
Not Playing

Substitutes

1	GK	TAWFIQ ABUHAMMAD (T. ABUHAMMAD)				
2	DF	RAED FARES (R. FARES)				
3	DF	HUSAM ABUSALAH (H. ABUSALAH)				82
6	MF	MOUSA ABUJAZAR (M. ABUJAZAR)				
8	MF	HISHAM SALHI (H. SALHI)				70
9	FW	KHALED SALEM (KH. SALEM)				
11	FW	AHMED WRIDAT (A. WRIDAT)				
12	DF	TAMER SALAH (T. SALAH)				75
13	MF	JAKA HBAISHA (J. HBAISHA)				
17	MF	ALEXIS NORABUENA (A. NORABUENA)				
22	GK	RAMI HAMADA (R. HAMADA)				

Not Eligible  
Not Playing  
5 DF HAYTHAM THEEB (H. THEEB)

\* second yellow card

Team Coach	Team Manager	Team Coach	Team Manager
JAVIER AGUIRRE (MEXICO)	NAOKI TSUMURA (JAPAN)	AHMAD ALHASAN (PALESTINE)	HUSAM YOUNIS (PALESTINE)

Delegates			
Referee	ABDULRAHMAN HUSSAIN (QATAR)	Match Commissioner	KEMEL TOKABAEV (KYRGYZSTAN)
Assistant Referee 1	TALEB SALEM AL-MARRI (QATAR)	Referee Assessor	CHEUNG YIM YAU (HONG KONG)
Assistant Referee 2	RAMZAN SAEED AL-NAEMI (QATAR)	General Coordinator	BRIAN SEE (MALAYSIA)
Fourth Official	MOHD AMIRUL (MALAYSIA)	Media Officer	JESSIE DAI (CHINA PR)
Fifth Official	MOHD YUSRI (MALAYSIA)		

G - Goal, Y - Yellow Card, R - Red Card, S - Substitute, PS - Penalty Shootout Made, PS- - Penalty Shootout Missed

Team Statistics

Japan	Team Statistics	Palestine
4	Goals	0
3	1st half goals	0
8	Shots on target	1
10	Shots off target	4
5	Blocked shots	1
10	Corners	0
18	Fouls	19
4	Offsides	0
0	Yellow cards	3
0	Red cards	1
83.3%	Passing success	74.3%
15	Tackles	16
87%	Tackles success	88%
64.4%	Possession	35.6%
66%	Territorial advantage	34%
552	Total passes	315
27	Total crosses	5
148	Lost balls	126
70	Recoveries	60
67.5%	1st half possession	32.5%
61.0%	2nd half possession	39.0%

Actual Playing Time

Date	Team	Opponent	Time	In Play	Times Out	Longest Run
12/01/15	Japan	Palestine	96:43	54:38	112	3:02





Jordan v Iraq

Team Statistics

Match	Date and Time	Duration	Stadium	Weather	Temp	Attendance
8	12-JAN-2015 19:00	90	Brisbane Stadium, Brisbane	good .	28 C	6840
<b>JORDAN</b>		<b>0</b>	0 1st Half 0 2nd Half 1 Ext. Time Penalty Kick	<b>1</b>	<b>IRAQ</b>	
White	White	White		Green	Green	Green

No.	Pos	Name	G	Y	R	S	No.	Pos	Name	G	Y	R	S
1	GK	AMER SHAFI (SHAFI) (C)					2	DF	AHMED IBRAHIM (AHMED IB.)				
3	DF	TAREQ KHATTAB (TAREQ)					5	MF	YASER SAFA KASIM (YASER K.)	77	51		
5	DF	MOHAMMAD MUSTAFA (MUSTAFA)					7	MF	AMJED KALAF AL-MUNTAFIK (AMJED K.)		83		
8	FW	ODAI AL SAIFY (ODAI)		87			10	FW	YOUNUS MAHMOOD (YOUNUS M.) (C)				73
9	MF	AHMAD NAWAF ISRAIWAH (ISRAIWA)				81	11	MF	HUMAM TAREQ FARAJ (HUMAM T.)				57
10	FW	AHMAD HAYEL (A. HAYEL)					12	GK	JALAL HASSAN HACHIM (JALAL H.)				
11	DF	ODAY ZAHRAN (ZAHRAN)					14	DF	SALAM SHAKIR (SALAM SH.)				
13	MF	KHALIL BANIAATEYAH (KHALIL)				60	15	DF	DHURGHAM ISMAEL (DHURGHAM)				
18	DF	AHMAD ELIAS AHMAD ALI (AHMAD)		8		87	17	MF	ALAA ABDULZEHRA (ALAA AB.)		19		90
19	DF	ANAS BANI YASEEN (ANAS)		54	84*		21	MF	SAAD ABDULAMEER (SAAD AB.)				
21	DF	MOHAMMAD AL DMEIRI (DMEIRI)					23	DF	WALEED SALIM AL-LAMI (WALEED S.)				

Substitutes							Substitutes						
2	MF	RAJAEI AYED FADEL HASAN (RAJA'E)					1	GK	ALI YASEEN YAS (ALI Y.)				
4	MF	SAMEER RAJA SULEIMAN (SAMEER)					3	DF	ALI BAHJAT FADHIL (ALI B.)				
6	MF	SAEED MURJAN (S.MURJAN)					4	DF	ALI FAEZ ATIYAH (ALI F.)				
7	FW	MAHMOUD ZATARA (ZA'TARA)		90+2		81	6	DF	ALI ADNAN KADHIM (ALI A.)				
12	GK	MUTAZ YASIN (MUTAZ)					8	FW	JUSTIN HIKMAT AZEEZ (JUSTIN A.)				57
14	MF	ABDALLAH DEEB (ABDALLAH)				87	9	MF	AHMED YASEEN GHENI (AHMED Y.)				73
15	MF	MOHAMMAD AL DAOUUD (ALDAOUUD)					13	MF	OSAMAH JABBAR SHAFEEQ (OSAMAH J.)				90
16	MF	MONTHER ABU AMARA (MONTHER)					16	FW	MARWAN HUSSEIN (MARWAN H.)				
17	MF	SALEH IBRAHIM (SALEH)					18	DF	SAMEH SAEED MEJBEL (SAMEH S.)				
20	FW	HAMZA ALDARADREH (HAMZA)					19	MF	MAHDI KAMIL SHILTAGH (MAHDI K.)				
22	GK	AHMAD NAWAS (A. NAWAS)					20	GK	MOHAMMED HAMEED (MOHAMMED H.)				
23	MF	YOUSEF AHMAD MOHAMMAD (YOUSEF)				60	22	MF	ALI HISNY FAISAL (ALI H.)				

Not Eligible  
Not Playing  
\* second yellow card

Team Coach	Team Manager	Team Coach	Team Manager
RAYMOND WILKINS (UNITED KINGDOM)	ANZOR HINA (JORDAN)	RADHI SWADI (IRAQ)	BASIL GORGES HANNA (IRAQ)

Delegates			
Referee	FAHAD ALMIRDASI (SAUDI ARABIA)	Match Commissioner	RASHID AL-DOSARI (QATAR)
Assistant Referee 1	BADR ALI ALSHUMRANI (SAUDI ARABIA)	Referee Assessor	EDWARD LENNIE (AUSTRALIA)
Assistant Referee 2	ABDULAH ALSHALWAI (SAUDI ARABIA)	General Coordinator	SUMINORI GOKOH (JAPAN)
Fourth Official	CRISHANTHA DILAN PERERA (SRI LANKA)	Media Officer	ZHOU JIAN (CHINA PR)
Fifth Official	PALITHA HEMATHUNGA (SRI LANKA)		

G - Goal, Y - Yellow Card, R - Red Card, S - Substitute, PS - Penalty Shootout Made, PS- - Penalty Shootout Missed

Jordan	Team Statistics	Iraq
0	Goals	1
0	1st half goals	0
3	Shots on target	2
3	Shots off target	4
4	Blocked shots	3
3	Corners	3
20	Fouls	21
0	Offsides	4
3	Yellow cards	3
1	Red cards	0
59.9%	Passing success	78.1%
12	Tackles	16
92%	Tackles success	81%
43.4%	Possession	56.6%
56%	Territorial advantage	44%
332	Total passes	429
10	Total crosses	18
178	Lost balls	159
53	Recoveries	59
41.4%	1st half possession	58.6%
45.3%	2nd half possession	54.7%

Actual Playing Time

Date	Team	Opponent	Time	In Play	Times Out	Longest Run
12/01/15	Jordan	Iraq	94:02	49:27	129	1:26





Palestine v Jordan

Match	Date and Time	Duration	Stadium	Weather	Temp	Attendance
15	16-JAN-2015 18:00	90	Melbourne Rectangular Stadium, Melbourne	Fine and clear in the beginning, turned cloudy.	27 C	10808
<b>PALESTINE</b>		<b>1</b>	0 1st Half 3	5	<b>JORDAN</b>	
			1 2nd Half 2			
			Ext. Time			
			Penalty Kick			
Red	Red	Red		White	White	White

No.	Pos	Name	G	Y	R	S	No.	Pos	Name	G	Y	R	S
3	DF	HUSAM ABUSALAH (H. ABUSALAH)				55	1	GK	AMER SHAFI (SHAFI) (C)				
7	FW	ASHRAF ALFAWAGHRA (A. ALFAWAGHRA)				73	3	DF	TAREQ KHATTAB (TAREQ)				
8	MF	HISHAM SALHI (H. SALHI)				80	5	DF	MOHAMMAD MUSTAFA (MUSTAFA)				
12	DF	TAMER SALAH (T. SALAH)					6	MF	SAEED MURJAN (S. MURJAN)				52
13	MF	JAKA HBAISHA (J. HBAISHA)	84				8	FW	ODAI AL SAIFY (ODAI)				
14	DF	ABDALLAH JABER (A. JABER)					11	DF	ODAY ZAHRAN (ZAHRAN)				
15	DF	ABDALLATIF ALBAHDARI (A. ALBAHDARI)					14	MF	ABDALLAH DEEB (ABDALLAH)				
18	FW	MUSAB BATTAT (M. BATTAT)					18	DF	AHMAD ELIAS AHMAD ALI (AHMAD)				
19	MF	ABDULHAMID ABUHABIB (A. ABUHABIB)					20	FW	HAMZA ALDARADREH (HAMZA)	@			81
21	GK	RAMZI SALEH (R. SALEH) (C)		80			21	DF	MOHAMMAD AL DMEIRI (DMEIRI)				
23	MF	MURAD SAID (M. SAID)					23	MF	YOUSEF AHMAD MOHAMMAD (YOUSEF)	32			69

Substitutes

1	GK	TAWFIQ ABUHAMMAD (T. ABUHAMMAD)				
2	DF	RAED FARES (R. FARES)				
6	MF	MOUSA ABUJAZAR (M. ABUJAZAR)				
9	FW	KHALED SALEM (KH. SALEM)				
10	FW	ISMAIL ALAMOUR (I. ALAMOUR)				55
11	FW	AHMED WRIDAT (A. WRIDAT)				
16	FW	MAHMOUD DHADHA (M. DHADHA)				73
20	MF	KHADER ABUHAMMAD (K. ABUHAMMAD)				80
22	GK	RAMI HAMADA (R. HAMADA)				

Substitutes

2	MF	RAJAEI AYED FADEL HASAN (RAJA'E)				
4	MF	SAMEER RAJA SULEIMAN (SAMEER)				
7	FW	MAHMOUD ZATARA (ZA'TARA)				
9	MF	AHMAD NAWAF ISRAIWAH (ISRAIWA)				69
12	GK	MUTAZ YASIN (MUTAZ)				
13	MF	KHALIL BANIAIEYAH (KHALIL)				52
15	MF	MOHAMMAD AL DAOUD (ALDAOUD)				81
16	MF	MONTHER ABU AMARA (MONTHER)				
17	MF	SALEH IBRAHIM (SALEH)				
22	GK	AHMAD NAWAS (A. NAWAS)				

Not Eligible

4	DF	AHMED MAHAJNA (A. MAHAJNA)				
---	----	----------------------------	--	--	--	--

Not Eligible

19	DF	ANAS BANI YASEEN (ANAS)				
----	----	-------------------------	--	--	--	--

Not Playing

5	DF	HAYTHAM THEEB (H. THEEB)				
17	MF	ALEXIS NORABUENA (A. NORABUENA)				

Not Playing

10	FW	AHMAD HAYEL (A. HAYEL)				
----	----	------------------------	--	--	--	--

( @ 34,45+2,75,79)

Team Coach	Team Manager	Team Coach	Team Manager
AHMAD ALHASAN (PALESTINE)	HUSAM YOUNIS (PALESTINE)	RAYMOND WILKINS (UNITED KINGDOM)	ANZOR HINA (JORDAN)

Delegates			
Referee	KIM JONG HYEOK (KOREA REPUBLIC)	Match Commissioner	VINCENT YUEN (HONG KONG)
Assistant Referee 1	JEONG HAE SANG (KOREA REPUBLIC)	Referee Assessor	HANY TALEB BALLAN (QATAR)
Assistant Referee 2	YOON KWANG YEOL (KOREA REPUBLIC)	General Coordinator	PAVEL LUZANOV (KYRGYZSTAN)
Fourth Official	AMMAR ALI ALJNEIBI (UNITED ARAB EMIRATES)	Media Officer	LIU LINGLING (CHINA PR)
Fifth Official	MOHD YUSRI (MALAYSIA)		

G - Goal, Y - Yellow Card, R - Red Card, S - Substitute, PS - Penalty Shootout Made, PS- - Penalty Shootout Missed

Team Statistics

Palestine	Team Statistics	Jordan
1	Goals	5
0	1st half goals	3
4	Shots on target	6
1	Shots off target	8
3	Blocked shots	5
7	Corners	7
11	Fouls	11
2	Offsides	1
1	Yellow cards	0
0	Red cards	0
75.4%	Passing success	73.4%
22	Tackles	17
77%	Tackles success	82%
52.4%	Possession	47.6%
51%	Territorial advantage	49%
418	Total passes	384
15	Total crosses	12
166	Lost balls	163
58	Recoveries	61
48.9%	1st half possession	51.1%
55.9%	2nd half possession	44.1%

Actual Playing Time

Date	Team	Opponent	Time	In Play	Times Out	Longest Run
16/01/15	Palestine	Jordan	96:10	50:36	127	2:28





### Iraq v Japan

Match	Date and Time	Duration	Stadium	Weather	Temp	Attendance
16	16-JAN-2015 19:00	90	Brisbane Stadium, Brisbane	nice ,hot	30c C	22941
<b>IRAQ</b>		<b>0</b>	0 1st Half 1 0 2nd Half 0 Ext. Time Penalty Kick	<b>1</b>	<b>JAPAN</b>	
White	White	White		Blue	Blue	Blue

No.	Pos	Name	G	Y	R	S	No.	Pos	Name	G	Y	R	S
2	DF	AHMED IBRAHIM (AHMED IB.)					1	GK	EIJI KAWASHIMA (KAWASHIMA)				
5	MF	YASER SAFA KASIM (YASER K.)					4	FW	KEISUKE HONDA (HONDA)	23			89
6	DF	ALI ADNAN KADHIM (ALI A.)				67	5	DF	YUTO NAGATOMO (NAGATOMO)				
7	MF	AMJED KALAF AL-MUNTAFIK (AMJED K.)				82	6	DF	MASATO MORISHIGE (MORISHIGE)				
10	FW	YUNUS MAHMOOD (YUNUS M.) (C)				54	7	MF	YASUHITO ENDO (ENDO)				63*
12	GK	JALAL HASSAN HACHIM (JALAL H.)					9	FW	SHINJI OKAZAKI (OKAZAKI)				
14	DF	SALAM SHAKIR (SALAM SH.)		61			10	FW	SHINJI KAGAWA (KAGAWA)				
15	DF	DHURGHAM ISMAEL (DHURGHAM)					17	MF	MAKOTO HASEBE (HASEBE) (C)				
17	MF	ALAA ABDULZEHRA (ALAA AB.)		51			18	FW	TAKASHI INUI (INUI)				63
21	MF	SAAD ABDULAMEER (SAAD AB.)					21	DF	GOTOKU SAKAI (G. SAKAI)				
23	DF	WALEED SALIM AL-LAMI (WALEED S.)					22	DF	MAYA YOSHIDA (YOSHIDA)				

Substitutes

1	GK	ALI YASEEN YAS (ALI Y.)				
3	DF	ALI BAHJAT FADHIL (ALI B.)				
4	DF	ALI FAEZ ATIYAH (ALI F.)				
8	FW	JUSTIN HIKMAT AZEEZ (JUSTIN A.)				54
9	MF	AHMED YASEEN GHENI (AHMED Y.)				67
11	MF	HUMAM TAREQ FARAJ (HUMAM T.)				
13	MF	OSAMAH JABBAR SHAFEEQ (OSAMAH J.)				82
16	FW	MARWAN HUSSEIN (MARWAN H.)				
18	DF	SAMEH SAEED MEJBEL (SAMEH S.)				
19	MF	MAHDI KAMIL SHILTAGH (MAHDI K.)				
20	GK	MOHAMMED HAMEED (MOHAMMED H.)				
22	MF	ALI HISNY FAISAL (ALI H.)				

Substitutes

2	DF	NAOMICHI UEDA (UEDA)				
3	DF	KOSUKE OTA (OTA)				
8	MF	HIROSHI KIYOTAKE (KIYOTAKE)			73	63*
11	FW	YOHEI TOYODA (TOYODA)				
12	GK	SHUSAKU NISHIKAWA (NISHIKAWA)				
13	FW	YU KOBAYASHI (KOBAYASHI)				
14	MF	YOSHINORI MUTO (MUTO)				89
15	MF	YASUYUKI KONNO (KONNO)			90+2	63
16	DF	TSUKASA SHIOTANI (SHIOTANI)				
19	DF	GEN SHOJI (SHOJI)				
20	MF	GAKU SHIBASAKI (SHIBASAKI)				
23	GK	MASAAKI HIGASHIGUCHI (HIGASHIGUCHI)				

Not Eligible

Not Eligible

Not Playing

Not Playing

Team Coach	Team Manager	Team Coach	Team Manager
RADHI SWADI (IRAQ)	BASIL GORGES HANNA (IRAQ)	JAVIER AGUIRRE (MEXICO)	NAOKI TSUMURA (JAPAN)

Delegates

Referee	ALIREZA FAGHANI (IR. IRAN)	Match Commissioner	RASHID AL-DOSARI (QATAR)
Assistant Referee 1	REZA SOKHANDAN (IR. IRAN)	Referee Assessor	FARKHAD ABDULLAEV (UZBEKISTAN)
Assistant Referee 2	MOHAMMADREZA ABOLFAZLI (IR. IRAN)	General Coordinator	SUMINORI GOKOH (JAPAN)
Fourth Official	CRISHANTHA DILAN PERERA (SRI LANKA)	Media Officer	ZHOU JIAN (CHINA PR)
Fifth Official	PALITHA HEMATHUNGA (SRI LANKA)		

G - Goal, Y - Yellow Card, R - Red Card, S - Substitute, PS - Penalty Shootout Made, PS- - Penalty Shootout Missed

### Team Statistics

Iraq	Team Statistics	Japan
0	Goals	1
0	1st half goals	1
2	Shots on target	5
1	Shots off target	7
2	Blocked shots	2
3	Corners	1
10	Fouls	23
1	Offsides	1
2	Yellow cards	2
0	Red cards	0
79.9%	Passing success	86.7%
13	Tackles	7
85%	Tackles success	71%
38.9%	Possession	61.1%
44%	Territorial advantage	56%
354	Total passes	562
8	Total crosses	13
119	Lost balls	116
50	Recoveries	51
43.3%	1st half possession	56.7%
34.8%	2nd half possession	65.2%

### Actual Playing Time

Date	Team	Opponent	Time	In Play	Times Out	Longest Run
16/01/15	Iraq	Japan	93:57	55:34	95	3:00





## Japan v Jordan

Match	Date and Time	Duration	Stadium	Weather	Temp	Attendance
23	20-JAN-2015 20:00	90	Melbourne Rectangular Stadium, Melbourne	Cloudy	27 C	25016
<b>JAPAN</b>		<b>2</b>	1 1st Half 0 1 2nd Half 0 Ext. Time Penalty Kick	<b>0</b>	<b>JORDAN</b>	
Blue	Blue	Blue		Red	Red	Red

No.	Pos	Name	G	Y	R	S	No.	Pos	Name	G	Y	R	S
1	GK	EIJI KAWASHIMA (KAWASHIMA)					1	GK	AMER SHAFI (SHAFI) (C)				
4	FW	KEISUKE HONDA (HONDA)	24				3	DF	TAREQ KHATTAB (TAREQ)				
5	DF	YUTO NAGATOMO (NAGATOMO)					5	DF	MOHAMMAD MUSTAFA (MUSTAFA)		11		
6	DF	MASATO MORISHIGE (MORISHIGE)					8	FW	ODAI AL SAIFY (ODAI)				
7	MF	YASUHITO ENDO (ENDO)				86	11	DF	ODAY ZAHNAN (ZAHNAN)				
9	FW	SHINJI OKAZAKI (OKAZAKI)		46		78	14	MF	ABDALLAH DEEB (ABDALLAH)				46
10	FW	SHINJI KAGAWA (KAGAWA)	82				18	DF	AHMAD ELIAS AHMAD ALI (AHMAD)				
17	MF	MAKOTO HASEBE (HASEBE) (C)					19	DF	ANAS BANI YASEEN (ANAS)				
18	FW	TAKASHI INUI (INUI)		48		49	20	FW	HAMZA ALDARADREH (HAMZA)				73
21	DF	GOTOKU SAKAI (G. SAKAI)					21	DF	MOHAMMAD AL DMEIRI (DMEIRI)				
22	DF	MAYA YOSHIDA (YOSHIDA)					23	MF	YOUSEF AHMAD MOHAMMAD (YOUSEF)		38		46*

Substitutes							Substitutes						
2	DF	NAOMICHI UEDA (UEDA)					2	MF	RAJAEI AYED FADEL HASAN (RAJA'E)				
3	DF	KOSUKE OTA (OTA)					4	MF	SAMEER RAJA SULEIMAN (SAMEER)				
8	MF	HIROSHI KIYOTAKE (KIYOTAKE)				49	6	MF	SAEED MURJAN (S.MURJAN)				
11	FW	YOHEI TOYODA (TOYODA)					7	FW	MAHMOUD ZATARA (ZA'TARA)				
12	GK	SHUSAKU NISHIKAWA (NISHIKAWA)					9	MF	AHMAD NAWAF ISRAIWAH (ISRAIWA)				
13	FW	YU KOBAYASHI (KOBAYASHI)					10	FW	AHMAD HAYEL (A. HAYEL)				46
14	MF	YOSHINORI MUTO (MUTO)				78	12	GK	MUTAZ YASIN (MUTAZ)				
15	MF	YASUYUKI KONNO (KONNO)					13	MF	KHALIL BANIAIEYAH (KHALIL)				73
16	DF	TSUKASA SHIOTANI (SHIOTANI)					15	MF	MOHAMMAD AL DAOUD (ALDAOUD)				
19	DF	GEN SHOJI (SHOJI)					16	MF	MONTHER ABU AMARA (MONTHER)				46*
20	MF	GAKU SHIBASAKI (SHIBASAKI)				86	17	MF	SALEH IBRAHIM (SALEH)				
23	GK	MASAAKI HIGASHIGUCHI (HIGASHIGUCHI)					22	GK	AHMAD NAWAS (A. NAWAS)				

Not Eligible Not Eligible  
Not Playing Not Playing

Team Coach	Team Manager	Team Coach	Team Manager
JAVIER AGUIRRE (MEXICO)	NAOKI TSUMURA (JAPAN)	RAYMOND WILKINS (UNITED KINGDOM)	ANZOR HINA (JORDAN)

Delegates			
Referee	RAVSHAN IRMATOV (UZBEKISTAN)	Match Commissioner	VINCENT YUEN (HONG KONG)
Assistant Referee 1	ABDUKHAMIDULLO RASULOV (UZBEKISTAN)	Referee Assessor	HANY TALEB BALLAN (QATAR)
Assistant Referee 2	BAKHADYR KOCHKAROV (KYRGYZSTAN)	General Coordinator	PAVEL LUZANOV (KYRGYZSTAN)
Fourth Official	AMMAR ALI ALJNEIBI (UNITED ARAB EMIRATES)	Media Officer	LIU LINGLING (CHINA PR)
Fifth Official	PALITHA HEMATHUNGA (SRI LANKA)		

G - Goal, Y - Yellow Card, R - Red Card, S - Substitute, PS - Penalty Shootout Made, PS- - Penalty Shootout Missed

## Team Statistics

Japan	Team Statistics	Jordan
2	Goals	0
1	1st half goals	0
9	Shots on target	1
6	Shots off target	2
4	Blocked shots	1
5	Corners	1
14	Fouls	21
3	Offsides	1
2	Yellow cards	2
0	Red cards	0
86.2%	Passing success	69.4%
13	Tackles	16
54%	Tackles success	69%
67.9%	Possession	32.1%
51%	Territorial advantage	49%
564	Total passes	265
12	Total crosses	8
121	Lost balls	121
52	Recoveries	47
74.4%	1st half possession	25.6%
61.1%	2nd half possession	38.9%

## Actual Playing Time

Date	Team	Opponent	Time	In Play	Times Out	Longest Run
20/01/15	Japan	Jordan	97:14	54:37	102	3:23





Iraq v Palestine

Match	Date and Time	Duration	Stadium	Weather	Temp	Attendance
24	20-JAN-2015 20:00	90	Canberra Stadium, Canberra	Dry and cool	20 degrees celsi C	10235
<b>IRAQ</b>		<b>2</b>	0 1st Half 2 2nd Half 0 Ext. Time 0 Penalty Kick	<b>0</b>	<b>PALESTINE</b>	
White	White	White		Red	Red	Red

No.	Pos	Name	G	Y	R	S	No.	Pos	Name	G	Y	R	S
2	DF	AHMED IBRAHIM (AHMED IB.)					1	GK	TAWFIQ ABUHAMMAD (T. ABUHAMMAD)				
5	MF	YASER SAFA KASIM (YASER K.)					4	DF	AHMED MAHAJNA (A. MAHAJNA)		59		
7	MF	AMJED KALAF AL-MUNTAFIK (AMJED K.)				46	7	FW	ASHRAF ALFAWAGHRA (A.ALFAGHRA)				
8	FW	JUSTIN HIKMAT AZEEZ (JUSTIN A.)				71	8	MF	HISHAM SALHI (H. SALHI)		21		
9	MF	AHMED YASEEN GHENI (AHMED Y.)	88				9	FW	KHALED SALEM (KH. SALEM)				
10	FW	YOUNUS MAHMOOD (YOUNUS M.) (C)	48			79	10	FW	ISMAIL ALAMOUR (I. ALAMOUR)				67
12	GK	JALAL HASSAN HACHIM (JALAL H.)					11	FW	AHMED WRIDAT (A. WRIDAT)				
14	DF	SALAM SHAKIR (SALAM SH.)					14	DF	ABDALLAH JABER (A. JABER)				
15	DF	DHURGHAM ISMAEL (DHURGHAM)					15	DF	ABDALLATIF ALBAHDARI (A. ALBAHDARI) (C)				
21	MF	SAAD ABDULAMEER (SAAD AB.)					16	FW	MAHMOUD DHADHA (M. DHADHA)				79
23	DF	WALEED SALIM AL-LAMI (WALEED S.)					20	MF	KHADER ABUHAMMAD (K. ABUHAMMAD)				

Substitutes

1	GK	ALI YASEEN YAS (ALI Y.)				
3	DF	ALI BAHJAT FADHIL (ALI B.)				
4	DF	ALI FAEZ ATIYAH (ALI F.)				
6	DF	ALI ADNAN KADHIM (ALI A.)				46
11	MF	HUMAM TAREQ FARAJ (HUMAM T.)				
13	MF	OSAMAH JABBAR SHAFEEQ (OSAMAH J.)				71
16	FW	MARWAN HUSSEIN (MARWAN H.)				79
18	DF	SAMEH SAEED MEJBEL (SAMEH S.)				
19	MF	MAHDI KAMIL SHILTAGH (MAHDI K.)				
20	GK	MOHAMMED HAMEED (MOHAMMED H.)				
22	MF	ALI HISNY FAISAL (ALI H.)				

Not Eligible

17	MF	ALAA ABDULZEHRA (ALAA AB.)				
----	----	----------------------------	--	--	--	--

Not Playing

3	DF	HUSAM ABUSALAH (H. ABUSALAH)				
5	DF	HAYTHAM THEEB (H. THEEB)				
17	MF	ALEXIS NORABUENA (A.NORABUENA)				
23	MF	MURAD SAID (M. SAID)				

Team Coach	Team Manager	Team Coach	Team Manager
RADHI SWADI (IRAQ)	BASIL GORGES HANNA (IRAQ)	AHMAD ALHASAN (PALESTINE)	HUSAM YOUNIS (PALESTINE)
Delegates			
Referee	MOHAMMED ABDULLA HASSAN (UNITED ARAB EMIRATES)	Match Commissioner	LE HOAI ANH (VIETNAM)
Assistant Referee 1	MOHAMED ALHAMMADI (UNITED ARAB EMIRATES)	Referee Assessor	EDWARD LENNIE (AUSTRALIA)
Assistant Referee 2	HASAN ALMAHRI (UNITED ARAB EMIRATES)	General Coordinator	SAIFUDDIN BIN ABU BAKAR (MALAYSIA)
Fourth Official	MOHD AMIRUL (MALAYSIA)	Media Officer	MARTINS HARTMANIS (LATVIA)
Fifth Official	MOHD YUSRI (MALAYSIA)		

G - Goal, Y - Yellow Card, R - Red Card, S - Substitute, PS - Penalty Shootout Made, PS- - Penalty Shootout Missed

Team Statistics

Iraq	Team Statistics	Palestine
2	Goals	0
0	1st half goals	0
8	Shots on target	1
9	Shots off target	3
4	Blocked shots	2
11	Corners	3
9	Fouls	15
0	Offsides	0
0	Yellow cards	2
0	Red cards	0
83.2%	Passing success	68.5%
16	Tackles	32
81%	Tackles success	63%
64.2%	Possession	35.8%
61%	Territorial advantage	39%
470	Total passes	276
21	Total crosses	2
156	Lost balls	129
60	Recoveries	55
67.8%	1st half possession	32.2%
59.9%	2nd half possession	40.1%

Actual Playing Time

Date	Team	Opponent	Time	In Play	Times Out	Longest Run
20/01/15	Iraq	Palestine	95:24	53:18	117	3:24







Japan continued the defence of their Asian title with another performance of ruthless efficiency as the Samurai Blue put a spirited Jordanian side to the sword with a display that had defeated coach Ray Wilkins reflecting on the gulf in class between his side and the East Asians.

Jordan went into the match knowing that a draw could see them through if Palestine could cause an upset and defeat Iraq in the other Group D fixture that was kicking-off simultaneously in Canberra and the Hashemite Kingdom held their own in the early exchanges until AC Milan star Keisuke Honda scored his third goal in as many games when he fired home from a tight angle midway through the first half.

With Iraq taking the lead three minutes after the interval, Jordan needed a win to reach the knockout stage for the third time in four AFC Asian Cup tournaments but the defending champions had too much class for the Jordanians, with Shinji Kagawa doubling Japan's lead in the last ten minutes.

Mathematically Palestine still had a chance of a place in the quarter-finals when they went into their final Group D fixture but realistically speaking it was too much to ask for a team that had conceded nine times in their first two matches.

With Iraq determined to book their place in the quarter-finals, Palestine's target was to end their tournament debut with their heads held high and perhaps give their fans something else to cheer following Jaka Hbaisha's historic first Asian Cup goal in their 5-1 defeat to Jordan.

Palestine were dealt a massive blow ahead of their final Group D match when inspirational skipper Ramzi Saleh picked up an injury that saw the keeper sidelined for the crucial encounter with the 2007 champions.

Saleh's understudy Tawfiq Abduhammad had big gloves to fill and the Taraji Wadi Al Nes custodian and the Palestine defence dealt competently with the Iraqi pressure in the first half.

But three minutes after the interval Younus Mahmood broke the deadlock with a goal that ensured the Asian football icon had scored in four consecutive AFC Asian Cups, a record that includes Iraq's winner against Saudi Arabia in the 2007 final.

Iraq continued to dominate and after coming close on a number of occasions Ahmed Yasin struck with two minutes remaining to set up a quarter-final clash with rivals Iran.

Qualified for quarter-finals  
Japan and Iraq



# QUARTER-FINALS

## QF1: Korea Republic v Uzbekistan

Match	Date and Time	Duration	Stadium	Weather	Temp	Attendance
25	22-JAN-2015 18:30	120	Melbourne Rectangular Stadium, Melbourne	Fine/cloudy	33--21 C	23381
<b>KOREA REPUBLIC</b>		<b>2</b>	0 1st Half 0 2nd Half 0 Ext. Time 0 Penalty Kick	<b>0</b>	<b>UZBEKISTAN</b>	
Red	Blue	Red		White	White	White

No.	Pos	Name	G	Y	R	S	No.	Pos	Name	G	Y	R	S
2	DF	KIM CHANGSOO (KIM CHANGSOO)				70	3	DF	SHAVKATJON MULLADJANOV (MULLADJANOV)				
3	DF	KIM JIN SU (KIM JINSU)					4	MF	SARDOR RASHIDOV (RASHIDOV)				
5	DF	KWAK TAEHWI (KWAK TAEHWI)		56			5	DF	ANZUR ISMAILOV (ISMAILOV)		85		
6	MF	PARK JOO HO (PARK JOOHO)					6	FW	BAKHODIR NASIMOV (NASIMOV)				
7	MF	SON HEUNG MIN (SON HEUNGMIN)	@				7	MF	AZIZBEK HAYDAROV (HAYDAROV)				
10	MF	NAM TAE HEE (NAM TAEHEE)					9	MF	ODIL AKHMEDOV (AKHMEDOV) (C)				30
11	FW	LEE KEUN HO (LEE KEUNHO)				111	12	GK	IGNATIY NESTEROV (NESTEROV)				
16	MF	KI SUNG YUENG (KI SUNGYUENG) (C)		115			13	MF	LUTFULLA TURAEV (TURAEV L)				85
18	FW	LEE JEONGHYEOP (LEE JEONGHYEOP)				79	14	DF	SHUKHRAT MUKHAMMADIEV (MUKHAMMADIEV)				
19	DF	KIM YOUNG GWON (KIM YOUNGGWON)					17	MF	SANJAR TURSUNOV (TURSUNOV)				105+1
23	GK	KIM JIN HYEON (KIM JINHYEON)					19	DF	VITALIY DENISOV (DENISOV)		57		

Substitutes

1	GK	JUNG SUNGRYONG (JUNG SUNGRYONG)				
4	DF	KIM JU YOUNG (KIM JUYOUNG)				
8	MF	KIM MIN WOO (KIM MINWOO)				
9	FW	CHO YOUNG CHEOL (CHO YOUNGCHEOL)				
12	MF	HAN KYO WON (HAN KYOWON)				
14	MF	HAN KOOK YOUNG (HAN KOOKYOUNG)				79
15	MF	LEE MYUNG JOO (LEE MYUNGJOO)				
20	DF	JANG HYUNSOO (JANG HYUNSOO)				111
21	GK	KIM SEUNG GYU (KIM SEUNGGYU)				
22	DF	CHA DU RI (CHA DURI)				70

Substitutes

1	GK	ELDORBEK SUYUNOV (SUYUNOV)				
2	DF	EGOR KRIMETS (KRIMETS)				
8	MF	SERVER DJEPAROV (DJEPAROV)				
10	MF	JAMSHID ISKANDEROV (ISKANDEROV)				85
11	MF	IGOR SERGEEV (SERGEEV)				105+1
15	MF	JASUR KHASANOV (KHASANOV)				
16	FW	VOKHID SHODIEV (SHODIEV)				
18	MF	TIMUR KAPADZE (KAPADZE)				30
21	GK	AKBAR TURAEV (TURAEV A)				
22	MF	FARRUKH SAYFIEV (SAYFIEV)				
23	DF	AKMAL SHORAKHMEDOV (SHORAKHMEDOV)				

Not Eligible

Not Eligible

Not Playing

Not Playing

13	MF	KOO JA CHEOL (KOO JACHEOL)				
17	MF	LEE CHUNG YONG (LEE CHUNGYONG)				

20	DF	ISLUM TUHTAHUJAEV (TUHTAHUJAEV)				
----	----	---------------------------------	--	--	--	--

(@ 104,120)

Team Coach	Team Manager	Team Coach	Team Manager
ULRICH STIELIKE (GERMANY)	PARK IL KI (KOREA REPUBLIC)	MIRDJALAL KASIMOV (UZBEKISTAN)	RAMIL ILYASOV (UZBEKISTAN)

Delegates			
Referee	FAHAD ALMIRDASI (SAUDI ARABIA)	Match Commissioner	VINCENT YUEN (HONG KONG)
Assistant Referee 1	ABDULAH ALSHALWAI (SAUDI ARABIA)	Referee Assessor	HANY TALEB BALLAN (QATAR)
Assistant Referee 2	ABU BAKAR AL-AMRI (OMAN)	General Coordinator	PAVEL LUZANOV (KYRGYZSTAN)
Fourth Official	ABDULLAH MOHAMED AL HILALI (OMAN)	Media Officer	LIU LINGLING (CHINA PR)
Fifth Official	BADR ALI ALSHUMRANI (SAUDI ARABIA)		

G - Goal, Y - Yellow Card, R - Red Card, S - Substitute, PS - Penalty Shootout Made, PS- - Penalty Shootout Missed

## Team Statistics

Korea Republic	Team Statistics	Uzbekistan
2	Goals	0
0	1st half goals	0
7	Shots on target	4
7	Shots off target	8
2	Blocked shots	1
6	Corners	7
6	Fouls	22
1	Offsides	0
2	Yellow cards	2
0	Red cards	0
85.7%	Passing success	70.8%
17	Tackles	28
94%	Tackles success	79%
60.5%	Possession	39.5%
47%	Territorial advantage	53%
642	Total passes	411
12	Total crosses	16
169	Lost balls	185
65	Recoveries	68
62.5%	1st half possession	37.5%
61.7%	2nd half possession	38.3%
69.3%	1st half ET possession	30.7%
40.4%	2nd half ET possession	59.6%

## Actual Playing Time

Date	Team	Opponent	Time	In Play	Times Out	Longest Run
22/01/15	Korea Republic	Uzbekistan	128:06	70:12	137	2:11







**K**orea Republic's reward for defeating Australia to the Group A top spot, which they achieved with their third successive single goal win, was a quarter-final clash with Group B runners-up Uzbekistan.

Both sides had their fair share of chances in a goalless, but thoroughly entertaining 90 minutes, with Kim Jin-hyeon the busier of the two keepers in the opening exchanges before Kim's counterpart Ignatij Nesterov kept the Uzbeks in contention with a fine double block midway through the first half and a number of crucial saves after the interval.

Both sides enjoyed a large slice of luck towards the end of regulation time with substitute Lutfulla Turaev heading wide with Kim's goal at his mercy before the Koreans let the Uzbeks off the hook when Nam Tae-hee failed to connect with a glorious goal-scoring opportunity as the tournament witnessed its first draw after 90 minutes.

Having struggled with illness during the Group Stage, Son Heung-min had not shown the form the Bayer Leverkusen star's pre-match hype had suggested but the back-to-back KFA Footballer of the Year stole the show with an extra-time double, with Nesterov unable to keep out his 104th minute header before Son sealed the Taeguk Warrior's place in the semi-finals five minutes into the second period with an unstoppable drive from Cha Du-ri's cutback

## KOREA REPUBLIC 2-0 UZBEKISTAN

## QF2: China v Australia

Match	Date and Time	Duration	Stadium	Weather	Temp	Attendance
26	22-JAN-2015 20:30	90	Brisbane Stadium, Brisbane	Nice weather with little shower.	24c C	46067
<b>CHINA P.R.</b>		<b>0</b>	0 0 Ext. Time Penalty Kick	1st Half 2nd Half	0 2	<b>2</b>
						<b>AUSTRALIA</b>
White	White	White			Yellow	Green Yellow

No.	Pos	Name	G	Y	R	S	No.	Pos	Name	G	Y	R	S
2	DF	REN HANG (REN H)					1	GK	MATHEW RYAN (RYAN)				
3	DF	MEI FANG (MEI F)				46	2	DF	IVAN FRANJIC (FRANJIC)				
5	DF	ZHANG LINPENG (ZHANG L P)				53	3	DF	JASON DAVIDSON (DAVIDSON)				
7	FW	WU LEI (WU L)					4	FW	TIM CAHILL (CAHILL)				80
8	MF	CAI HUIKANG (CAI H K)					7	MF	MATHEW LECKIE (LECKIE)				69
10	MF	ZHENG ZHI (ZHENG ZH) (C)					10	FW	ROBBIE KRUSE (KRUSE)				
14	FW	JI XIANG (JI X)					15	MF	MILE JEDINAK (JEDINAK) (C)				19
15	MF	WU XI (WU X)				83	20	DF	TRENT SAINSBURY (SAINSBURY)				
16	MF	SUN KE (SUN K)				71	21	MF	MASSIMO LUONGO (LUONGO)				
17	DF	ZHANG CHENGDONG (ZHANG CH D)					22	DF	ALEX WILKINSON (WILKINSON)				
23	GK	WANG DALEI (WANG D L)					23	MF	MARK BRESCIANO (BRESCIANO)				60

Substitutes

1	GK	ZENG CHENG (ZENG CH)				
4	MF	JIANG ZHIPENG (JIANG ZH P)				46
6	MF	LI ANG (LI A)				
9	FW	YANG XU (YANG X)				83
11	MF	HAO JUNMIN (HAO J M)				
12	GK	YAN JUNLING (YAN J L)				
13	MF	LIU JIANYE (LIU J Y)				
18	FW	GAO LIN (GAO L)				
19	FW	LIU BIN BIN (LIU B B)				
20	MF	YU HANCHAO (YU H CH)				
21	MF	YU HAI (YU H)				71
22	MF	LIAO LISHENG (LIAO L SH)				

Not Eligible

6	DF	MATTHEW SPIRANOVIC (SPIRANOVIC)				
---	----	---------------------------------	--	--	--	--

Not Playing

8	DF	CHRIS HERD (HERD)				
---	----	-------------------	--	--	--	--

(@ 48,65)

Team Coach	Team Manager	Team Coach	Team Manager
ALAIN PERRIN (FRANCE)	LIU DIANQIU (CHINA PR)	ANGE POSTECOGLOU (AUSTRALIA)	JOEL FREEME (AUSTRALIA)

Delegates			
Referee	KIM JONG HYEOK (KOREA REPUBLIC)	Match Commissioner	RASHID AL-DOSARI (QATAR)
Assistant Referee 1	JEONG HAE SANG (KOREA REPUBLIC)	Referee Assessor	JOHN CHIA (SINGAPORE)
Assistant Referee 2	YOON KWANG YEOL (KOREA REPUBLIC)	General Coordinator	SUMINORI GOKOH (JAPAN)
Fourth Official	ABDULRAHMAN HUSSAIN (QATAR)	Media Officer	ZHOU JIAN (CHINA PR)
Fifth Official	TALEB SALEM AL-MARRI (QATAR)		

G - Goal, Y - Yellow Card, R - Red Card, S - Substitute, PS - Penalty Shootout Made, PS - Penalty Shootout Missed



### Team Statistics

China PR	Team Statistics	Australia
0	Goals	2
0	1st half goals	0
5	Shots on target	9
3	Shots off target	10
3	Blocked shots	3
2	Corners	10
12	Fouls	8
2	Offsides	2
1	Yellow cards	1
0	Red cards	0
76.0%	Passing success	88.1%
22	Tackles	16
77%	Tackles success	69%
33.5%	Possession	66.5%
49%	Territorial advantage	51%
288	Total passes	578
11	Total crosses	14
124	Lost balls	134
43	Recoveries	50
22.7%	1st half possession	77.3%
42.0%	2nd half possession	58.0%

### Actual Playing Time

Date	Team	Opponent	Time	In Play	Times Out	Longest Run
22/01/15	China PR	Australia	94:12	57:35	122	2:15



**A**fter a group stage that eclipsed an eight-decade record for the amount of consecutive matches without a draw, three out of the four quarter-finals went into extra-time with only Australia getting the job done in the regulation 90 minutes as the tournament hosts ran out 2-0 winners over China.

Undefeated China had the better of the early exchanges in the first half but were made to pay for not making the most of their chances in the first-half hour when Socceroos' stalwart Tim Cahill extended his international goal-scoring record to 39 goals; the first a crowd-pleasing bicycle kick four minutes after the interval and then a trademark header in the 68th minute to cap the win.

The brace took Cahill's tally for the tournament to three having cancelled out Hussain Fadhel's eighth-minute opener in the Group A curtain-raiser as Australia took their first steps on the road to the semi-finals with a 4-1 win over Kuwait before Ange Postecoglou made the most of his squad depth with a number of changes in the subsequent 4-0 win over Oman and the 1-0 loss to Korea Republic that saw the Taeguk Warriors top the table above the Socceroos.

CHINA 0-2 AUSTRALIA



QF 3: I.R. Iran v Iraq

Team Statistics

Match	Date and Time	Duration	Stadium	Weather	Temp	Attendance
27	23-JAN-2015 17:30		Canberra Stadium, Canberra			
<b>I.R. IRAN</b>		<b>3</b>	1st Half: 0 2nd Half: 1 Ext. Time: 2 Penalty Kick: 0	<b>3</b>	<b>IRAQ</b>	
White	White	White		Green	Green	Green

No.	Pos	Name	G	Y	R	S	No.	Pos	Name	G	Y	R	S
1	GK	ALI REZA HAGHIGHI (A.R. HAGHIGHI)					2	DF	AHMED IBRAHIM (AHMED IB.)		2		
3	DF	EHSAN HAJI SAFI (HAJI SAFI)					5	MF	YASER SAFA KASIM (YASER K.)		68		
4	DF	JALAL HOSSEINI (J.HOSSEINI)					8	FW	JUSTIN HIKMAT AZEEZ (JUSTIN A.)				46
6	MF	JAVAD NEKONAM (J.NEKOUNAM) (C)					9	MF	AHMED YASEEN GHENI (AHMED Y.)	56			107
7	MF	MASOUD SHOJAEI (MASOUD SH.)				46	10	FW	YOUNUS MAHMOOD (YOUNUS M.) (C)	93	100		
8	DF	MORTEZA POURALIGANJI (M.POURALIGANJI)	103				12	GK	JALAL HASSAN HACHIM (JALAL H.)				
11	DF	VORYA GHAFOURI (V.GHAFOURI)					14	DF	SALAM SHAKIR (SALAM SH.)				
14	MF	ANDRANIK TEYMOURIAN (ANDRANIK)		90+4			15	DF	DHURGHAM ISMAEL (DHURGHAM)	116PK			
20	FW	SARDAR AZMOUN (SARDAR )	24			63	17	MF	ALAA ABDULZEHRA (ALAA AB.)				65
21	FW	ASHKAN DEJAGAH (DEJAGAH)				84	21	MF	SAAD ABDULAMEER (SAAD AB. )			102	
23	DF	MEHRDAD POOLADI (M.POOLADI)		22	43*		23	DF	WALEED SALIM AL-LAMI (WALEED S.)		90+2		

Substitutes							Substitutes						
2	FW	KHOSRO HEIDARI (KH.HEYDARI)					1	GK	ALI YASEEN YAS (ALI Y.)				
5	DF	AMIRHOSSEIN SADEGHI (AMIRHOSSEIN)					3	DF	ALI BAHJAT FADHIL (ALI B.)				
9	MF	OMID EBRAHIMI (O.EBRAHIMI)					4	DF	ALI FAEZ ATIYAH (ALI F.)				
10	FW	KARIM ANSARI FARD (KARIM)					6	DF	ALI ADNAN KADHIM (ALI A.)		95		65
12	GK	MOHSEN FOROOZAN (M.FOROOZAN)					7	MF	AMJED KALAF AL-MUNTAFIK (AMJED K.)				107
13	MF	VAHID AMIRY (V.AMIRY)				46	11	MF	HUMAM TAREQ FARAJ (HUMAM T.)				
15	DF	RAMIN REZAEIAN (R.REZAEIAN)					13	MF	OSAMAH JABBAR SHAFEEQ (OSAMAH J.)				
16	FW	REZA GHOOCHANNEJHAD (REZA)	118			84	16	FW	MARWAN HUSSEIN (MARWAN H.)		120		46
17	FW	SOROUSH RAFIEI (S.RAFIEI)					18	DF	SAMEH SAEED MEJBEL (SAMEH S.)				
18	FW	ALIREZA JAHAN BAKHSH (ALIREZA)				63	19	MF	MAHDI KAMIL SHILTAGH (MAHDI K.)				
19	DF	MOHAMMAD KHANZADEH (M.KHANZADEH)		120			20	GK	MOHAMMED HAMEED (MOHAMMED H.)				
22	GK	ALI REZA BEIRANVAND (A.BEIRANVAND)					22	MF	ALI HISNY FAISAL (ALI H.)				

Not Eligible  
Not Playing  
\* second yellow card

Team Coach	Team Manager	Team Coach	Team Manager
CARLOS QUIEROZ (PORTUGAL)	MEHDI MOHAMMAD NABI (IR. IRAN)	RADHI SWADI (IRAQ)	BASIL GORGES HANNA (IRAQ)

Delegates			
Referee	BENJAMIN WILLIAMS (AUSTRALIA)	Match Commissioner	LE HOAI ANH (VIETNAM)
Assistant Referee 1	MATTHEW CREAM (AUSTRALIA)	Referee Assessor	NOBORU ISHIYAMA (JAPAN)
Assistant Referee 2	PAUL CETRANGOLO (AUSTRALIA)	General Coordinator	SAIFUDDIN BIN ABU BAKAR (MALAYSIA)
Fourth Official	CHRISTOPHER BEATH (AUSTRALIA)	Media Officer	MARTINS HARTMANIS (LATVIA)
Fifth Official	CHOW CHUN KIT (HONG KONG)		

G - Goal, Y - Yellow Card, R - Red Card, S - Substitute, PS - Penalty Shootout Made, PS- - Penalty Shootout Missed

Iran	Team Statistics	Iraq
3	Goals	3
1	1st half goals	0
4	Shots on target	7
9	Shots off target	2
5	Blocked shots	2
3	Corners	8
9	Fouls	23
1	Offsides	0
1	Yellow cards	7
1	Red cards	0
74.3%	Passing success	85.3%
22	Tackles	13
91%	Tackles success	85%
36.4%	Possession	63.6%
51%	Territorial advantage	49%
334	Total passes	593
15	Total crosses	19
132	Lost balls	151
64	Recoveries	59
44.4%	1st half possession	55.6%
27.9%	2nd half possession	72.1%
43.4%	1st half ET possession	56.4%
47.1%	2nd half ET possession	52.9%

Actual Playing Time

Date	Team	Opponent	Time	In Play	Times Out	Longest Run
23/01/15	Iran	Iraq	136:48	67:32	114	3:43







The quarter-final between Iran and Iraq produced something of an upset as the Lions of Mesopotamia roared into the semis with a thrilling victory over the three-time champions, who confirmed their status as one of the Australia 2015 frontrunners with three wins in the Group Stage without conceding a goal.

Both sides contributed to what was a superb spectacle with each chapter of the match – regulation time, extra-time, and the penalty shootout – providing enough drama to see the entertaining encounter in Canberra go down as an Asian Cup classic.

Sardar Azmoun gave Iran a 24th minute lead but Iraq were given the numerical advantage going into the second half when Mehrdad Pooladi was sent off two minutes before the half-time break. The 2007 Asian Cup winners made their extra man count 11 minutes after the interval when Ahmed Yasin netted the equaliser that ultimately forced extra time.

Skipper Younus Mahmood, scorer of the winning goal in the 2007 final, headed Iraq into a 2-1 lead just three minutes into extra-time only for Morteza Pouraliganji to draw ten-man Iran level. Pouraliganji went from hero to villain soon after when a moment of madness saw him upend Yaser Kasim in the area enabling Dhurgham Ismail to restore Iraq's lead with a confidently taken penalty.

But while their celebrations were curtailed when Iran dramatically drew level two minutes from time through Reza Ghoochannejhad, Iraq were not to be denied a place in the last four for the third time in their Asian Cup history when Salim Shakir held his nerve to net the winning penalty after Vahid Amiri had struck the post in sudden death.

### QF 4: Japan v UAE

Match	Date and Time	Duration	Stadium		Weather	Temp	Attendance
28	23-JAN-2015 20:30	120	Stadium Australia, Sydney		Very good.	25C C	19094
<b>JAPAN</b>		<b>1</b>	0	1st Half	1	<b>UNITED ARAB EMIRATES</b>	
			1	2nd Half	0		
			0	Ext. Time	0		
			4	Penalty Kick	5		
Blue	Blue	Blue			White	White	White

No.	Pos	Name	G	Y	R	S	No.	Pos	Name	G	Y	R	S
1	GK	EIJI KAWASHIMA (KAWASHIMA)					1	GK	MAJED NASER (M. NASER) (C)				
4	FW	KEISUKE HONDA (HONDA)	PS-				5	MF	AMER ABDULRAHMAN (AMER A.)				54
5	DF	YUTO NAGATOMO (NAGATOMO)					6	DF	MOHANAD SALEM (M. SALEM)				
6	DF	MASATO MORISHIGE (MORISHIGE)	PS				7	FW	ALI AHMED MABKHOUT (A.MABKHOUT)	@			
7	MF	YASUHITO ENDO (ENDO)				54	9	DF	ABDULAZIZ HUSSAIN HAIKAL (A. HAIKAL)				76
9	FW	SHINJI OKAZAKI (OKAZAKI)				65	10	MF	OMAR ABDULRAHMAN (OMAR A.)	PS	119		
10	FW	SHINJI KAGAWA (KAGAWA)	PS-				11	FW	AHMED KHALIL (A. KHALIL)				58
17	MF	MAKOTO HASEBE (HASEBE) (C)	PS				13	DF	KHAMIS ESMAEEL (K. ESMAEEL)	PS-	45+2		
18	FW	TAKASHI INUI (INUI)				46	14	DF	ABDELAZIZ SANQOUR (A. SANQOUR)				
21	DF	GOTOKU SAKAI (G. SAKAI)					15	MF	ISMAIL AL HAMMADI (I. AL HAMMADI)		26		
22	DF	MAYA YOSHIDA (YOSHIDA)					23	DF	MOHAMED AHMAD GHARIB (M.GHARIB)				

Substitutes

2	DF	NAOMICHI UEDA (UEDA)				
3	DF	KOSUKE OTA (OTA)				
8	MF	HIROSHI KIYOTAKE (KIYOTAKE)				
11	FW	YOHEI TOYODA (TOYODA)	PS			65
12	GK	SHUSAKU NISHIKAWA (NISHIKAWA)				
13	FW	YU KOBAYASHI (KOBAYASHI)				
14	MF	YOSHINORI MUTO (MUTO)				46
15	MF	YASUYUKI KONNO (KONNO)				
16	DF	TSUKASA SHIOTANI (SHIOTANI)				
19	DF	GEN SHOJI (SHOJI)				
20	MF	GAKU SHIBASAKI (SHIBASAKI)	@			54
23	GK	MASAAKI HIGASHIGUCHI (HIGASHIGUCHI)				

Not Eligible

Not Playing

(@ 81,PS)

Team Coach	Team Manager	Team Coach	Team Manager
JAVIER AGUIRRE (MEXICO)	NAOKI TSUMURA (JAPAN)	MAHDI ALI HASSAN (UNITED ARAB EMIRATES)	METREF ALI METREF AL SHAMISI (UNITED ARAB EMIRATES)

Substitutes

2	MF	HASSAN SAFAR (H. SAFAR)				
4	MF	HABIB AL FARDAN (H. FARDAN)	PS			58
8	DF	HAMDAN AL KAMALI (H.ALKAMALI)				
12	GK	KHALID EISA (K. EISA)				
16	MF	MOHAMED (MOHAMED)				
17	MF	MAJED HASSAN (M. HASSAN)	PS			54
18	FW	SALEM SALEH AL REJAIBI (S. SALEH)				
19	DF	ISMAIL AHMED (I. AHMED)	PS	116		76
20	FW	SAEED AL KATHIRI (S.AL KATHIRI)				
21	MF	HABOOSH SALEH (H. SALEH)				
22	GK	MOHAMED YOUSEF (M. YOUSEF)				

Not Eligible

3	DF	WALID ABBAS (W. ABBAS)				
---	----	------------------------	--	--	--	--

Not Playing

(@ 7,PS)

Delegates			
Referee	ALIREZA FAGHANI (IR. IRAN)	Match Commissioner	AHMED SHAHIR (MALDIVES)
Assistant Referee 1	REZA SOKHANDAN (IR. IRAN)	Referee Assessor	SUBKHIDDIN MOHD SALLEH (MALAYSIA)
Assistant Referee 2	MOHAMMADREZA ABOLFAZLI (IR. IRAN)	General Coordinator	YU JIN HO (KOREA REPUBLIC)
Fourth Official	NAWAF SHUKRALLA (BAHRAIN)	Media Officer	LEE SEUNGHUN (KOREA REPUBLIC)
Fifth Official	EBRAHIM SALEH (BAHRAIN)		

G - Goal, Y - Yellow Card, R - Red Card, S - Substitute, PS - Penalty Shootout Made, PS- - Penalty Shootout Missed

IRAN 3-3 IRAQ. AET (6-7 ON PENALTIES)



### Team Statistics

Japan	Team Statistics	United Arab Emirates
1	Goals	1
0	1st half goals	1
8	Shots on target	2
15	Shots off target	0
12	Blocked shots	1
18	Corners	0
17	Fouls	14
3	Offsides	1
0	Yellow cards	4
0	Red cards	0
90.1%	Passing success	70.7%
16	Tackles	23
81%	Tackles success	78%
68.1%	Possession	31.9%
63%	Territorial advantage	37%
799	Total passes	396
42	Total crosses	3
157	Lost balls	153
59	Recoveries	54
60.2%	1st half possession	39.8%
72.5%	2nd half possession	27.5%
67%	1st half ET possession	33%
86.6%	2nd half ET possession	13.4%

### Actual Playing Time

Date	Team	Opponent	Time	In Play	Times Out	Longest Run
23/01/15	Japan	United Arab Emirates	126:47	78:43	139	3:29



## JAPAN 1-1 UAE. AET (4-5 ON PENALTIES)

Japan were genuine title contenders until the defending champions suffered a shock elimination at the quarter-final stage by an enterprising UAE side that had impressed in the Group Stage with wins over Bahrain and Qatar as they finished runners-up in Group B behind three-time champions Iran.

A Japanese defence that hadn't conceded in the Group Stage was breached after just seven minutes through Ali Mabkhout – scorer of the fastest goal in Asian Cup history after finding the net just 14 seconds into the UAE's 4-1 victory over Bahrain – who should have opened the scoring moments earlier but a poor first touch allowed Japan keeper Eiji Kawashima to gather the ball ahead of the Al Jazira forward.

Japan, who lined up with the same starting 11 for the fourth successive match, dominated possession immediately after Mabkhout's fourth of the campaign. Javier Aguirre's side seemed pedestrian in attack and unable to find the key that would unlock a sturdy UAE defence until Gaku Shibasaki's superb 81st minute strike drew Japan level and sent the quarter-final into extra-time.

The pattern of Japanese dominance continued in both periods of extra-time but the UAE stood firm sending the tie into penalties. Samurai Blue superstars Keisuke Honda and Shinji Kagawa both surprisingly missed their spot-kicks – with Honda blazing wildly over the bar and Kagawa hitting the inside of the post – allowing Al Ain defender Ismail Ahmed to sweep home the winning penalty and send the UAE into the AFC Asian Cup semi-finals for the first time since they hosted the tournament in 1996.





# SEMI-FINALS

## SF1: Korea Republic v Iraq

### Team Statistics

Match	Date and Time	Duration	Stadium	Weather	Temp	Attendance
29	26-JAN-2015 20:00	90	Stadium Australia, Sydney	Light rain showers.	19C C	36053
<b>KOREA REPUBLIC</b>		<b>2</b>	1st Half: 1, 2nd Half: 1, Ext. Time: , Penalty Kick:	<b>0</b>	<b>IRAQ</b>	
Red	Blue	Red		Green	Green	Green

No.	Pos	Name	G	Y	R	S	No.	Pos	Name	G	Y	R	S
3	DF	KIM JIN SU (KIM JINSU)		56			2	DF	AHMED IBRAHIM (AHMED IB.)				
5	DF	KWAK TAEHWI (KWAK TAEHWI)					7	MF	AMJED KALAF AL-MUNTAFIK (AMJED K.)				
6	MF	PARK JOO HO (PARK JOOHO)		40			9	MF	AHMED YASEEN GHENI (AHMED Y.)				63
7	MF	SON HEUNG MIN (SON HEUNGMIN)					10	FW	YOUNUS MAHMOOD (YOUNUS M.) (C)				
10	MF	NAM TAE HEE (NAM TAEHEE)				81	12	GK	JALAL HASSAN HACHIM (JALAL H.)				
12	MF	HAN KYO WON (HAN KYOWON)				46	13	MF	OSAMAH JABBAR SHAFEEQ (OSAMAH J.)				63*
16	MF	KI SUNG YUENG (KI SUNGYUENG) (C)		7		90+3	14	DF	SALAM SHAKIR (SALAM SH.)				
18	FW	LEE JEONGHYEOP (LEE JEONGHYEOP)	20				15	DF	DHURGHAM ISMAEL (DHURGHAM)				
19	DF	KIM YOUNG GWON (KIM YOUNGGWON)	50				17	MF	ALAA ABDULZEHRRA (ALAA AB.)				77
22	DF	CHA DU RI (CHA DUR)					21	MF	SAAD ABDULAMEER (SAAD AB. )				
23	GK	KIM JIN HYEON (KIM JINHYEON)					23	DF	WALEED SALIM AL-LAMI (WALEED S.)				

Substitutes							Substitutes						
1	GK	JUNG SUNGRYONG (JUNG SUNGRYONG)					1	GK	ALI YASEEN YAS (ALI Y.)				
2	DF	KIM CHANGSOO (KIM CHANGSOO)					3	DF	ALI BAHJAT FADHIL (ALI B.)				
4	DF	KIM JU YOUNG (KIM JUYOUNG)					4	DF	ALI FAEZ ATIYAH (ALI F.)				
8	MF	KIM MIN WOO (KIM MINWOO)					6	DF	ALI ADNAN KADHIM (ALI A.)				63
9	FW	CHO YOUNG CHEOL (CHO YOUNGCHEOL)					8	FW	JUSTIN HIKMAT AZEEZ (JUSTIN A.)				
11	FW	LEE KEUN HO (LEE KEUNHO)				46	11	MF	HUMAM TAREQ FARAJ (HUMAM T.)				
14	MF	HAN KOOK YOUNG (HAN KOOKYOUNG)				90+3	16	FW	MARWAN HUSSEIN (MARWAN H.)				77
15	MF	LEE MYUNG JOO (LEE MYUNGJOO)					18	DF	SAMEH SAEED MEJBEL (SAMEH S.)				
20	DF	JANG HYUNSOO (JANG HYUNSOO)				81	19	MF	MAHDI KAMIL SHILTAGH (MAHDI K.)				63*
21	GK	KIM SEUNG GYU (KIM SEUNGGYU)					20	GK	MOHAMMED HAMEED (MOHAMMED H.)				
							22	MF	ALI HISNY FAISAL (ALI H.)				

Not Eligible							Not Eligible						
							5	MF	YASER SAFA KASIM (YASER K.)				

Not Playing							Not Playing						
13	MF	KOO JA CHEOL (KOO JACHEOL)											
17	MF	LEE CHUNG YONG (LEE CHUNGYONG)											

Team Coach	Team Manager	Team Coach	Team Manager
ULRICH STIELIKE (GERMANY)	PARK IL KI (KOREA REPUBLIC)	RADHI SWADI (IRAQ)	BASIL GORGES HANNA (IRAQ)

Delegates			
Referee	RYUJI SATO (JAPAN)	Match Commissioner	AHMED SHAHIR (MALDIVES)
Assistant Referee 1	TORU SAGARA (JAPAN)	Referee Assessor	SHAMSUL BIN MAIDIN (SINGAPORE)
Assistant Referee 2	TOSHIYUKI NAGI (JAPAN)	General Coordinator	YU JIN HO (KOREA REPUBLIC)
Fourth Official	ALIREZA FAGHANI (IR. IRAN)	Media Officer	LEE SEUNGHUN (KOREA REPUBLIC)
Fifth Official	REZA SOKHANDAN (IR. IRAN)		

G - Goal, Y - Yellow Card, R - Red Card, S - Substitute, PS - Penalty Shootout Made, PS- - Penalty Shootout Missed

Korea Republic	Team Statistics	Iraq
2	Goals	0
1	1st half goals	0
7	Shots on target	2
2	Shots off target	6
2	Blocked shots	3
5	Corners	6
7	Fouls	19
1	Offsides	3
3	Yellow cards	0
0	Red cards	0
81.2%	Passing success	79.9%
22	Tackles	24
86%	Tackles success	83%
53.1%	Possession	46.9%
39%	Territorial advantage	61%
452	Total passes	379
6	Total crosses	28
145	Lost balls	155
61	Recoveries	67
65.8%	1st half possession	34.2%
40.4%	2nd half possession	59.6%

### Actual Playing Time

Date	Team	Opponent	Time	In Play	Times Out	Longest Run
26/01/15	Korea Republic	Iraq	97:48	56:25	103	3:43







**K**orea Republic booked a place in an AFC Asian Cup final for the first time since 1988 when Uli Stielike's side handed 2007 champions Iraq a 2-0 defeat.

The two time champions - who have not won the continental title since 1960 - secured the win after goals from Lee Jeong-hyeop and Kim Young-gwon took the Taeguk Warriors past the Iraqis.

Korea Republic last played in the final of the AFC Asian Cup in Qatar in 1988, when they lost on penalties to Saudi Arabia, and Stielike's side avenged a semi-final defeat at the hands of Iraq in 2007 when Younus Mahmood and his team mates went on to win the AFC Asian Cup.

Stielike made two changes to his starting line-up, bringing in Han Kyo-won for former AFC Player of the Year Lee Keun-ho as veteran right back Cha Du-ri replaced Kim Chang-soo.

Iraq meanwhile, called up Osamah Shakir for the suspended Yaser Kasim and Amjed Kalaf took the place of Columbus Crew midfielder Justin Meram.

The Koreans wasted little time taking the initiative, with Han Kyo-won narrowly missing with a diving header from Ki Sung-yueng's in-swinging free kick from the left while Nam Tae-hee tried his luck from distance, only to send the ball over the bar.

Son Heung-min's 19th minute surge through the Iraqi midfield ended with the Bayer Leverkusen man seeing his drive from distance tipped over the bar by Jalal Hassan, and soon after Lee Jeong-hyeop claimed his second goal of the tournament.

The 23-year-old Sangju Sangmu forward rose highest to reach Kim Jin-su's free kick from close to the right touchline before Hassan could punch clear, the header sending the Korean fans amongst the 36,053 crowd into raptures in the 20th minute.

Korea had dominated the first half and it wasn't until six minutes from the interval that Iraq finally had a sight of goal. Ahmed Yaseen sent his long-range attempt well over the bar before Kalaf forced Kim Jin-hyeon to drop to his right to push a low shot away for a corner four minutes later.

Five minutes after the restart, however, the Koreans all but put the game to bed.

Lee Jeong-hyeop was involved again, this time chesting the ball down on the edge of the area into the path of defender Kim Young-gwon and the Guangzhou Evergrande man's bouncing shot skidded past Hassan and into the corner of the goal.

Ki Sung-yueng and Son Heung-min both tried their luck unsuccessfully from long range soon after, before the increasingly desperate Iraqis started pumping the ball long towards captain Mahmood.

But the veteran could not find a way past a Korean defence that had yet to concede a goal at the AFC Asian Cup Australia 2015, and the Taeguk Warriors sealed their long-awaited place in the final of the continental championship.

## Semi-Final Korea Republic 2-0 Iraq



SF2: Australia v UAE

Match	Date and Time	Duration	Stadium	Weather	Temp	Attendance
30	27-JAN-2015 20:00	90	Newcastle Stadium, Newcastle	Light rain	+21 C C	21079
<b>AUSTRALIA</b>		<b>2</b>	1st Half: 0 2nd Half: 0 Ext. Time: Penalty Kick:	<b>0</b>	<b>UNITED ARAB EMIRATES</b>	
Yellow	Green	Yellow		White	White	White

No.	Pos	Name	G	Y	R	S	No.	Pos	Name	G	Y	R	S
1	GK	MATHEW RYAN (RYAN)					1	GK	MAJED NASER (M. NASER) (C)				
2	DF	IVAN FRANJIC (FRANJIC)					3	DF	WALID ABBAS (W. ABBAS)				78
3	DF	JASON DAVIDSON (DAVIDSON)	14				5	MF	AMER ABDULRAHMAN (AMER A.)				
4	FW	TIM CAHILL (CAHILL)				67	6	DF	MOHANAD SALEM (M. SALEM)				
5	MF	MARK MILLIGAN (MILLIGAN)				59	7	FW	ALI AHMED MABKHOUT (A.MABKHOUT)				
6	DF	MATTHEW SPIRANOVIC (SPIRANOVIC)					10	MF	OMAR ABDULRAHMAN (OMAR A.)				
7	MF	MATHEW LECKIE (LECKIE)		42			11	FW	AHMED KHALIL (A. KHALIL)				66
10	FW	ROBBIE KRUSE (KRUSE)				82	13	DF	KHAMIS ESMAEEL (K. ESMAEEL)				
15	MF	MILE JEDINAK (JEDINAK) (C)		64			14	DF	ABDELAZIZ SANQOUR (A. SANQOUR)				
20	DF	TRENT SAINSBURY (SAINSBURY)	3				16	MF	MOHAMED (MOHAMED)				46
21	MF	MASSIMO LUONGO (LUONGO)					23	DF	MOHAMED AHMAD GHARIB (M.GHARIB)				

Substitutes

9	FW	TOMI JURIC (JURIC)				67
11	MF	TOM OAR (OAR)				
12	GK	MITCHELL LANGERAK (LANGERAK)				
13	DF	AZIZ BEHICH (BEHICH)				
14	MF	JAMES TROISI (TROISI)				82
16	FW	NATHAN BURNS (BURNS)				
17	MF	MATT MCKAY (MCKAY)				59
18	GK	EUGENE GALEKOVIC (GALEKOVIC)				
19	MF	TERRY ANTONIS (ANTONIS)				
22	DF	ALEX WILKINSON (WILKINSON)				
23	MF	MARK BRESCIANO (BRESCIANO)				

Substitutes

2	MF	HASSAN SAFAR (H. SAFAR)				
4	MF	HABIB AL FARDAN (H. FARDAN)				
8	DF	HAMDAN AL KAMALI (H.ALKAMALI)				
9	DF	ABDULAZIZ HUSSAIN HAIKAL (A. HAIKAL)				
12	GK	KHALID EISA (K. EISA)				
15	MF	ISMAIL AL HAMMADI (I. AL HAMMADI)				46
17	MF	MAJED HASSAN (M. HASSAN)				
18	FW	SALEM SALEH AL REJAIBI (S. SALEH)				
19	DF	ISMAIL AHMED (I. AHMED)				
20	FW	SAEED AL KATHIRI (S.AL KATHIRI)				66
21	MF	HABOOSH SALEH (H. SALEH)				78
22	GK	MOHAMED YOUSEF (M. YOUSEF)				

Not Eligible

Not Playing

8	DF	CHRIS HERD (HERD)				
---	----	-------------------	--	--	--	--

Not Eligible

Not Playing

Team Coach	Team Manager	Team Coach	Team Manager
ANGE POSTECOGLU (AUSTRALIA)	JOEL FREEME (AUSTRALIA)	MAHDI ALI HASSAN (UNITED ARAB EMIRATES)	METREF ALI METREF AL SHAMISI (UNITED ARAB EMIRATES)

Delegates

Referee	RAVSHAN IRMATOV (UZBEKISTAN)	Match Commissioner	KEMEL TOKABAEV (KYRGYZSTAN)
Assistant Referee 1	ABDUKHAMIDULLO RASULOV (UZBEKISTAN)	Referee Assessor	SUBKHIDDIN MOHD SALLEH (MALAYSIA)
Assistant Referee 2	BAKHADYR KOCHKAROV (KYRGYZSTAN)	General Coordinator	BRIAN SEE (MALAYSIA)
Fourth Official	ABDULRAHMAN HUSSAIN (QATAR)	Media Officer	JESSIE DAI (CHINA PR)
Fifth Official	RAMZAN SAEED AL-NAEMI (QATAR)		

G - Goal, Y - Yellow Card, R - Red Card, S - Substitute, PS - Penalty Shootout Made, PS- - Penalty Shootout Missed

Team Statistics

Australia	Team Statistics	United Arab Emirates
2	<b>Goals</b>	0
2	<b>1st half goals</b>	0
3	<b>Shots on target</b>	2
6	<b>Shots off target</b>	7
2	<b>Blocked shots</b>	2
7	<b>Corners</b>	3
15	<b>Fouls</b>	9
6	<b>Offsides</b>	6
2	<b>Yellow cards</b>	0
0	<b>Red cards</b>	0
83.4%	<b>Passing success</b>	78.0%
22	<b>Tackles</b>	25
82%	<b>Tackles success</b>	92%
53.5%	<b>Possession</b>	46.5%
56%	<b>Territorial advantage</b>	44%
525	<b>Total passes</b>	468
21	<b>Total crosses</b>	11
162	<b>Lost balls</b>	163
86	<b>Recoveries</b>	74
57.5%	<b>1st half possession</b>	42.5%
49.3%	<b>2nd half possession</b>	50.7%

Actual Playing Time

Date	Team	Opponent	Time	In Play	Times Out	Longest Run
27/01/15	Australia	United Arab Emirates	94:31	62:20	125	2:32







Hosts Australia surged into the final of the AFC Asian Cup Australia 2015 after maiden international goals from both Trent Sainsbury and Jason Davidson in the first half at a damp Newcastle Stadium secured a 2-0 win over the United Arab Emirates.

Sainsbury handed 2011 runners-up Australia the ideal start to their bid to secure a second consecutive final appearance as the centre-back headed home inside the first three minutes of the semi-final with his first goal for the Socceroos.

Davidson followed suit 11 minutes later as the full-back became Australia's 10th different scorer during the tournament.

Both sides made two changes following their quarter-final successes, with Australia recalling defender Matthew Spiranovic and midfielder Mark Milligan, while the UAE brought in full-back Walid Abbas and forward Mohamed Abdulrahman.

And it was Spiranovic's central defensive partner Sainsbury who handed Australia the ideal start inside the first three minutes as the centre-back powered a downward header from Massimo Luongo's right wing corner past Majed Naser.

Australia, though, were given a huge let off seven minutes later as Ahmed Khalil hit the foot

of the post from Abdulaziz Sanqour's low cross with goalkeeper Mat Ryan rooted to the spot.

But Australia took full advantage just four minutes later as the UAE defended desperately close to their own goal, but after only being able to scramble the ball out towards the edge of the penalty area, Davidson was on hand to fire a low first-time effort into the bottom corner past Naser.

The UAE finally came into the contest at the end of the second half, but with Australia goalkeeper Ryan yet to be fully tested, the hosts still looked the more likely to add to their advantage.

Omar Abdulrahman was finally having more of an impact on the contest at the start of the second half and the UAE continued the hunt for way back into the contest as Khalil flashed an effort just wide six minutes after the restart with Ryan at full stretch.

Australia coach Ange Postecoglou reacted to this by reshaping the Socceroos' midfield just before the hour mark with the introduction of Matt McKay at the expense of Milligan.

And Australia were able to close out the contest without any major scares with Postecoglou having the luxury of being able to withdraw both Tim Cahill and Robbie Kruse as the UAE faded over the final minutes having fallen short of a return to the final for the first time since 1996.

## Semi-Final Australia 2-0 UAE



# 3rd & 4th Place

## Iraq v UAE

### Team Statistics

Match	Date and Time	Duration	Stadium	Weather	Temp	Attendance
31	30-JAN-2015 20:00	90	Newcastle Stadium, Newcastle	Very good	+22 C C	12829
<b>IRAQ</b>		<b>2</b>	1st Half: 2, 2nd Half: 0, Ext. Time: , Penalty Kick:	<b>3</b>	<b>UNITED ARAB EMIRATES</b>	
Green	Green	Green		White	White	White

No.	Pos	Name	G	Y	R	S	No.	Pos	Name	G	Y	R	S
2	DF	AHMED IBRAHIM (AHMED IB.)				55	4	MF	HABIB AL FARDAN (H. FARDAN)				54
5	MF	YASER SAFA KASIM (YASER K.)					6	DF	MOHANAD SALEM (M. SALEM)				
7	MF	AMJED KALAF AL-MUNTAFIK (AMJED K.)	42			86	7	FW	ALI AHMED MABKHOUT (A.MABKHOUT)	57PK			
9	MF	AHMED YASEEN GHENI (AHMED Y.)				80	9	DF	ABDULAZIZ HUSSAIN HAIKAL (A. HAIKAL)				79
10	FW	YOUNUS MAHMOOD (YOUNUS M.) (C)					10	MF	OMAR ABDULRAHMAN (OMAR A.)				41
14	DF	SALAM SHAKIR (SALAM SH.)					11	FW	AHMED KHALIL (A. KHALIL) (C)				76
15	DF	DHURGHAM ISMAEL (DHURGHAM)		37			12	GK	KHALID EISA (K. EISA)				
19	MF	MAHDI KAMIL SHILTAGH (MAHDI K.)				62	13	DF	KHAMIS ESMAEEL (K. ESMAEEL)				
20	GK	MOHAMMED HAMEED (MOHAMMED H.)					14	DF	ABDELAZIZ SANQOUR (A. SANQOUR)				68
21	MF	SAAD ABDULAMEER (SAAD AB.)					17	MF	MAJED HASSAN (M. HASSAN)				
23	DF	WALEED SALIM AL-LAMI (WALEED S.)	28	90+4			23	DF	MOHAMED AHMAD GHARIB (M.GHARIB)				

Substitutes

1	GK	ALI YASEEN YAS (ALI Y.)				
3	DF	ALI BAHJAT FADHIL (ALI B.)				62
4	DF	ALI FAEZ ATIYAH (ALI F.)				
6	DF	ALI ADNAN KADHIM (ALI A.)				80
8	FW	JUSTIN HIKMAT AZEEZ (JUSTIN A.)				86
11	MF	HUMAM TAREQ FARAJ (HUMAM T.)				
12	GK	JALAL HASSAN HACHIM (JALAL H.)				
13	MF	OSAMAH JABBAR SHAFEEQ (OSAMAH J.)				
16	FW	MARWAN HUSSEIN (MARWAN H.)				
17	MF	ALAA ABDULZEHRRA (ALAA AB.)				
18	DF	SAMEH SAEED MEJBEL (SAMEH S.)				
22	MF	ALI HISNY FAISAL (ALI H.)				

Substitutes

1	GK	MAJED NASER (M. NASER)				
2	MF	HASSAN SAFAR (H. SAFAR)				
3	DF	WALID ABBAS (W. ABBAS)				68
5	MF	AMER ABDULRAHMAN (AMER A.)				76
8	DF	HAMDAN AL KAMALI (H.ALKAMALI)				
15	MF	ISMAL AL HAMMADI (I. AL HAMMADI)				54
16	MF	MOHAMED (MOHAMED)				
18	FW	SALEM SALEH AL REJAIBI (S. SALEH)				
19	DF	ISMAIL AHMED (I. AHMED)				
20	FW	SAEED AL KATHIRI (S.AL KATHIRI)				
21	MF	HABOOSH SALEH (H. SALEH)				
22	GK	MOHAMED YOUSEF (M. YOUSEF)				

Not Eligible

Not Eligible

Not Playing

Not Playing

(@ 16,51)

Team Coach	Team Manager	Team Coach	Team Manager
RADHI SWADI (IRAQ)	BASIL GORGES HANNA (IRAQ)	MAHDI ALI HASSAN (UNITED ARAB EMIRATES)	METREF ALI METREF AL SHAMISI (UNITED ARAB EMIRATES)

Delegates

Referee	NAWAF SHUKRALLA (BAHRAIN)	Match Commissioner	KEMEL TOKABAEV (KYRGYZSTAN)
Assistant Referee 1	YASER TULEFAT (BAHRAIN)	Referee Assessor	ALI AHMED AL TRAIIFI (SAUDI ARABIA)
Assistant Referee 2	EBRAHIM SALEH (BAHRAIN)	General Coordinator	BRIAN SEE (MALAYSIA)
Fourth Official	BENJAMIN WILLIAMS (AUSTRALIA)	Media Officer	JESSIE DAI (CHINA PR)
Fifth Official	MATTHEW CREAM (AUSTRALIA)		

G - Goal, Y - Yellow Card, R - Red Card, S - Substitute, PS - Penalty Shootout Made, PS- - Penalty Shootout Missed

Iraq	Team Statistics	United Arab Emirates
2	Goals	3
2	1st half goals	1
7	Shots on target	4
3	Shots off target	3
5	Blocked shots	1
5	Corners	2
20	Fouls	13
3	Offsides	1
2	Yellow cards	2
1	Red cards	0
75.5%	Passing success	82.9%
17	Tackles	26
88%	Tackles success	81%
37.2%	Possession	62.8%
65%	Territorial advantage	35%
326	Total passes	590
22	Total crosses	3
152	Lost balls	139
65	Recoveries	65
37.3%	1st half possession	62.7%
37.0%	2nd half possession	63.0%

### Actual Playing Time

Date	Team	Opponent	Time In Play	Times Out	Longest Run
30/01/15	Iraq	United Arab Emirates	97:38	57:29	120
					2:44





## 3rd/4th Placing Iraq 2-3 UAE

Tournament leading scorer Ali Mabkhout netted a second-half penalty as the United Arab Emirates claimed third place at the AFC Asian Cup Australia 2015 after edging out former champions Iraq 3-2 in a thrilling contest at Newcastle Stadium.

Captain Ahmed Khalil opened the scoring for the UAE after 16 minutes only for Waleed Salim and Amjed Kalaf to turn the contest in favour of 2007 champions Iraq before half-time.

But after Khalil levelled the entertaining contest at the start of the second half with his fourth of the campaign, Mabkhout coolly netted his fifth just before the hour mark after Iraq's Ahmed Ibrahim had been sent-off to hand the 1996 finalists their second-best finish at the AFC Asian Cup.

With both coaches retaining the majority of their first team and only making minor changes to their starting line-ups following their semi-final defeats, it was the UAE's exciting front three which helped Mahdi Ali's side open the scoring. After Mabkhout freed Omar Abdulrahman following a swift counterattack Khalil was on hand to produce a first-time finish inside the penalty area from the perfectly weighted through ball.

Iraq, though, were almost back on level terms just four minutes later as Younus Mahmood's follow-up was acrobatically tipped over the crossbar by substitute UAE goalkeeper Khalid Eisa after Majed Hassan's attempted sliding clearance on the edge of the penalty area had bounced back off the woodwork following a deflection off the veteran striker.

But Eisa was given no chance after 28 minutes as Salim was found inside the area by Kalaf

and the full-back's strike crucially deflected off Khamis Esmael to beat the UAE goalkeeper high at his near post.

And Eisa was again beaten three minutes before half-time as the UAE custodian could only parry a low rasping drive from Ahmed Yasin from just outside the area and Kalaf was first to react to volley home from 10 yards.

Iraq maintained their pressure at the start of the second half and came close to extending their advantage less than a minute after the restart as Mahmood scuffed wide from inside the area with only Eisa to beat from Yaser Kasim's pass. The miss, though, proved costly for Iraq as just six minutes later Khalil beat the offside trap from Abdulrahman's superb chipped ball forward, and after taking one touch to evade onrushing goalkeeper Mohammed Hamed, the striker rolled the ball into the empty net.

And three minutes before the hour mark the UAE completed the comeback as Ibrahim was sent-off after hauling down Mabkhout inside the area following a mistake by goalkeeper Hamed and the striker picked himself up to coolly beat the Iraq custodian from the resulting penalty to move one goal clear of Jordan's Hamza Al Dardour and team-mate Khalil at the top of the goalscoring chart.

The UAE came close to extending their lead with 15 minutes remaining as substitute Walid Abbas headed against the foot of the back post from Abdulrahman's deep corner.

And despite Iraq pressing forward in the closing stages, the UAE held on to claim third place at the AFC Asian Cup for the first time having lost to China on penalties at the same stage in 1992.





## Australia v Korea Republic

Match	Date and Time	Duration	Stadium	Weather	Temp	Attendance
32	31-JAN-2015 20:00	120	Stadium Australia, Sydney	Very good.	22C C	76385
<b>KOREA REPUBLIC</b>		<b>1</b>	1st Half	<b>2</b>	<b>AUSTRALIA</b>	
			2nd Half			
			Ext. Time			
			Penalty Kick			
Red	Blue	Red		Yellow	Green	White

No.	Pos	Name	G	Y	R	S	No.	Pos	Name	G	Y	R	S
3	DF	KIM JIN SU (KIM JINSU)					1	GK	MATHEW RYAN (RYAN)				
5	DF	KWAK TAEHWI (KWAK TAEHWI)					2	DF	IVAN FRANJIC (FRANJIC)		6		74
6	MF	PARK JOO HO (PARK JOOHO)				71	3	DF	JASON DAVIDSON (DAVIDSON)		41		
7	MF	SON HEUNG MIN (SON HEUNGMIN)	90+1				4	FW	TIM CAHILL (CAHILL)				63
10	MF	NAM TAE HEE (NAM TAEHEE)				63	5	MF	MARK MILLIGAN (MILLIGAN)				
16	MF	KI SUNG YUENG (KI SUNGYUENG) (C)					6	DF	MATTHEW SPIRANOVIC (SPIRANOVIC)		59		
18	FW	LEE JEONGHYEOP (LEE JEONGHYEOP)				87	7	MF	MATHEW LECKIE (LECKIE)				
19	DF	KIM YOUNG GWON (KIM YOUNGGWON)					10	FW	ROBBIE KRUSE (KRUSE)		68		71
20	DF	JANG HYUNSOO (JANG HYUNSOO)					15	MF	MILE JEDINAK (JEDINAK) (C)		66		
22	DF	CHA DU RI (CHA DURU)					20	DF	TRENT SAINSBURY (SAINSBURY)				
23	GK	KIM JIN HYEON (KIM JINHYEON)					21	MF	MASSIMO LUONGO (LUONGO)	45			

### Substitutes

1	GK	JUNG SUNGRYONG (JUNG SUNGRYONG)				
2	DF	KIM CHANGSOO (KIM CHANGSOO)				
4	DF	KIM JU YOUNG (KIM JUYOUNG)				87
8	MF	KIM MIN WOO (KIM MINWOO)				
9	FW	CHO YOUNG CHEOL (CHO YOUNGCHEOL)				
11	FW	LEE KEUN HO (LEE KEUNHO)				63
12	MF	HAN KYO WON (HAN KYOWON)				
14	MF	HAN KOOK YOUNG (HAN KOOKYOUNG)				71
15	MF	LEE MYUNG JOO (LEE MYUNGJOO)				
21	GK	KIM SEUNG GYU (KIM SEUNGGYU)				

### Substitutes

9	FW	TOMI JURIC (JURIC)				63
11	MF	TOM OAR (OAR)				
12	GK	MITCHELL LANGERAK (LANGERAK)				
13	DF	AZIZ BEHICH (BEHICH)				
14	MF	JAMES TROISI (TROISI)		105		71
16	FW	NATHAN BURNS (BURNS)				
17	MF	MATT MCKAY (MCKAY)				74
18	GK	EUGENE GALEKOVIC (GALEKOVIC)				
19	MF	TERRY ANTONIS (ANTONIS)				
22	DF	ALEX WILKINSON (WILKINSON)				
23	MF	MARK BRESCIANO (BRESCIANO)				

### Not Eligible

### Not Eligible

### Not Playing

### Not Playing

13	MF	KOO JA CHEOL (KOO JACHEOL)				
17	MF	LEE CHUNG YONG (LEE CHUNGYONG)				

8	DF	CHRIS HERD (HERD)				
---	----	-------------------	--	--	--	--

Team Coach	Team Manager	Team Coach	Team Manager
ULRICH STIELIKE (GERMANY)	PARK IL KI (KOREA REPUBLIC)	ANGE POSTECOGLOU (AUSTRALIA)	JOEL FREEME (AUSTRALIA)

### Delegates

Referee	ALIREZA FAGHANI (IR. IRAN)	Match Commissioner	AHMED SHAHIR (MALDIVES)
Assistant Referee 1	REZA SOKHANDAN (IR. IRAN)	Referee Assessor	SHAMSUL BIN MAIDIN (SINGAPORE)
Assistant Referee 2	MOHAMMADREZA ABOLFAZLI (IR. IRAN)	General Coordinator	YU JIN HO (KOREA REPUBLIC)
Fourth Official	FAHAD ALMIRDASI (SAUDI ARABIA)	Media Officer	LEE SEUNGHUN (KOREA REPUBLIC)
Fifth Official	ABDULAH ALSHALWAI (SAUDI ARABIA)		

G - Goal, Y - Yellow Card, R - Red Card, S - Substitute, PS - Penalty Shootout Made, PS- - Penalty Shootout Missed

## Team Statistics

Korea Republic	Team Statistics	Australia
1	Goals	2
0	1st half goals	1
3	Shots on target	4
7	Shots off target	5
6	Blocked shots	3
3	Corners	2
19	Fouls	26
9	Offsides	4
0	Yellow cards	5
0	Red cards	0
71.4%	Passing success	77.5%
29	Tackles	28
69%	Tackles success	75%
47.4%	Possession	52.6%
53%	Territorial advantage	47%
500	Total passes	569
23	Total crosses	11
220	Lost balls	199
74	Recoveries	77
45.8%	1st half possession	54.2%
50.0%	2nd half possession	50.0%
28.7%	1 <sup>st</sup> half ET possession	71.3%
61.4%	2 <sup>nd</sup> half ET possession	38.6%

## Actual Playing Time (Overall)

Date	Team	Opponent	Time	In Play	Times Out	Longest Run
31/01/15	Korea Republic	Australia	127:21	71:13	166	2:05

## Actual Playing Time (90 Mins)

Time	In Play
95:05	52:47





James Troisi scored at the end of the first period of extra-time to give Australia their first-ever senior Asian men's title with a dramatic 2-1 victory over Korea Republic in the final of the AFC Asian Cup Australia 2015 at Stadium Australia.

Troisi's goal in the 105th minute earned Australia the title after Massimo Luongo had put the Socceroos in front in the 44th minute only or Bayer Leverkusen winger Son Heung-min to take the game into extra-time with a stoppage-time equaliser.

Played in front of a sell-out crowd of 76,385, the Australians secured their first AFC Asian Cup since joining the Asian Football Confederation in 2006, with the historic win coming four years after losing in the final to a late extra-time winner against Japan.

Korea Republic's wait for a third AFC Asian Cup goes on, meanwhile, as Uli Stielike's team were unable to break the 55-year hoodoo in what was the country's first appearance in the final since 1988.

Stielike made one change to the line-up that saw off Iraq in the semi-finals, calling up Jang Hyun-soo to partner Ki Sung-yueng in the middle to allow Park Joo-ho to sit in front of Kim Jin-soo on the left, while Ivan Franjic was passed fit for an unchanged Socceroos.

The game opened at a frantic pace and, by the end of the half, the Socceroos had taken the lead against the run of play after the Koreans had spurned several opportunities to put themselves on the scoreboard.

It was Son Heung-min who caused the greatest threat to the home side's goal, volleying just wide in the 37th minute after impressive work down the left from Park Joo-ho and Kim Jin-su while, less than a minute later, the Bayer Leverkusen man was denied what looked a certain goal by Luongo's outstretched foot.

Tim Cahill had earlier forced Kim Jin-hyeon into action in the Korean goal, the Cerezo Osaka keeper diving to his left to push the former Everton man's effort around the post after holding off the challenge of Kwak Tae-hwi, who had sent his own header just wide mere seconds later at the other end.

But with barely a minute left in the half, Luongo struck to put the Socceroos in front. Trent Sainsbury's ball into the Swindon Town man's feet allowed Luongo to turn and beat Ki Sung-yueng before hitting a low, unstoppable right-foot effort beyond Kim Jin-hyeon.

The Koreans were forced to push for the equaliser as the second half wore on, and a disciplined Australian defence kept them at bay until, a minute into stoppage time, when Son Heung-min latched on to Ki Sung-yueng's pass to fire beyond Mat Ryan and send the game into extra-time.

But Troisi put the Australians back in front in the 105th minute when he was first to react after Kim Jin-hyeon pushed Tomi Juric's centre back into play, and the Belgium-based midfielder fired the ball high into the net to seal the win and see Australia crowned champions of Asia.

## Final Korea Republic 1-2 Australia



# TEAM DATA & STATISTICS





# Team Profiles and Data



## Australia



### Match Results

GROUP STAGE			
Date	Venue	Opponents	Results
9 January	Melbourne Rectangular Stadium	Kuwait	4-1
13 January	Stadium Australia	Oman	4-0
17 January	Brisbane Stadium	Korea Republic	0-1
QUARTER-FINALS			
22 January	Brisbane Stadium	China PR	2-0
SEMI-FINALS			
27 January	Newcastle Stadium	UAE	2-0
FINAL			
31 January	Stadium Australia	Korea Republic	2-1 (a.e.t)

### Overview



#### Key Points

- Outstanding and influential GK
- Very organized, intelligent defending
- tactically flexible and disciplined
- Ability of various team players to score
- Consistently high physical performance due to player rotation
- Depth on the bench
- Good substitutions by the coach

#### Key players

- Mathew Ryan (1)
- Tim Cahill (4)
- Robbie Cruse (10)
- James Troisi (14)
- Mile Jedinak (15)
- Massimo Luongo (21)

#### Fast Facts

Population: 23 million  
 Year of first attempt: 2007  
 Previous attempts: 2  
 Best finish: Runners-up (2011)



*"From my perspective, the decisions have been made but at the same time we're very mindful that anything can happen on game day, whether that be in the morning of the game, in the warm-up, or even during the game early."*

#### Coach: Ange Postecoglou

Ange Postecoglou took charge of Australia in October 2013 on a five-year contract with the task of regenerating a stagnating Socceroos side, with his seven-years' experience coaching Australia's youth sides as well as his work in the A-League with Brisbane Roar and Melbourne Victory as well in National Soccer League (NSL) with South Melbourne making him the ideal candidate. Born in Greece before moving to Australia at the age of five, Postecoglou went on to achieve legendary status at South Melbourne by being part of all four of the club's NSL titles, winning two as a player and two as a coach. Following a lengthy spell with Australia's youth set up, and a brief stint in Greece with third division club Panachaiki, Postecoglou joined Brisbane Roar in 2009 and guided the club to back-to-back A-League titles, during which the Queensland-based outfit set the Australian record for the longest undefeated streak amongst all football codes, going unbeaten for 36 games to break the 74-year record held by rugby league side Eastern Suburbs.



### Appearances

No	POS	Name	Date of Birth	Total Goals	Total Cautions	Total Expulsion	Match 1 KUW (4-1)	Match 2 OMA (4-0)	Match 3 KOR (0-1)	Match 4 CHN (2-0)	Match 5 UAE (2-0)	Match 6 KOR (2-1)	Total
1	GK	MATHEW RYAN	8-Apr-92	0	0	0	90	90	90	90	90	120	570
2	DF	IVAN FRANJIC	10-Sep-87	0	1	0	90	90	90	90	90	74	524
3	DF	JASON DAVIDSON	29-Jun-91	1	2	0	RES	90	RES	90	90	120	390
4	FW	TIM CAHILL	6-Dec-79	3	1	0	65	51	19	80	67	63	345
5	MF	MARK MILLIGAN	4-Aug-85	1	0	0	RES	90	90	10	59	120	369
6	DF	MATTHEW SPIRANOVIC	27-Jun-88	0	3	0	90	90	90	RES	90	120	480
7	MF	MATHEW LECKIE	4-Feb-91	0	1	0	90	77	30	69	90	120	476
8	DF	CHRIS HERD	4-Apr-89	0	0	0	RES	RES	RES	RES	RES	RES	0
9	FW	TOMI JURIC	22-Jul-91	1	0	0	25	39	90	RES	23	57	234
10	FW	ROBBIE KRUSE	5-Oct-88	1	1	0	72	90	19	90	82	71	424
11	MF	TOM OAR	10-Dec-91	0	0	0	RES	13	RES	RES	RES	RES	13
12	GK	MITCHELL LANGERAK	22-Aug-88	0	0	0	RES	RES	RES	RES	RES	RES	0
13	DF	AZIZ BEHICH	16-Dec-90	0	0	0	90	RES	90	RES	RES	RES	180
14	MF	JAMES TROISI	3-Jul-88	2	0	0	90	RES	60	30	8	49	237
15	MF	MILE JEDINAK	3-Aug-84	1	3	0	90	RES	RES	90	90	120	390
16	FW	NATHAN BURNS	7-May-88	0	1	0	18	RES	71	21	RES	RES	110
17	MF	MATT MCKAY	11-Jan-83	1	0	0	RES	90	71	RES	31	46	238
18	GK	EUGENE GALEKOVIC	12-Jun-81	0	0	0	RES	RES	RES	RES	RES	RES	0
19	MF	TERRY ANTONIS	26-Nov-93	0	0	0	RES	RES	RES	RES	RES	RES	0
20	DF	TRENT SAINSBURY	5-Jan-92	1	0	0	90	90	90	90	90	120	570
21	MF	MASSIMO LUONGO	25-Sep-92	2	0	0	84	51	90	90	90	120	525
22	DF	ALEX WILKINSON	13-Aug-84	0	0	0	RES	RES	RES	90	RES	RES	90
23	MF	MARK BRESCIANO	11-Feb-80	0	0	0	6	39	RES	60	RES	RES	105







# Korea Republic



## Match Results

GROUP STAGE			
Date	Venue	Opponents	Results
10 January	Canberra Stadium	Oman	1-0
13 January	Canberra Stadium	Kuwait	1-0
17 January	Brisbane Stadium	Australia	1-0
QUARTER-FINALS			
22 January	Melbourne Rectangular Stadium	Uzbekistan	2-0 (a.e.t)
SEMI-FINALS			
26 January	Stadium Australia	Iraq	2-0
FINAL			
31 January	Stadium Australia	Australia	1-2 (a.e.t)

## Overview



### Key Points

- Outstanding and influential GK
- Compact, disciplined defending
- Quick transition and wide attacking play
- Emergence of key young players
- Strong, hard-working players
- Highest shooting accuracy in the tournament (54.2% on target)

### Key players

- Kim Jin Hyeon (23)
- Son Heung Min (7)
- Ki Sung Yeung (16)
- Lee Jeong Hyop (18)

### Fast Facts

Population: 50 million  
 Year of first attempt: 1956  
 Previous attempts: 12  
 Best finish: Champions (1956 and 1960)  
 Qualified: Third place finisher at 2011 AFC Asian Cup



*"If you haven't won for 55 years then we think it's the time to go for this Cup. This is our potential and what we are looking for, this is what everybody who is in this group is working towards and at least have to bring the performance."*


### Coach: Uli Stielike

Uli Stielike has been given the task of helping Korea Republic to their first AFC Asian Cup title since 1960. The former West German international has coached Switzerland, Cote d'Ivoire and German youth sides as well as having club roles in Switzerland, Germany, Spain and Qatar.



## Appearances

No	POS	Name	Date of Birth	Total Goals	Total Cautions	Total Expulsion	Match 1 OMA (1-0)	Match 2 KUW (1-0)	Match 3 CHN (1-0)	Match 4 UZB (2-0)	Match 5 IRQ (2-0)	Match 6 AUS (1-2)	Total
1	GK	JUNG SUNGRYONG	4-Jan-85	0	0	0	RES	RES	RES	RES	RES	RES	0
2	DF	KIM CHANGSOO	12-Sep-85	0	1	0	19	RES	90	70	RES	RES	179
3	DF	KIM JIN SU	13-Jun-92	0	1	0	90	90	90	120	90	120	600
4	DF	KIM JU YOUNG	9-Jul-88	0	0	0	90	RES	RES	RES	RES	33	123
5	DF	KWAK TAEHWI	8-Jul-81	0	1	0	RES	RES	90	120	90	120	420
6	MF	PARK JOO HO	16-Jan-87	0	1	0	90	90	41	120	90	71	502
7	MF	SON HEUNG MIN	8-Jul-92	3	0	0	90	RES	41	120	90	120	461
8	MF	KIM MIN WOO	25-Feb-90	0	0	0	RES	76	RES	RES	RES	RES	76
9	FW	CHO YOUNG CHEOL	31-May-89	1	0	0	71	44	RES	RES	RES	RES	115
10	MF	NAM TAE HEE	3-Jul-91	1	1	0	RES	86	RES	120	81	63	350
11	FW	LEE KEUN HO	11-Apr-85	0	0	0	RES	90	90	111	44	57	392
12	MF	HAN KYO WON	15-Jun-90	0	1	0	12	RES	76	RES	46	RES	134
13	MF	KOO JA CHEOL	27-Feb-89	0	0	0	90	RES	49	RES	RES	RES	139
14	MF	HAN KOOK YOUNG	19-Apr-90	0	0	0	RES	4	49	41	RES	49	143
15	MF	LEE MYUNG JOO	24-Apr-90	0	0	0	RES	46	RES	RES	RES	RES	46
16	MF	KI SUNG YUENG	24-Jan-89	0	2	0	90	90	90	120	90	120	600
17	MF	LEE CHUNG YONG	2-Jul-88	0	0	0	78	RES	RES	RES	RES	RES	78
18	FW	LEE JEONGHYEOP	24-Jun-91	2	0	0	19	14	90	79	90	87	379
19	DF	KIM YOUNG GWON	27-Feb-90	1	0	0	RES	90	90	120	90	120	510
20	DF	JANG HYUNSOO	28-Sep-91	0	1	0	90	90	14	9	9	120	332
21	GK	KIM SEUNG GYU	30-Sep-90	0	0	0	RES	90	RES	RES	RES	RES	90
22	DF	CHA DU RI	25-Jul-80	0	1	0	71	90	RES	50	90	120	421
23	GK	KIM JIN HYEON	6-Jul-87	0	0	0	90	RES	90	120	90	120	510







# United Arab Emirates



### Fast Facts

Population: 9 million  
 Year of first attempt: 1980  
 Previous attempts: 9  
 Best finish: Runner-up (1996)  
 Qualified: top of Group E



*"I think we learn in football that nothing is easy. Football only knows one language and if you work hard and you prepare well and you concentrate during the game, it makes a difference."*

### Coach: Mahdi Ali

Mahdi Ali coached the UAE U-16, U-19 and U-20 sides prior to leading the Under 23 national team to the 2012 London Olympics. Ali was promoted to coach of the senior national team shortly after the tournament finished. He led the UAE to their ninth AFC Asian Cup appearance after his side remained undefeated throughout the six qualification matches. Along with stints with the UAE youth teams Ali coached Dubai outfit Al Ahli, the team he played for professionally for 15 years.



### Appearances

No	POS	Name	Date of Birth	Total Goals	Total Cautions	Total Expulsion	Match 1 QAT (4-1)	Match 2 BHR (2-1)	Match 3 IRN (0-1)	Match 4 JPN (1-1)	Match 5 AUS (0-2)	Match 6 IRQ (3-2)	Total
1	GK	MAJED NASER	1-Apr-84	0	0	0	90	90	90	120	90	RES	480
2	MF	HASSAN SAFAR	19-Oct-90	0	0	0	RES	RES	RES	RES	RES	RES	0
3	DF	WALID ABBAS	11-Jun-85	0	2	0	90	90	90	RES	78	22	370
4	MF	HABIB AL FARDAN	11-Nov-90	0	0	0	5	3	90	62	RES	54	214
5	MF	AMER ABDULRAHMAN	3-Jul-89	0	0	0	68	90	90	54	90	14	406
6	DF	MOHANAD SALEM	1-Mar-85	0	0	0	90	RES	90	120	90	90	480
7	FW	ALI AHMED MABKHOUT	5-Oct-90	5	0	0	90	90	90	120	90	90	570
8	DF	HAMDAN AL KAMALI	2-May-89	0	1	0	90	80	RES	RES	RES	RES	170
9	DF	ABDULAZIZ HUSSAIN HAIKAL	10-Sep-90	0	1	0	RES	RES	RES	76	RES	90	166
10	MF	OMAR ABDULRAHMAN	20-Sep-91	0	2	0	90	90	90	120	90	90	570
11	FW	AHMED KHALIL	8-Jun-91	4	0	0	85	87	90	58	66	76	462
12	GK	KHALID EISA	15-Sep-89	0	0	0	RES	RES	RES	RES	RES	90	90
13	DF	KHAMIS ESMAEEL	16-Aug-89	0	1	0	90	90	90	120	90	90	570
14	DF	ABDELAZIZ SANQOUR	7-May-89	0	0	0	90	90	90	120	90	68	548
15	MF	ISMAIL AL HAMDADI	1-Jul-88	0	1	0	22	28	RES	120	44	36	250
16	MF	MOHAMED ALRAQI	4-Feb-89	0	0	0	68	62	RES	RES	46	RES	176
17	MF	MAJED HASSAN	1-Aug-92	0	0	0	22	RES	RES	66	RES	90	178
18	FW	SALEM SALEH AL REJAIBI	14-May-91	0	0	0	RES	RES	RES	RES	RES	RES	0
19	DF	ISMAIL AHMED	7-Jul-83	0	1	0	RES	10	RES	44	RES	RES	54
20	FW	SAEED ALKATHEERI	28-Mar-88	0	0	0	RES	RES	RES	RES	24	RES	24
21	MF	HABOOSH SALEH	13-Jul-89	0	0	0	RES	RES	RES	RES	12	RES	12
22	GK	MOHAMED YOUSEF	25-May-91	0	0	0	RES	RES	RES	RES	RES	RES	0
23	DF	MOHAMED AHMAD GHARIB	16-Apr-89	0	0	0	RES	90	90	120	90	90	480

### Match Results

GROUP STAGE				
Date	Venue	Opponents	Results	
11 January	Canberra Stadium	Qatar	4-1	
15 January	Canberra Stadium	Bahrain	2-1	
19 January	Brisbane Stadium	Iran	0-1	
QUARTER-FINALS				
23 January	Stadium Australia	Japan	1-1 (5-4 PSO)	
SEMI-FINALS				
27 January	Newcastle Stadium	Australia	0-2	
3rd/4th Placing				
30 January	Newcastle Stadium	Iraq	3-2	

### Overview



### Key Points

- Organized and determined defending in final third.
- Fluid, creative and unpredictable attacking play.
- Excellent passing game, with multiple points of penetration.
- Influential individual players, especially MF maestro Omar Abdul Rahman.

### Key players

- Mohanad Salem (6)
- Omar Abdul Rahman (10)
- Ali Mabkhout (7)
- Ahmed Khalil (11)



# Iraq



## Match Results

GROUP STAGE				
Date	Venue	Opponents	Results	
11 January	Canberra Stadium	Qatar	4-1	
15 January	Canberra Stadium	Bahrain	2-1	
19 January	Brisbane Stadium	Iran	0-1	
QUARTER-FINALS				
23 January	Canberra Stadium	Iran	3-3 (7-6 PSO)	
SEMI-FINALS				
26 January	Stadium Australia	Korea Republic	0-2	
3rd/4th Placing				
30 January	Newcastle Stadium	UAE	2-3	

## Overview



### Key Points

- Disciplined, organized defending.
- Effective use of fullbacks.
- Effective wing play (highest crosses made:162)
- Exploits set-plays (corner-kicks)
- Good infusion of young players.

### Key players

- Yaser Safa Kassim (5)
- Younos Mahmood (10)
- Jalal Hassan (12)
- Durgham Ismael (15)

### Fast Facts

Population: 32 million  
 Year of first attempt: 1972  
 Previous attempts: 7  
 Best finish: Champions (2007)  
 Qualified: Runners-up in Group C behind Saudi Arabia



*"Our preparation started three weeks ago with a camp in Baghdad then on to Dubai and then Australia. This match is very important. The media think it is a match that can take you far in this competition."*

### Coach: Radhi Shenaishil

Qatar Sports Club (QSC) coach Radhi Shenaishil took charge of Iraq's 2015 AFC Asian Cup campaign. The former international defender was named in the best XI at the 1996 AFC Asian Cup and played for 11 years for Iraq. Shenaishil coached the Lions of Mesopotamia briefly in 2009 before also leading the U-23 Iraqi side as they looked to qualify for the 2012 London Olympics. He took control of Qatar Sports Club in 2014, following stints with Al Zawra'a, Al Talaba and Al Quwa Al Jawiya.



## Appearances

No	POS	Name	Date of Birth	Total Goals	Total Cautions	Total Expulsion	Match 1 JOR (1-0)	Match 2 JPN (1-0)	Match 3 PAL (2-0)	Match 4 IRN (3-3)	Match 5 KOR (0-2)	Match 6 UAE (2-3)	Total
1	GK	ALI YASEEN YAS	9-Aug-93	0	0	0	RES	RES	RES	RES	RES	RES	0
2	DF	AHMED IBRAHIM	25-Feb-92	0	1	1	90	90	90	120	90	90	570
3	DF	ALI BAHJAT FADHIL	3-Mar-92	0	0	0	RES	RES	RES	RES	RES	28	28
4	DF	ALI FAEZ ATIYAH	9-Sep-94	0	0	0	RES	RES	RES	RES	RES	RES	0
5	MF	YASER SAFA KASIM	10-May-91	1	2	0	90	90	90	120	RES	90	480
6	DF	ALI ADNAN KADHIM	19-Dec-93	0	1	0	RES	67	44	55	27	10	203
7	MF	AMJED KALAF AL-MUNTAFIK	20-Mar-91	1	1	0	90	82	46	13	90	86	407
8	FW	JUSTIN HIKMAT AZEEZ	4-Dec-88	0	0	0	33	36	71	46	RES	4	190
9	MF	AHMED YASEEN GHENI	22-Apr-91	2	0	0	17	23	90	107	63	80	380
10	FW	YOUNUS MAHMOOD	3-Feb-83	2	1	0	73	54	79	120	90	90	506
11	MF	HUMAM TAREQ FARAJ	10-Feb-96	0	0	0	57	RES	RES	RES	RES	RES	57
12	GK	JALAL HASSAN HACHIM	18-May-91	0	0	0	90	90	90	120	90	RES	480
13	MF	OSAMAH JABBAR SHAFEEQ	17-Jan-92	0	0	0	RES	8	19	RES	63	RES	90
14	DF	SALAM SHAKIR	31-Jul-86	0	1	0	90	90	90	120	90	90	570
15	DF	DHURGHAM ISMAEL	23-May-94	1	1	0	90	90	90	120	90	90	570
16	FW	MARWAN HUSSEIN	26-Jan-92	0	1	0	RES	RES	11	74	13	RES	98
17	MF	ALAA ABDULZEHRA	22-Dec-87	0	2	0	90	90	RES	65	77	RES	322
18	DF	SAMEH SAEED MEJBEL	26-May-92	0	0	0	RES	RES	RES	RES	RES	RES	0
19	MF	MAHDI KAMIL SHILTAGH	6-Jan-95	0	0	0	RES	RES	RES	RES	27	62	89
20	GK	MOHAMMED HAMEED	24-Jan-93	0	0	0	RES	RES	RES	RES	RES	90	90
21	MF	SAAD ABDULAMEER	19-Jan-92	0	1	0	90	90	90	120	90	90	570
22	MF	ALI HISNY FAISAL	23-May-94	0	0	0	RES	RES	RES	RES	RES	RES	0
23	DF	WALEED SALIM AL-LAMI	5-Jan-92	1	2	0	90	90	90	120	90	90	570





# Iran



### Match Results

GROUP STAGE				
Date	Venue	Opponents	Results	
11 January	Melbourne Rectangular Stadium	Bahrain	2-0	
15 January	Stadium Australia	Qatar	1-0	
19 January	Brisbane Stadium	UAE	1-0	
QUARTER-FINALS				
23 January	Canberra Stadium	Iraq	3-3 (6-7 PSO)	

### Overview



#### Key Points

- Composed, organized defending.
- Quick transition.
- Aggressive, direct attacking play.
- Effective use of fullbacks.
- Attacks using width.
- Strong hard-working players.

#### Key players

- Jalal Hoseini (4)
- Javed Nekounam (6)
- Ashkan Dejagh (21)
- Andranik Teymourian (14)

#### Fast Facts

Population: 77 million  
 Year of first attempt: 1968  
 Previous attempts: 12  
 Best finish: Champions (1968, 1972 and 1976)  
 Qualified: top of Group B



*"I trust my players and I trust my team spirit that we have built up over the past three years. With the passion and attitude of the players we must always believe we can do better"*

#### Coach: Carlos Queiroz

An experienced campaigner in international football, Carlos Queiroz successfully qualified three nations to the FIFA World Cup finals. The former Real Madrid manager first achieved the feat with South Africa (2002) and then with his native Portugal (2010) before guiding Iran to Brazil 2014 after taking charge of the three-time AFC Asian Cup winners in 2011. Queiroz first made his mark by guiding Portugal to the 1989 and 1991 FIFA World Youth Championship titles and had two spells in Asia with Japanese side Nagoya Grampus Eight and then the UAE national team before working as an assistant to Alex Ferguson during two stints at Manchester United



### Appearances

No	POS	Name	Date of Birth	Total Goals	Total Cautions	Total Expulsion	Match 1 BHR (2-0)	Match 2 QAT (1-0)	Match 3 UAE (1-0)	Match 4 IRQ (3-3)	Total
1	GK	ALI REZA HAGHIGHI	2-May-88	0	0	0	90	90	90	120	390
2	FW	KHOSRO HEIDARI	14-Sep-83	0	0	0	RES	18	66	RES	84
3	DF	EHSAN HAJI SAFI	25-Feb-90	1	1	0	90	90	RES	120	300
4	DF	JALAL HOSSEINI	3-Feb-82	0	0	0	90	90	90	120	390
5	DF	AMIRHOSSEIN SADEGHI	6-Sep-81	0	0	0	RES	3	RES	RES	3
6	MF	JAVAD NEKONAM	7-Sep-80	0	1	0	90	90	90	120	390
7	MF	MASOUD SHOJAEI	9-Jun-84	1	1	0	80	72	RES	46	198
8	DF	MORTEZA POURALIGANJI	19-Apr-92	1	0	0	90	90	90	120	390
9	MF	OMID EBRAHIMI	16-Sep-87	0	0	0	RES	RES	RES	RES	0
10	FW	KARIM ANSARI FARD	3-Apr-90	0	0	0	RES	RES	RES	RES	0
11	DF	VORYA GHAFOURI	20-Sep-87	0	0	0	90	90	32	120	332
12	GK	MOHSEN FOROOZAN	4-May-88	0	0	0	RES	RES	RES	RES	0
13	MF	VAHID AMIRY	2-Apr-88	0	0	0	RES	RES	90	74	164
14	MF	ANDRANIK TEYMOURIAN	6-Mar-83	0	1	0	90	87	90	120	387
15	DF	RAMIN REZAEIAN	21-Mar-90	0	0	0	RES	RES	RES	RES	0
16	FW	REZA GHOOCHANNEJHAD	20-Sep-87	2	0	0	75	28	18	36	157
17	FW	SOROUSH RAFIEI	24-Mar-90	0	0	0	1	RES	90	RES	91
18	FW	ALIREZA JAHAN BAKHSH	11-Aug-93	0	0	0	10	RES	58	57	125
19	DF	MOHAMMAD KHANZADEH	11-May-91	0	1	0	RES	RES	RES	RES	0
20	FW	SARDAR AZMOUN	1-Jan-95	2	1	0	15	62	72	63	212
21	FW	ASHKAN DEJAGAH	5-Jul-86	0	0	0	89	90	24	84	287
22	GK	ALI REZA BEIRANVAND	21-Sep-92	0	0	0	RES	RES	RES	RES	0
23	DF	MEHRDAD POOLADI	26-Feb-87	0	3	1	90	90	90	120	390





# Japan



## Match Results

GROUP STAGE			
Date	Venue	Opponents	Results
12 January	Newcastle Stadium	Palestine	4-0
16 January	Brisbane Stadium	Iraq	1-0
20 January	Melbourne Rectangular Stadium	Jordan	2-0
QUARTER-FINALS			
23 January	Stadium Australia	UAE	1-1 (4-5 PSO)

## Overview



### Key Points

- Disciplined and organized defending (conceded only one goal)
- Quick transition.
- Short, quick passing game with good mobility. (87% successful pass rate)
- Effective use of fullbacks.
- Influential individual players.
- Experienced and composure.

### Key players

- Keisuki Honda (4)
- Yuto Nagatomo (5)
- Shinji Kagawa (10)
- Makoto Hasebe (17)

### Fast Facts

Population: 128 million  
 Year of first attempt: 1988  
 Previous attempts: 7  
 Best finish: Champions (1992, 2000, 2004 and 2011)  
 Qualified: Automatically as defending champion



*"We are champions at the moment. We are confident we will win. We respect the other teams but we are here to defend our title."*

### Coach: Javier Aguirre

Javier Aguirre, who took over as head coach of Japan after the 2014 World Cup, had significant success in his native Mexico where he was twice head coach of the national team, winning the CONCACAF Gold Cup in 2009. At club level he claimed a Mexican league title with Pachuca and also spent just under a decade coaching in Spain with club sides Osasuna, Zaragoza and most recently Espanyol.



## Appearances

No	POS	Name	Date of Birth	Total Goals	Total Cautions	Total Expulsion	Match 1 PAL (4-0)	Match 2 IRQ (1-0)	Match 3 JOR (2-0)	Match 4 UAE (1-1)	Total
1	GK	EIJI KAWASHIMA	20-Mar-83	0	0	0	90	90	90	120	390
2	DF	UEDA NAOMICHI	24-Oct-94	0	0	0	RES	RES	RES	RES	0
3	DF	KOSUKE OTA	23-Jul-87	0	0	0	RES	RES	RES	RES	0
4	FW	KEISUKE HONDA	13-Jun-86	3	0	0	90	89	90	120	389
5	DF	YUTO NAGATOMO	12-Sep-86	0	0	0	90	90	90	120	390
6	DF	MASATO MORISHIGE	21-May-87	0	0	0	90	90	90	120	390
7	MF	ENDO YASUHITO	28-Jan-80	1	0	0	58	63	86	54	261
8	MF	HIROSHI KIYOTAKE	12-Nov-89	0	1	0	44	27	41	RES	112
9	FW	SHINJI OKAZAKI	16-Apr-86	1	1	0	80	90	78	65	313
10	FW	SHINJI KAGAWA	17-Mar-89	1	0	0	90	90	90	120	390
11	FW	YOHEI TOYODA	11-Apr-85	0	0	0	10	RES	RES	55	65
12	GK	NISHIKAWA SHUSAKU	18-Jun-86	0	0	0	RES	RES	RES	RES	0
13	FW	YU KOBAYASHI	23-Sep-87	0	0	0	RES	RES	RES	RES	0
14	MF	YOSHINORI MUTO	15-Jul-92	0	0	0	32	1	12	74	119
15	MF	KONNO YASUYUKI	25-Jan-83	0	1	0	RES	27	RES	RES	27
16	DF	TSUKASA SHIOTANI	5-Dec-88	0	0	0	RES	RES	RES	RES	0
17	MF	MAKOTO HASEBE	18-Jan-84	0	0	0	90	90	90	120	390
18	FW	TAKASHI INUI	2-Jun-88	0	1	0	46	63	49	46	204
19	DF	SHOJI GEN	11-Dec-92	0	0	0	RES	RES	RES	RES	0
20	MF	SHIBASAKI GAKU	28-May-92	1	0	0	RES	RES	4	66	70
21	DF	GOTOKU SAKAI	14-Mar-91	0	0	0	90	90	90	120	390
22	DF	MAYA YOSHIDA	24-Aug-88	1	0	0	90	90	90	120	390
23	GK	HIGASHIGUCHI MASAOKI	12-May-86	0	0	0	RES	RES	RES	RES	0





# China PR



### Fast Facts

Population: 1.4 billion  
 Year of first attempt: 1976  
 Previous attempts: 10  
 Best finish: Runners-up (1984 and 2004)  
 Qualified: Highest ranked third placed team in qualifying stage



*"First of all I'd like to say congratulations to my players. The match was very difficult for us but now we can be very pleased with our performance. We are very happy."*

### Coach: Alain Perrin

Frenchman Alain Perrin was appointed to coach China ahead of their Asian Cup 2015 qualifier against Iraq in March, 2014. China qualified for the Final tournament in Australia where Perrin will look to restore his side to the Asian football powerhouse they once were. Prior to this appointment Perrin coached at French sides Sochaux, Lyon, Saint-Etienne and English club Portsmouth.



### Match Results

GROUP STAGE			
Date	Venue	Opponents	Results
10 January	Brisbane Stadium	KSA	1-0
14 January	Brisbane Stadium	Uzbekistan	2-1
18 January	Canberra Stadium	DPRK	2-1
QUARTER-FINALS			
22 January	Brisbane Stadium	Australia	0-2

### Overview



### Key Points

- Outstanding and influential GK
- Organized, disciplined defending
- Patient build up play
- Shows good team tactical understanding

### Key players

- Wang Dalei (23)
- Zheng Zhi (10)



### Appearances

No	POS	Name	Date of Birth	Total Goals	Total Cautions	Total Expulsion	Match 1 KSA (1-0)	Match 2 UZB (2-1)	Match 3 PRK (2-1)	Match 4 AUS (0-2)	Total
1	GK	ZENG CHENG	8-Jan-87	0	0	0	RES	RES	RES	RES	0
2	DF	REN HANG	23-Feb-89	0	2	0	90	90	RES	90	270
3	DF	MEI FANG	14-Nov-89	0	0	0	79	90	90	46	305
4	MF	JIANG ZHIPENG	6-Mar-89	0	1	0	11	90	90	44	235
5	DF	ZHANG LINPENG	9-May-89	0	1	0	90	90	81	90	351
6	MF	LI ANG	15-Sep-93	0	0	0	RES	RES	9	RES	9
7	FW	WU LEI	19-Nov-91	0	0	0	90	90	RES	90	270
8	MF	CAI HUIKANG	10-Oct-89	0	1	0	RES	RES	90	90	180
9	FW	YANG XU	12-Feb-88	0	0	0	21	RES	RES	7	28
10	MF	ZHENG ZHI	20-Aug-80	0	1	0	90	90	53	90	323
11	MF	HAO JUNMIN	24-Mar-87	0	0	0	69	44	90	RES	203
12	GK	YAN JUNLING	28-Jan-91	0	0	0	RES	RES	RES	RES	0
13	MF	LIU JIANYE	17-Jun-87	0	0	0	RES	RES	RES	RES	0
14	FW	JI XIANG	1-Mar-90	0	1	0	90	RES	RES	90	180
15	MF	WU XI	19-Feb-89	1	0	0	90	90	20	83	283
16	MF	SUN KE	26-Aug-89	3	0	0	RES	24	70	71	165
17	DF	ZHANG CHENG DONG	9-Feb-89	0	0	0	69	81	90	90	330
18	FW	GAO LIN	14-Feb-86	0	0	0	RES	66	90	RES	156
19	FW	LIU BIN BIN	16-Jun-93	0	0	0	RES	9	RES	RES	9
20	MF	YU HANCHAO	25-Feb-87	0	0	0	21	RES	37	RES	58
21	MF	YU HAI	4-Jun-87	1	0	0	90	46	90	19	245
22	MF	LIAO LISHENG	29-Apr-93	0	0	0	RES	RES	RES	RES	0
23	GK	WANG DALEI	10-Jan-89	0	0	0	90	90	90	90	360





# Uzbekistan



## Match Results

GROUP STAGE			
Date	Venue	Opponents	Results
10 January	Stadium Australia	DPRK	1-0
14 January	Brisbane Stadium	China	1-2
18 January	Melbourne Rectangular Stadium	KSA	3-1
QUARTER-FINALS			
22 January	Melbourne Rectangular Stadium	Korea Republic	0-2 (a.e.t)

## Overview



### Key Points

- Outstanding and influential GK
- Skilful individuals
- Creative attacking play with flair
- Excellent passing game
- Effective use of full-backs
- Emergence of talented young players

### Key players

- Ignatyi Nesterov (12)
- Sardor Rashidov (4)
- Igor Sergeev (11)



### Fast Facts

Population: 30 million  
 Year of first attempt: 1996  
 Previous attempts: 5  
 Best finish: 4th (2011)  
 Qualified: Second in Group E behind UAE



*"Like all teams who compete here we have our wishes and aims and we love to play beautiful football."*

### Coach: Mirdjalal Kasimov

After ending a playing career that spanned almost two decades and included being part of Uzbekistan's historic 1994 Asian Games gold-medal winning side, four-time Uzbekistan Player of the Year Mirdjalal Kasimov took the first steps into coaching in 2006 as an assistant to the Uzbekistan senior and Olympic national teams before being appointed head coach of Bunyodkor, who he led to the semi-finals of the 2008 AFC Champions League. A two-year stint as Uzbekistan head coach followed and in 2012, having led Bunyodkor to the semi-finals of the ACL for a second time, he returned for a second spell as national team manager, while continuing in his position as head coach of the Tashkent club he led to three Uzbek league titles. Kasimov, the 2012 Uzbekistan Coach of the Year, would ultimately step down from his role at Bunyodkor to focus solely on the Uzbekistan national team.



## Appearances

No	POS	Name	Date of Birth	Total Goals	Total Cautions	Total Expulsion	Match 1 PRK (1-0)	Match 2 CHN (1-2)	Match 3 KSA (3-1)	Match 4 KOR (0-2)	Total
1	GK	ELDORBEB SUYUNOV	12-Apr-91	0	0	0	RES	RES	RES	RES	0
2	DF	EGOR KRIMETS	27-Jan-92	0	0	0	RES	RES	RES	RES	0
3	DF	SHAVKATJON MULLADJANOV	19-Jan-86	0	1	0	90	46	90	120	346
4	MF	SARDOR RASHIDOV	14-Jun-91	2	0	0	18	28	89	120	255
5	DF	ANZUR ISMAILOV	21-Apr-85	0	2	0	90	90	90	120	390
6	FW	BAKHODIR NASIMOV	2-May-87	0	0	0	2	RES	90	120	212
7	MF	AZIZBEK HAYDAROV	8-Jul-85	0	0	0	90	90	90	120	390
8	MF	SERVER DJEPAROV	3-Oct-82	0	0	0	90	62	RES	RES	152
9	MF	ODIL AKHMEDOV	25-Nov-87	1	0	0	72	90	90	30	282
10	MF	JAMSHID ISKANDEROV	16-Oct-93	0	0	0	RES	RES	66	35	101
11	MF	IGOR SERGEEV	30-Apr-93	1	0	0	88	90	RES	15	193
12	GK	IGNATIY NESTEROV	20-Jun-83	0	0	0	90	90	90	120	390
13	MF	LUTFULLA TURAEV	30-Mar-88	0	0	0	RES	RES	RES	85	85
14	DF	SHUKHRAT MUKHAMMADIEV	24-Jun-89	0	1	0	RES	RES	87	120	207
15	MF	JASUR KHASANOV	2-Aug-83	0	0	0	RES	19	90	RES	109
16	FW	VOKHID SHODIEV	9-Nov-86	1	1	0	RES	RES	24	RES	24
17	MF	SANJAR TURSUNOV	29-Dec-86	0	0	0	90	71	1	105	267
18	MF	TIMUR KAPADZE	5-Sep-81	0	0	0	90	90	RES	90	270
19	DF	VITALIY DENISOV	23-Feb-87	0	2	0	90	90	90	120	390
20	DF	ISLOM TUHTAHUJAEV	30-Oct-89	0	0	0	RES	44	RES	RES	44
21	GK	AKBAR TURAEV	27-Aug-89	0	0	0	RES	RES	RES	RES	0
22	MF	FARRUKH SAYFIEV	17-Jan-91	0	1	0	RES	RES	RES	RES	0
23	DF	AKMAL SHORAKHMEDOV	10-May-86	0	1	0	90	90	3	RES	183





# Jordan



### Fast Facts

Population: 6 million  
 Year of first attempt: 2004  
 Previous attempts: 2  
 Best finish: Quarter-finals (2004 and 2011)  
 Qualified: Second in Group A behind Oman



*"The game was as I thought it would be against a very good Iraq team. Congratulations to them but obviously we're disappointed. I felt we were more than equal and worthy of a point"*

### Coach: Ray Wilkins

Ray Wilkins took over the managerial reigns of Jordan in September, 2014 from caretaker coach Ahmed Abdul-Qader in what was the former England midfielder's first coach role outside Europe and first as part of a national team set-up since being an assistant coach of England's U-21s from 2004 to 2007. A player of undeniable pedigree having turned out for Manchester United, Chelsea, AC Milan, Paris Saint Germain, and Rangers during a 26-year-playing career prior to a move into management, which began at London clubs Queen's Park Rangers and then Fulham. In addition to spells as an assistant at Watford, Millwall and Fulham, Wilkins has spent the majority of his coaching career at boyhood club Chelsea, where he served as caretaker head coach in 2009 following the departure of Luiz Felipe Scolari.

### Match Results

GROUP STAGE			
Date	Venue	Opponents	Results
12 January	Brisbane Stadium	Iraq	0-1
16 January	Melbourne Rectangular Stadium	Palestine	5-1
20 January	Melbourne Rectangular Stadium	Japan	0-2

### Overview



#### Key Points

- Good team understanding
- Outstanding game against Palestine
- Good links between the team lines
- Determined performances

#### Key players

- Odai A Saify (8)
- Hamza Aldaradreh (20)



### Appearances

No	POS	Name	Date of Birth	Total Goals	Total Cautions	Total Expulsion	Match 1 IRQ (0-1)	Match 2 PAL (5-1)	Match 3 JPA (0-2)	Total
1	GK	AMER SHAFI	14-Feb-82	0	0	0	90	90	90	270
2	MF	RAJAEI AYED FADEL HASAN	25-Jul-93	0	0	0	RES	RES	RES	0
3	DF	TAREQ KHATTAB	6-May-92	0	0	0	90	90	90	270
4	MF	SAMEER RAJA SULEIMAN	3-Sep-94	0	0	0	RES	RES	RES	0
5	DF	MOHAMMAD MUSTAFA	29-Oct-89	0	1	0	90	90	90	270
6	MF	SAEED MURJAN	10-Feb-90	0	0	0	RES	52	RES	52
7	FW	MAHMOUD ZATARA	8-Jan-91	0	1	0	9	RES	RES	9
8	FW	ODAI AL SAIFY	26-May-86	0	1	0	90	90	90	270
9	MF	AHMAD NAWAF ISRAIWAH	23-Jan-94	0	0	0	81	21	RES	102
10	FW	AHMAD HAYEL	30-Oct-83	0	0	0	90	RES	44	134
11	DF	ODAY ZAHRAN	29-Jan-91	0	0	0	90	90	90	270
12	GK	MUTAZ YASIN	3-Nov-82	0	0	0	RES	RES	RES	0
13	MF	KHALIL BANIAITEYAH	8-Jun-91	0	0	0	60	38	17	115
14	MF	ABDALLAH DEEB	10-Mar-87	0	0	0	3	90	46	139
15	MF	MOHAMMAD AL DAOUD	12-Apr-92	0	0	0	RES	9	RES	9
16	MF	MONTHER ABU AMARA	24-Apr-92	0	0	0	RES	RES	44	44
17	MF	SALEH IBRAHIM	18-Dec-94	0	0	0	RES	RES	RES	0
18	DF	AHMAD ELIAS AHMAD ALI	9-Nov-90	0	1	0	87	90	90	267
19	DF	ANAS BANI YASEEN	29-Nov-88	0	2	1	90	RES	90	180
20	FW	HAMZA ALDARADREH	12-May-91	4	0	0	RES	81	73	154
21	DF	MOHAMMAD AL DMEIRI	30-Aug-87	0	0	0	90	90	90	270
22	GK	AHMAD NAWAS	6-Jul-84	0	0	0	RES	RES	RES	0
23	MF	YOUSEF AHMAD MOHAMMAD	14-Mar-90	1	1	0	30	69	46	145





# Saudi Arabia



### Fast Facts

Population: 28 million  
 Year of first attempt: 1984  
 Previous attempts: 8  
 Best finish: Champions (1984, 1988 and 1996)  
 Qualified: Top of Group C



*"The most important thing is to try to build the spirit of the team. Somebody can be better than us, can be faster than us, can be stronger than us but we have to want it more than them and this is our target."*

### Coach: Cosmin Olaroiu

Al Ahli coach Cosmin Olaroiu was seconded to the Saudi Arabia national team just three weeks before the 2015 Asian Cup after the three-time continental champions dispensed with the services of Spaniard Juan Ramon Lopez Caro. One of the most successful coaches in the Middle East the Romanian tactician won trophies in Saudi Arabia with Al Hilal and in Qatar with Al Sadd, before moving to the UAE where he claimed three consecutive league titles, two with Al Ain and then most recently with Dubai side Al Ahli.

### Match Results

GROUP STAGE			
Date	Venue	Opponents	Results
10 January	Brisbane Stadium	China	0-1
14 January	Melbourne Rectangular Stadium	DPRK	4-1
18 January	Melbourne Rectangular Stadium	Uzbekistan	1-3

### Overview




### Key Points

- Compact defence
- Fluid, rhythmic short passing game
- Skilful individuals
- Rapid transition from defence to attack, with sudden change in attacking speed

### Key players

- Naif Hazazi (9)
- Mohammed Al Sahlawi (10)
- Nawaf Alabid (20)



### Appearances

No	POS	Name	Date of Birth	Total Goals	Total Cautions	Total Expulsion	Match 1 CHN (0-1)	Match 2 PRK (4-1)	Match 3 UZB (1-3)	Total
1	GK	WALEED ABDULLAH	19-Apr-86	0	0	0	90	90	90	270
2	DF	SAEED ALMUWALLAD	9-Mar-91	0	1	0	89	RES	RES	89
3	DF	OSAMA HAWSAWI	31-Mar-84	0	1	0	90	90	90	270
4	DF	ABDULLA ALDOSSARY	13-Aug-87	0	1	0	RES	90	83	173
5	DF	OMAR IBRAHIM OTHMAN	27-Sep-85	0	0	0	90	90	90	270
6	FW	MUSTAFA ALBASSAS	2-Jun-93	0	1	0	84	RES	RES	84
7	MF	SALMAN ALFARAJ	1-Aug-89	0	1	0	90	90	90	270
8	MF	YAHIA ALSHEHRI	26-Jun-90	0	0	0	1	RES	7	8
9	FW	NAIF HAZAZI	27-Jul-88	1	0	0	90	90	90	270
10	FW	MOHAMMED AL SAHLAWI	10-Jan-87	3	1	0	6	74	90	170
11	MF	WALEED BAKSHWN	12-Nov-89	0	0	0	RES	RES	RES	0
12	DF	HASSAN MUATH FALLATAH	27-Jan-86	0	0	0	RES	90	RES	90
13	DF	YASIR ALSHAHRANI	25-May-92	0	0	0	90	RES	90	180
14	MF	SAUD KARIRI	8-Jul-80	0	0	0	90	79	74	243
15	MF	IBRAHIM GHALEB	28-Sep-90	0	0	0	RES	11	RES	11
16	DF	MOTAZ HAWSAWI	17-Feb-92	0	0	0	RES	RES	RES	0
17	MF	TAISEER AL JASSAM	25-Jul-84	0	0	0	RES	16	16	32
18	MF	SALEM ALDAWSARI	19-Aug-91	0	0	0	90	90	90	270
19	FW	FHAD ALMUWALLAD	14-Sep-94	0	0	0	RES	8	RES	8
20	MF	NAWAF ALABID	26-Jan-90	1	0	0	90	82	90	262
21	GK	ABDULLAH ALSDAIRY	2-Feb-92	0	0	0	RES	RES	RES	0
22	GK	ABDULLAH ALENEZI	20-Sep-90	0	0	0	RES	RES	RES	0
23	DF	MAJED ALMARSHADI	11-Jan-84	0	0	0	RES	RES	RES	0





# Bahrain



## Match Results

GROUP STAGE			
Date	Venue	Opponents	Results
11 January	Melbourne Rectangular Stadium	I.R. Iran	0-2
15 January	Canberra Stadium	UAE	1-2
19 January	Stadium Australia	Qatar	2-1

## Overview



### Key Points

- Short passing build up game with long penetrative passes. (Every one in four of Bahrain's passes at this tournament were played long (over 30 yards); a higher frequency than any other side)
- Wing play with aerial dominance in attack (team with highest crossing accuracy: 40%)
- Exploits set plays
- Reliance on target player #14

### Key players

- Ismaeel Abdulatif (11)
- Faozi Aaish (12)
- John Okunwanne (14)



### Fast Facts

Population: 1.3 million  
 Year of first attempt: 1988  
 Previous attempts: 4  
 Best finish: 4th(2004)



*"We have a lot of younger players with some others that have experience."*

### Coach: Marjan Eid

Former Al Riffa defender Marjan Eid was thrust into the head coach role at the 2014 Gulf Cup of Nations following the dismissal of 2004 AFC Coach of the Year Adnan Hamed during the group stage of last year's regional tournament in Saudi Arabia, before assuming the position on a full time basis ahead of Australia 2015. A long-time member of the national team set-up Eid, who also had a spell as caretaker coach in 2010, was an assistant coach during Bahrain's 2004 AFC Asian Cup campaign and the qualifiers for the 2011 tournament.



## Appearances

No	POS	Name	Date of Birth	Total Goals	Total Cautions	Total Expulsion	Match 1 IRN (0-2)	Match 2 UAE (1-2)	Match 3 QAT (2-1)	Total
1	GK	SAYED MOHAMED ABBAS	25-Aug-85	0	0	0	90	90	RES	180
2	DF	MOHAMED HASAN	31-Jul-80	0	1	0	90	90	RES	180
3	DF	WALEED AL HAYAM	3-Feb-91	0	0	0	65	RES	RES	65
4	MF	SAYED DHIYA SHUBBAR	17-Jul-92	1	0	0	90	78	90	258
5	DF	ABDULLA SHALLAL	31-Jan-93	0	0	0	RES	RES	RES	0
6	MF	ABDULLA YASER	27-Mar-88	0	1	0	RES	RES	15	15
7	MF	ABDULWAHAB ALI ALSAFI	4-Jun-84	0	1	0	90	90	90	270
8	MF	SAYED AHMED	4-Mar-91	1	0	0	10	90	90	190
9	MF	ABDULWAHAB AL MALOOD	7-Jun-90	0	0	0	24	78	75	177
10	FW	MOHAMED TAYEB ALALAWI	13-Oct-89	0	0	0	RES	RES	RES	0
11	FW	ISMAEEL ABDULATIF HASAN	11-Sep-86	0	0	0	66	12	RES	78
12	DF	FAOUZI AAISH	27-Feb-85	0	1	0	90	90	90	270
13	DF	ABDULLA ALHAZAA	19-Jul-90	0	0	0	RES	RES	90	90
14	FW	JOHN OKWUNWANNE	8-Oct-85	1	0	0	90	90	85	265
15	MF	ABDULLA OMAR	1-Jan-87	0	1	0	90	90	46	226
16	FW	ABDULLA YUSUF HELAL	12-Jun-93	0	0	0	RES	RES	5	5
17	DF	HUSAIN BABA MOHAMED	11-Feb-82	0	1	0	90	24	90	204
18	DF	MOHAMED DUAJI MAHORFI	9-May-89	0	0	0	RES	66	RES	66
19	MF	FAISAL ABUDAHOOM	25-Sep-88	0	0	0	RES	RES	RES	0
20	FW	SAMI ALHUSAINI	29-Sep-89	0	0	0	80	12	44	136
21	GK	HAMAD MOHAMED ALDOSERI	25-Jun-84	0	0	0	RES	RES	90	90
22	GK	ASHRAF WAHEED ALSEBAIE	5-Jul-91	0	0	0	RES	RES	RES	0
23	DF	RASHED AL HOOTI	24-Dec-89	0	1	0	25	90	90	205





# Oman



## Match Results

GROUP STAGE			
Date	Venue	Opponents	Results
10 January	Canberra Stadium	Korea Republic	0-1
13 January	Stadium Australia	Australia	0-4
17 January	Newcastle Stadium	Kuwait	1-0

## Overview



### Key Points

- Influential GK
- Mobility in attack with a mixture of short and long passes
- Good link player in midfield (12)
- Mental re-bound in winning last group match

### Key players

- Ali Al Habsi (1)
- Abdul Aziz Al Maqbali (9)
- Ahmed Mubarak (12)



### Fast Facts

Population: 2.8 million  
 Year of first attempt: 2004  
 Previous attempts: 2  
 Best finish: Group stage (2004 and 2007)  
 Qualified: Top of Group A



*"I can assure you, we are not just going to make up the numbers in Australia. We are travelling not just to play. We want to bring good results. I have faith in my boys, they can deliver."*

### Coach: Paul Le Guen

Capped 17 times for his native France, Paul Le Guen was an accomplished defender who made almost 500 appearances in Ligue 1, where he played for Brest, Nantes, and Paris Saint Germain (PSG), where he won the 1996 UEFA Cup Winners' Cup. He began his coaching career at Rennes before going on to lead Olympic Lyonnais to three consecutive Ligue 1 titles and following an unsuccessful spell in Scotland with Rangers he returned to France for a stint with PSG, his last position in club football prior to a move into international football. After leading Cameroon to the 2010 FIFA World Cup, where the Indomitable Lions bowed out at the group stage, before joining Oman in June 2011 and going onto become one of the longest serving national team coaches in Asian football.



## Appearances

No	POS	Name	Date of Birth	Total Goals	Total Cautions	Total Expulsion	Match 1 KOR (0-1)	Match 2 AUS (0-4)	Match 3 KUW (1-0)	Total
1	GK	ALI AL HABSI	30-Dec-81	0	0	0	90	90	90	270
2	DF	MOHAMMED AL-MUSALAMI	27-Apr-90	0	0	0	90	90	RES	180
3	DF	JABER AL OWAISI	4-Nov-89	0	0	0	73	90	90	253
4	MF	ALI HILAL AL-JABRI	29-Jan-90	0	0	0	RES	44	8	52
5	DF	NASSER AL SHAMLI	15-Feb-89	0	0	0	RES	RES	RES	0
6	FW	RAED SALEH	9-Jun-92	0	0	0	90	88	90	268
7	FW	MOHAMED ALI SIYABI	21-Dec-88	0	0	0	86	RES	32	118
8	MF	EID AL-FARSI	8-Nov-90	0	0	0	90	90	90	270
9	FW	ABDUL AZIZ AL-MAQBALI	23-Apr-89	1	1	0	90	90	90	270
10	FW	QASIM SAID	20-Apr-89	0	0	0	61	RES	82	143
11	DF	AMER SAID AL-SHATRI	5-Apr-90	0	0	0	RES	44	RES	44
12	MF	AHMED MUBARAK	23-Feb-85	0	1	0	90	90	90	270
13	DF	ABDUL SALLAM AL MUKHAINI	7-Apr-88	0	2	0	90	90	90	270
14	FW	YAQOOB AL-QASMI	16-Dec-90	0	0	0	RES	RES	RES	0
15	DF	ALI SALIM AL NAHAR	21-Aug-92	0	0	0	RES	2	90	92
16	DF	ALI SULAIMAN AL BUSAIDI	21-Jan-91	0	0	0	90	46	90	226
17	DF	HASSAN MADHAFAR	26-Jun-80	0	0	0	RES	RES	RES	0
18	GK	MAZIN AL-KASBI	27-Apr-93	0	0	0	RES	RES	RES	0
19	DF	AHMED SALEEM AL-MUKHAINI	2-May-85	0	0	0	RES	RES	RES	0
20	FW	IMAD AL HOSNI	18-Jul-84	0	0	0	29	46	RES	75
21	MF	MOHSIN AL KHALDI	16-Aug-88	0	0	0	17	90	RES	107
22	GK	SULAIMAN AL BREIKI	3-Jul-86	0	0	0	RES	RES	RES	0
23	FW	SAID AL RAZAIQI	12-Dec-86	0	0	0	4	RES	58	62





# Qatar



### Fast Facts

Population: 2 million  
 Year of first attempt: 1980  
 Previous attempts: 8  
 Best finish: Quarter-finals (2000 and 2011)  
 Qualified: Second in Group D behind Bahrain



*"We have big ambitions and this competition is a new step for us in a long-term project. All the signs point to Japan, Australia and Korea Republic as favourites, but doesn't mean we don't have a chance. Every competition is unique and we'll give everything to be up to the challenge."*

### Coach: Djamel Belmadi

Djamel Belmadi was installed as coach of Qatar's first team following the 2011 AFC Asian Cup hosts' successful qualification to Australia 2015 under Fahad Thani, who took charge of Qatar's Olympic team. Prior to his appointment to the Asian Cup-bound side, former Algeria international Belmadi was at the helm of Qatar's 'B' team having joined the national team set following a successful spell with Lekhwiya who he led to back-to-back Qatar Stars League titles.



### Match Results

GROUP STAGE			
Date	Venue	Opponents	Results
11 January	Canberra Stadium	UAE	1-4
15 January	Stadium Australia	I.R. Iran	0-1
19 January	Stadium Australia	Bahrain	1-2

### Overview



#### Key Points

- Compact defence
- Constructive build up play from the back
- Good links between the lines
- Short passing game with mobility

#### Key players

- Khalfan Ibrahim (10)
- Hasan Al Haydos (11)



### Appearances

No	POS	Name	Date of Birth	Total Goals	Total Cautions	Total Expulsion	Match 1 UAE (1-4)	Match 2 IRN (0-1)	Match 3 BHR (1-2)	Total
1	GK	QASEM BURHAN	15-Dec-85	0	0	0	90	90	90	270
2	DF	MOHAMED MUSA	1-Jan-86	0	0	0	RES	RES	RES	0
3	DF	ABDEKARIM HASSAN	28-Aug-93	0	0	0	90	90	RES	180
4	FW	ALMAHDI ALI MUKHTAR	2-Mar-92	0	1	0	90	90	90	270
5	MF	ABDELAZIZ HATIM	1-Jan-90	0	1	0	90	RES	46	136
6	DF	MOHAMMED KASOLA	13-Aug-86	0	0	0	RES	RES	RES	0
7	MF	KHALED MUFTAH	2-Jul-92	0	0	0	RES	RES	90	90
8	FW	ALI ASADALLA THAIMN	19-Jan-93	0	0	0	RES	RES	65	65
9	FW	MESHAAL ABDULLA	2-May-84	0	0	0	21	17	5	43
10	MF	KHALFAN IBRAHIM	18-Feb-88	1	0	0	63	31	RES	94
11	FW	HASAN AL HAYDOS	11-Dec-90	1	0	0	90	90	90	270
12	FW	MAGID MOHAMED	1-Oct-85	0	0	0	RES	RES	25	25
13	DF	IBRAHIM MAJED	12-May-90	0	0	0	90	90	90	270
14	FW	KHALED AL ZRIGI	14-Nov-90	0	0	0	RES	RES	RES	0
15	FW	ABDURAHMAN MOHAMMAD	3-Aug-90	0	0	0	RES	RES	RES	0
16	FW	BOUALEM KHOUKHI	9-Jul-90	0	0	0	44	90	85	219
17	FW	ISMAIL MOHAMAD	5-Apr-90	0	0	0	27	59	RES	86
18	FW	MOHAMMED ABDULLAH	4-Aug-87	0	0	0	90	90	90	270
19	FW	MOHAMMED MUNTARI	20-Dec-93	0	1	0	69	90	90	249
20	FW	KARIM BOUDIAF	16-Sep-90	0	0	0	46	90	90	226
21	GK	AHMED SOFYAN ABONORA	9-Aug-90	0	0	0	RES	RES	RES	0
22	GK	SAAD AL SHEEB	19-Feb-90	0	0	0	RES	RES	RES	0
23	FW	AHMED MOHAMED ELSAYED	23-Mar-90	0	1	0	90	73	44	207





# DPR Korea



### Fast Facts

Population: 25 million  
 Year of first attempt: 1980  
 Previous attempts: 3  
 Best finish: 4th (1980)  
 Qualified: Winners of 2012 AFC Challenge Cup



*"For tomorrow's match, I think each and every team are already through the preliminary competition. I am sure they are quality, their competitiveness is good."*

### Coach: Jo Tong-sop

Jo Tong-sop returned as head coach of DPR Korea in December 2014, replacing Yun Jong-su after the Asian Games in Incheon. Jo led the North Koreans to glory at the 2010 AFC Challenge Cup to qualify them for the following year's AFC Asian Cup. Jo also helped DPR Korea qualify for the inaugural AFC U-22 Championship before taking Rimyongsu to the final of the last AFC President's Cup, where they finished runners-up.

### Match Results

GROUP STAGE			
Date	Venue	Opponents	Results
10 January	Stadium Australia	Uzbekistan	0-1
14 January	Melbourne Rectangular Stadium	KSA	1-4
18 January	Canberra Stadium	China	1-2

### Overview



### Key Points

- Good links between the lines
- Good wing play
- Disciplined and determined performance

### Key players

- Pak Kwang Ryong (10)
- Cha Jyong Hyok (16)



### Appearances

No	POS	Name	Date of Birth	Total Goals	Total Cautions	Total Expulsion	Match 1 UZB (0-1)	Match 2 KSA (1-4)	Match 3 CHN (1-2)	Total
1	GK	RI MYONG GUK	9-Sep-86	0	0	0	90	90	90	270
2	DF	RI CHANG HO	4-Jan-90	0	0	0	RES	RES	RES	0
3	DF	JANG SONG HYOK	18-Jan-91	0	0	0	90	90	90	270
4	DF	JON KWANG IK	5-Apr-88	0	0	0	90	90	90	270
5	DF	HAN SONG HYOK	11-Dec-87	0	0	0	RES	RES	55	55
6	DF	RO HAK SU	19-Jan-90	0	0	0	RES	32	90	122
7	MF	RI SANG CHOL	26-Dec-90	0	0	0	RES	RES	RES	0
8	MF	RYANG YONG GI	7-Jan-82	1	0	0	90	87	90	267
9	MF	PAK SONG CHOL	24-Sep-87	0	0	0	90	55	35	180
10	FW	PAK KWANG RYONG	27-Sep-92	0	0	0	90	90	70	250
11	MF	JONG IL GWAN	30-Oct-92	0	1	0	90	90	90	270
12	FW	OM CHOL SONG	12-Nov-92	0	0	0	25	RES	RES	25
13	DF	SIM HYON JIN	1-Jan-91	0	1	0	RES	90	90	180
14	FW	KYE SONG HYOK	12-Nov-92	0	0	0	RES	RES	RES	0
15	DF	JANG KUK CHOL	16-Feb-94	0	0	0	90	90	90	270
16	DF	CHA JONG HYOK	25-Sep-85	0	0	0	90	58	RES	148
17	FW	SO HYON UK	17-Apr-92	0	0	0	65	RES	20	85
18	GK	RI KWANG IL	13-Apr-88	0	0	0	RES	RES	RES	0
19	MF	RI YONG JIK	8-Feb-91	0	1	1	90	90	RES	180
20	FW	CHOE WON	25-Nov-92	0	1	0	RES	3	10	13
21	MF	O HYOK CHOL	2-Aug-91	0	0	0	RES	35	80	115
22	GK	JU KWANG MIN	20-May-90	0	0	0	RES	RES	RES	0
23	FW	AHMED MOHAMED ELSAYED	23-Mar-90	0	1	0	90	73	44	207







# Kuwait



### Fast Facts

Population: 2.7 million  
 Year of first attempt: 1972  
 Previous attempts: 9  
 Best finish: Champions (1980)  
 Qualified: Runners-up of Group B behind Iran



*"Our group at the Asian Cup is very difficult, as we have Australia and Korea Republic who played at the FIFA World Cup, and there also is Oman who defeated Kuwait at the Gulf Cup. However, we want to put in a good performance at the AFC Asian Cup, as we will not be there just to take part."*

### Coach: Nabil Maaloul

Tunisian Nabil Maaloul was appointed coach of Kuwait after the 2014 Gulf Cup of Nations tournament following a spell in Qatar with El Jaish. Prior to joining El Jaish, who took part in the 2014 AFC Champions League, the former Hannover 96 midfielder had stints as head coach of the Tunisia national team and club side ES Tunis, where he spent the majority of a playing career that also included spells with CA Bizertin and Club Africain in Tunisia as well as in Saudi Arabia with Jeddah giants Al Ahli.

### Match Results

GROUP STAGE			
Date	Venue	Opponents	Results
9 January	Melbourne Rectangular Stadium	Australia	1-4
13 January	Canberra Stadium	Korea Republic	0-1
17 January	Newcastle Stadium	Oman	0-1

### Overview



### Key Points

- Compact defence
- Short passing game with good links between the team lines.
- Good movement in attack

### Key players

- Fahad Al Hajeri (5)
- Ali Al Maqseed (21)



### Appearances

No	POS	Name	Date of Birth	Total Goals	Total Cautions	Total Expulsion	Match 1 AUS (1-4)	Match 2 KOR (0-1)	Match 3 OMA (0-1)	Total
1	GK	KHALED AL RASHIDI	20-Apr-87	0	0	0	RES	RES	RES	0
2	DF	AMER ALMATOUG ALFADHEL	21-Apr-88	0	0	0	33	90	90	213
3	DF	FAHAD AWAD SHAHEEN	26-Feb-85	0	1	0	RES	90	90	180
4	DF	ALI HUSSAIN FADHEL	9-Oct-84	1	1	0	57	RES	RES	57
5	MF	FAHAD ALHAJERI	10-Nov-91	0	0	0	90	90	90	270
6	MF	KHALED ALQAHTANI	16-Feb-85	0	0	0	75	RES	RES	75
7	DF	TALAL ALFADHEL	11-Aug-90	0	0	0	RES	RES	RES	0
8	MF	SALEH SHEIKH ALHENDI	29-May-82	0	0	0	90	RES	RES	90
9	MF	ABDULLAH AL BURAIKI	12-Aug-87	0	0	0	RES	75	90	165
10	MF	ABDULAZIZ ALENEZI	19-Oct-88	0	1	0	64	90	74	228
11	MF	FAHED AL EBRAHIM	25-Feb-87	0	1	0	90	90	74	254
12	DF	SULTAN ALENEZI	29-Mar-92	0	0	0	90	64	RES	154
13	DF	MESAED ALENZI	8-Jul-83	0	0	0	90	90	90	270
14	MF	TALAL AL AMER	22-Feb-87	0	0	0	RES	RES	16	16
15	FW	FAISAL ALENEZI	11-Jun-88	0	0	0	RES	14	16	30
16	MF	FAISAL ZAYED ALHARBI	9-Oct-91	0	1	0	90	15	68	173
17	FW	BADER AL ALMOTAWAA	10-Jan-85	0	0	0	15	26	22	63
18	MF	KHALED EBRAHIM HAJIAH	28-Aug-92	0	0	0	RES	RES	RES	0
19	FW	A. ALSHAMMARI	13-Feb-93	0	0	0	RES	RES	RES	0
20	MF	YOUSEF NASER	9-Oct-90	0	0	0	26	76	90	192
21	DF	ALI ALMAQSEED	11-Dec-86	0	0	0	90	90	90	270
22	GK	SULAIMAN ABDULGHAFOOR	26-Feb-91	0	0	0	RES	RES	90	90
23	GK	HAMEED YOUSSEF	10-Aug-87	0	0	0	90	90	RES	180





# Palestine



**Fast Facts**  
 Population: 4 million  
 Year of first attempt: 2015  
 Previous attempts: N/A  
 Best finish: N/A  
 Qualified: Winners of 2014 AFC Challenge Cup



*"We learnt so many lessons from this match which was our first in this competition. We made some mistake that we will work on fixing in the coming days. Our fresh start will be in the next match."*

**Coach: Ahmed Al Hassan**

Ahmed Al Hassan took over from interim manager Saeb Jendeya in October giving him only a matter of months to prepare the AFC Asian Cup debutants for the biggest football tournament in their history. Al Hassan was an assistant of the Palestine national team in 2007 and has also coached club sides in Iraq (Haifa) and Palestine (Al Amari and Jericho).

## Match Results

GROUP STAGE			
Date	Venue	Opponents	Results
12 January	Newcastle Stadium	Japan	0-4
16 January	Melbourne Rectangular Stadium	Jordan	1-5
20 January	Canberra Stadium	Iraq	0-2

## Overview



### Key Points

- Strong leadership from GK
- Determined performances
- Good links between the team lines

### Key players

- Ramzi Saleh (21)
- Abdalatif Al Bahdari (15)



## Appearances

No	POS	Name	Date of Birth	Total Goals	Total Cautions	Total Expulsion	Match 1 JPN (0-4)	Match 2 JOR (1-5)	Match 3 IRQ (0-2)	Total
1	GK	TAWFIQ ABUHAMMAD	8-Nov-90	0	0	0	RES	RES	90	90
2	DF	RAED FARES	6-Dec-82	0	0	0	RES	RES	RES	0
3	DF	HUSAM ABUSALAH	5-Sep-82	0	0	0	8	55	RES	63
4	DF	AHMED MAHAJNA	16-Jul-86	0	3	1	90	RES	90	180
5	DF	HAYTHAM THEEB	7-Mar-86	0	0	0	RES	RES	RES	0
6	MF	MOUSA ABUJAZAR	25-Aug-87	0	0	0	RES	RES	RES	0
7	FW	ASHRAF ALFAWAGHRA	29-Jul-86	0	1	0	90	73	90	253
8	MF	HISHAM SALHI	11-Aug-87	0	1	0	20	80	90	190
9	FW	KHALED SALEM	17-Nov-89	0	0	0	RES	RES	90	90
10	FW	ISMAIL ALAMOUR	2-Oct-84	0	1	0	82	35	67	184
11	FW	AHMED WRIDAT	22-Jul-91	0	0	0	RES	RES	90	90
12	DF	TAMER SALAH	3-Apr-86	0	0	0	15	90	RES	105
13	MF	JAKA HBAISHA	29-Aug-86	1	0	0	RES	90	23	113
14	DF	ABDALLAH JABER	17-Feb-93	0	0	0	90	90	90	270
15	DF	ABDALLATIF ALBAHDARI	20-Feb-84	0	1	0	90	90	90	270
16	FW	MAHMOUD DHADHA	26-Jun-93	0	0	0	75	17	79	171
17	MF	ALEXIS NORABUENA	31-Mar-84	0	0	0	RES	RES	RES	0
18	FW	MUSAB BATTAT	12-Nov-93	0	0	0	90	90	RES	180
19	MF	ABDULHAMID ABUHABIB	6-Aug-89	0	0	0	90	90	11	191
20	MF	KHADER ABUHAMMAD	10-Jun-84	0	0	0	70	10	90	170
21	GK	RAMZI SALEH	8-Aug-80	0	1	0	90	90	RES	180
22	GK	RAMI HAMADA	24-Mar-94	0	0	0	RES	RES	RES	0
23	MF	MURAD SAID	15-Dec-82	0	0	0	90	90	RES	180







## Asian Cup 2015 Champions - Australia

### Fast facts

- Australia touched the ball in the opposition goal area on 177 occasions in this tournament; 41 more times than any other side.
- Australia saw 10 different players score a goal for them in this tournament; a record for a single AFC Asian Cup finals competition and surpassing the previous record of nine held also by Australia in 2011.



Player of the  
Tournament  
- Massimo Luongo  
(No.21) Australia

*"If anything, it has shown what type of player I am and in the right team I can shine. I'm always confident in myself but this is just the icing on the cake."*

### Fast facts

- Massimo Luongo was involved in six goals at this tournament (two goals scored and four assists); more than any other player in Asian Cup 2015, Australia.



Goalkeeper of the  
Tournament  
- Mathew Ryan  
(No.1) Australia

*"I am pretty proud of the achievement. You dream of playing for your country and to have been able to put some consistent performances together in such a massive tournament to help us achieve our goal of winning the tournament, was very pleasing."*

### Fast facts

- Ryan conceded only 3 goals in 6 matches in Asian Cup 2015, Australia.





**Top Goal scorer of the Tournament**  
 - Ali Ahmed Mabkhout  
 (No.7) United Arab Emirates

*"I would like to thank the head coach Mahdi Ali for his effort and continued support and the faithful fans who have stood very strongly behind me. We were hopeful to make it into the final of the continent's more prestigious trophy, but this did not happen and returning home with the third place honours was a good achievement".*

**Fast facts**

- Ali Mabkhout scored 5 goals in 6 full match appearances, (averaging 0.83 goals per match) in Asian Cup 2015, Australia.



**Fairplay Team of the Tournament - Australia**

**Final Ranking**

RANKING	TEAM
1	AUSTRALIA
2	KOREA REPUBLIC
3	UNITED ARAB EMIRATES
4	IRAQ
5	I.R. IRAN
6	JAPAN
7	CHINA P.R.
8	UZBEKISTAN
9	JORDAN
10	SAUDI ARABIA
11	BAHRAIN
12	OMAN
13	QATAR
14	DPR KOREA
15	KUWAIT
16	PALESTINE





# STATISTICS

## ATTACKING ANALYSIS

- Chance Conversion
- Goals - Where, When & How
- Shot Accuracy

### Conversion

This table shows the conversion rate of shots into goals. It excludes blocked shots in the calculation. The data is sorted by how clinical each team was in converting their chances.

Rank	Team	Shot Conversion %	Goals
1	Jordan	21.7%	5
2	Saudi Arabia	21.7%	5
3	United Arab Emirates	19.6%	10
4	China PR	17.9%	5
5	Australia	17.7%	14
6	Iran	15.2%	7
7	Iraq	15.1%	8
8	Korea Republic	13.6%	8
9	Uzbekistan	12.2%	5
10	Japan	11.8%	8
11	Bahrain	10.3%	3
12	DPR Korea	8.0%	2
13	Palestine	7.1%	1
14	Oman	6.3%	1
15	Qatar	6.3%	2
16	Kuwait	3.3%	1

- The average for shot conversion rate at Australia 2015 was 13.8%.



## Goal Types

Team Name	Goals	Headed Goals	Left Foot Goals	Right Foot Goals	Other Goals	Own Goals
Australia	14	3	2	9	0	0
Bahrain	3	1	1	1	0	0
China PR	5	1	1	3	0	0
DPR Korea	2	0	0	1	0	1
Iran	7	4	0	3	0	0
Iraq	8	2	2	4	0	0
Japan	8	2	2	4	0	0
Jordan	5	0	2	3	0	0
Korea Republic	8	3	3	2	0	0
Kuwait	1	1	0	0	0	0
Oman	1	1	0	0	0	0
Palestine	1	0	0	0	1	0
Qatar	2	0	0	2	0	0
Saudi Arabia	5	0	1	4	0	0
United Arab Emirates	10	0	1	7	1	1
Uzbekistan	5	2	2	1	0	0
<b>TOTAL</b>	<b>85</b>	<b>20</b>	<b>17</b>	<b>44</b>	<b>2</b>	<b>2</b>

## Where the Goals were scored

Rank	Team	% goals outside box	Goals inside box	Goals outside box
1	Qatar	50.0%	1	1
2	China PR	40.0%	3	2
3	Bahrain	33.3%	2	1
4	Japan	25.0%	6	2
5	Uzbekistan	20.0%	4	1
6	Iran	14.3%	6	1
7	Iraq	12.5%	7	1
7	Korea Republic	12.5%	7	1
9	United Arab Emirates	10.0%	9	1
10	Australia	7.1%	13	1
11	DPR Korea	0.0%	2	0
11	Jordan	0.0%	5	0
11	Kuwait	0.0%	1	0
11	Oman	0.0%	1	0
11	Palestine	0.0%	1	0
11	Saudi Arabia	0.0%	5	0

- 14.1% of goals at Australia 2015 were netted from long range.



### How the Goals were scored

The following table shows the number and proportion of headed goals that have been scored and conceded in the AFC Asian Cup 2015 Australia.

Rank	Team	Headed Goals	% goals scored
1	Kuwait	1	100.0%
1	Oman	1	100.0%
3	Iran	4	57.1%
4	Uzbekistan	2	40.0%
5	Korea Republic	3	37.5%
6	Bahrain	1	33.3%
7	Iraq	2	25.0%
7	Japan	2	25.0%
9	Australia	3	21.4%
10	China PR	1	20.0%
11	DPR Korea	0	0.0%
11	Jordan	0	0.0%
11	Palestine	0	0.0%
11	Qatar	0	0.0%
11	Saudi Arabia	0	0.0%
11	United Arab Emirates	0	0.0%

- 23.5% of goals were scored by headers at Australia 2015.



### When the Goals were scored

Rank	Team	First half	Second half	% Second half goals (Excl. ET)
1	Oman	0	1	100.0%
1	Palestine	0	1	100.0%
3	Saudi Arabia	1	4	80.0%
4	Iraq	2	4	66.7%
5	China PR	2	3	60.0%
5	Iran	2	3	60.0%
5	United Arab Emirates	4	6	60.0%
5	Uzbekistan	2	3	60.0%
9	DPR Korea	1	1	50.0%
9	Qatar	1	1	50.0%
11	Jordan	3	2	40.0%
12	Australia	8	5	38.5%
13	Japan	5	3	37.5%
14	Bahrain	2	1	33.3%
14	Korea Republic	4	2	33.3%
16	Kuwait	1	0	0.0%

- Of the 78 goals scored in 'normal time' at Australia 2015, 44.7% were scored in the first half of matches.

Period	0-15	16-30	31-45	46-60	61-75	76-90	Extra Time
Scored	9	12	17	15	11	14	7

### Shooting Accuracy

This table shows the accuracy of shooting. It excludes blocked shots in the calculation. The data is sorted by how accurate each team was in finding the target.

Rank	Team	Shooting Accuracy	Shots	Shots Blocked
1	Korea Republic	54.2%	59	19
2	Iraq	52.8%	53	19
3	Bahrain	51.7%	29	9
4	China PR	50.0%	28	11
5	Australia	49.4%	79	19
6	DPR Korea	48.0%	25	7
7	Japan	44.1%	68	23
8	Jordan	43.5%	23	11
9	Saudi Arabia	43.5%	23	9
10	Palestine	42.9%	14	6
11	Uzbekistan	41.5%	41	12
12	Iran	41.3%	46	15
13	Oman	37.5%	16	4
14	United Arab Emirates	37.3%	51	11
15	Qatar	34.4%	32	12
16	Kuwait	23.3%	30	8

- The average for shooting accuracy at Australia 2015 was 44.6%.



### Headed Attempts

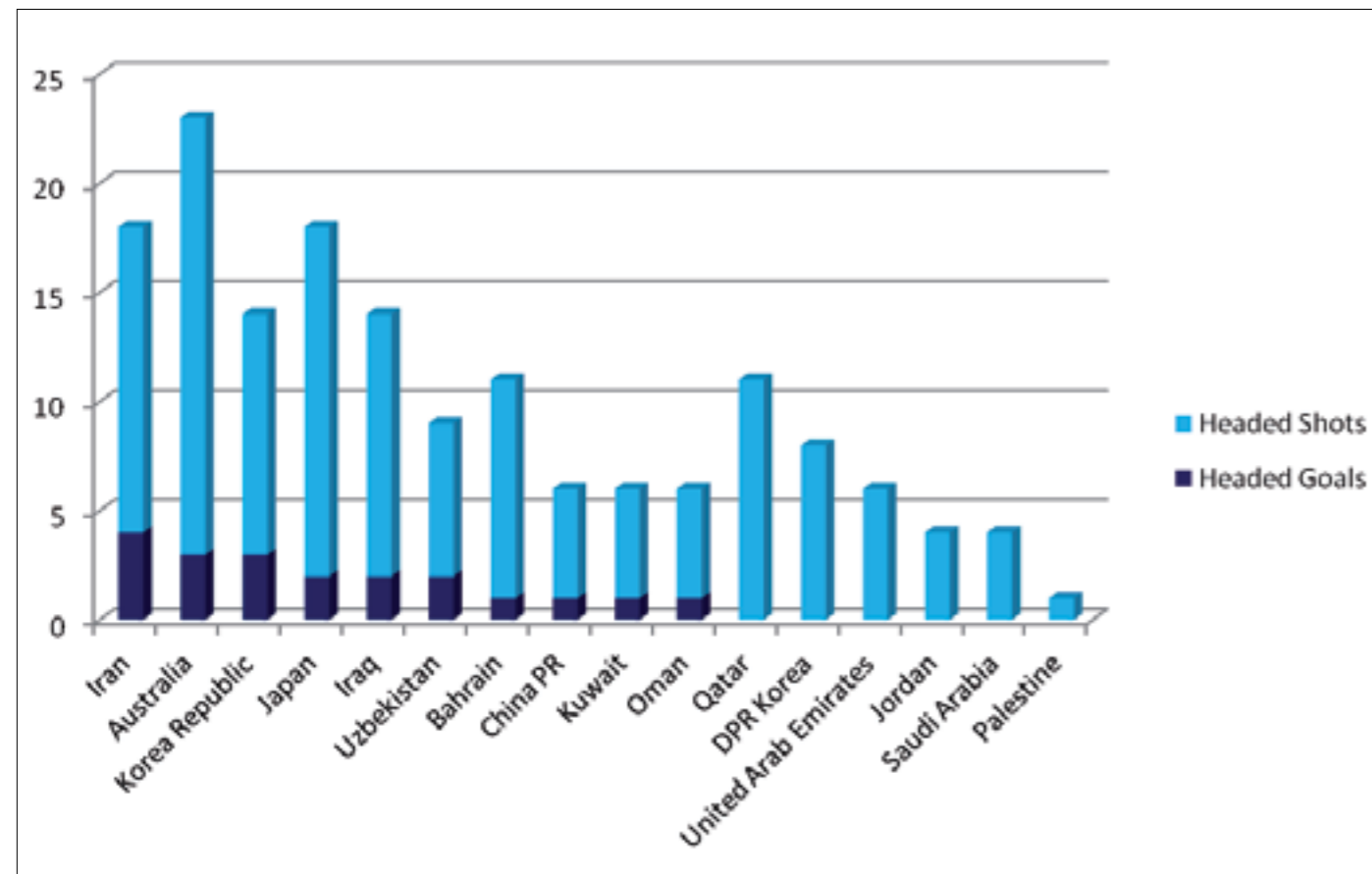
Rank	Team	Headed Goals	% goals scored
1	Iran	4	14
2	Australia	3	20
2	Korea Republic	3	11
4	Iraq	2	12
4	Japan	2	16
4	Uzbekistan	2	7
7	Bahrain	1	10
7	China PR	1	5
7	Kuwait	1	5
7	Oman	1	5
11	DPR Korea	0	8
11	Jordan	0	4
11	Palestine	0	1
11	Qatar	0	11
11	Saudi Arabia	0	4
11	United Arab Emirates	0	6

### Set Pieces

The following table shows the number of goals scored at set pieces compared to other types of goals so far this campaign.

Rank	Team	Goals - Set pieces	Goals - Open Play	Total Goals	% Set Piece
1	Kuwait	1	0	1	100.0%
2	Palestine	1	0	1	100.0%
3	Iran	5	2	7	71.4%
4	Qatar	1	1	2	50.0%
5	Australia	6	8	14	42.9%
6	Saudi Arabia	2	3	5	40.0%
7	Japan	3	5	8	37.5%
8	Bahrain	1	2	3	33.3%
9	United Arab Emirates	3	7	10	30.0%
10	Iraq	2	6	8	25.0%
11	China PR	1	4	5	20.0%
12	Korea Republic	1	7	8	12.5%
13	DPR Korea	0	2	2	0.0%
13	Jordan	0	5	5	0.0%
13	Oman	0	1	1	0.0%
13	Uzbekistan	0	5	5	0.0%

- 31.8 % of goals in this campaign were scored from set pieces.





## DISTRIBUTION ANALYSIS

- Passing
- Crossing

### Passing

The following table shows the accuracy of passing. This table includes all passes (excluding crosses) and the accuracy of that distribution.

Rank	Team	Total Passes (excl. Crosses)	Passing Accuracy %
1	Japan	2487	86.9%
2	Australia	3407	85.2%
3	China PR	1889	85.0%
4	Saudi Arabia	1632	84.1%
5	Qatar	1372	82.4%
6	United Arab Emirates	2925	81.1%
7	Iraq	2551	80.9%
8	Korea Republic	2875	80.1%
9	Kuwait	1308	78.8%
10	Uzbekistan	1770	78.1%
11	Iran	1265	76.1%
12	DPR Korea	1074	74.8%
13	Bahrain	919	74.7%
14	Palestine	1009	73.1%
15	Oman	979	70.0%
16	Jordan	1013	68.6%

- The Australia 2015 average for passing accuracy was 80.4%

The following table shows the accuracy of passing by each team in their own half of the pitch.

Rank	Team	Total Passes in Own Half	Passing Accuracy %
1	Japan	915	94.4%
2	China PR	874	93.5%
3	Australia	1419	92.5%
4	Iraq	1037	91.4%
5	Saudi Arabia	744	91.2%
6	Iran	500	90.9%
7	Qatar	587	89.7%
8	United Arab Emirates	1464	89.6%
9	Korea Republic	1249	89.5%
10	Palestine	464	88.9%
11	Uzbekistan	639	88.6%
12	DPR Korea	531	88.5%
13	Kuwait	623	86.8%
14	Bahrain	336	84.1%
15	Jordan	358	80.4%
16	Oman	348	77.9%

- The Australia 2015 average for passing accuracy in the defensive half was 89.9%.

### Passing

The following table shows the accuracy of passing in the opposition half of the pitch. This table includes all passes (excluding crosses) and the accuracy of that distribution.

Rank	Team	Total Passes in Opposition Half	Passing Accuracy %
1	Japan	1572	82.3%
2	Australia	1988	79.0%
3	Saudi Arabia	888	77.6%
4	Qatar	785	77.2%
5	China PR	1015	76.9%
6	Korea Republic	1626	74.4%
7	Iraq	1514	74.2%
8	United Arab Emirates	1461	73.3%
9	Uzbekistan	1131	72.5%
10	Kuwait	685	70.8%
11	Bahrain	583	70.2%
12	Iran	765	68.0%
13	Oman	631	67.8%
14	Jordan	655	63.5%
15	DPR Korea	543	63.1%
16	Palestine	545	62.1%

- The Australia 2015 average for passing accuracy in the opposition half was 73.9%

The following table shows the accuracy of passing in the final third of the pitch. This table includes all passes (excluding crosses) and the accuracy of that distribution.

Rank	Team	Total Passes in Final Third	Passing Accuracy %
1	Japan	897	78.6%
2	Australia	1039	74.7%
3	Saudi Arabia	417	71.7%
4	Qatar	425	71.3%
5	China PR	433	67.0%
6	Uzbekistan	597	66.5%
7	Iraq	789	66.0%
8	Korea Republic	819	65.9%
9	Kuwait	343	65.0%
10	United Arab Emirates	694	63.0%
11	Bahrain	308	62.0%
12	Oman	311	58.8%
13	Iran	407	58.7%
14	Jordan	348	54.9%
15	Palestine	237	50.2%
16	DPR Korea	270	50.0%

- The Australia 2015 average for passing accuracy in the final third was 66.6%



## Crossing

The following table shows the accuracy of crossing by teams in the AFC Asian Cup 2015 Australia. This table includes all crosses and the accuracy of that distribution.

Rank	Team	Crossing Accuracy %	Crosses
1	Bahrain	37.5%	40
2	Qatar	29.4%	68
3	Japan	28.3%	99
4	Uzbekistan	25.8%	62
5	Korea Republic	24.4%	90
6	Palestine	24.1%	29
7	Australia	23.8%	126
8	China PR	22.6%	53
9	Saudi Arabia	22.2%	54
10	Iraq	21.4%	131
11	Kuwait	18.4%	49
12	DPR Korea	15.6%	32
13	Iran	15.4%	65
14	Jordan	15.4%	39
15	United Arab Emirates	15.4%	52
16	Oman	13.9%	36

- The average crossing accuracy at Australia 2015 was 22.7%.

## Open Play Crossing

The following table shows the accuracy of crossing by teams in the AFC Asian Cup 2015 Australia. This table includes all crosses from open play and the accuracy of that distribution.

Rank	Team Name	Open Play Crosses	Accuracy
1	Bahrain	39.5%	38
2	Qatar	28.3%	60
3	Japan	26.6%	94
4	Uzbekistan	25.9%	58
5	Korea Republic	25.0%	72
6	Australia	22.2%	117
7	Saudi Arabia	21.6%	51
8	Iraq	20.7%	116
9	Kuwait	20.5%	44
10	China PR	19.6%	46
11	Jordan	19.4%	31
12	Palestine	18.2%	22
13	DPR Korea	16.7%	30
14	Iran	15.7%	51
15	Oman	15.6%	32
16	United Arab Emirates	13.6%	44

- The average for open play crossing accuracy at Australia 2015 was 22.4%

## DEFENSIVE ANALYSIS

- Goals Conceded
- Defensive Actions
- Defending of Crosses & Set Plays
- Goalkeeping Analysis

## Defending

The following table shows the success rate of teams in terms of tackling. Tackles won are deemed to be those where the player wins the ball and secures possession for his team or where the challenge is won and the ball goes out of play.

Rank	Team	% of Tackles Leading to Possession Gained	Tackles
1	Saudi Arabia	90.5%	42
2	Oman	89.4%	66
3	DPR Korea	88.7%	53
4	Iran	87.1%	70
5	Qatar	85.7%	77
6	Uzbekistan	84.3%	89
7	Iraq	83.8%	99
8	United Arab Emirates	83.3%	120
9	Bahrain	80.0%	45
10	Jordan	78.7%	47
11	Korea Republic	78.7%	122
12	Kuwait	76.4%	89
13	Australia	74.6%	126
14	Japan	74.5%	51
15	Palestine	72.9%	70
16	China PR	72.5%	69

The following table shows the number of defensive clearances made by each team.

Rank	Team	Total Clearances
1	Korea Republic	221
2	United Arab Emirates	185
3	Iran	159
4	Australia	141
5	Uzbekistan	136
6	Iraq	129
7	Palestine	108
8	China PR	103
9	Kuwait	102
10	Jordan	92
11	Japan	86
12	Oman	86
13	Saudi Arabia	75
14	DPR Korea	68
15	Qatar	65
16	Bahrain	64

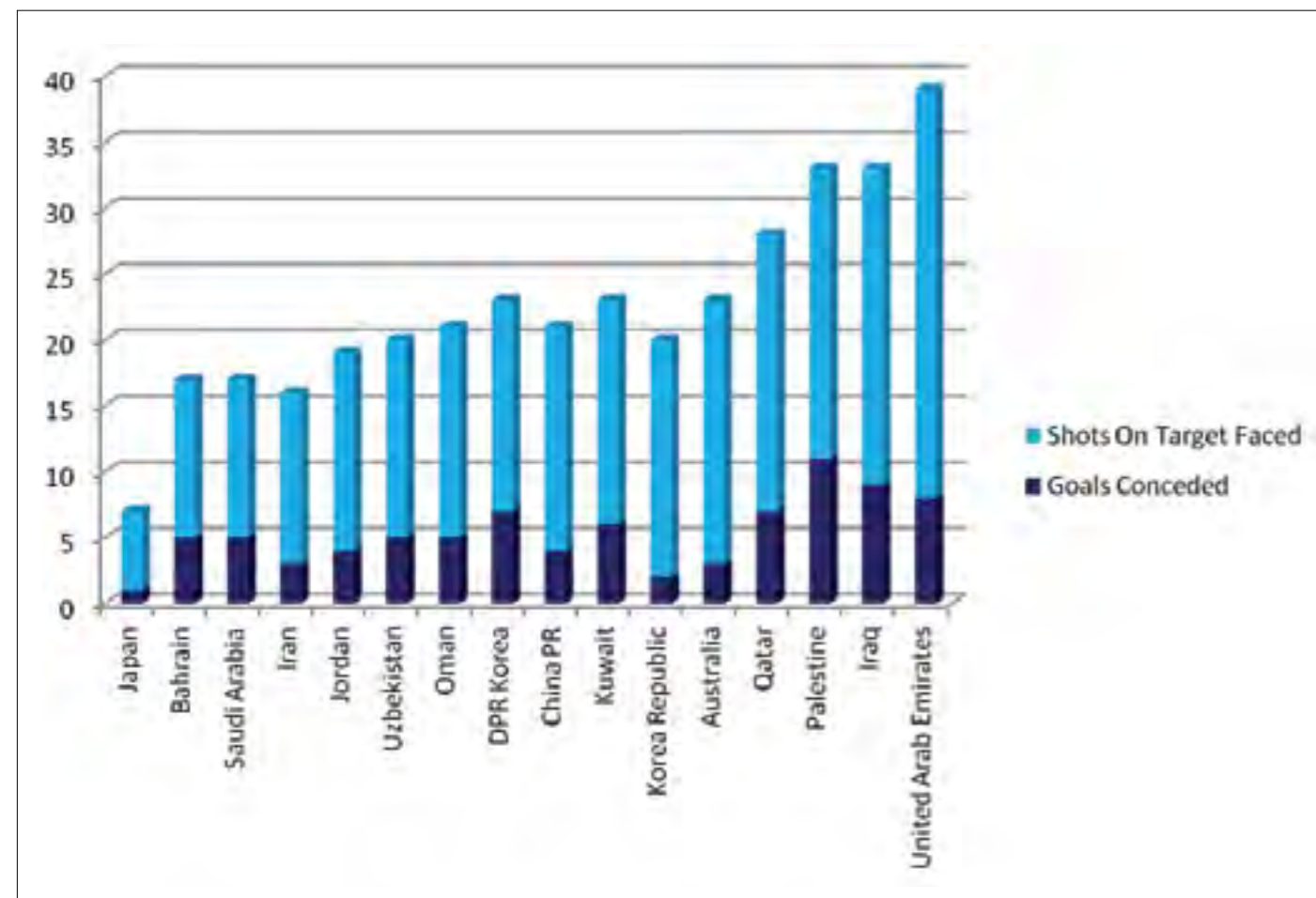


This table shows the number of shots on target teams allowed opponents to fire at goal. It also shows the number of goals each team conceded.

Rank	Team	Goals Conceded	Shots On Target Faced
1	Japan	1	6
2	Bahrain	5	12
3	Saudi Arabia	5	12
4	Iran	3	13
5	Jordan	4	15
6	Uzbekistan	5	15
8	Oman	5	16
7	DPR Korea	7	16
9	China PR	4	17
10	Kuwait	6	17
11	Korea Republic	2	18
12	Australia	3	20
13	Qatar	7	21
14	Palestine	11	22
15	Iraq	9	24
16	United Arab Emirates	8	31

This table shows the number of clean sheets during the Australia 2015 AFC Asian Cup 2015 Australia. It also shows the number of goals each team conceded.

Rank	Team	Goals Conceded	Clean Sheets
1	Korea Republic	2	5
2	Australia	3	3
2	Iran	3	3
2	Japan	1	3
5	Iraq	9	2
6	China PR	4	1
6	Oman	5	1
6	Uzbekistan	5	1
9	Bahrain	5	0
9	DPR Korea	7	0
9	Jordan	4	0
9	Kuwait	6	0
9	Palestine	11	0
9	Qatar	7	0
9	Saudi Arabia	5	0
9	United Arab Emirates	8	0





### Where the Goals were conceded

Rank	Team	% goals outside box	Goals inside box	Goals outside box
1	Korea Republic	50.0%	1	1
2	Bahrain	40.0%	3	2
3	Qatar	28.6%	5	2
4	China PR	25.0%	3	1
5	Saudi Arabia	20.0%	4	1
5	Uzbekistan	20.0%	4	1
7	Palestine	18.2%	9	2
8	United Arab Emirates	12.5%	7	1
9	Iraq	11.1%	8	1
10	Australia	0.0%	3	0
11	DPR Korea	0.0%	7	0
12	Iran	0.0%	3	0
13	Japan	0.0%	1	0
14	Jordan	0.0%	4	0
15	Kuwait	0.0%	6	0
16	Oman	0.0%	5	0

- 14.1% of goals at Australia 2015 were netted from long range.

### How the Goals were conceded

Rank	Team	Headed goals	% goals conceded
1	Kuwait	3	50.0%
2	Iraq	4	44.4%
3	United Arab Emirates	3	37.5%
4	Australia	1	33.3%
4	Iran	1	33.3%
6	DPR Korea	2	28.6%
7	Palestine	3	27.3%
8	China PR	1	25.0%
9	Saudi Arabia	1	20.0%
9	Uzbekistan	1	20.0%
11	Bahrain	0	0.0%
11	Japan	0	0.0%
11	Jordan	0	0.0%
11	Korea Republic	0	0.0%
11	Oman	0	0.0%
11	Qatar	0	0.0%

- 23.5% of goals were scored by headers at Australia 2015.

### When the Goals were conceded

Rank	Team	First half	Second half	% Second half goals (Excl. ET)
1	Iran	0	1	100.0%
1	Uzbekistan	0	3	100.0%
3	China PR	1	3	75.0%
3	Jordan	1	3	75.0%
5	Qatar	2	5	71.4%
6	Bahrain	2	3	60.0%
6	Saudi Arabia	2	3	60.0%
8	DPR Korea	3	4	57.1%
9	Kuwait	3	3	50.0%
10	Palestine	6	5	45.5%
11	Iraq	4	3	42.9%
12	Australia	2	1	33.3%
13	United Arab Emirates	6	2	25.0%
14	Oman	4	1	20.0%
15	Japan	1	0	0.0%
15	Korea Republic	1	0	0.0%

- 42.1% of goals were scored in the first half of matches at Australia 2015.

Period	0-15	16-30	31-45	46-60	61-75	76-90	Extra Time
Conceded	9	12	17	15	11	14	7

### Discipline

Rank	Team	Fouls Committed	Yellow cards	Red cards	Disc points	Disc points per Game
1	Bahrain	63	7	0	84	28.0
2	Uzbekistan	84	9	0	111	27.8
3	Iraq	102	14	1	150	25.0
4	Jordan	52	5	1	73	24.3
5	Australia	103	13	0	142	23.7
6	Palestine	45	6	1	69	23.0
7	Japan	72	4	0	84	21.0
8	DPR Korea	39	4	1	57	19.0
9	Iran	49	7	1	76	19.0
10	Korea Republic	80	10	0	110	18.3
11	Kuwait	36	5	0	51	17.0
12	Qatar	39	4	0	51	17.0
13	United Arab Emirates	74	9	0	101	16.8
14	China PR	43	7	0	64	16.0
15	Saudi Arabia	30	6	0	48	16.0
16	Oman	33	4	0	45	15.0

Fouls = 1 point, Yellow cards = 3 points, Red cards = 6 points



### TEAM GOALKEEPER ANALYSIS

Team	Saves Made	Saves/Shots %
Korea Republic	16	88.9%
Australia	17	85.0%
Japan	5	83.3%
Iran	10	76.9%
China PR	13	76.5%
United Arab Emirates	23	74.2%
Jordan	11	73.3%
Oman	11	68.8%
Uzbekistan	10	66.7%
Kuwait	11	64.7%
Qatar	12	63.2%
Iraq	14	60.9%
Saudi Arabia	7	58.3%
Bahrain	6	54.5%
DPR Korea	8	53.3%
Palestine	11	50.0%

Team	GK Long Distribution	GK Short Distribution	% GK Distribution Short
Saudi Arabia	11	21	65.6%
Kuwait	15	26	63.4%
Australia	35	54	60.7%
China PR	25	34	57.6%
Japan	21	25	54.3%
Qatar	25	14	35.9%
Iraq	43	22	33.8%
Uzbekistan	35	15	30.0%
United Arab Emirates	60	22	26.8%
Iran	31	10	24.4%
DPR Korea	33	9	21.4%
Korea Republic	76	20	20.8%
Bahrain	37	9	19.6%
Palestine	39	6	13.3%
Oman	40	4	9.1%
Jordan	21	2	8.7%

Team	Catches	Punches	Drops	Catch Success Rate
Australia	13	2	0	100.0%
Bahrain	3	2	0	100.0%
China PR	4	0	0	100.0%
DPR Korea	4	1	0	100.0%
Iran	2	1	0	100.0%
Iraq	9	5	0	100.0%
Japan	6	3	0	100.0%
Jordan	3	8	0	100.0%
Korea Republic	6	8	0	100.0%
Kuwait	3	2	1	83.3%
Oman	1	3	0	100.0%
Palestine	4	3	0	100.0%
Qatar	7	2	1	90.0%
Saudi Arabia	1	1	0	100.0%
United Arab Emirates	10	9	0	100.0%
Uzbekistan	7	5	1	92.3%





# Technical Study Group (TSG)

A technical analysis was undertaken for the Asian Cup 2015 (AC2015) in Australia, the marquee tournament for Asian football.

The panel of Analysts appointed for AC2015 were selected from the senior AFC panel of TSG Analysts. The selected members come with extensive experience from involvement in major FIFA and AFC competitions.

NAME	COUNTRY	VENUE
Mohamed Basir	AFC	Sydney & Newcastle
Kelly Cross	Australia	Canberra
Kwok Ka Ming	Hong Kong	Brisbane
Bader Abdul Jalil	Kuwait	Canberra
Lim Kim Chon	Malaysia	Sydney & Newcastle
PN Sivaji	Singapore	Brisbane
V. Subramaniam	Singapore	Melbourne
Abdulla Hassan	United Arab Emirates	Melbourne



From left to right: Kelly Cross (AUS), V. Subramaniam (SIN), Kwok Ka Ming (HK), Lim Kim Chon (MAS), Mohamed Basir (AFC), Abdulla Hassan (UAE), PN Sivaji (SIN)

Not in picture: Bader Abdul Jalil (KUW), Jose M Carpio - GK Analyst (AFC)

## ACKNOWLEDGEMENT:

WSG

OPTA SPORTS



9th – 31st January 2015









**Asian Football Confederation**

AFC House, Jalan 1/155B, Bukit Jalil, 57000 Kuala Lumpur, Malaysia

Tel : +603 8994 3388 | Fax : +603 8994 2689

**the-AFC.com**