




AFC ASIAN CUP QATAR 2011™



AFC
Asian Cup
QATAR 2011







TECHNICAL REPORT & STATISTICS

AFC ASIAN CUP QATAR 2011™



Contents



GENERAL

PRESIDENT'S MESSAGE

4

OVERALL ANALYSIS

GENERAL ORGANISATION

8

TECHNICAL AND TACTICAL ANALYSIS

10

STORY OF THE TOURNAMENT

14

MEDICAL

16

STATISTICS AND TEAM DATA

RESULTS AND RANKING

20

MATCH DATA

26

OFFICIAL AFC AWARDS

38

GENERAL STATISTICS

40

PRELIMINARY COMPETITIONS

52

TEAM DATA AND ANALYSIS

56

REFEREES & ASSISTANT REFEREES

120



AFC
Asian Cup
QATAR 2011



PRESIDENT'S MESSAGE

Dear friends,


The 16 teams that participated in the Asian Cup 2011 which was convened at Doha, Qatar did not disappoint as they provided their spectators with a most entertaining feature of their showmanship as well as sportsmanship.

Apart from according fans with the opportunity to celebrate and support their teams in this international arena, this championship also serves as a means to gauge and chart the progress of the various development programs that have been put into place to improve the standards of the game of football as a whole in the Asian region.

With AFC's appointed technical experts, the technical and tactical highlights and data of the competition were documented which we trust would prove to be beneficial to all parties concerned in their pursuit of developing and attaining a higher standard of achievement or simply as a guideline for correcting any existing shortcomings.

In closing, we would like to extend our sincerest thanks to the Qatar Football Association for their professional organization of the championship and their warm hospitality and also to the continued support of our generous sponsors, friends in the media and all the participating teams for making the Asian Cup 2011 a most enjoyable and memorable event.

The Future is Asia



Mohamed Bin Hammam
President

OVERALL ANALYSIS

- General Organisation
- Technical and Tactical Analysis
- Story of the Tournament
- Medical





GENERAL ORGANISATION

General Organisation of the Tournament in terms of technical point of view

Quality of the playing fields



The AFC Asian Cup 2011 was held in the city of Doha, the capital of Qatar. A total of five stadia were used and all of them were in excellent conditions. It was not only the match playing fields were of superb quality; the training fields which had the same type of grass were of the same quality as well.

Accommodation for Teams



All teams were accommodated at five star hotels and the facilities were superb and the teams had no complain as with the condition they had and were stressed during the interviews with the head coaches. The only suggestion was all the teams of the same group were resided at the same hotel and it might cause some inconvenience especially after some crucial matches amongst themselves. The meals were able to be supervised or done by their own team chefs within their capacities in the hotels.

Tournament schedule



The arrangement of the schedule of the tournament was ideal for Teams to have sufficient time to recover from previous matches. Each team was having minimum 72 hours rest period between matches.

Transportation to and from stadia



Due to the fact that the tournament was held at the city of Doha alone, the travelling time for both matches and trainings were of limited to within 40 minutes the most and some of them only within ten minutes of driving. It definitely gave superb condition to both teams and players in their preparation for their matches.

Weather condition



The weather condition for the entire period of the Competition was another superb aspect as the temperature was average between 18 to 24 degree C and with very low humidity as well. It was then perfect condition for players and teams to perform their best.

General observation



From the technical point of view, the organisation of the AFC Asian Cup Qatar 2011™ was superb in quality as guidelines for future tournaments.



TECHNICAL AND TACTICAL ANALYSIS

1. System and Style of Play
2. Goals
3. Defense and Offense aspects
4. Physical and Psychological aspects
5. Winning factors
6. Recommendations

1. System of play

All teams applied four back players with eight teams opted for a 4 - 4 - 2 system and the other eight teams played 4 - 5 - 1 formation. Majority of the teams in the 4 - 4 - 2 system played with two straight lines of four except Saudi Arabia which played a midfield diamond structure. The countries which opted for the 4 - 5 - 1 formation, six of the teams played with two defensive midfielders except Bahrain and Iran which played a central diamond shape.

Style of play

The successful teams usually played high in the opponent's half, with both Japan and Korea Republic working hard to recover the ball as soon as possession was lost. Australia and Uzbekistan defended up-field to allow time for defensive organisation and to release the pressure at the back when defending. Quick transition from defence to attack and vice versa was clearly the trend used by these four successful teams. The excellent combination played in offence by Japan and the superb individual playing performance of Korea Republic took them to the last stage of the competition.

Both Jordan and Syria applied a tight and compact defensive style and relied on counter attacks in all their matches and impressed with their performance that led Jordan, who were well organised and with competent individual play, to advance to the second stage.

2. Goals



A total of 90 (2.81 per match) goals was scored compared to 84 (2.65 per match) in 2007, with 64 of them scored in the group stage and 26 in the knock-out stage. From the 90 goals, 63 (70%) were scored in opened play and 27 (30%) in set plays, demonstrating that the defensive aspects of the teams had been improved or the teams had performed better under the good conditions of the environment in Doha without having relied on getting goals from set plays. In 2007, out of totally 84 goals, 55 (65%) were from open play and 29 (35%) from set plays. From the 63 opened played goals, there were only 21 goals (33%) scored from wing plays compared to 23 goals (40%) out of a total of 55 goals in 2007. It may be due to the wide midfielders who tended to come in more as a striker, rather than staying out wide for crosses to deliver. The players who

made most crosses were full backs and the best examples can be seen in Korea Republic, Japan and Australia match play.

Champions Japan scored the most goals (14) out of six matches and close to half the goals (6) was scored in the last quarter of the match or extension and extra time period. Korea Republic scored half of their goals (7 out of 13) in the first thirty minutes of their matches. Australia conceded only 2 goals throughout the entire tournament and successfully reached the final. This showed that they were well organised in their defence especially with an experience and superb goalkeeper, Mark Schwarzer (1). Six goals were scored by substituted players, however the essential one was by Yoon Bitgaram (8) of Korea Republic in the extra time to bring his team into the semi-finals. No doubt the most crucial one has to be the final match between Japan and Australia where Japanese player Lee Tadanari (19) who came on as substitute just before extra time and scored a spectacular volley goal to take his team to the fourth championship in Japan's Asian Cup history.

3. Defending aspects

Successful teams like Japan and Korea Republic defended with quick transition from attack to defence and recouped the ball with collective efforts. Both teams defended with groups of four or five players pressing the opponents and aimed to regain possession as quickly as they could in order to start a fast counter attack.

Park Ji Sung demonstrated speedy recovery to regain the lost ball in their quarterfinal match against Iran. Japan replaced a defensive midfielder which played in World Cup South Africa 2010, and add striker Ryuji Maeda (11). This released Keisuke Honda (18) back to his best midfield position to strengthen the attack role whilst their defence was a collective effort from all players. Australia and Uzbekistan applied up-field defending tactics when the ball was lost in the opponent's half in order to either slow down the opponent's attack or allow sufficient time for their teammates to recover. Australian skipper Lucas Neill (2) and Sasa Ogneovski (6), the Asian player of the Year, both organised their defensive block well, with superb keeper Mark Schwarzer (1) having only conceded two goals in the whole tournament that led them to the final match.

Compactness was another common key factor of successful teams. In many situations, they were not only competent in 1v1 but also created 2v1 in terms of recovering the ball early. Both Jordan and Syria applied a well organized, tight, compact and strong defensive block in their own half and were successful against their opponents in their group matches. Teams such as Japan and Saudi Arabia found it extremely difficult to break through and Jordan finally came out on top in their group to advance to the second stage before being eliminated in the quarter finals.

Offensive aspects

Individual playing abilities were still the key to success for many of the teams, especially in the offensive role (strikers or second strikers), as most of the teams played with a lone striker in the tournament. Koo Ja Cheol (13) and Ji dong Won (10) of Korea Rep scored a total of 9 out of 13 goals for their team to bring them to the final four. Maeda (11), Okazaki (9) and Kagawa (10) scored total of 8 goals out of 14 for Japan. Harry Kewell (10) and Tim Cahill (4) of Australia were also the main marksmen to lead their team to the final.

Skilful playing not only related to strikers, it also included talented midfielders who gave support to these goal scorers. Both Park Ji Sung (7) and Lee Chung Yong (17) of Korea Republic continuously supplied excellent passes to their front players while Honda (18), the best player of the tournament, the free spirit - playmaker of the Japanese team, together with Yasuhito Endo (7) and Hasebe (17), supplied all the necessary passes to their teammates to achieve their tasks. Server Djeparov (8),

the former Asian Player of the Year, was the architect in the Uzbekistan team in leading them to their success as well.

In the past tournament, the two midfield screener mainly aimed to defend just in front of the back line. In Doha, these players not only defended but were also able to assist in attacking or even scoring goals. Both Endo (7) and Hasebe (17) of Japan were the best examples where they defended collectively together with retreating attackers to recuperate the ball and also supplied excellent passes in the attack. The defensive midfielder Jedinak (15) of Australia, continuously move forward to assist in the attack and scored two crucial goals for his country. Ki Sung Yong (16) in Korea Rep was responsible for all the set plays including free kicks, corners and penalty too. It seemed the requirement of defensive midfielder's role will involve better ball play and attacking qualities carry greater weight.

Teams that had their flank midfielders came in more as a striker in attacking moves, provided full backs with more attacking opportunities to get forward. It was noticed that both Lee Yong Pyo (12) and Cha Du Ri (22) from Korea Republic moved regularly forward to create plenty of dangerous crosses in the attack. Luke Wilkshire (8) of Australia was also act like a winger at times in terms of getting forward and attacking while Nagatomo (5) was one of the best full backs in an attacking role at the tournament and created crucial moments for his team. Box to box full backs today play a vital role in the modern game and team tactics.

4. Physical and Psychological Aspects



The Asian Cup was held at the beginning of the year as most of the top teams were in the close season. Teams had sufficient time for their preparation and as a result, players were able to achieve their top conditions. With the ideal weather conditions in Doha (temperature was between 18C to 24C and with low humidity), and the superb match schedule (teams have at least if not more 72 hours rest before the next match) of the tournament, all players were able to excel their best in terms of physical conditions. The only observation was from the second stage of the tournament, due to the competitiveness of the teams, four matches out of eight went into extra time in order to break the tie. According to statistics, the two quarterfinal matches and a semi-final match, players' average distance covered was around 13,000 m and the highest few ones were over 14,500 m. in the final match between Japan and Australia, players were even reaching over 16,000m. It showed the intensity and demands of physical requirements from the games were reaching world level.

In terms of mental area, the four teams in the final stages had shown their superiority over the rest of the teams at the tournament, however these teams really fought extremely hard to advance to the second stage. Japan had early tough matches against Jordan and Syria. They bore extremely strong mentality that allowed them to overcome all the toughness including the second stage matches. Australia and Korea Republic

also went through serious hardship to reach the final four. It was the confidence and belief in allowing them to accomplish at the end through this strong psychological aspects.

5. Winning factors

a. Consistency and Persistence

The successful teams always played the same system, style and majority of the same players throughout the entire competitions. Only when players were injured or suspended were there major changes. Coaches kept their faith and belief in the players he thought could accomplish the target. The final four teams Japan, Australia, Korea Republic and Uzbekistan all played their best players in the same position throughout.

b. Tactical adaptability

Champions Japan played a very flexible and dynamic way with the trio key players Honda, Endo and Hasebe were the heart and soul of the team, they supplied all aspects to their strikers who were the fighter and goal getters while in defence they worked collectively as a group to regain possession early in the opponent's half as the main part of their tactical and strategic game plan. Australia were well organised and led by experience player Neill the captain, in the heart of the defence including an extremely reliable goalkeeper Schwarzer. Up front was relied on the experienced twin strikers Cahill and Kewell together with two midfield fighters McKay and Holman. Korea Republic was relied on the two European based midfielders Park Ji Sung and Lee Chung Yong who did all the hard work in midfield to give the two young strikers getting all their goals. Both attacking experience veterans full backs Lee Yong Pyo and Cha Du Ri were continuously move up field in creating scoring opportunities to teammates. Djeparov was the dynamic playmaker in the Uzbekistan camp in supplying striker Alexander Geynrikh to have most of the goals from both of them. It was to certain surprised element that Ahmedov the central defender consistently move forward in the attack and resulting collected two vital goals for his team. However it seemed this kind of tactics might be mainly from this player special ability rather than became a trend. All of these successful teams had adapted their tactics and strategies well.

c. Individual quality players

Successful teams relied on quality players. It was these qualities in making the team successful. Champions Japan possessed player like Honda who eventually voted best player of the tournament performed superbly throughout. His skill with the ball and his creative and composure proved to be the star player of the Continent. With the assistance from Endo and Hasebe, he had made himself shone in every match he involved in assist his team in success.

Park Ji Sung was another quality player in the tournament, he was not only contributed all his ability to the team in both defence and offense, he also acted as the leader of the team and he did show his commitment in giving everything he got to the team. His two young strikers Ji Dong Won and Koo JaCheol also showed their qualities to be the future star strikers for their country and the Continent.

Harry Kewell was another quality player shined throughout the tournament though with his age, his contributed his utmost in every match he played and snatched vital goals in crucial match in assist his team in reaching the final. His fellow veteran teammates Lucas Neill the captain and Mark Schwarzer the keeper, did extremely well in the back of the defence, competent, discipline and reliable in assist their team to success.

Djeparov was definitely another quality player in the tournament that in creating so many offensive opportunities to teammates as well as for himself in scoring.

TECHNICAL AND TACTICAL ANALYSIS

d. Team harmony

No doubt the success of any team based on team harmony. While it was essential to have quality players, however if there was no harmony amongst them, success would not be seen or achieved. Australian coach Holger Osieck revealed that he had the least preparation time to all the competing teams. What he mainly did was created a good harmony amongst the squad as plenty of the key players though experience, but close the end of their international career and the others might be their first opportunity in represent his country. This was one of the key factor for his team's success.

Team harmony to Japan was nothing new as team work is an important part of their culture. This they demonstrated openly when they received the AFC Asian Cup trophy at the final presentation ceremony, the whole team didn't forgot those who left early for injury treatment teammates by holding the two shirts together when they celebrating their success. This action showed how strong their team harmony was and football is definitely a team game.

e. Expectations

Every team must have their target prior to the tournament and it was so important to possess this expectation amongst the whole delegation. It would of course be realistic, otherwise it would have made the mission impossible. The four World Cup teams would of course be expected to do well, especially after just playing seven months earlier in a high level tournament. The three out of four team who participated at the FIFA World Cup 2010 went on to the final four. DPR Korea was the exception who came to Qatar with all their players from South Africa except the coach. DPR Korea did not perform to their best although their expectation was extremely high. It had been stressed that even though the teams went to the final four of the competition, it wasn't easy for these teams as they went through tough times in every match they played. Without even one small detail performance, they might not be able to accomplish. The strong belief and faith in themselves were essential to their success.

f. Fitness and freshness

To endure the three week long competition, players and teams had to prepare well in order to achieve their target. As mentioned earlier the timing of the tournament was just in the close season for most of the participating teams. It would be much easier in arranging their preparations. However all the European based players were in the middle of the season, and of course the winter break in the continental leagues did also help the players in time to join the preparation. Except the players played in the Premier League in England, they had no winter breaks. Fortunately, the conditions in Doha made easier for coaches addressed their players' recovery and to be able to reach their peak conditions. It had been shown that in the second stage, the fitness aspects played a vital role in the success as four out of eight matches were into extra time and even to penalty shoot-out too. Fitness among players played an important role to their success. Both Japan and Australia came out on top at the end in reaching the final. The requirement of players in covering the distance within the game including extra time was amazing. Should the team be successful, fitness and freshness would not be under estimated.

g. Winning mentality

It had mentioned the winning team Japan went through a series of hardship in winning the trophy worth to share amongst all the coaching colleagues. They had extremely tough time during the first two matches in group stage against Jordan and Syria. Then in the second stage, they again felt the resistance in all the final three oppositions that most of the goals were either at the later stage of the match or in extra time and penalty. It had shown clearly without this psychological aspect possessed within the team Japan may not have been as successful. Both Australia and Korea Republic also came through this kind of toughness throughout the entire tournament. Teams and players had to be well trained and experience before they achieved their final target.

6. Recommendations

a. Organisation and Scheduling

It is strongly noted that excellent organisation and arrangements are the key to the high level performance by players and teams. In 2015 in Australia, we are expecting the same if not better, kind of organisation for the tournament. Qatar's organisation shows the future way for the prestige AFC Asian Cup.

b. Competition calendar for preparations

It is also noted to look into the next AFC Asian Cup competition period whether it fits in the playing season calendar. If it is not the case, AFC should urge various national leagues to give enough time for players in their preparation in order to produce good quality of performance.

c. Players development

In order to lift the level of Asian football, players have to play and develop in a high level of competitions. After the World Cup in South Africa, a significant number of Japanese and Korean players joined the European leagues. It is definitely a good sign as these players will develop much better and faster as they are able to access to higher level of training and competition. Of course with the increase in level the AFC Champions League, players may also have the opportunity to excel their potential as well. A key component is to raise the level of AFC and National competitions that will give an effective platform for Asian players' development.

d. Coach development

From the sixteen participating teams, there were ten coaches from overseas and only six of them were local coaches. In the near future, hopefully Asia is able to develop more local national coaches and reverse the current trend. It is vital to have ongoing development in this area of the game and a willing to give Asian coaches an opportunity to gain experience through this kind of competitions. Of course it should commence from our youth teams onwards. We are looking forward to the future as The Future is Asia.

By Kwok Ka Ming
TSG Coordinator AFC Asian Cup Qatar 2011™



STORY OF THE TOURNAMENT

Group Stage

Group A

This group composed with East Asian representative China PR, Central Asian Uzbekistan and two Gulf members Kuwait and host Qatar to contest two spots for the next stage. Uzbekistan had two nicely win over the two gulf teams Qatar (2-0) and Kuwait (2-1) before drew against China PR (2-2) in their last match to qualify as top team with seven points of the group. Their competent possession play with qualities and experiences amongst players, they had shown superiority in the group. Host Qatar had an early set back in their opening match against the former Soviet team fought back nicely against China PR (2-0) and Kuwait (3-0) in their remaining two matches to qualify to the second stage. China had an early victory against the current Gulf Cup champion Kuwait (2-0) but only managed to obtain only one point in the remaining matches and went out together with Kuwait who had managed to have only one goal in all their group matches.

Group B

Both Japan and Saudi Arabia were definitely favourite teams in this group to advance to the second stage while the other west Asian teams Jordan and Syria had to do extra work before they might accomplish. It was certainly a surprise as Japan close to lose their first match against well organized Jordan only thanks to their central defender Yoshida's (22) had the additional time goal to collect back a point in the match and against they received extremely tough resistance from Syria and through their individual abilities and experiences, they just again managed to beat their opponent close to the end of the game to have their first victory with only ten players on the field. They went onto demoralize three time champions Saudi Arabia who had a very bad run of play with two early defeats in the hands of Jordan (0-1) and Syria (1-2), by five goals to nil. Saudi Arabia as a result had to exit early without any victory and collected only one goal in the tournament. Jordan finally overcome Syria (2-1) in their last match in this group and advanced to the knockout stage.

Group C

African World Cup competitors South Korea and Australia definitely were the favourite teams in this group and were both lived up to expectations in their performances. Australia were well organized especially in defence with Cahill (4) and Kewell(10) were both experience players as their marksmen up front while the Koreans consisted of talented young goal-scoring strikers Koo Ja-Cheol (13) and Ji Dong Wan (10) together with experience players Park Ji-Sung (7) to lead the team. Both team collected seven points as they tied their contest while Australia was top of the group with better goal difference. Bahrain who was led by their own coach Salman Shareedah did extremely well in terms of exploiting their players however they were unlucky to be in this group with two quality teams. India came through from AFC Challenge gave everything they have got and had full sell-out stadium with their patriotic supporters in all their matches though had all defeats were able to collect three goals from their strong oppositions.

Group D

Defending champion Iraq, three time champions Iran together with World Cup South Africa contender DPR Korea and young Gulf team United Arab Emirate in this group. Iran under their own coach Afshin Ghotbi accomplished all victories to finish top of group with nine points though they had strong resistance in their first one against Iraq. Iraq had most

of their heroes from the last tournament were managed to advance in second position won both matches 1-0 over the Koreans and the Emirates. The Koreans who had the same squads from the African World Cup seven month earlier were surprisingly never able to produce their forms and performances, had to leave the tournament early without scoring any goals in all their matches. UAE came with a group of young talented players who had so much ball possessions in their plays only able to have a goalless draw against their first opponent DPR Korea and losing the other two and also exit from the competitions.

Second stage

Quarter Finals

Japan v Qatar 3 - 2 (1 - 1)

Qatar had made a dream start when striker Soria (23) opened the score from a counter attack break individually to take an early lead against their opponent Japan in a full capacity crowd at Al Gharafa Stadium. But the Japanese managed to get themselves back on level terms with a header from Kagawa (10) at the half hour mark and tied in the first period. Japan went down to ten players when defender Yoshida (22) received his second yellow card and at the same time substitute Qatari attacker Cesar (11) scored at the free kick to put his team ahead the second time. The Japanese players had shown their qualities in the remaining period fought back when Kagawa (10) got the equalizer after his nice combination play with Honda (18) and Inoha (2) the defender, snatched home in the dying minute to seal the victory and ended all the hope of Bruno Metsu's side to advance further.

Uzbekistan v Jordan 2 - 1 (0 - 0)

Both teams had to make certain changes as the former Soviet State team played a 3 - 4 - 3 formation for the first time in the tournament so far due to injuries especially at the back of the defence while Jordan also missed four regulars through injury and suspension. The west Asia team played a compact and well organized defence the same way in all group matches, were successfully kept their opponents at bay in the first half. However in the Uzbeks got two goals in first five minutes of play in the second period from striker Bakaev (2) after two excellent crosses from the left to assist his team to have a comfortable lead. Although Jordan worked extremely hard for the rest of the match and managed to have one back for skipper Yaseen (8) just before the hour mark, however they weren't good enough to do further and had to bow out of the tournament at this stage. The Uzbeks went onto the semi-finals for the first time in their history.

Australia v Iraq 1 - 0 AET (FT 0 - 0)

It was a tough contest for both teams as the defending champions Iraq gave plenty of test to the Socceroos who was well organized with a solid defence led by skipper Neill (2) and competent keeper Schwarzer (1) in Al Sadd Stadium. On the other hand the Aussies also kept using their strong weapons - the aerial attacks to his opponents too. Both teams were unable to break the deadlock in the full ninety minutes of play and the game had to go to extra time. The Iraqi had the best chance when Nashat (5) had a stinging low drive from the edge of the box fly just wide of Schwarzer's right post two minutes into the second period of the extra

time before Kewell (10) finally became the hero of the team netted the winner with his head four minutes from the end from a long diagonal pass from McKay (17) on the left flank, to secure his team a place in the last four.

Iran v Korea Republic 0 - 1 EAT (FT 0 - 0)

The two teams were pitched against each other at the quarter final stage for the second successive edition of the tournament and as was the case in 2007 neither could break the deadlock inside 90 minutes. Though the Koreans were dominated possession they had yet to register their shot on target while the Arshin Ghotbi's men had shown great resistance from all their attacks. Both Ji Dong Wan (10) and Koo Ja-Cheol (13) had a number of goal scoring opportunities were all eased off by keeper Rahmati as well as the Iranian defence. Park Ji-Sung (7) the skipper worked extremely hard in both offense and defence in the whole process in order to aim for further advancement. The match had to go to extra time when the Korean substitute Yoon (8) who came in ten minutes before the end of the regular time, managed to break the deadlock seconds before the end of the first period of extra time after dribbled towards the edge of the box before lashing a powerful shot into the far post of the net to show the qualities in the Korean bench and looked forward to see them in the rest of the tournament.

Semi Finals

Japan v Korea Republic 2 - 2 (1 - 1) aet - pso 3-0

The East Asia rivals Japan and Korea Rep met in the semi final match at Al Gharafa stadium began in an extremely speedy pace as usual from both sides. Korea gained advantage from a penalty kick which was converted by Ki Sung Yong (16) after Park Ji Sung was fouled in the box to take an early lead. However the Blue Samurai replied nine minutes before the break from Honda (18) the free-spirit (play-maker) created an excellent move at left flank set up defender Nagatomo (5) down to the goal line cut back for Maeda (11) to equalize. But the second period failed to match the pace as in the first with Koo Ja Cheol (13) had worked well with Ji Dong Won (10) and his shot just hit side-net while Okasaki (9) also had a clear shot but directed to Jung the keeper were noted before the end of normal time. Japan took the lead just seven minutes into extra time from a penalty kick which Honda's (18) weak spot kick was denied by Jung the alert substitute Hosogai (13) rusted in to smash the loose ball into the roof of the net. The Taeguk Warriors worked extremely hard and finally was rewarded in a rather dramatic fashion in the dying seconds of the match from a free kick Hwang Jae Won (3) swept home in the goalmouth scramble to level the score and consequently penalties were needed to separate the two and Kawashima the Japanese keeper twice pulled off saves and Hong Jeong Ho's (15) miss before Konno (4) converted to send Japan through to the final.

Uzbekistan v Australia 0 - 6 (0 - 2)

Australian began to attack right from the start of the match with Cahill (4) and Holman (14) both aim for their opener soon after the kick off. It took not to long when they opened their score from the combination play on the left between McKay (17) and Kewell (10) who smashed his low shot into the far post to take the lead only five minutes of play. The Socceroos got their second from AFC Player of the Year Ogneovski (6) was quick-

est to react to the loose ball to rifle home after a free kick cross into the goal mouth to have a comfortable lead before half time. Holger Osieck's men then ruthlessly exploited their numerical superiority as Bakaev (2) was sent-off early in the second period, Carney (3), Emerton (7), Valeri (16) all found the back of the net in the expenses of the give-up attitude from the former Soviet team players and substitute Kurse (23) made up the final goal to seal a surprised score of six goals semi-final match and sent them into the final of the tournament.

Match of the Third Place

Uzbekistan v Korea Republic 2 - 3 (3 - 0)

The Koreans were on top of their opponents though without the Taeguk Warriors skipper Park Ji-Sung who had announced his retirement before the match. Koo Ja-Cheol (13) scored his fifth goal of the competition in the 18th minutes and teammate Ji Dong Won (10) added two more in the first period to lead 3-0 before the break. The Uzbeks looked still fresh from their heavy defeat at the hands of the Aussies scared that it would have happened again. Fortunately Geynrikh (15) struck in a penalty goal and a solo shot home either side of half-time to give the Central Asians hope as at the point of time the East Asians looked as if they couldn't recover from their physical conditions from their last match as well. However Uzbeks were unable to conjure the crucial equalizer that would have sent the contest into extra time. The win also secured the Koreans an automatic place for them at the next tournament as what they did in the last one too.

Final Match

Japan v Australia 1 - 0 aet (0 - 0) (0 - 0)

Australia started to go at their opponent right from the start of the game and put immense pressure on the Japanese. They had the first opportunity when Valeri (16) fed McKay (17) but he sliced wide of the far post and Schwerzer the Aussie's keeper almost presented Japan with the opener when he tried to prevent the ball going behind for a corner but only succeeded in kicking straight to Nagatomo (5) whose long-range effort sailed inches over the bar. Australia's striker Kewell (10) had two occasions closed to break the deadlock from Wilshire's (8) cross and Cahill's (4) knockdown from Neill's (2) diagonal cross. Maeda (11) striker of Japan also had an opportunity too, fired his shot over before the end of the first half. The Socceroos came agonizingly close to taking the lead two minutes after the break when Wilshire's cross was misjudged by keeper Kawashima however the ball hit the bar and Cahill came just seconds late as Yoshida (22) cleared before his arrival. Kewell had the best chance of the game when he broke through clearly but Kawashima denied him with an outstretched right leg to ease off the occasion. The game had to go into extra time and the winning goal from Japan's substitute Lee (19) whose perfect left-footed volley that gave Schwerzer no chance after a cross from Nagatomo on the left flank to take Japan to win the historical fourth title of the tournament at Khalifa Stadium.

MEDICAL

Medical Matters

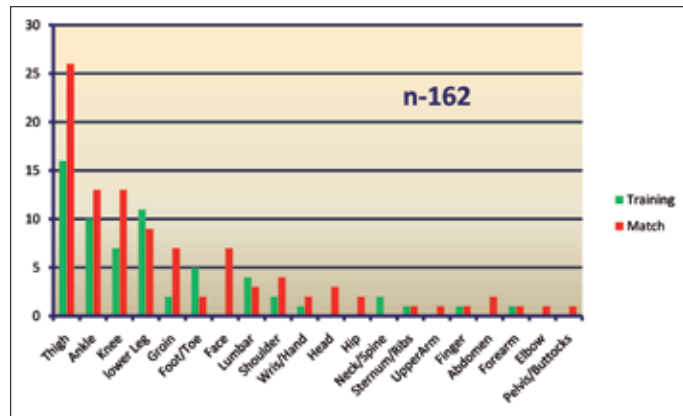
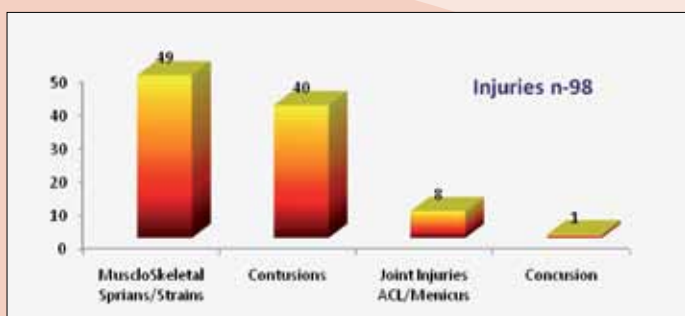
The medical services during the AFC Asian Cup Finals Doha 2011 were highly professional, efficient and met international standards as per AFC requirements. The collaboration between the AFC Medical Officers, Team Physicians and the LOC Medical Team ensured consistent high standard of medical care devoted towards the well being of players as well as officials. Twenty four hour emergency medical services were put in place to cover all player hotels, AFC delegation and venue of matches and training. Hamad Medical Hospital, in spite of its busy patient schedules as well as Aspetar – FIFA Center of Excellence, provided very good specialized support within the shortest possible time. Specialists were always on hand to attend to medical emergencies of football players as top priority.

During a match, one official suffered a cardiac emergency that warranted hospitalization. Furthermore, two international referees had viral conjunctivitis – herpes simplex and were sent back to their respective countries. The rest of the medical contacts were of a routine nature esp. upper respiratory tract infections and gastro-intestinal ailments being the most common complaint.

Hamad	129
Aspetar	86
AFC	36



The response rate was 100 percent. The frequency and type of Injuries (162 injuries) were reported – a pattern similar to that reported by F-MARC. Sixty percent (98 injuries or 3.1 injuries per match) of injuries is considered high. Contusions and muscular-skeletal sprains accounted for 80% of all injuries.



Three players had serious injuries (PCL; Hamstring strain & stress fracture MTB) were ruled out of participation from the competition with the severity of 5.3 – a total of 74 weeks. Aspetar, FIFA center for excellence was frequently used by the teams for diagnosis, treatment and rehabilitation.

For the first time, AFC had requested all participating teams to submit pre-competition medical assessment (PCMA) reports on all registered players prior to the commencement of the tournament. One player was subjected to further investigation by cardiologists based upon record of abnormal cardiac data. However, he was cleared to participate.

Anti – Doping Matters

AFC is committed towards ensuring that football remains a clean sport in Asia. Anti-Doping control was conducted in and out-of-competition as per AFC Anti-Doping Regulations January 2011. The urine samples were analyzed at the WADA accredited laboratory, Kings College, London, UK. A total of one hundred and ninety players were subjected to undergo doping tests via random selection. AFC introduced out-of-competition testing (PCTP) for the first time. A total of 64 players from all teams were subjected to out-of-competition testing.

All 190 tests proved negative. No blood samples were collected for analysis.

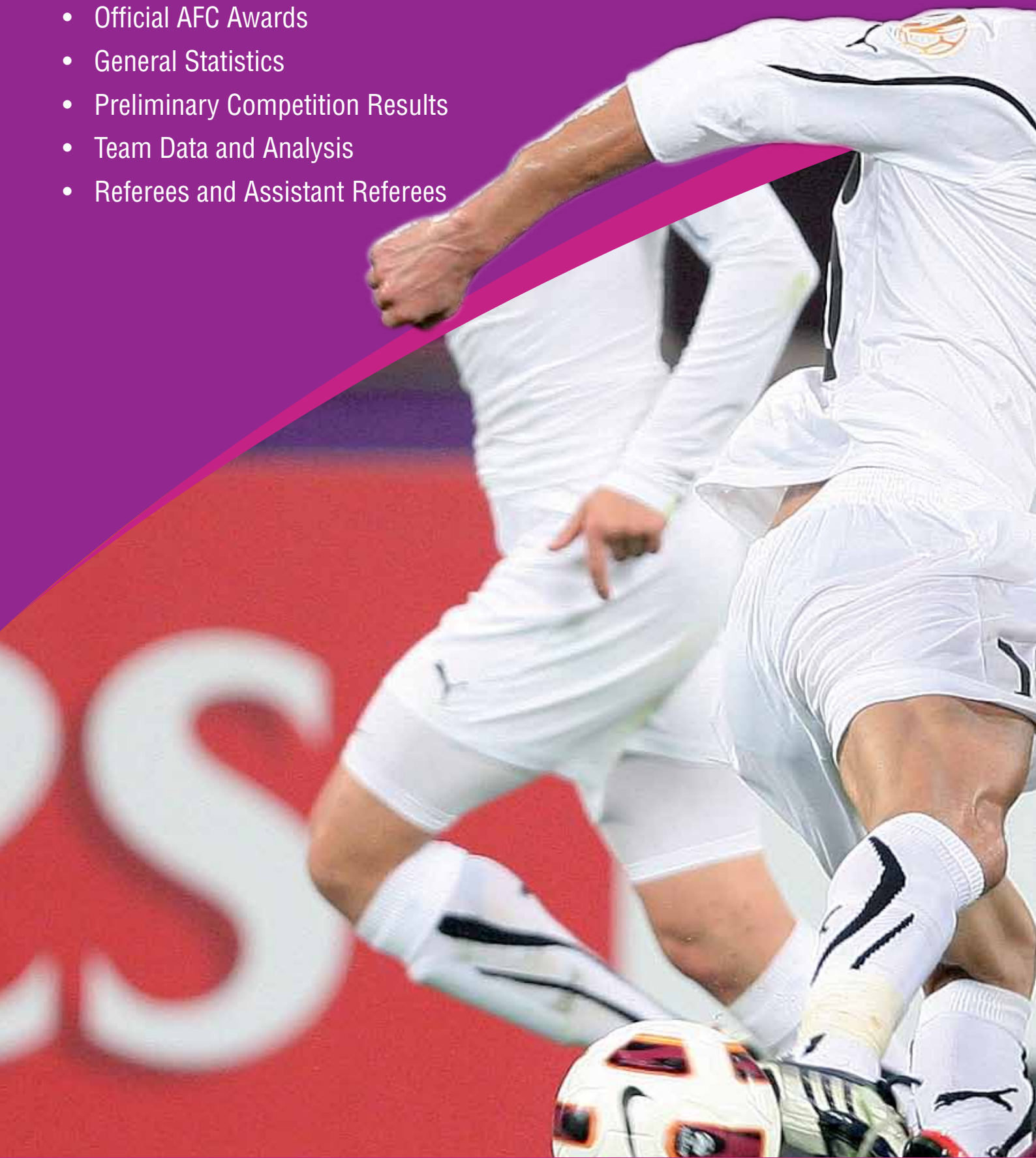
The LOC Medical Committee had ensured the best infrastructure with state of art medical equipment/supplies and highly trained specialized personnel to collaborate with AFC Medical Officers. The number of pre-competition meetings and workshops prior to the final competition bore fruits of success and a tournament friendship to be remembered by all.

Dato' Dr. Gurcharan Singh
Chairman Medical Committee &
Chief Medical Officer, AFC Asian Cup Qatar 2011



STATISTICS & TEAM DATA

- Results and Rankings
- Match Data
- Official AFC Awards
- General Statistics
- Preliminary Competition Results
- Team Data and Analysis
- Referees and Assistant Referees





RESULTS AND RANKINGS

Group A

	P	W	D	L	F	A	GD	PTS
UZBEKISTAN	3	2	1	0	6	3	3	7
QATAR	3	2	0	1	5	2	3	6
CHINA P.R.	3	1	1	1	4	4	0	4
KUWAIT	3	0	0	3	1	7	-6	0

	UZBEKISTAN	QATAR	CHINA P.R.	KUWAIT	P	W	D	L	GOALS		GD	PTS	CAU.	EXP.
									F	A				
UZBEKISTAN		2-0	2-2	2-1	3	2	1	0	6	3	3	7	5	0
QATAR	0-2		2-0	3-0	3	2	0	1	5	2	3	6	7	0
CHINA P.R.	2-2	0-2		2-0	3	1	1	1	4	4	0	4	6	0
KUWAIT	1-2	0-3	0-2		3	0	0	3	1	7	-6	0	9	1
TOTAL									16			27	1	
AVERAGE PER MATCH									2.67			4.5	0.17	

Group B

	P	W	D	L	F	A	GD	PTS
JAPAN	3	2	1	0	8	2	6	7
JORDAN	3	2	1	0	4	2	2	7
SYRIA	3	1	0	2	4	5	-1	3
SAUDI ARABIA	3	0	0	3	1	8	-7	0

	JAPAN	JORDAN	SYRIA	SAUDI ARABIA	P	W	D	L	GOALS		GD	PTS	CAU.	EXP.
									F	A				
JAPAN		1-1	2-1	5-0	3	2	1	0	8	2	6	7	4	1
JORDAN	1-1		2-1	1-0	3	2	1	0	4	2	2	7	8	0
SYRIA	1-2	1-2		2-1	3	1	0	2	4	5	-1	3	11	1
SAUDI ARABIA	0-5	0-1	1-2		3	0	0	3	1	8	-7	0	5	0
TOTAL									17			28	2	
AVERAGE PER MATCH									2.83			4.67	0.33	

Group C

	P	W	D	L	F	A	GD	PTS
AUSTRALIA	3	2	1	0	6	1	5	7
KOREA REPUBLIC	3	2	1	0	7	3	4	7
BAHRAIN	3	1	0	2	6	5	1	3
INDIA	3	0	0	3	3	13	-10	0

	AUSTRALIA	KOREA REPUBLIC	BAHRAIN	INDIA	P	W	D	L	GOALS		GD	PTS	CAU.	EXP.
									F	A				
AUSTRALIA		1-1	1-0	4-0	3	2	1	0	6	1	5	7	5	0
KOREA REPUBLIC	1-1		2-1	4-1	3	2	1	0	7	3	4	7	3	1
BAHRAIN	0-1	1-2		5-2	3	1	0	2	6	5	1	3	7	1
INDIA	0-4	1-4	2-5		3	0	0	3	3	13	-10	0	3	0
TOTAL									22			18	2	
AVERAGE PER MATCH									3.67			3	0.33	

Group D

	P	W	D	L	F	A	GD	PTS
I.R. IRAN	3	3	0	0	6	1	5	9
IRAQ	3	2	0	1	3	2	1	6
DPR KOREA	3	0	1	2	0	2	-2	1
UNITED ARAB EMIRATES	3	0	1	2	0	4	-4	1

	I.R. IRAN	IRAQ	DPR KOREA	UAE	P	W	D	L	GOALS		GD	PTS	CAU.	EXP.
									F	A				
I.R. IRAN		2-1	1-0	3-0	3	3	0	0	6	1	5	9	7	1
IRAQ	1-2		1-0	1-0	3	2	0	1	3	2	1	6	2	0
DPR KOREA	0-1	0-1		0-0	3	0	1	2	0	2	-2	1	5	0
UAE	0-3	0-1	0-0		3	0	1	2	0	4	-4	1	6	1
TOTAL									9			20	2	
AVERAGE PER MATCH									1.5			3.33	0.33	

RESULTS AND RANKINGS

Quarter Finals

	P	W	D	L	F	A	GD	PTS
JAPAN	1	1	0	0	3	2	1	3
UZBEKISTAN	1	1	0	0	2	1	1	3
KOREA REPUBLIC	1	1	0	0	1	0	1	3
AUSTRALIA	1	1	0	0	1	0	1	3
QATAR	1	0	0	1	2	3	-1	0
JORDAN	1	0	0	1	1	2	-1	0
I.R. IRAN	1	0	0	1	0	1	-1	0
IRAQ	1	0	0	1	0	1	-1	0

	JAPAN	UZBEKISTAN	KOREA REPUBLIC	AUSTRALIA	QATAR	JORDAN	I.R. IRAN	IRAQ	P	W	D	L	GOALS		GD	PTS	CAU.	EXP.
													F	A				
JAPAN					3-2				1	1	0	0	3	2	1	3	3	1
UZBEKISTAN						2-1			1	1	0	0	2	1	1	3	1	0
KOREA REPUBLIC							1-0		1	1	0	0	1	0	1	3	3	0
AUSTRALIA								1-0	1	1	0	0	1	0	1	3	4	0
QATAR	2-3								1	0	0	1	2	3	-1	0	1	0
JORDAN		1-2							1	0	0	1	1	2	-1	0	1	0
I.R. IRAN			0-1						1	0	0	1	0	1	-1	0	2	0
IRAQ				0-1					1	0	0	1	0	1	-1	0	4	0
TOTAL													10				19	1
AVERAGE PER MATCH													2.5				4.75	0.25

Semi Finals

	P	W	D	L	F	A	GD	PTS
AUSTRALIA	1	1	0	0	6	0	6	3
KOREA REPUBLIC	1	0	1	0	2	2	0	1
JAPAN	1	0	1	0	2	2	0	1
UZBEKISTAN	1	0	0	1	0	6	-6	0

	AUSTRALIA	KOREA REPUBLIC	JAPAN	UZBEKISTAN	P	W	D	L	GOALS		GD	PTS	CAU.	EXP.
									F	A				
AUSTRALIA				6-0	1	1	0	0	6	0	6	3	3	0
KOREA REPUBLIC			2-2		1	0	1	0	2	2	0	1	3	0
JAPAN		2-2			1	0	1	0	2	2	0	1	3	0
UZBEKISTAN	0-6				1	0	0	1	0	6	-6	0	3	1
TOTAL										10			12	1
AVERAGE PER MATCH										5			6	0.5

3rd/4th Placing

	P	W	D	L	F	A	GD	PTS
KOREA REPUBLIC	1	1	0	0	3	2	1	3
UZBEKISTAN	1	0	0	1	2	3	-1	0

	KOREA REPUBLIC	UZBEKISTAN	P	W	D	L	GOALS		GD	PTS	CAU.	EXP.
								A				
KOREA REPUBLIC		3-2	1	1	0	0	3	2	1	3	3	0
UZBEKISTAN	2-3		1	0	0	1	2	3	-1	0	3	0
TOTAL							5				6	0
AVERAGE PER MATCH							5				6	0

Final

	P	W	D	L	F	A	GD	PTS
JAPAN	1	1	0	0	1	0	1	3
AUSTRALIA	1	0	0	1	0	1	-1	0

	JAPAN	AUSTRALIA	P	W	D	L	GOALS		GD	PTS	CAU.	EXP.
								A				
JAPAN		1-0	1	1	0	0	1	0	1	3	0	0
AUSTRALIA	0-1		1	0	0	1	0	1	-1	0	3	0
TOTAL							1				3	0
AVERAGE PER MATCH							1				3	0



RESULTS AND RANKINGS

No.	Date	Time	Team A	Score	Team B	Group
1	07 Jan,11	19:15:00	QATAR	0-2 (0-0)	UZBEKISTAN	Group A
2	08 Jan,11	16:15:00	KUWAIT	0-2 (0-0)	CHINA P.R.	Group A
3	09 Jan,11	16:15:00	JAPAN	1-1 (0-1)	JORDAN	Group B
4	09 Jan,11	19:15:00	SAUDI ARABIA	1-2 (0-1)	SYRIA	Group B
5	10 Jan,11	16:15:00	INDIA	0-4 (0-3)	AUSTRALIA	Group C
6	10 Jan,11	19:15:00	KOREA REPUBLIC	2-1 (1-0)	BAHRAIN	Group C
7	11 Jan,11	16:15:00	DPR KOREA	0-0 (0-0)	UNITED ARAB EMIRATES	Group D
8	11 Jan,11	19:15:00	IRAQ	1-2 (1-1)	I.R. IRAN	Group D
9	12 Jan,11	16:15:00	UZBEKISTAN	2-1 (1-0)	KUWAIT	Group A
10	12 Jan,11	19:15:00	CHINA P.R.	0-2 (0-2)	QATAR	Group A
11	13 Jan,11	16:15:00	JORDAN	1-0 (1-0)	SAUDI ARABIA	Group B
12	13 Jan,11	19:15:00	SYRIA	1-2 (0-1)	JAPAN	Group B
13	14 Jan,11	16:15:00	AUSTRALIA	1-1 (0-1)	KOREA REPUBLIC	Group C
14	14 Jan,11	19:15:00	BAHRAIN	5-2 (4-1)	INDIA	Group C
15	15 Jan,11	16:15:00	I.R. IRAN	1-0 (0-0)	DPR KOREA	Group D
16	15 Jan,11	19:15:00	UNITED ARAB EMIRATES	0-1 (0-0)	IRAQ	Group D
17	16 Jan,11	19:15:00	QATAR	3-0 (2-0)	KUWAIT	Group A
18	16 Jan,11	19:15:00	CHINA P.R.	2-2 (1-1)	UZBEKISTAN	Group A
19	17 Jan,11	16:15:00	SAUDI ARABIA	0-5 (0-3)	JAPAN	Group B
20	17 Jan,11	16:15:00	JORDAN	2-1 (1-1)	SYRIA	Group B
21	18 Jan,11	16:15:00	KOREA REPUBLIC	4-1 (3-1)	INDIA	Group C
22	18 Jan,11	16:15:00	AUSTRALIA	1-0 (1-0)	BAHRAIN	Group C
23	19 Jan,11	19:15:00	IRAQ	1-0 (1-0)	DPR KOREA	Group D
24	19 Jan,11	19:15:00	UNITED ARAB EMIRATES	0-3 (0-0)	I.R. IRAN	Group D
25	21 Jan,11	16:25:00	JAPAN	3-2 (1-1)	QATAR	Quarter Finals
26	21 Jan,11	19:25:00	UZBEKISTAN	2-1 (0-0)	JORDAN	Quarter Finals
27	22 Jan,11	16:25:00	AUSTRALIA	1-0 a.e.t. (0-0,0-0)	IRAQ	Quarter Finals
28	22 Jan,11	19:25:00	I.R. IRAN	0-1 a.e.t. (0-0,0-0)	KOREA REPUBLIC	Quarter Finals
29	25 Jan,11	16:25:00	JAPAN	2-2 a.e.t. (1-1,1-1)3-0 PSO	KOREA REPUBLIC	Semi Finals
30	25 Jan,11	19:25:00	UZBEKISTAN	0-6 (0-2)	AUSTRALIA	Semi Finals
31	28 Jan,11	18:00:00	UZBEKISTAN	2-3 (1-3)	KOREA REPUBLIC	3rd/4th Placing
32	29 Jan,11	18:00:00	AUSTRALIA	0-1 a.e.t. (0-0,0-0)	JAPAN	Final

Country	Ranking
JAPAN	1
AUSTRALIA	2
KOREA REPUBLIC	3
UZBEKISTAN	4
QATAR	5
JORDAN	6
I.R. IRAN	7
IRAQ	8
CHINA P.R.	9
BAHRAIN	10
SYRIA	11
DPR KOREA	12
UAE	13
KUWAIT	14
SAUDI ARABIA	15
INDIA	16
OMAN	17
THAILAND	18
YEMEN	19
VIETNAM	20
MALAYSIA	21
SINGAPORE	22
INDONESIA	23
LEBANON	24
HONG KONG	25
MALDIVES	26



MATCH DATA

Group A

QATAR v. UZBEKISTAN				0-2 (0-0)
1	07-01-2011	19:15	Doha	37,143
QAT:	1 QASEM, 2 HAMID, 4 LAWRENCE, 6 BILAL, 7 WESAM, 9 JARALLA, 10 H. YASER, 11 FABIO, 13 I. MAJED, 18 I. ALGHANIM, 23 SEBASTIAN			
UZB:	4 ISMAILOV, 6 S. JURAEV, 7 HAYDAROV, 8 DJEPAROV, 9 AKHMEDOV, 12 NESTEROV, 15 GEYNRKIH, 16 SHATSKIKH, 18 KAPADZE, 19 KHASANOV, 22 KARPENKO			
Scorers:	0-1 59' AKHMEDOV(9), 0-2 77' DJEPAROV(8)			
Referee:	YUICHI NISHIMURA (JPN)			
Assistant Referee:	SAGARA TORU (JPN), NAGI TOSHIYUKI (JPN)			
4th Official:	TORKY MOHSEN (IRN)			
Substitution:	QAT: 61' out H. YASER(10), in KHALFAN(14) 62' out JARALLA(9), in M. ELSAYED(16) 80' out FABIO(11), in Y. AHMED(12)			
	UZB: 54' out S. JURAEV(6), in ANDREEV(14) 66' out KHASANOV(19), in TURSUNOV(17) 89' out GEYNRKIH(15), in NOVKAROV(13)			
Cautions:	QAT: 64' WESAM(7)			
Expulsions:				

KUWAIT v. CHINA P.R.				0-2 (0-0)
2	08-01-2011	16:15	Doha	7,423
KUW:	2 YAQOUB, 4 HUSSAIN, 6 AMER, 7 FAHAD, 13 MESAED, 14 TALAL, 15 WALIED, 17 BADER, 18 JARAH, 20 YOUSEF, 22 NAWAF			
CHN:	1 YANG Z., 4 ZHAO P., 5 DU W., 7 ZHAO X.R., 9 YANG X., 10 DENG Z.X., 11 QU B., 17 ZHANG L.P., 19 YANG H., 20 RONG H., 21 YU H.			
Scorers:	0-1 58' ZHANG L.P.(17), 0-2 67' DENG Z.X.(10)			
Referee:	BENJAMIN WILLIAMS (AUS)			
Assistant Referee:	BENJAMIN WILSON (AUS), HAKAN ANAZ (AUS)			
4th Official:	FAGHANI ALIREZA (IRN)			
Substitution:	KUW: 38' out YOUSEF(20), in F. SHAHEEN(3) 71' out WALIED(15), in AZIZ(21) 84' out FAHAD(7), in HAMAD(16)			
	CHN: 46' out QU B.(11), in HAO J.M.(8) 58' out ZHAO P.(4), in LIU J.Y.(13) 77' out ZHAO X.R.(7), in YU T.(15)			
Cautions:	KUW: 11' YAQOUB(2) 66' JARAH(18)			
	CHN: 33' QU B.(11)			
Expulsions:	KUW: 36' MESAED(13)			

UZBEKISTAN v. KUWAIT				2-1 (1-0)
9	12-01-2011	16:15	Doha	3,481
UZB:	4 ISMAILOV, 7 HAYDAROV, 8 DJEPAROV, 9 AKHMEDOV, 12 NESTEROV, 14 ANDREEV, 15 GEYNRKIH, 16 SHATSKIKH, 17 TURSUNOV, 18 KAPADZE, 22 KARPENKO			
KUW:	2 YAQOUB, 3 F. SHAHEEN, 4 HUSSAIN, 6 AMER, 7 FAHAD, 14 TALAL, 15 WALIED, 17 BADER, 18 JARAH, 20 YOUSEF, 22 NAWAF			
Scorers:	1-0 41' SHATSKIKH(16), 1-1 50' BADER(17) Pen, 2-1 65' DJEPAROV(8)			
Referee:	NAWAF SHUKRALLA (BHR)			
Assistant Referee:	KHALED RASHED ALALLAN (BHR), MHD JAWDAT NEHLAWI (SYR)			
4th Official:	ABDUL MALIK ABDUL BASHIR (SIN)			
Substitution:	UZB: 54' out SHATSKIKH(16), in KHASANOV(19) 74' out GEYNRKIH(15), in NOVKAROV(13) 90+1' out TURSUNOV(17), in GALIULIN(23)			
	KUW: 46' out JARAH(18), in HAMAD(16) 71' out WALIED(15), in AZIZ(21) 80' out F. SHAHEEN(3), in A. AJAB(5)			
Cautions:	UZB: 62' GEYNRKIH(15) 88' KHASANOV(19)			
	KUW: 40' HUSSAIN(4)			
Expulsions:				

QATAR v. KUWAIT				3-0 (2-0)
17	16-01-2011	19:15	Doha	28,339
QAT:	1 QASEM, 2 HAMID, 3 KASOLA, 4 LAWRENCE, 6 BILAL, 7 WESAM, 12 Y. AHMED, 13 I. MAJED, 16 M. ELSAYED, 18 I. ALGHANIM, 23 SEBASTIAN			
KUW:	2 YAQOUB, 4 HUSSAIN, 6 AMER, 7 FAHAD, 8 SALEH, 14 TALAL, 15 WALIED, 16 HAMAD, 17 BADER, 19 AHMAD R., 22 NAWAF			
Scorers:	1-0 12' BILAL(6), 2-0 16' M. ELSAYED(16), 3-0 86' FABIO(11)			
Referee:	ABDUL MALIK ABDUL BASHIR (SIN)			
Assistant Referee:	JEFFREY GOH (SIN), HAJA MAIDIN BIN A P PEER MOHAMED (SIN)			
4th Official:	ALI HAMAD ALBADWAWI (UAE)			
Substitution:	QAT: 72' out Y. AHMED(12), in FABIO(11) 80' out M. ELSAYED(16), in A. AFIF(20) 88' out KASOLA(3), in MESAAD(8)			
	KUW: 46' out YAQOUB(2), in A. AJAB(5) 62' out SALEH(8), in AZIZ(21) 79' out HAMAD(16), in KHALED K.(10)			
Cautions:	QAT: 27' Y. AHMED(12) 30' HAMID(2) 38' KASOLA(3) 86' A. AFIF(20)			
	KUW: 16' AHMAD R.(19), 42' AMER(6), 61' SALEH(8), 77' HUSSAIN(4), 84' WALIED(15)			
Expulsions:				

QATAR v. KUWAIT				3-0 (2-0)
17	16-01-2011	19:15	Doha	28,339
QAT:	1 QASEM, 2 HAMID, 3 KASOLA, 4 LAWRENCE, 6 BILAL, 7 WESAM, 12 Y. AHMED, 13 I. MAJED, 16 M. ELSAYED, 18 I. ALGHANIM, 23 SEBASTIAN			
KUW:	2 YAQOUB, 4 HUSSAIN, 6 AMER, 7 FAHAD, 8 SALEH, 14 TALAL, 15 WALIED, 16 HAMAD, 17 BADER, 19 AHMAD R., 22 NAWAF			
Scorers:	1-0 12' BILAL(6), 2-0 16' M. ELSAYED(16), 3-0 86' FABIO(11)			
Referee:	ABDUL MALIK ABDUL BASHIR (SIN)			
Assistant Referee:	JEFFREY GOH (SIN), HAJA MAIDIN BIN A P PEER MOHAMED (SIN)			
4th Official:	ALI HAMAD ALBADWAWI (UAE)			
Substitution:	QAT: 72' out Y. AHMED(12), in FABIO(11) 80' out M. ELSAYED(16), in A. AFIF(20) 88' out KASOLA(3), in MESAAD(8)			
	KUW: 46' out YAQOUB(2), in A. AJAB(5) 62' out SALEH(8), in AZIZ(21) 79' out HAMAD(16), in KHALED K.(10)			
Cautions:	QAT: 27' Y. AHMED(12), 30' HAMID(2), 38' KASOLA(3) 86' A. AFIF(20)			
	KUW: 16' AHMAD R.(19), 42' AMER(6), 61' SALEH(8) 77' HUSSAIN(4), 84' WALIED(15)			
Expulsions:				

CHINA P.R. v. UZBEKISTAN				2-2 (1-1)
18	16-01-2011	19:15	Doha	3,529
CHN:	1 YANG Z., 2 LI X.P., 5 DU W., 7 ZHAO X.R., 8 HAO J.M., 14 WANG S., 17 ZHANG L.P., 18 GAO L., 19 YANG H., 20 RONG H., 21 YU H.			
UZB:	4 ISMAILOV, 7 HAYDAROV, 8 DJEPAROV, 9 AKHMEDOV, 12 NESTEROV, 13 NOVKAROV, 14 ANDREEV, 15 GEYNRKIH, 16 SHATSKIKH, 18 KAPADZE, 22 KARPENKO			
Scorers:	1-0 6' YU H.(21), 1-1 30' AKHMEDOV(9), 1-2 46' GEYNRKIH(15), 2-2 56' HAO J.M.(8)			
Referee:	ABDULLAH MOHAMED AL HILALI (OMA)			
Assistant Referee:	BAKHADYR KOCHKAROV (KGZ), HAMED SULAIMAN AL MAYAHI (OMA)			
4th Official:	FAGHANI ALIREZA (IRN)			
Substitution:	CHN: 46' out ZHAO X.R.(7), in LIU J.Y.(13) 60' out YU H.(21), in YANG X.(9) 73' out YANG H.(19), in DENG Z.X.(10)			
	UZB: 62' out NOVKAROV(13), in TURSUNOV(17) 74' out KARPENKO(22), in MULLADJANOV(3) 85' out DJEPAROV(8), in SALOMOV(10)			
Cautions:	CHN: 78' HAO J.M.(8), 90+2' ZHANG L.P.(17)			
	UZB: 26' HAYDAROV(7), 55' ISMAILOV(4), 67' KAPADZE(18)			
Expulsions:				

	P	W	D	L	F	A	GD	PTS
UZBEKISTAN	3	2	1	0	6	3	3	7
QATAR	3	2	0	1	5	2	3	6
CHINA P.R.	3	1	1	1	4	4	0	4
KUWAIT	3	0	0	3	1	7	-6	0



MATCH DATA

Group B

JAPAN v. JORDAN					1-1 (0-1)
3	09-01-2011	16:15	Doha		6,255
JPN:	1 KAWASHIMA, 4 KONNO, 5 NAGATOMO, 6 UCHIDA, 7 ENDO, 8 MATSUI, 10 KAGAWA, 11 MAEDA, 17 HASEBE, 18 HONDA, 22 YOSHIDA				
JOR:	1 SHAFI, 3 SULIMAN, 4 BAHA, 7 AMER, 8 BASHAR, 9 ODAI, 14 A.DEEB, 15 SHADI, 16 BASEM, 17 HATEM, 18 HASAN				
Scorers:	0-1 45' HASAN(18), 1-1 90+2' YOSHIDA(22)				
Referee:	ABDUL MALIK ABDUL BASHIR (SIN)				
Assistant Referee:	JEFFREY GOH (SIN), HAJA MAIDIN BIN A P PEER MOHAMED (SIN)				
4th Official:	KOVALENKO VALENTIN (UZB)				
Substitution:	<p>JPN: 46' out MAEDA(11), in LEE(19) 58' out MATSUI(8), in OKAZAKI(9) 90' out HONDA(18), in FUJIMOTO(14)</p> <p>JOR: 72' out A.DEEB(14), in A.HALEEM(21) 80' out HATEM(17), in ALDMEIRI(5)</p>				
Cautions:	JOR: 43' HATEM(17) 54' HASAN(18)				
Expulsions:					

SAUDI ARABIA v. SYRIA					1-2 (0-1)
4	09-01-2011	19:15	Doha		15,768
KSA:	1 WALEED, 2 SUHAIL, 3 HAWSAWI, 5 OSAMA, 6 AHMED, 8 MANAF, 11 NASSIR, 12 MISHAL, 14 KARIRI, 15 ABDOH, 20 YASSER				
SYR:	1 M.BALHOUS, 2 B.ABDULDAIM, 3 A.DYAB, 5 F.ISMAIL, 6 J.ALHUSSIEN, 7 A.R.ALHUSEIN, 12 M.ALZINO, 13 N.SABAG, 14 W.AYAN, 17 A.DEKA, 19 S.M.SABAH				
Scorers:	0-1 38' A.R.ALHUSEIN(7), 1-1 60' TAISEER(17), 1-2 63' A.R.ALHUSEIN(7)				
Referee:	KIM DONG JIN (KOR)				
Assistant Referee:	JEONG HAE SANG (KOR), JANG JUNMO (KOR)				
4th Official:	ABDULLAH BALOUSHI (QAT)				
Substitution:	<p>KSA: 46' out ABDOH(15), in TAISEER(17) 57' out NASSIR(11), in NAIF(9) 68' out MANAF(8), in NAWAF(18)</p> <p>SYR: 65' out S.M.SABAH(19), in A. ABDULLAH(11) 76' out J.ALHUSSIEN(6), in Q.HABIB(9) 83' out W.AYAN(14), in S.AOUAD(23)</p>				
Cautions:	<p>KSA: 12' AHMED(6), 87' MISHAL(12)</p> <p>SYR: 21' J.ALHUSSIEN(6), 86' B.ABDULDAIM(2) 90+3' A.R.ALHUSEIN(7)</p>				
Expulsions:					

JORDAN v. SAUDI ARABIA					1-0 (1-0)
11	13-01-2011	16:15	Doha		17,349
JOR:	1 SHAFI, 2 MONEER, 3 SULIMAN, 4 BAHA, 7 AMER, 8 BASHAR, 9 ODAI, 14 A.DEEB, 15 SHADI, 16 BASEM, 18 HASAN				
KSA:	1 WALEED, 2 SUHAIL, 3 HAWSAWI, 5 OSAMA, 7 KAMIL, 9 NAIF, 10 ALSHALHOUB, 14 KARIRI, 15 ABDOH, 17 TAISEER, 20 YASSER				
Scorers:	1-0 42' BAHA(4)				
Referee:	ALI HAMAD ALBADWAWI (UAE)				
Assistant Referee:	SALEH MOHAMED AL MARZOUQI (UAE), YASER MARAD (KUW)				
4th Official:	BENJAMIN WILLIAMS (AUS)				
Substitution:	<p>JOR: 69' out A.DEEB(14), in ABUKESHEK(10) 83' out HASAN(18), in A.HALEEM(21) 90' out AMER(7), in A.HIJAH(23)</p> <p>KSA: 46' out ABDOH(15), in NASSIR(11) 65' out ALSHALHOUB(10), in NAWAF(18) 87' out SUHAIL(2), in ABDULAZIZ(16)</p>				
Cautions:	<p>JOR: 4' ODAI(9) 66' AMER(7) 74' BASEM(16) 85' ABUKESHEK(10)</p> <p>KSA: 64' OSAMA(5)</p>				
Expulsions:					

SYRIA v. JAPAN					1-2 (0-1)
12	13-01-2011	19:15	Doha		10,453
SYR:	1 M.BALHOUS, 2 B.ABDULDAIM, 3 A.DYAB, 5 F.ISMAIL, 6 J.ALHUSSIEN, 7 A.R.ALHUSEIN, 12 M.ALZINO, 13 N.SABAG, 14 W.AYAN, 17 A.DEKA, 23 S.AOUAD				
JPN:	1 KAWASHIMA, 4 KONNO, 5 NAGATOMO, 6 UCHIDA, 7 ENDO, 8 MATSUI, 10 KAGAWA, 11 MAEDA, 17 HASEBE, 18 HONDA, 22 YOSHIDA				
Scorers:	0-1 35' HASEBE(17), 1-1 76' F.ALKHTATIB(10) Pen, 1-2 82' HONDA(18) Pen				
Referee:	TORKY MOHSEN (IRN)				
Assistant Referee:	HASSAN KAMRANIFAR (IRN), REZA SOKHANDAN (IRN)				
4th Official:	MOHAMED ABDERREZAK BENOUSA (ALG)				
Substitution:	<p>SYR: 46' out S.AOUAD(23), in F.ALKHTATIB(10) 64' out M.ALZINO(12), in S.M.SABAH(19) 77' out J.ALHUSSIEN(6), in A.F.ALAGHA(18)</p> <p>JPN: 65' out KAGAWA(10), in OKAZAKI(9) 75' out MAEDA(11), in NISHIKAWA(21) 90+2' out MATSUI(8), in HOSOGAI(13)</p>				
Cautions:	<p>SYR: after ma' A.DYAB(3), 22' S.AOUAD(23) 61' A.DEKA(17), 90' A.F.ALAGHA(18) 90+4' N.SABAG(13), 90+5' N.SABAG(13)</p> <p>JPN: 10' MATSUI(8), 53' UCHIDA(6), 67' YOSHIDA(22)</p>				
Expulsions:	<p>SYR: 90+5' N.SABAG(13)</p> <p>JPN: 72' KAWASHIMA(1)</p>				

SAUDI ARABIA v. JAPAN		0-5 (0-3)
19	17-01-2011 16:15 Doha	2,022
KSA:	1 WALEED, 2 SUHAIL, 3 HAWSAWI, 5 OSAMA, 6 AHMED, 7 KAMIL, 9 NAIF, 10 ALSHALHOUB, 15 ABDOH, 17 TAISEER, 20 YASSER	
JPN:	4 KONNO, 5 NAGATOMO, 6 UCHIDA, 7 ENDO, 9 OKAZAKI, 10 KAGAWA, 11 MAEDA, 16 KASHIWAGI, 17 HASEBE, 21 NISHIKAWA, 22 YOSHIDA	
Scorers:	0-1 8' OKAZAKI(9), 0-2 13' OKAZAKI(9), 0-3 19' MAEDA(11), 0-4 51' MAEDA(11), 0-5 80' OKAZAKI(9)	
Referee:	RAVSHAN IRMATOV (UZB)	
Assistant Referee:	ABDUKHAMIDULLO RASULOV (UZB), RAFAEL ILYASOV (UZB)	
4th Official:	BENJAMIN WILLIAMS (AUS)	
Substitution:	KSA: 28' out ABDOH(15), in MANAF(8) 46' out NAIF(9), in MOTAZ(13)	
	JPN: 46' out UCHIDA(6), in INOHA(2) 63' out YOSHIDA(22), in IWAMASA(3) 87' out ENDO(7), in T. HONDA(15)	
Cautions:	KSA: 67' KAMIL(7) 69' MOTAZ(13)	
	JPN: 6' UCHIDA(6)	
Expulsions:		

JORDAN v. SYRIA		2-1 (1-1)
20	17-01-2011 16:15 Doha	9,849
JOR:	1 SHAFI, 2 MONEER, 3 SULIMAN, 4 BAHA, 7 AMER, 8 BASHAR, 9 ODAI, 14 A.DEEB, 15 SHADI, 16 BASEM, 18 HASAN	
SYR:	1 M.BALHOUS, 2 B.ABDULDAIM, 3 A.DYAB, 5 F.ISMAIL, 6 J.ALHUSSIEN, 7 A.R.ALHUSEIN, 12 M.ALZINO, 14 W.AYAN, 17 A.DEKA, 19 S.M.SABAH, 23 S.AOUAD	
Scorers:	0-1 15' M.ALZINO(12), 1-1 30' A.DYAB(3), 2-1 59' ODAI(9)	
Referee:	ABDULRAHMAN ABDOU (QAT)	
Assistant Referee:	MOHAMMAD JABER DHARMAN (QAT), HASSAN RASHID ALTHAWADI (QAT)	
4th Official:	ABDULLAH BALOUSHI (QAT)	
Substitution:	JOR: 62' out A.DEEB(14), in ABUKESHEK(10) 88' out HASAN(18), in A.HALEEM(21) 90+2' out ODAI(9), in A.HIJAH(23)	
	SYR: 63' out S.AOUAD(23), in F.ALKHTATIB(10) 63** out A.DYAB(3), in L.CHANKO(20) 78' out B.ABDULDAIM(2), in Q.HABIB(9)	
Cautions:	JOR: 45+1' BASEM(16) 48' A.DEEB(14)	
	SYR: 47' B.ABDULDAIM(2) 53' M.BALHOUS(1)	
Expulsions:		

	P	W	D	L	F	A	GD	PTS
JAPAN	3	2	1	0	8	2	6	7
JORDAN	3	2	1	0	4	2	2	7
SYRIA	3	1	0	2	4	5	-1	3
SAUDI ARABIA	3	0	0	3	1	8	-7	0



MATCH DATA

Group C

INDIA v. AUSTRALIA				0-4 (0-3)
5	10-01-2011	16:15	Doha	9,783
IND:	1 SUBRATA, 5 ANWAR, 7 PRADEEP, 11 CHHETRI, 12 DEEPAK, 17 SURKUMAR, 18 RAFI, 19 GOURAMANGI, 20 CLIMAX, 22 NABI, 23 STEVEN			
AUS:	1 SCHWARZER, 2 NEILL, 3 CARNEY, 4 CAHILL, 5 CULINA, 6 OGNENOVSKI, 7 EMERTON, 8 WILKSHIRE, 10 KEWELL, 14 HOLMAN, 15 JEDINAK			
Scorers:	0-1 12' CAHILL(4), 0-2 25' KEWELL(10), 0-3 45+2' HOLMAN(14), 0-4 65' CAHILL(4)			
Referee:	ALI HAMAD ALBADWAWI (UAE)			
Assistant Referee:	SALEH MOHAMED AL MARZOUQI (UAE), YASER MARAD (KUW)			
4th Official:	TORKY MOHSEN (IRN)			
Substitution:	IND: 61' out PRADEEP(7), in MEHRAJ(16) 63' out RAFI(18), in ABHISHEK(9) 79' out STEVEN(23), in RENEDY(8)			
	AUS: 62' out JEDINAK(15), in MCKAY(17) 72' out KEWELL(10), in MCDONALD(9) 77' out EMERTON(7), in BURNS(11)			
Cautions:				
Expulsions:				

KOREA REPUBLIC v. SAUDI ARABIA				2-1 (1-0)
6	10-01-2011	19:15	Doha	6,669
KOR:	1 SUNGRYONG, 5 TAEHWI, 6 YONGRAE, 7 JISUNG, 10 DONGWON, 12 YOUNGPYO, 13 JACHEOL, 14 JUNGSOO, 16 SUNGYUENG, 17 CHUNGYONG, 22 DURI			
BHR:	1 M. MANSOOR, 2 R. ALHOOTI, 3 A. MARZOOQI, 4 A. FATADI, 8 J. JOHN, 11 ISMAEEL, 12 F. AAISH, 13 M. A. RAHMAN, 15 A. OMAR, 17 H. BABA, 23 E. MESHKHAS			
Scorers:	1-0 40' JACHEOL(13), 2-0 52' JACHEOL(13), 2-1 86' F. AAISH(12) Pen			
Referee:	ABDULLAH MOHAMED AL HILALI (OMA)			
Assistant Referee:	BAKHADYR KOCHKAROV (KGZ), HAMED SULAIMAN AL MAYAHI (OMA)			
4th Official:	FAGHANI ALIREZA (IRN)			
Substitution:	KOR: 68' out DONGWON(10), in HEUNGMIN(11) 78' out JACHEOL(13), in KIHUN(19) 85' out HEUNGMIN(11), in YOUNGHYUNG(4)			
	BHR: 12' out H. BABA(17), in H. RAKEA(7) 69' out M. A. RAHMAN(13), in A. AYAD(6) 79' out ISMAEEL(11), in A. ALDAKEEL(20)			
Cautions:	KOR: 81' JUNGSOO(14) BHR: 55' F. AAISH(12)			
Expulsions:	KOR: 85' TAEHWI(5)			

AUSTRALIA v. KOREA REPUBLIC				1-1 (0-1)
13	14-01-2011	16:15	Doha	15,526
AUS:	1 SCHWARZER, 2 NEILL, 3 CARNEY, 4 CAHILL, 5 CULINA, 6 OGNENOVSKI, 7 EMERTON, 8 WILKSHIRE, 10 KEWELL, 14 HOLMAN, 15 JEDINAK			
KOR:	1 SUNGRYONG, 3 JAEWON, 6 YONGRAE, 7 JISUNG, 10 DONGWON, 12 YOUNGPYO, 13 JACHEOL, 14 JUNGSOO, 16 SUNGYUENG, 17 CHUNGYONG, 22 DURI			
Scorers:	0-1 24' JACHEOL(13), 1-1 62' JEDINAK(15)			
Referee:	ABDULRAHMAN ABDOU (QAT)			
Assistant Referee:	MOHAMMAD JABER DHARMAN (QAT), HASSAN RASHID ALTHAWADI (QAT)			
4th Official:	ABDULLAH BALOUSHI (QAT)			
Substitution:	AUS: 46' out CULINA(5), in VALERI(16) 68' out WILKSHIRE(8), in NORTH(13) 89' out HOLMAN(14), in MCKAY(17)			
	KOR: 67' out JACHEOL(13), in KIHUN(19) 68' out DONGWON(10), in BYUNGSOO(9) 89' out BYUNGSOO(9), in BITGARAM(8)			
Cautions:	AUS: 29' EMERTON(7), 43' OGNENOVSKI(6) 90+3' CAHILL(4)			
	KOR: 23' DURI(22) 35' SUNGYUENG(16)			
Expulsions:				

BAHRAIN v. INDIA				5-2 (4-1)
14	14-01-2011	19:15	Doha	11,032
BHR:	1 M. MANSOOR, 3 A. MARZOOQI, 7 H. RAKEA, 8 J. JOHN, 11 ISMAEEL, 12 F. AAISH, 14 S. ISA, 15 A. OMAR, 18 A. WAHAB, 20 A. ALDAKEEL, 23 E. MESHKHAS			
IND:	1 SUBRATA, 5 ANWAR, 7 PRADEEP, 8 RENEDY, 9 ABHISHEK, 11 CHHETRI, 17 SURKUMAR, 19 GOURAMANGI, 20 CLIMAX, 22 NABI, 23 STEVEN			
Scorers:	1-0 8' F. AAISH(12) Pen, 1-1 10' GOURAMANGI(19), 2-1 16' ISMAEEL(11), 3-1 20' ISMAEEL(11), 4-1 35' ISMAEEL(11), 4-2 53' CHHETRI(11), 5-2 77' ISMAEEL(11)			
Referee:	SUBKHIDDIN MOHD SALLEH (MAS)			
Assistant Referee:	MU YUXIN (CHN), MOHD SABRI BIN MAT DAUD (MAS)			
4th Official:	RAVSHAN IRMATOV (UZB)			
Substitution:	BHR: 67' out A. ALDAKEEL(20), in M. A. RAHMAN(13) 78' out J. JOHN(8), in A. FATADI(4) 83' out ISMAEEL(11), in DAWOOD(16)			
	IND: 74' out RENEDY(8), in MEHRAJ(16) 74' out PRADEEP(7), in DEEPAK(12)			
Cautions:	BHR: 60' F. AAISH(12) 62' F. AAISH(12)			
	IND: 18' STEVEN(23) 90+3' MEHRAJ(16)			
Expulsions:	BHR: 62' F. AAISH(12)			

KOREA REPUBLIC v. INDIA		4-1 (3-1)
21	18-01-2011 16:15 Doha	11,366
KOR:	1 SUNGRYONG, 3 JAEWON, 5 TAEHWI, 6 YONGRAE, 7 JISUNG, 10 DONGWON, 12 YOUNGPYO, 13 JACHEOL, 16 SUNGYUENG, 17 CHUNGYONG, 22 DURU	
IND:	1 SUBRATA, 5 ANWAR, 7 PRADEEP, 8 RENEDY, 9 ABHISHEK, 11 CHHETRI, 17 SURKUMAR, 19 GOURAMANGI, 20 CLIMAX, 22 NABI, 23 STEVEN	
Scorers:	1-0 6' DONGWON(10), 2-0 9' JACHEOL(13), 2-1 12' CHHETRI(11) Pen, 3-1 23' DONGWON(10), 4-1 81' HEUNGMIN(11)	
Referee:	KHALIL AL GHAMDI (KSA)	
Assistant Referee:	HASSAN KAMRANIFAR (IRN), REZA SOKHANDAN (IRN)	
4th Official:	KOVALENKO VALENTIN (UZB)	
Substitution:	KOR: 46' out SUNGYUENG(16), in HEUNGMIN(11) 46' out DURU(22), in HYOJIN(2) 76' out JISUNG(7), in BITGARAM(8)	
	IND: 5' out RENEDY(8), in DEEPAK(12) 56' out PRADEEP(7), in MEHRAJ(16) 78' out ABHISHEK(9), in BHAICHUNG(15)	
Cautions:	IND: 66' NABI(22)	
Expulsions:		

AUSTRALIA v. SAUDI ARABIA		1-0 (1-0)
22	18-01-2011 16:15 Doha	3,919
AUS:	1 SCHWARZER, 2 NEILL, 4 CAHILL, 6 OGNENOVSKI, 7 EMERTON, 10 KEWELL, 13 NORTH, 14 HOLMAN, 15 JEDINAK, 16 VALERI, 17 MCKAY	
BHR:	1 M. MANSOOR, 3 A. MARZOOQI, 4 A. FATADI, 7 H. RAKEA, 8 J. JOHN, 11 ISMAEEL, 13 M. A. RAHMAN, 14 S. ISA, 15 A. OMAR, 18 A. WAHAB, 23 E. MESHKHAS	
Scorers:	1-0 37' JEDINAK(15)	
Referee:	YUICHI NISHIMURA (JPN)	
Assistant Referee:	SAGARA TORU (JPN), NAGI TOSHIYUKI (JPN)	
4th Official:	TORKY MOHSEN (IRN)	
Substitution:	AUS: 76' out KEWELL(10), in MCDONALD(9) 80' out NORTH(13), in KILKENNY(22) 90' out CAHILL(4), in KRUSE(23)	
	BHR: 55' out M. A. RAHMAN(13), in R. ALHOOTI(2) 66' out J. JOHN(8), in A. ALDAKEEL(20) 90' out S. ISA(14), in A. ALMALOOD(9)	
Cautions:	AUS: 42' EMERTON(7), 86' HOLMAN(14) BHR: 29' J. JOHN(8), 65' A. FATADI(4) 71' A. WAHAB(18), 81' E. MESHKHAS(23)	
Expulsions:		

	P	W	D	L	F	A	GD	PTS
AUSTRALIA	3	2	1	0	6	1	5	7
KOREA REPUBLIC	3	2	1	0	7	3	4	7
BAHRAIN	3	1	0	2	6	5	1	3
INDIA	3	0	0	3	3	13	-10	0



MATCH DATA

Group D

DPR KOREA v. UNITED ARAB EMIRATES				0-0 (0-0)
7	11-01-2011	16:15	Doha	3,639
PRK:	1 R.MYONG GUK, 2 C. JONG HYOK, 4 P. NAM CHOL, 5 R. KWANG CHON, 7 R. YONG GI, 9 J. TAE SE, 10 H.YONG JO, 12 J.KWANG IK, 14 NAM CHOL, 17 A. YONG HAK, 23 K. KUK JIN			
UAE:	1 M. NASER, 2 K.SEBIL, 4 S.KHATER, 5 AMER A., 7 A.WEHAIBI, 8 H.KAMALI, 10 I.MATAR, 11 A.KHALIL, 14 W. ABBAS, 15 I.HAMMADI, 17 Y.JABER			
Scorers:	-			
Referee:	SUBKHIDDIN MOHD SALLEH (MAS)			
Assistant Referee:	MU YUXIN (CHN), MOHD SABRI BIN MAT DAUD (MAS)			
4th Official:	ABDULLAH BALOUSHI (QAT)			
Substitution:	PRK: 48' out H.YONG JO(10), in A. CHOL HYOK(19) 79' out P. NAM CHOL(4), in C.MYONG HO(6) 83' out J. TAE SE(9), in P.CHOL MIN(21)			
	UAE: 77' out A.KHALIL(11), in S.ALKATHIRI(20) 90' out A.WEHAIBI(7), in M.SHEHHI(9) 90+2' out I.MATAR(10), in OMAR A.(23)			
Cautions:	PRK: 12' C. JONG HYOK(2) 25' NAM CHOL(14)			
	UAE: 7' H.KAMALI(8)			
Expulsions:				

IRAQ v. I.R. IRAN				1-2 (1-1)
8	11-01-2011	19:15	Doha	10,478
IRQ:	4 QUSAI, 5 NASHAT.A, 7 EMAD.M, 10 YOUNIS.M, 11 HAWRA MOHAMMED, 12 MOHAMMED.K, 14 SALAM SH., 15 ALI H, 16 SAMAL, 17 ALAA A., 18 MAHDI.K			
IRN:	1 S.M.RAHMATI, 4 S.J HOSSEINI, 5 H.AGHILI, 6 J.NEKONAM, 7 GH.REZAEI, 8 M.SHOJAEI, 11 E.HAJY SAFI, 14 ANDRANIK T., 19 M.GHOLAMI, 20 M.NOSRATI, 23 I.MOBALI			
Scorers:	1-0 13' YOUNIS.M(10), 1-1 42' GH.REZAEI(7), 1-2 84' I.MOBALI(23)			
Referee:	RAVSHAN IRMATOV (UZB)			
Assistant Referee:	ABDUKHAMIDULLO RASULOV (UZB), RAFAEL ILYASOV (UZB)			
4th Official:	KOVALENKO VALENTIN (UZB)			
Substitution:	IRQ: 46' out SALAM SH.(14), in AHMED.I(21) 82' out EMAD.M(7), in SAMER. S(8) 88' out QUSAI(4), in MUSTAFA K.(9)			
	IRN: 69' out M.SHOJAEI(8), in M.R.KHALATBARI(9) 83' out M.GHOLAMI(19), in K.ANSARIFARD(10) 87' out I.MOBALI(23), in P.NOURI(18)			
Cautions:	IRQ: 83' SAMER. S(8)			
Expulsions:				

I.R. IRAN v. DPR KOREA				1-0 (0-0)
15	15-01-2011	16:15	Doha	6,488
IRN:	1 S.M.RAHMATI, 2 KH.HEIDARI, 4 S.J HOSSEINI, 5 H.AGHILI, 6 J.NEKONAM, 9 M.R.KHALATBARI, 10 K.ANSARIFARD, 11 E.HAJY SAFI, 18 P.NOURI, 20 M.NOSRATI, 23 I.MOBALI			
PRK:	1 R.MYONG GUK, 2 C. JONG HYOK, 3 R. JUN IL, 4 P. NAM CHOL, 5 R. KWANG CHON, 9 J. TAE SE, 10 H.YONG JO, 11 M. IN GUK, 12 J.KWANG IK, 17 A. YONG HAK, 23 K. KUK JIN			
Scorers:	1-0 63' K.ANSARIFARD(10)			
Referee:	NAWAF SHUKRALLA (BHR)			
Assistant Referee:	KHALED RASHED ALALLAN (BHR), MHD JAWDAT NEHLAWI (SYR)			
4th Official:	MOHAMED ABDERREZAK BENOUSA (ALG)			
Substitution:	IRN: 46' out I.MOBALI(23), in M.NORI(17) 61' out M.NOSRATI(20), in GH.REZAEI(7) 90+1' out K.ANSARIFARD(10), in M.GHOLAMI(19)			
	PRK: 61' out M. IN GUK(11), in R. YONG GI(7) 65' out J. TAE SE(9), in P.CHOL MIN(21)			
Cautions:	IRN: 28' K.ANSARIFARD(10), 89' P.NOURI(18) 90+3' KH.HEIDARI(2)			
	PRK: 10' H.YONG JO(10), 13' P. NAM CHOL(4)			
Expulsions:				

UNITED ARAB EMIRATES v. IRAQ				0-1 (0-0)
16	15-01-2011	19:15	Doha	7,233
UAE:	1 M. NASER, 2 K.SEBIL, 4 S.KHATER, 5 AMER A., 7 A.WEHAIBI, 8 H.KAMALI, 10 I.MATAR, 11 A.KHALIL, 14 W. ABBAS, 15 I.HAMMADI, 17 Y.JABER			
IRQ:	4 QUSAI, 5 NASHAT.A, 7 EMAD.M, 10 YOUNIS.M, 11 HAWRA MOHAMMED, 12 MOHAMMED.K, 15 ALI H, 16 SAMAL, 17 ALAA A., 18 MAHDI.K, 21 AHMED.I			
Scorers:	0-1 90+3' W. ABBAS(14)			
Referee:	YUICHI NISHIMURA (JPN)			
Assistant Referee:	SAGARA TORU (JPN), NAGI TOSHIYUKI (JPN)			
4th Official:	KOVALENKO VALENTIN (UZB)			
Substitution:	UAE: 68' out A.KHALIL(11), in S.ALKAS(19) 74' out A.WEHAIBI(7), in M.KHAMIS(21) 84' out S.KHATER(4), in A.MUBARAK(16)			
	IRQ: 61' out EMAD.M(7), in KARRAR. J(13) 64' out HAWRA MOHAMMED(11), in BASEM A.(3) 74' out ALAA A.(17), in MUSTAFA K.(9)			
Cautions:	UAE: 59' I.MATAR(10)			
	IRQ: 53' AHMED.I(21)			
Expulsions:				

IRAQ v. DPR KOREA				1-0 (1-0)
23	19-01-2011	19:15	Doha	4,111
IRQ:	3 BASEM A., 4 QUSAI, 5 NASHAT A, 9 MUSTAFA K., 10 YOUNIS M, 12 MOHAMMED K, 13 KARRAR J, 15 ALI H, 16 SAMAL, 18 MAHDI K, 21 AHMED I			
PRK:	1 R. MYONG GUK, 2 C. JONG HYOK, 3 R. JUN IL, 4 P. NAM CHOL, 5 R. KWANG CHON, 7 R. YONG GI, 9 J. TAE SE, 10 H. YONG JO, 12 J. KWANG IK, 17 A. YONG HAK, 23 K. KUK JIN			
Scorers:	1-0 22' KARRAR. J(13)			
Referee:	SUBKHIDDIN MOHD SALLEH (MAS)			
Assistant Referee:	MU YUXIN (CHN), MOHD SABRI BIN MAT DAUD (MAS)			
4th Official:	ABDULLAH MOHAMED AL HILALI (OMA)			
Substitution:	IRQ: 73' out MUSTAFA K.(9), in ALAA A.(17) 77' out KARRAR. J(13), in HAWRA MOHAMMED(11) 90+4' out YOUNIS.M(10), in MUTHANA(20)			
	PRK: 48' out R. JUN IL(3), in NAM CHOL(14) 70' out K. KUK JIN(23), in M. IN GUK(11)			
Cautions:	PRK: 34' H.YONG JO(10)			
Expulsions:				

UNITED ARAB EMIRATES v. I.R. IRAN				0-3 (0-0)
24	19-01-2011	19:15	Doha	5,012
UAE:	1 M. NASER, 2 K.SEBIL, 4 S.KHATER, 5 AMER A., 7 A.WEHAIBI, 8 H.KAMALI, 10 I.MATAR, 11 A.KHALIL, 14 W. ABBAS, 15 I.HAMMADI, 17 Y.JABER			
IRN:	2 KH.HEIDARI, 3 F.TALEBI, 8 M.SHOJAEI, 11 E.HAJY SAFI, 13 M.BENGAR, 14 ANDRANIK T., 15 GH.HADADIFAR, 17 M.NORI, 19 M.GHOLAMI, 21 A.AFSHIN, 22 SH.GORDAN			
Scorers:	0-1 67' A.AFSHIN(21), 0-2 83' M.NORI(17), 0-3 90+3' W. ABBAS(14)			
Referee:	KIM DONG JIN (KOR)			
Assistant Referee:	JEONG HAE SANG (KOR), JANG JUNMO (KOR)			
4th Official:	NAWAF SHUKRALLA (BHR)			
Substitution:	UAE: 53' out A.WEHAIBI(7), in OMAR A.(23) 64' out AMER A.(5), in M.SHEHHI(9) 75' out A.KHALIL(11), in S.ALKATHIRI(20)			
	IRN: 46' out M.SHOJAEI(8), in GH.REZAEI(7) 59' out E.HAJY SAFI(11), in M.NOSRATI(20) 84' out M.GHOLAMI(19), in R.NOROZI(16)			
Cautions:	UAE: 70' H.KAMALI(8), 71' K.SEBIL(2) 75' M. NASER(1), 79' K.SEBIL(2)			
	IRN: 22' A.AFSHIN(21), 34' M.BENGAR(13) 51' GH.REZAEI(7), 75' A.AFSHIN(21)			
Expulsions:	UAE: 79' K.SEBIL(2)			
	IRN: 75' A.AFSHIN(21)			

	P	W	D	L	F	A	GD	PTS
I.R. IRAN	3	3	0	0	6	1	5	9
IRAQ	3	2	0	1	3	2	1	6
DPR KOREA	3	0	1	2	0	2	-2	1
UNITED ARAB EMIRATES	3	0	1	2	0	4	-4	1



MATCH DATA

Quarter Finals

JAPAN v. QATAR		3-2 (1-1)
25	21-01-2011 16:25 Doha	19,479
JPN:	1 KAWASHIMA, 2 INOHA, 4 KONNO, 5 NAGATOMO, 7 ENDO, 9 OKAZAKI, 10 KAGAWA, 11 MAEDA, 17 HASEBE, 18 HONDA, 22 YOSHIDA	
QAT:	1 QASEM, 2 HAMID, 4 LAWRENCE, 6 BILAL, 7 WESAM, 8 MESAAD, 12 Y. AHMED, 13 I. MAJED, 16 M. ELSAYED, 18 I. ALGHANIM, 23 SEBASTIAN	
Scorers:	0-1 13' SEBASTIAN(23), 1-1 29' KAGAWA(10), 1-2 63' FABIO(11), 2-2 71' KAGAWA(10), 3-2 90' INOHA(2)	
Referee:	SUBKHIDDIN MOHD SALLEH (MAS)	
Assistant Referee:	MU YUXIN (CHN), MOHD SABRI BIN MAT DAUD (MAS)	
4th Official:	ABDULLAH MOHAMED AL HILALI (OMA)	
Substitution:	<p>JPN: 64' out MAEDA(11), in IWAMASA(3) 90+3' out KAGAWA(10), in NAGATA(20)</p> <p>QAT: 14' out I. MAJED(13), in KH. MUFTAH(19) 59' out M. ELSAYED(16), in FABIO(11) 90+2' out MESAAD(8), in JARALLA(9)</p>	
Cautions:	<p>JPN: 33' ENDO(7), 46' YOSHIDA(22), 63' YOSHIDA(22)</p> <p>QAT: 49' I. ALGHANIM(18)</p>	
Expulsions:	JPN: 63' YOSHIDA(22)	

UZBEKISTAN v. JORDAN		2-1 (0-0)
26	21-01-2011 19:25 Doha	16,073
UZB:	2 BAKAEV, 3 MULLADJANOV, 6 S. JURAEV, 7 HAYDAROV, 8 DJEPAROV, 9 AKHMEDOV, 12 NESTEROV, 15 GEYNRIKH, 17 TURSUNOV, 18 KAPADZE, 19 KHASANOV	
JOR:	1 SHAFI, 2 MONEER, 3 SULIMAN, 4 BAHA, 5 ALDMEIRI, 7 AMER, 8 BASHAR, 10 ABUKESHEK, 15 SHADI, 18 HASAN, 21 A.HALEEM	
Scorers:	1-0 47' BAKAEV(2), 2-0 49' BAKAEV(2), 2-1 58' BASHAR(8)	
Referee:	ABDUL MALIK ABDUL BASHIR (SIN)	
Assistant Referee:	JEFFREY GOH (SIN), HAJA MAIDIN BIN A P PEER MOHAMED (SIN)	
4th Official:	YUICHI NISHIMURA (JPN)	
Substitution:	<p>UZB: 57' out KHASANOV(19), in ANDREEV(14) 62' out NESTEROV(12), in T. JURAEV(1) 70' out GEYNRIKH(15), in ISMAILOV(4)</p> <p>JOR: 64' out SHADI(15), in A.DEEB(14) 76' out ABUKESHEK(10), in A.HIJAH(23)</p>	
Cautions:	<p>UZB: 90+2' TURSUNOV(17)</p> <p>JOR: 74' SULIMAN(3)</p>	
Expulsions:		

	P	W	D	L	F	A	GD	PTS
JAPAN	1	1	0	0	3	2	1	3
UZBEKISTAN	1	1	0	0	2	1	1	3
KOREA REPUBLIC	1	1	0	0	1	0	1	3
AUSTRALIA	1	1	0	0	1	0	1	3
QATAR	1	0	0	1	2	3	-1	0
JORDAN	1	0	0	1	1	2	-1	0
I.R. IRAN	1	0	0	1	0	1	-1	0
IRAQ	1	0	0	1	0	1	-1	0

AUSTRALIA v. IRAQ		1-0 a.e.t. (0-0,0-0)
27	22-01-2011 16:25 Doha	7,889
AUS:	1 SCHWARZER, 2 NEILL, 3 CARNEY, 4 CAHILL, 6 OGNEN-OVSKI, 8 WILKSHIRE, 10 KEWELL, 14 HOLMAN, 15 JEDINAK, 16 VALERI, 17 MCKAY	
IRQ:	3 BASEM A., 4 QUSAI, 5 NASHAT.A, 7 EMAD.M, 10 YOUNIS.M, 11 HAWRA MOHAMMED, 12 MOHAMMED.K, 14 SALAM SH., 15 ALI H, 16 SAMAL, 18 MAHDI.K	
Scorers:	1-0 118' KEWELL(10)	
Referee:	ABDULRAHMAN ABDOU (QAT)	
Assistant Referee:	MOHAMMAD JABER DHARMAN (QAT), HASSAN RASHID ALTHAWADI (QAT)	
4th Official:	KIM DONG JIN (KOR)	
Substitution:	AUS: 90+2' out CAHILL(4), in MCDONALD(9) 102' out HOLMAN(14), in BURNS(11) 109' out CARNEY(3), in KILKENNY(22)	
	IRQ: 63' out MAHDI.K(18), in MUSTAFA K.(9) 75' out SALAM SH.(14), in AHMED.I(21) 86' out HAWRA MOHAMMED(11), in ALAAA.(17)	
Cautions:	AUS: 68' JEDINAK(15), 90+1' CARNEY(3) 115' NEILL(2), 118' KEWELL(10)	
	IRQ: 1' NASHAT.A(5), 43' YOUNIS.M(10) 54' ALI H(15), 84' BASEM A.(3)	
Expulsions:		

I.R. IRAN v. KOREA REPUBLIC		0-1 a.e.t. (0-0,0-0)
28	22-01-2011 19:25 Doha	7,111
IRN:	1 S.M.RAHMATI, 4 S.J.HOSSEINI, 5 H.AGHILI, 6 J.NEKONAM, 7 GH.REZAEI, 9 M.R.KHALATBARI, 10 K.ANSARIFARD, 11 E.HAJY SAFI, 14 ANDRANIK T., 18 P.NOURI, 20 M.NOSRATI	
KOR:	1 SUNGRYONG, 3 JAEWON, 6 YONGRAE, 7 JISUNG, 10 DONGWON, 12 YOUNGPYO, 13 JACHEOL, 14 JUNGSOO, 16 SUNGYUENG, 17 CHUNGYONG, 22 DURI	
Scorers:	0-1 105' BITGARAM(8)	
Referee:	RAVSHAN IRMATOV (UZB)	
Assistant Referee:	ABDUKHAMIDULLO RASULOV (UZB), RAFAEL ILYASOV (UZB)	
4th Official:	NAWAF SHUKRALLA (BHR)	
Substitution:	IRN: 46' out M.NOSRATI(20), in KH.HEIDARI(2) 75' out K.ANSARIFARD(10), in M.SHOJAEI(8) 109' out P.NOURI(18), in M.GHOLAMI(19)	
	KOR: 81' out JACHEOL(13), in BITGARAM(8) 111' out SUNGYUENG(16), in JEONGHO(15) 117' out JISUNG(7), in KIHUN(19)	
Cautions:	IRN: 27' ANDRANIK T.(14) 105' M.SHOJAEI(8)	
	KOR: 77' JUNGSOO(14) 116' BITGARAM(8) 120+1' CHUNGYONG(17)	
Expulsions:		



MATCH DATA

Semi Finals

JAPAN v. KOREA REPUBLIC		2-2 a.e.t. (1-1,1-1)3-0 PSO	
29	25-01-2011 16:25 Doha	16,171	
JPN:	1 KAWASHIMA, 3 IWAMASA, 4 KONNO, 5 NAGATOMO, 6 UCHIDA, 7 ENDO, 9 OKAZAKI, 10 KAGAWA, 11 MAEDA, 17 HASEBE, 18 HONDA		
KOR:	1 SUNGRYONG, 3 JAEWON, 4 YOUNGHYUNG, 6 YONGRAE, 7 JISUNG, 10 DONGWON, 12 YOUNGPYO, 13 JACHEOL, 16 SUNGYUENG, 17 CHUNGYONG, 22 DURU		
Scorers:	0-1 23' SUNGYUENG(16) Pen, 1-1 36' MAEDA(11), 2-1 97' HOSOGAI(13), 2-2 120' JAEWON(3)		
Penalty Shoot-out:	1-0 HONDA(18), 2-0 OKAZAKI(9), 2-0 NAGATOMO(5, missed), 3-0 KONNO(4), 3-0 JEONGHO(15, missed)		
Referee:	KHALIL AL GHAMDI (KSA)		
Assistant Referee:	HASSAN KAMRANIFAR (IRN), REZA SOKHANDAN (IRN)		
4th Official:	ABDULRAHMAN ABDU (QAT)		
Substitution:	<p>JPN: 87' out KAGAWA(10), in HOSOGAI(13) 105' out MAEDA(11), in INOHA(2) 117' out HASEBE(17), in T. HONDA(15)</p> <p>KOR: 66' out DONGWON(10), in JEONGHO(15) 82' out CHUNGYONG(17), in HEUNGMIN(11) 103' out YOUNGHYUNG(4), in SHINWOOK(20)</p>		
Cautions:	<p>JPN: 53' UCHIDA(6), 84' NAGATOMO(5), 85' IWAMASA(3)</p> <p>KOR: 13' JISUNG(7), 64' YOUNGHYUNG(4), 102' DURU(22)</p>		
Expulsions:			

UZBEKISTAN v. AUSTRALIA		0-6 (0-2)	
30	25-01-2011 19:25 Doha	24,826	
UZB:	1 T. JURAEV, 2 BAKAEV, 4 ISMAILOV, 6 S. JURAEV, 7 HAYDAROV, 8 DJEPAROV, 9 AKHMEDOV, 16 SHATSKIKH, 18 KAPADZE, 19 KHASANOV, 22 KARPENKO		
AUS:	1 SCHWARZER, 2 NEILL, 3 CARNEY, 4 CAHILL, 6 OGNENOVSKI, 8 WILKSHIRE, 10 KEWELL, 14 HOLMAN, 15 JEDINAK, 16 VALERI, 17 MCKAY		
Scorers:	0-1 5' KEWELL(10), 0-2 35' OGNENOVSKI(6), 0-3 65' CARNEY(3), 0-4 73' EMERTON(7), 0-5 82' VALERI(16), 0-6 83' KRUSE(23)		
Referee:	ALI HAMAD ALBADWAWI (UAE)		
Assistant Referee:	SALEH MOHAMED AL MARZOUQI (UAE), YASER MARAD (KUW)		
4th Official:	NAWAF SHUKRALLA (BHR)		
Substitution:	<p>UZB: 55' out KHASANOV(19), in BIKMAEV(11) 59' out SHATSKIKH(16), in TURSUNOV(17) 71' out KARPENKO(22), in IBRAGIMOV(5)</p> <p>AUS: 53' out KEWELL(10), in KRUSE(23) 61' out HOLMAN(14), in EMERTON(7) 71' out CAHILL(4), in KILKENNY(22)</p>		
Cautions:	<p>UZB: 56' BAKAEV(2), 67' HAYDAROV(7)</p> <p>AUS: 15' WILKSHIRE(8), 38' VALERI(16), 71' CARNEY(3)</p>		
Expulsions:	UZB: 67' BAKAEV(2)		

	P	W	D	L	F	A	GD	PTS
AUSTRALIA	1	1	0	0	6	0	6	3
KOREA REPUBLIC	1	0	1	0	2	2	0	1
JAPAN	1	0	1	0	2	2	0	1
UZBEKISTAN	1	0	0	1	0	6	-6	0



3rd/4th Placing

UZBEKISTAN v. KOREA REPUBLIC				2-3 (1-3)
31	28-01-2011	18:00	Doha	8,199
UZB:	3 MULLADJANOV, 7 HAYDAROV, 8 DJEPAROV, 9 AKHMEDOV, 12 NESTEROV, 13 NOVKAROV, 14 ANDREEV, 15 GEYNIKH, 17 TURSUNOV, 18 KAPADZE, 22 KARPENKO			
KOR:	1 SUNGRYONG, 3 JAEWON, 6 YONGRAE, 10 DONGWON, 12 YOUNGPYO, 13 JACHEOL, 14 JUNGSOO, 15 JEONGHO, 16 SUNGYUENG, 17 CHUNGYONG, 22 DURU			
Scorers:	0-1 18' JACHEOL(13), 0-2 28' DONGWON(10), 0-3 39' DONGWON(10), 1-3 45' GEYNIKH(15) Pen, 2-3 53' GEYNIKH(15)			
Referee:	ABDUL MALIK ABDUL BASHIR (SIN)			
Assistant Referee:	JEFFREY GOH (SIN), HAJA MAIDIN BIN A P PEER MOHAMED (SIN)			
4th Official:	ABDULRAHMAN ABDOU (QAT)			
Substitution:	UZB: 77' out NOVKAROV(13), in SALOMOV(10) 87' out KARPENKO(22), in KHASANOV(19)			
	KOR: 53' out JACHEOL(13), in BITGARAM(8) 60' out CHUNGYONG(17), in HEUNGMIN(11) 78' out JEONGHO(15), in TAEHWI(5)			
Cautions:	UZB: 85' SALOMOV(10), 87' MULLADJANOV(3) 90' GEYNIKH(15)			
	KOR: 44' JAEWON(3), 57' SUNGYUENG(16) 90+3' YOUNGPYO(12)			
Expulsions:				

	P	W	D	L	F	A	GD	PTS
KOREA REPUBLIC	1	1	0	0	3	2	1	3
UZBEKISTAN	1	0	0	1	2	3	-1	0

Final

AUSTRALIA v. JAPAN				0-1 a.e.t. (0-0,0-0)
32	29-01-2011	18:00	Doha	37,174
AUS:	1 SCHWARZER, 2 NEILL, 3 CARNEY, 4 CAHILL, 6 OGNENOVSKI, 8 WILKSHIRE, 10 KEWELL, 14 HOLMAN, 15 JEDINAK, 16 VALERI, 17 MCKAY			
JPN:	1 KAWASHIMA, 4 KONNO, 5 NAGATOMO, 6 UCHIDA, 7 ENDO, 9 OKAZAKI, 11 MAEDA, 14 FUJIMOTO, 17 HASEBE, 18 HONDA, 22 YOSHIDA			
Scorers:	0-1 109' LEE(19)			
Referee:	RAVSHAN IRMATOV (UZB)			
Assistant Referee:	ABDUKHAMIDULLO RASULOV (UZB), RAFAEL ILYASOV (UZB)			
4th Official:	SUBKHIDDIN MOHD SALLEH (MAS)			
Substitution:	AUS: 65' out HOLMAN(14), in EMERTON(7) 103' out KEWELL(10), in KRUSE(23) 109' out CAHILL(4), in KILKENNY(22)			
	JPN: 56' out FUJIMOTO(14), in IWAMASA(3) 98' out MAEDA(11), in LEE(19) 120' out UCHIDA(6), in INOHA(2)			
Cautions:	AUS: 16' VALERI(16) 39' HOLMAN(14) 112' MCKAY(17)			
Expulsions:				

	P	W	D	L	F	A	GD	PTS
JAPAN	1	1	0	0	1	0	1	3
AUSTRALIA	1	0	0	1	0	1	-1	0



OFFICIAL AFC Asian Cup Qatar 2011™ AWARDS

Champions - Japan





**AFC FAIRPLAY AWARD FOR
THE AFC ASIAN CUP QATAR 2011™**

KOREA REPUBLIC



**THE ABDULLAH AL DABAL MVP OF
THE AFC ASIAN CUP QATAR 2011™**

KEISUKE HONDA (Japan)



**KONICA MINOLTA TOP GOAL SCORER FOR
THE AFC ASIAN CUP QATAR 2011™**

KOO JA CHEOL (Korea Rep)

GENERAL STATISTICS

How Goals Were Scored

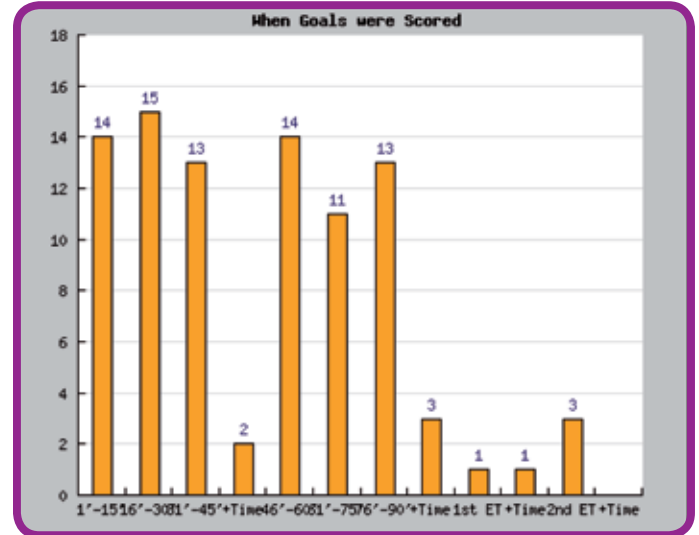
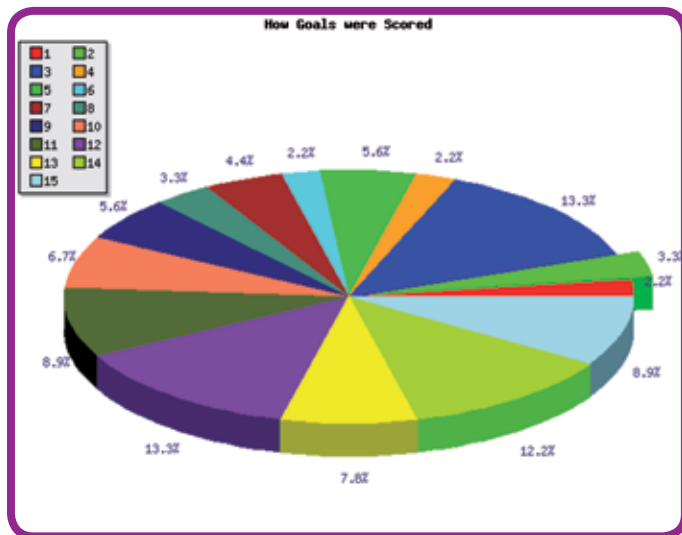
Tournament: AFC ASIAN CUP- QATAR 2011
Stage: Finals
Division: 3rd/4th Placing, Semi Finals, Quarter Finals, Group Stage, Final

No.	Goal Type	Goals	Percentage
1	After a corner kick - Left side	2	2.2%
2	After a corner kick - Right side	3	3.3%
3	Combo Play	12	13.3%
4	Counter Attack	2	2.2%
5	Defence Splitting Pass	5	5.6%
6	Defensive Error	2	2.2%
7	Diagonal Ball into Penalty	4	4.4%
8	Exceptional Finish	3	3.3%
9	Following a Free-kick	5	5.6%
10	From a direct free-kick	6	6.7%
11	Rebound	8	8.9%
12	Run/breakthrough on the wings - Left side	12	13.3%
13	Run/breakthrough on the wings - Right side	7	7.8%
14	Solo Performance	11	12.2%
15	Penalty	8	8.9%
	Total	90	

When Goals Were Scored

Tournament: AFC ASIAN CUP- QATAR 2011
Stage: Finals
Division: 3rd/4th Placing, Semi Finals, Quarter Finals, Group Stage, Final

Time	Count
1'-15'	14
16'-30'	15
31'-45'	13
Add.Time	2
46'-60'	14
61'-75'	11
76'-90'	13
Add.Time	3
1st Half Extra Time	1
Add.Time	1
2nd Half Extra Time	3
Add.Time	0
Total	90



Where Goals Were Scored

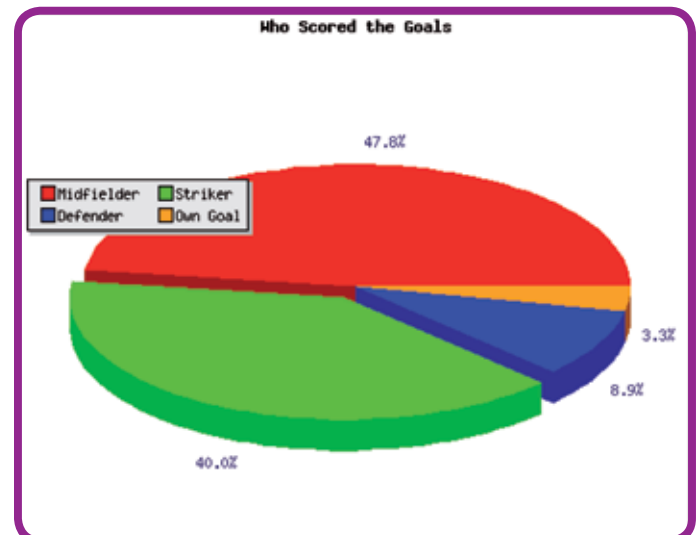
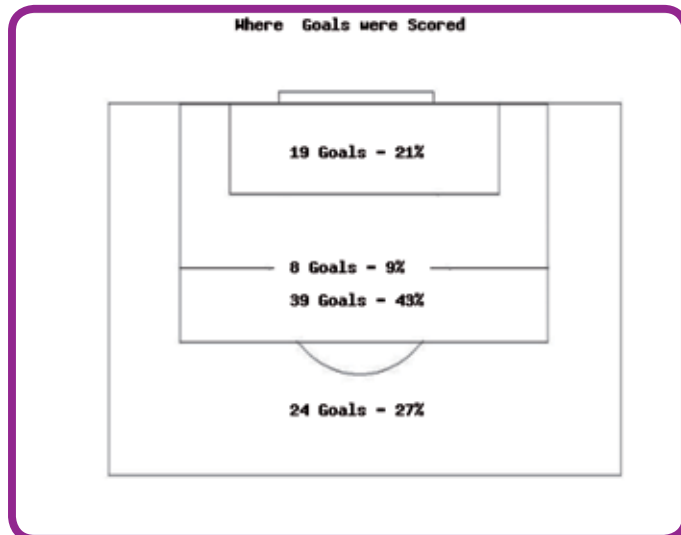
Tournament: AFC ASIAN CUP- QATAR 2011
Stage: Finals
Division: 3rd/4th Placing, Semi Finals, Quarter Finals, Group Stage, Final

From Where	Goals	Percentage
Penalty spot	8	9%
Inside Goal Area	19	21%
Outside Penalty Area	24	27%
Inside the Penalty Area	39	43%
Total	90	

Who Scored The Goals

Tournament: AFC ASIAN CUP- QATAR 2011
Stage: Finals
Division: 3rd/4th Placing, Semi Finals, Quarter Finals, Group Stage, Final

By Whom	Goals	Percentage
Midfielder	43	48%
Striker	36	40%
Defender	8	9%
Own Goal	3	3%
Total	90	



GENERAL STATISTICS

List of Goalscorers

Player	Country	Goals
KOO JA CHEOL	KOREA, REPUBLIC	5 (G), 0 (PK), 0 (Own), 5 (total)
ISMAEEL ABDULATIF	BAHRAIN	4 (G), 0 (PK), 0 (Own), 4 (total)
JI DONG WON	KOREA, REPUBLIC	4 (G), 0 (PK), 0 (Own), 4 (total)
ALEXANDER GEYNIKH	UZBEKISTAN	2 (G), 1 (PK), 0 (Own), 3 (total)
HARRY KEWELL	AUSTRALIA	3 (G), 0 (PK), 0 (Own), 3 (total)
RYOICHI MAEDA	JAPAN	3 (G), 0 (PK), 0 (Own), 3 (total)
SHINJI OKAZAKI	JAPAN	3 (G), 0 (PK), 0 (Own), 3 (total)
ABDULRAZAK AL HUSEIN	SYRIAN ARAB REPUBLIC	2 (G), 0 (PK), 0 (Own), 2 (total)
FABIO CESAR	QATAR	2 (G), 0 (PK), 0 (Own), 2 (total)
FAOUZI AAISH	BAHRAIN	0 (G), 2 (PK), 0 (Own), 2 (total)
MILE JEDINAK	AUSTRALIA	2 (G), 0 (PK), 0 (Own), 2 (total)
ODIL AKHMEDOV	UZBEKISTAN	2 (G), 0 (PK), 0 (Own), 2 (total)
SERVER DJEPAROV	UZBEKISTAN	2 (G), 0 (PK), 0 (Own), 2 (total)
SHINJI KAGAWA	JAPAN	2 (G), 0 (PK), 0 (Own), 2 (total)
SUNIL CHHETRI	INDIA	1 (G), 1 (PK), 0 (Own), 2 (total)
TIM CAHILL	AUSTRALIA	2 (G), 0 (PK), 0 (Own), 2 (total)
ULUGBEK BAKAEV	UZBEKISTAN	2 (G), 0 (PK), 0 (Own), 2 (total)
YUSEF AHMED	QATAR	2 (G), 0 (PK), 0 (Own), 2 (total)
ARASH AFSHIN	I.R. IRAN	1 (G), 0 (PK), 0 (Own), 1 (total)
BADER AL MUTWA	KUWAIT	0 (G), 1 (PK), 0 (Own), 1 (total)
BAHA' ABDELRAHMAN	JORDAN	1 (G), 0 (PK), 0 (Own), 1 (total)
BASHAR BANI YASEEN	JORDAN	1 (G), 0 (PK), 0 (Own), 1 (total)
BILAL MOHAMMED	QATAR	1 (G), 0 (PK), 0 (Own), 1 (total)
BRETT EMERTON	AUSTRALIA	1 (G), 0 (PK), 0 (Own), 1 (total)
BRETT HOLMAN	AUSTRALIA	1 (G), 0 (PK), 0 (Own), 1 (total)
CARL VALERI	AUSTRALIA	1 (G), 0 (PK), 0 (Own), 1 (total)
DAVID CARNEY	AUSTRALIA	1 (G), 0 (PK), 0 (Own), 1 (total)
DENG ZHUOXIANG	CHINA P.R.	1 (G), 0 (PK), 0 (Own), 1 (total)
FIRAS AL KHATIB	SYRIAN ARAB REPUBLIC	0 (G), 1 (PK), 0 (Own), 1 (total)

Player	Country	Goals
GHOLAM REZA REZAEI	I.R. IRAN	1 (G), 0 (PK), 0 (Own), 1 (total)
GOURAMANGI SINGH	INDIA	1 (G), 0 (PK), 0 (Own), 1 (total)
HAJIME HOSOGAI	JAPAN	1 (G), 0 (PK), 0 (Own), 1 (total)
HAO JUNMIN	CHINA P.R.	1 (G), 0 (PK), 0 (Own), 1 (total)
HASAN ABDEL FATTAH	JORDAN	1 (G), 0 (PK), 0 (Own), 1 (total)
HWANG JAE WON	KOREA, REPUBLIC	1 (G), 0 (PK), 0 (Own), 1 (total)
IMAN MOBALI	I.R. IRAN	1 (G), 0 (PK), 0 (Own), 1 (total)
KARIM ANSARI FARD	I.R. IRAN	1 (G), 0 (PK), 0 (Own), 1 (total)
KEISUKE HONDA	JAPAN	0 (G), 1 (PK), 0 (Own), 1 (total)
KERRAR JASIM	IRAQ	1 (G), 0 (PK), 0 (Own), 1 (total)
KI SUNG YUENG	KOREA, REPUBLIC	0 (G), 1 (PK), 0 (Own), 1 (total)
MAKOTO HASEBE	JAPAN	1 (G), 0 (PK), 0 (Own), 1 (total)
MAKSIM SHATSKIKH	UZBEKISTAN	1 (G), 0 (PK), 0 (Own), 1 (total)
MASAHIKO INOHA	JAPAN	1 (G), 0 (PK), 0 (Own), 1 (total)
MAYA YOSHIDA	JAPAN	1 (G), 0 (PK), 0 (Own), 1 (total)
MOHAMAD AL ZINO	SYRIAN ARAB REPUBLIC	1 (G), 0 (PK), 0 (Own), 1 (total)
MOHAMED EL SAYED	QATAR	1 (G), 0 (PK), 0 (Own), 1 (total)
MOHAMMAD NORI	I.R. IRAN	1 (G), 0 (PK), 0 (Own), 1 (total)
ODAI AL SAIFY	JORDAN	1 (G), 0 (PK), 0 (Own), 1 (total)
ROBBIE KRUSE	AUSTRALIA	1 (G), 0 (PK), 0 (Own), 1 (total)
SASA OGNENOVSKI	AUSTRALIA	1 (G), 0 (PK), 0 (Own), 1 (total)
SEBASTIAN SURIA	QATAR	1 (G), 0 (PK), 0 (Own), 1 (total)
SON HEUNG MIN	KOREA, REPUBLIC	1 (G), 0 (PK), 0 (Own), 1 (total)
TADANARI LEE	JAPAN	1 (G), 0 (PK), 0 (Own), 1 (total)
TAISEER AL JASSAM	SAUDI ARABIA	1 (G), 0 (PK), 0 (Own), 1 (total)
YOON BIT GA RAM	KOREA, REPUBLIC	1 (G), 0 (PK), 0 (Own), 1 (total)
YOUNUS MAHMOOD	IRAQ	1 (G), 0 (PK), 0 (Own), 1 (total)
YU HAI	CHINA P.R.	1 (G), 0 (PK), 0 (Own), 1 (total)
ZHANG LINPENG	CHINA P.R.	1 (G), 0 (PK), 0 (Own), 1 (total)

GENERAL STATISTICS

Tournament Report : Spectators

Date	Fixture	Group	Venue	Spectators	Capacity	%
1/29/2011	AUSTRALIA vs JAPAN	AFC ASIAN CUP 2011, Finals	Khalifa Stadium, Doha	37,174	40194	92%
1/7/2011	QATAR vs UZBEKISTAN	AFC ASIAN CUP 2011, Finals	Khalifa Stadium, Doha	37,143	40194	92%
1/12/2011	CHINA P.R. vs QATAR	AFC ASIAN CUP 2011, Finals	Khalifa Stadium, Doha	30,778	40194	77%
1/16/2011	QATAR vs KUWAIT	AFC ASIAN CUP 2011, Finals	Khalifa Stadium, Doha	28,339	40194	71%
1/25/2011	UZBEKISTAN vs AUSTRALIA	AFC ASIAN CUP 2011, Finals	Khalifa Stadium, Doha	24,826	40194	62%
1/21/2011	JAPAN vs QATAR	AFC ASIAN CUP 2011, Finals	Al-Gharafa Stadium, Doha	19,479	21930	89%
1/13/2011	JORDAN vs SAUDI ARABIA	AFC ASIAN CUP 2011, Finals	Al-Rayyan Stadium, Doha	17,349	21890	79%
1/25/2011	JAPAN vs KOREA REPUBLIC	AFC ASIAN CUP 2011, Finals	Al-Gharafa Stadium, Doha	16,171	21930	74%
1/21/2011	UZBEKISTAN vs JORDAN	AFC ASIAN CUP 2011, Finals	Khalifa Stadium, Doha	16,073	40194	40%
1/9/2011	SAUDI ARABIA vs SYRIA	AFC ASIAN CUP 2011, Finals	Al-Rayyan Stadium, Doha	15,768	21890	72%
1/14/2011	AUSTRALIA vs KOREA REPUBLIC	AFC ASIAN CUP 2011, Finals	Al-Gharafa Stadium, Doha	15,526	21930	71%
1/18/2011	KOREA REPUBLIC vs INDIA	AFC ASIAN CUP 2011, Finals	Al-Gharafa Stadium, Doha	11,366	21930	52%
1/14/2011	BAHRAIN vs INDIA	AFC ASIAN CUP 2011, Finals	Al-Sadd Stadium, Doha	11,032	13429	82%
1/11/2011	IRAQ vs I.R. IRAN	AFC ASIAN CUP 2011, Finals	Al-Rayyan Stadium, Doha	10,478	21890	48%
1/13/2011	SYRIA vs JAPAN	AFC ASIAN CUP 2011, Finals	Qatar Sports Club Stadium, Doha	10,453	12419	84%
1/17/2011	JORDAN vs SYRIA	AFC ASIAN CUP 2011, Finals	Qatar Sports Club Stadium, Doha	9,849	12419	79%
1/10/2011	INDIA vs AUSTRALIA	AFC ASIAN CUP 2011, Finals	Al-Sadd Stadium, Doha	9,783	13429	73%
1/28/2011	UZBEKISTAN vs KOREA REPUBLIC	AFC ASIAN CUP 2011, Finals	Al-Sadd Stadium, Doha	8,199	13429	61%
1/22/2011	AUSTRALIA vs IRAQ	AFC ASIAN CUP 2011, Finals	Al-Sadd Stadium, Doha	7,889	13429	59%
1/8/2011	KUWAIT vs CHINA P.R.	AFC ASIAN CUP 2011, Finals	Al-Gharafa Stadium, Doha	7,423	21930	34%
1/15/2011	UNITED ARAB EMIRATES vs IRAQ	AFC ASIAN CUP 2011, Finals	Al-Rayyan Stadium, Doha	7,233	21890	33%
1/22/2011	I.R. IRAN vs KOREA REPUBLIC	AFC ASIAN CUP 2011, Finals	Qatar Sports Club Stadium, Doha	7,111	12419	57%
1/10/2011	KOREA REPUBLIC vs BAHRAIN	AFC ASIAN CUP 2011, Finals	Al-Gharafa Stadium, Doha	6,669	21930	30%
1/15/2011	I.R. IRAN vs DPR KOREA	AFC ASIAN CUP 2011, Finals	Qatar Sports Club Stadium, Doha	6,488	12419	52%
1/9/2011	JAPAN vs JORDAN	AFC ASIAN CUP 2011, Finals	Qatar Sports Club Stadium, Doha	6,255	12419	50%
1/19/2011	UNITED ARAB EMIRATES vs I.R. IRAN	AFC ASIAN CUP 2011, Finals	Qatar Sports Club Stadium, Doha	5,012	12419	40%
1/19/2011	IRAQ vs DPR KOREA	AFC ASIAN CUP 2011, Finals	Al-Rayyan Stadium, Doha	4,111	21890	19%
1/18/2011	AUSTRALIA vs BAHRAIN	AFC ASIAN CUP 2011, Finals	Al-Sadd Stadium, Doha	3,919	13429	29%
1/11/2011	DPR KOREA vs UNITED ARAB EMIRATES	AFC ASIAN CUP 2011, Finals	Qatar Sports Club Stadium, Doha	3,639	12419	29%
1/16/2011	CHINA P.R. vs UZBEKISTAN	AFC ASIAN CUP 2011, Finals	Al-Gharafa Stadium, Doha	3,529	21930	16%
1/12/2011	UZBEKISTAN vs KUWAIT	AFC ASIAN CUP 2011, Finals	Al-Gharafa Stadium, Doha	3,481	21930	16%
1/17/2011	SAUDI ARABIA vs JAPAN	AFC ASIAN CUP 2011, Finals	Al-Rayyan Stadium, Doha	2,022	21890	9%
			Total Attendance:	404,567		

Actual Playing Time

Date	Venue	TeamA vs TeamB	Actual Playing Time
Groups Stage			
07-January-2011	Khalifa Stadium	QATAR vs UZBEKISTAN	51:59
08-January-2011	Al-Gharafa Stadium	KUWAIT vs CHINA P.R.	58:51
12-January-2011	Al-Gharafa Stadium	UZBEKISTAN vs KUWAIT	53:49
12-January-2011	Khalifa Stadium	CHINA P.R. vs QATAR	47:18
16-January-2011	Khalifa Stadium	QATAR vs KUWAIT	39:54
16-January-2011	Al-Gharafa Stadium	CHINA P.R. vs UZBEKISTAN	54:56
09-January-2011	Al-Rayyan Stadium	SAUDI ARABIA vs SYRIA	57:56
09-January-2011	Qatar Sports Club Stadium	JAPAN vs JORDAN	53:18
13-January-2011	Qatar Sports Club Stadium	SYRIA vs JAPAN	51:27
13-January-2011	Al-Rayyan Stadium	JORDAN vs SAUDI ARABIA	53:16
17-January-2011	Al-Rayyan Stadium	SAUDI ARABIA vs JAPAN	64:08
17-January-2011	Qatar Sports Club Stadium	JORDAN vs SYRIA	52:15
10-January-2011	Al-Gharafa Stadium	KOREA REPUBLIC vs BAHRAIN	48:23
10-January-2011	Al-Sadd Stadium	INDIA vs AUSTRALIA	61:30
14-January-2011	Al-Sadd Stadium	BAHRAIN vs INDIA	50:09
14-January-2011	Al-Gharafa Stadium	AUSTRALIA vs KOREA REPUBLIC	54:32
18-January-2011	Al-Gharafa Stadium	KOREA REPUBLIC vs INDIA	56:09
18-January-2011	Al-Sadd Stadium	AUSTRALIA vs BAHRAIN	57:48
11-January-2011	Al-Rayyan Stadium	IRAQ vs I.R. IRAN	45:56
11-January-2011	Qatar Sports Club Stadium	DPR KOREA vs UNITED ARAB EMIRATES	62:27
15-January-2011	Qatar Sports Club Stadium	I.R. IRAN vs DPR KOREA	54:34
15-January-2011	Al-Rayyan Stadium	UNITED ARAB EMIRATES vs IRAQ	49:06
19-January-2011	Al-Rayyan Stadium	IRAQ vs DPR KOREA	51:53
19-January-2011	Qatar Sports Club Stadium	UNITED ARAB EMIRATES vs I.R. IRAN	47:33
Quarter Finals			
21-January-2011	Khalifa Stadium	UZBEKISTAN vs JORDAN	45:18
22-January-2011	Al-Sadd Stadium	AUSTRALIA vs IRAQ	53:05
21-January-2011	Al-Gharafa Stadium	JAPAN vs QATAR	51:55
22-January-2011	Qatar Sports Club Stadium	I.R. IRAN vs KOREA REPUBLIC	51:33
Semi Finals			
25-January-2011	Khalifa Stadium	UZBEKISTAN vs AUSTRALIA	60:26
25-January-2011	Al-Gharafa Stadium	JAPAN vs KOREA REPUBLIC	50:39
3rd/4th Placing			
28-January-2011	Al-Sadd Stadium	UZBEKISTAN vs KOREA REPUBLIC	59:14
Final			
29-January-2011	Khalifa Stadium	AUSTRALIA vs JAPAN	52:50

GENERAL STATISTICS

Yellow & Red Cards Report:

Group A

	CHINA P.R.	KUWAIT	QATAR	UZBEKISTAN
Group A	[3 Matches]	[3 Matches]	[3 Matches]	[3 Matches]
Total cards	6	10	7	5
Yellow cards	6	9	7	5
Red cards (indirect)	0	0	0	0
Red cards (direct)	0	1	0	0

Group B

	JAPAN	JORDAN	SAUDI ARABIA	SYRIA
Group B	[3 Matches]	[3 Matches]	[3 Matches]	[3 Matches]
Total cards	5	8	5	12
Yellow cards	4	8	5	11
Red cards (indirect)	0	0	0	1
Red cards (direct)	1	0	0	0

Group C

	AUSTRALIA	BAHRAIN	INDIA	KOREA REPUBLIC
Group C	[3 Matches]	[3 Matches]	[3 Matches]	[3 Matches]
Total cards	5	8	3	4
Yellow cards	5	7	3	3
Red cards (indirect)	0	1	0	0
Red cards (direct)	0	0	0	1

Group D

	DPR KOREA	I.R. IRAN	IRAQ	UNITED ARAB EMIRATES
Group D	[3 Matches]	[3 Matches]	[3 Matches]	[3 Matches]
Total cards	5	8	2	7
Yellow cards	5	7	2	6
Red cards (indirect)	0	1	0	1
Red cards (direct)	0	0	0	0

Quarter Finals

	AUSTRALIA	I.R. IRAN	IRAQ	JAPAN	JORDAN	KOREA REPUBLIC	QATAR	UZBEKISTAN
Quarter Finals	[1 Matches]	[1 Matches]	[1 Matches]	[1 Matches]	[1 Matches]	[1 Matches]	[1 Matches]	[1 Matches]
Total cards	4	2	4	4	1	3	1	1
Yellow cards	4	2	4	3	1	3	1	1
Red cards (indirect)	0	0	0	1	0	0	0	0
Red cards (direct)	0	0	0	0	0	0	0	0

Semi Finals

	AUSTRALIA	JAPAN	KOREA REPUBLIC	UZBEKISTAN
Semi Finals	[1 Matches]	[1 Matches]	[1 Matches]	[1 Matches]
Total cards	3	3	3	4
Yellow cards	3	3	3	3
Red cards (indirect)	0	0	0	1
Red cards (direct)	0	0	0	0

3rd/4th Placing

	KOREA REPUBLIC	UZBEKISTAN
3rd/4th Placing	[1 Matches]	[1 Matches]
Total cards	3	3
Yellow cards	3	3
Red cards (indirect)	0	0
Red cards (direct)	0	0

Final

	AUSTRALIA	JAPAN
3rd/4th Placing	[1 Matches]	[1 Matches]
Total cards	3	0
Yellow cards	3	0
Red cards (indirect)	0	0
Red cards (direct)	0	0

Overall

	Overall	Total cards	Yellow cards	Red cards (indirect)	Red cards (direct)
AUSTRALIA	[6 Matches]	15	15	0	0
BAHRAIN	[3 Matches]	8	7	1	0
CHINA P.R.	[3 Matches]	6	6	0	0
DPR KOREA	[3 Matches]	5	5	0	0
I.R. IRAN	[4 Matches]	10	9	1	0
INDIA	[3 Matches]	3	3	0	0
IRAQ	[4 Matches]	6	6	0	0
JAPAN	[6 Matches]	12	10	1	1
JORDAN	[4 Matches]	9	9	0	0
KOREA REPUBLIC	[6 Matches]	13	12	0	1
KUWAIT	[3 Matches]	10	9	0	1
QATAR	[4 Matches]	8	8	0	0
SAUDI ARABIA	[3 Matches]	5	5	0	0
SYRIA	[3 Matches]	12	11	1	0
UNITED ARAB EMIRATES	[3 Matches]	7	6	1	0
UZBEKISTAN	[6 Matches]	13	12	1	0

GENERAL STATISTICS

Fair Play Report

Group A

Team	7/1/2011	8/1/2011	12/1/2011	16-01-2011	Total
UZBEKISTAN	9		7.75	9	25.75
QATAR	8.75		8	7.5	24.25
CHINA P.R.		9.25	7.75	6.5	23.5
KUWAIT		7.5	8	6	21.5

Group B

Team	9/1/2011	13-01-2011	17-01-2011	Total
SAUDI ARABIA	8.25	8.75	8.25	25.25
JAPAN	10	5.63	9	24.63
JORDAN	9.5	8	7	24.5
SYRIA	7.5	5.38	7	19.88

Group C

Team	10/1/2011	14-01-2011	18-01-2011	Total
KOREA REPUBLIC	8	9.5	9.75	27.25
INDIA	8.5	8	9.5	26
AUSTRALIA	8.5	9	8	25.5
BAHRAIN	8.5	7.75	7	23.25

Group D

Team	11/1/2011	15-01-2011	19-01-2011	Total
IRAQ	9.75	9.25	10	29
DPR KOREA	8	8	9.75	25.75
I.R. IRAN	10	7.75	5	22.75
UNITED ARAB EMIRATES	8.25	9	4.75	22

Quarter Finals

Team	21-01-2011	22-01-2011	Total
KOREA REPUBLIC		9	36.25
IRAQ		6.75	35.75
UZBEKISTAN	8.75		34.5
AUSTRALIA		7.75	33.25
JORDAN	8.5		33
QATAR	8		32.25
I.R. IRAN		9.25	32
JAPAN	7.25		31.88

Semi Finals

Team	25-01-2011	Total
KOREA REPUBLIC	9	45.25
UZBEKISTAN	8	42.5
JAPAN	9.25	41.13
AUSTRALIA	6.75	40

3rd/4th Placing

Team	28-01-2011	Total
KOREA REPUBLIC	9	54.25
UZBEKISTAN	9	51.5

Final

Team	29-01-2011	Total
JAPAN	8.5	49.63
AUSTRALIA	7.75	47.75

Fair Play Report

Team	Total
KOREA REPUBLIC	54.25
UZBEKISTAN	51.5
JAPAN	49.63
AUSTRALIA	47.75
IRAQ	35.75
JORDAN	33
QATAR	32.25
I.R. IRAN	32
INDIA	26
DPR KOREA	25.75
SAUDI ARABIA	25.25
CHINA P.R.	23.5
BAHRAIN	23.25
UNITED ARAB EMIRATES	22
KUWAIT	21.5
SYRIA	19.88

GENERAL STATISTICS

Most Valuable Player Report:

Group A

Date	Fixture	Name (Country)
07 Jan,11	QATAR vs UZBEKISTAN	SERVER DJEPAROV - UZBEKISTAN
08 Jan,11	KUWAIT vs CHINA P.R.	DENG ZHUOXIANG - CHINA P.R.
12 Jan,11	UZBEKISTAN vs KUWAIT	SERVER DJEPAROV - UZBEKISTAN
12 Jan,11	CHINA P.R. vs QATAR	YUSEF AHMED - QATAR
16 Jan,11	QATAR vs KUWAIT	BILAL MOHAMMED - QATAR
16 Jan,11	CHINA P.R. vs UZBEKISTAN	SERVER DJEPAROV - UZBEKISTAN

Group B

Date	Fixture	Name (Country)
09 Jan,11	JAPAN vs JORDAN	AMER SHAFI - JORDAN
09 Jan,11	SAUDI ARABIA vs SYRIA	ABDULRAZAK AL HUSEIN - SYRIAN ARAB REPUBLIC
13 Jan,11	JORDAN vs SAUDI ARABIA	HASAN ABDEL FATTAH - JORDAN
13 Jan,11	SYRIA vs JAPAN	KEISUKE HONDA - JAPAN
17 Jan,11	SAUDI ARABIA vs JAPAN	SHINJI OKAZAKI - JAPAN
17 Jan,11	JORDAN vs SYRIA	ODAI AL SAIFY - JORDAN

Group C

Date	Fixture	Name (Country)
10 Jan,11	INDIA vs AUSTRALIA	TIM CAHILL - AUSTRALIA
10 Jan,11	KOREA REPUBLIC vs SAUDI ARABIA	KOO JA CHEOL - KOREA, REPUBLIC
14 Jan,11	AUSTRALIA vs KOREA REPUBLIC	PARK JI SUNG - KOREA, REPUBLIC
14 Jan,11	BAHRAIN vs INDIA	ISMAEEL ABDULATIF - SAUDI ARABIA
18 Jan,11	KOREA REPUBLIC vs INDIA	KOO JA CHEOL - KOREA, REPUBLIC
18 Jan,11	AUSTRALIA vs SAUDI ARABIA	MARK SCHWARZER - AUSTRALIA

Group D

Date	Fixture	Name (Country)
11 Jan,11	DPR KOREA vs UNITED ARAB EMIRATES	ISMAEIL MATAR - UNITED ARAB EMIRATES
11 Jan,11	IRAQ vs I.R. IRAN	IMAN MOBALI - I.R. IRAN
15 Jan,11	I.R. IRAN vs DPR KOREA	HADI AGHILI - I.R. IRAN
15 Jan,11	UNITED ARAB EMIRATES vs IRAQ	YOUNUS MAHMOOD - IRAQ
19 Jan,11	IRAQ vs DPR KOREA	QUSAY MUNEER - IRAQ
19 Jan,11	UNITED ARAB EMIRATES vs I.R. IRAN	ANDERANIK TEYMOURIAN - I.R. IRAN

Quarter Finals

Date	Fixture	Name (Country)
21 Jan, 11	UZBEKISTAN vs JORDAN	ULUGBEK BAKAEV - UZBEKISTAN
21 Jan, 11	JAPAN vs QATAR	SHINJI KAGAWA - JAPAN
22 Jan, 11	AUSTRALIA vs IRAQ	HARRY KEWELL - AUSTRALIA
22 Jan, 11	I.R. IRAN vs KOREA REPUBLIC	LEE YONG RAE - KOREA, REPUBLIC

Semi Finals

Date	Fixture	Name (Country)
25 Jan, 11	UZBEKISTAN vs AUSTRALIA	MATT MCKAY - AUSTRALIA
25 Jan, 11	JAPAN vs KOREA REPUBLIC	KEISUKE HONDA - JAPAN

3rd/4th Placing

Date	Fixture	Name (Country)
28 Jan, 11	UZBEKISTAN vs KOREA REPUBLIC	JI DONG WON - KOREA, REPUBLIC

Final

Date	Fixture	Name (Country)
29 Jan, 11	AUSTRALIA vs JAPAN	EIJI KAWASHIMA - JAPAN



PRELIMINARY COMPETITION RESULTS

Report: Group A

	P	W	D	L	F	A	GD	PTS
JAPAN	6	5	0	1	17	4	13	15
BAHRAIN	6	4	0	2	12	6	6	12
YEMEN	6	2	1	3	7	9	-2	7
HONG KONG	6	0	1	5	1	18	-17	1

No.	Date	Time	Team A	Score	Team B
1	20 Jan,09	19:20	JAPAN	2-1 (1-0)	YEMEN
1	21 Jan,09	19:30	HONG KONG	1-3 (0-2)	BAHRAIN
2	28 Jan,09	16:15	YEMEN	1-0 (0-0)	HONG KONG
2	28 Jan,09	18:15	BAHRAIN	1-0 (1-0)	JAPAN
3	08 Oct,09	19:20	JAPAN	6-0 (2-0)	HONG KONG
4	18 Nov,09	17:45	BAHRAIN	4-0 (2-0)	YEMEN
4	18 Nov,09	18:30	HONG KONG	0-4 (0-1)	JAPAN
5	06 Jan,10	16:15	YEMEN	2-3 (2-1)	JAPAN
5	06 Jan,10	18:00	BAHRAIN	4-0 (3-0)	HONG KONG
3	20 Jan,10	16:15	YEMEN	3-0 (2-0)	BAHRAIN
6	03 Mar,10	19:00	JAPAN	2-0 (1-0)	BAHRAIN
6	03 Mar,10	20:00	HONG KONG	0-0 (0-0)	YEMEN

Qualified: **Japan, Bahrain**

Report: Group B

	P	W	D	L	F	A	GD	PTS
AUSTRALIA	6	3	2	1	6	4	2	11
KUWAIT	6	2	3	1	6	5	1	9
OMAN	6	2	2	2	4	4	0	8
INDONESIA	6	0	3	3	3	6	-3	3

No.	Date	Time	Team A	Score	Team B
1	19 Jan,09	19:30	OMAN	0-0 (0-0)	INDONESIA
2	28 Jan,09	18:00	KUWAIT	0-1 (0-0)	OMAN
2	28 Jan,09	19:30	INDONESIA	0-0 (0-0)	AUSTRALIA
1	05 Mar,09	20:00	AUSTRALIA	0-1 (0-1)	KUWAIT
3	14 Oct,09	19:30	AUSTRALIA	1-0 (0-0)	OMAN
4	14 Nov,09	18:00	OMAN	1-2 (1-1)	AUSTRALIA
3	14 Nov,09	18:40	KUWAIT	2-1 (0-1)	INDONESIA
4	18 Nov,09	18:30	INDONESIA	1-1 (1-0)	KUWAIT
5	06 Jan,10	17:30	KUWAIT	2-2 (2-2)	AUSTRALIA
5	06 Jan,10	18:30	INDONESIA	1-2 (1-1)	OMAN
6	03 Mar,10	19:00	AUSTRALIA	1-0 (1-0)	INDONESIA
6	03 Mar,10	19:30	OMAN	0-0 (0-0)	KUWAIT

Qualified: **Australia, Kuwait**

Report: Group C

	P	W	D	L	F	A	GD	PTS
UNITED ARAB EMIRATES	4	3	0	1	7	1	6	9
UZBEKISTAN	4	3	0	1	7	3	4	9
MALAYSIA	4	0	0	4	2	12	-10	0

No.	Date	Time	Team A	Score	Team B
1	21 Jan,09	20:45	MALAYSIA	0-5 (0-2)	UAE
2	28 Jan,09	19:00	UAE	0-1 (0-1)	UZBEKISTAN
3	14 Nov,09	16:00	UZBEKISTAN	3-1 (0-0)	MALAYSIA
4	18 Nov,09	17:30	MALAYSIA	1-3 (0-1)	UZBEKISTAN
5	06 Jan,10	19:00	UAE	1-0 (0-0)	MALAYSIA
6	03 Mar,10	18:00	UZBEKISTAN	0-1 (0-0)	UAE

Qualified: **UAE, Uzbekistan**

Report: Group D

	P	W	D	L	F	A	GD	PTS
SYRIA	6	4	2	0	10	2	8	14
CHINA P.R.	6	4	1	1	13	5	8	13
VIETNAM	6	1	2	3	6	11	-5	5
LEBANON	6	0	1	5	2	13	-11	1

No.	Date	Time	Team A	Score	Team B
1	14 Jan,09	14:00	SYRIA	3-2 (3-0)	CHINA P.R.
1	14 Jan,09	19:00	VIETNAM	3-1 (2-0)	LEBANON
2	21 Jan,09	19:35	CHINA P.R.	6-1 (4-1)	VIETNAM
2	28 Jan,09	17:00	LEBANON	0-2 (0-1)	SYRIA
3	14 Nov,09	17:00	LEBANON	0-2 (0-1)	CHINA P.R.
3	14 Nov,09	19:00	VIETNAM	0-1 (0-0)	SYRIA
4	18 Nov,09	14:00	SYRIA	0-0 (0-0)	VIETNAM
4	22 Nov,09	20:05	CHINA P.R.	1-0 (1-0)	LEBANON
5	06 Jan,10	14:15	LEBANON	1-1 (1-1)	VIETNAM
5	06 Jan,10	19:30	CHINA P.R.	0-0 (0-0)	SYRIA
6	17 Jan,10	19:00	VIETNAM	1-2 (0-2)	CHINA P.R.
6	03 Mar,10	14:30	SYRIA	4-0 (2-0)	LEBANON

Qualified: **Syria, China P.R**

PRELIMINARY COMPETITION RESULTS

Report: Group E

	P	W	D	L	F	A	GD	PTS
I.R. IRAN	6	4	1	1	11	2	9	13
JORDAN	6	2	2	2	4	4	0	8
THAILAND *	6	1	3	2	3	3	0	6
SINGAPORE *	6	2	0	4	6	15	-9	6

No.	Date	Time	Team A	Score	Team B
1	14 Jan,09	15:00	I.R. IRAN	6-0 (1-0)	SINGAPORE
1	14 Jan,09	17:00	JORDAN	0-0 (0-0)	THAILAND
2	28 Jan,09	18:30	THAILAND	0-0 (0-0)	I.R. IRAN
2	28 Jan,09	19:30	SINGAPORE	2-1 (1-1)	JORDAN
3	14 Nov,09	18:00	I.R. IRAN	1-0 (0-0)	JORDAN
3	14 Nov,09	19:30	SINGAPORE	1-3 (0-1)	THAILAND
4	18 Nov,09	18:30	THAILAND	0-1 (0-1)	SINGAPORE
4	22 Nov,09	18:00	JORDAN	1-0 (0-0)	I.R. IRAN
5	06 Jan,10	19:00	THAILAND	0-0 (0-0)	JORDAN
5	06 Jan,10	19:30	SINGAPORE	1-3 (1-2)	I.R. IRAN
6	03 Mar,10	18:00	JORDAN	2-1 (1-0)	SINGAPORE
6	03 Mar,10	19:30	I.R. IRAN	1-0 (0-0)	THAILAND

Qualified: **I.R. Iran, Jordan**

The standing table is base on points, goal-difference and number of goals of the teams tied

Other Qualifiers:

- Qatar** - Host of AFC Asian Cup Qatar 2011™
- Iraq** - Winner of AFC Asian Cup 2007™
- Saudi Arabia** - Runners-up of AFC Asian Cup 2007™
- Korea Rep.** - 3RD placed team of AFC Asian Cup 2007™
- DPR Korea** - Winner of AFC Challenge Cup Sri Lanka 2010
- India** - Winner of AFC Challenge Cup India 2008



TEAM DATA AND ANALYSIS

JAPAN - Group B

Final Ranking: CHAMPION



Coach: Alberto Zaccheroni (Italy)



Date of Birth: 1st April 1953

Career as a coach:

1983 - 1983	AS Cesenatico (Italy)
1985 - 1987	Riccione FC (Italy)
1987 - 1988	AC Boca San Lazzaro (Italy)
1988 - 1990	ASD Stuoie Baracca Lugo (Italy)
1990 - 1993	SSC Venezia (Italy)
1993 - 1994	Bologna FC (Italy)
1994 - 1995	Cosenza 1914 (Italy)
1995 - 1998	Udinese (Italy)
1998 - 2001	AC Milan (Italy)
2001 - 2002	SS Lazio (Italy)
2003 - 2004	Inter Milan (Italy)
2006 - 2007	Torino FC (Italy)
2010	Juventus FC (Italy)
2010	Japan National Team



Group Matches:

10-1-11	Japan	vs. Jordan	1 : 1
14-1-11	Japan	vs. Syria	2 : 1
18-1-11	Japan	vs. Saudi Arabia	5 : 0

Quarter-Final:

22-1-11	Japan	vs. Qatar	3 : 2
---------	-------	-----------	-------

Semi-Final:

25-1-11	Japan	vs. Korea Rep	2 : 2 aet, (3-0 pso)
---------	-------	---------------	----------------------

Final:

29-1-11	Japan	vs. Australia	1 : 0 aet (0-0)
---------	-------	---------------	-----------------


TEAM DATA:

Disciplinary Record:

Yellow cards	10
Red cards (indirect)	1
Red cards (direct)	1

Goal Scorers:

Shinji Okazaki	3
Ryoichi Maeda	3
Shinji Kagawa	2
Maya Yoshida	1
Tadanari Lee	1
Keisuke Honda	1
Makoto Hasabe	1
Hajime Hosogai	1
Masahiko Inoha	1





APPEARANCES

No.	Pos.	Name	Date of birth	Total Goals	Total Cautions	Total Expulsion	Match 1	Match 2	Match 3	Match 4	Match 5	Match 6	Total (played time)
							JOR (1-1)	SYR (2-1)	KSA (5-0)	QAT (3-2)	KOR (2-2)	AUS (1-0)	
1	GK	EIJI KAWASHIMA	20 Mar, 1983	0	0	1	90	90	RES	90	120	120	510
2	DF	MASAHICO INOHA	28 Aug, 1985	1	0	0	RES	RES	46	90	15	RES	151
3	DF	DAIKI IWAMASA	30 Jan, 1982	0	1	0	RES	RES	29	26	120	64	239
4	DF	YASUYUKI KONNO	25 Jan, 1983	0	0	0	90	90	92	90	120	120	602
5	DF	YUTO NAGATOMO	12 Sep, 1986	0	1	0	90	90	92	90	120	120	602
6	DF	ATSUTO UCHIDA	27 Mar, 1988	0	3	0	90	90	46	RES	120	120	466
7	MF	YASUHIITO ENDO	28 Jan, 1980	0	1	0	90	90	87	90	120	120	597
8	MF	DAISUKE MATSUI	11 May, 1981	0	1	0	58	90	RES	RES	RES	RES	148
9	FW	SHINJI OKAZAKI	16 Apr, 1986	3	0	0	32	25	92	90	120	120	479
10	FW	SHINJI KAGAWA	17 Mar, 1989	2	0	0	90	65	92	90	87	RES	424
11	FW	RYOICHI MAEDA	09 Oct, 1981	3	0	0	46	75	92	64	105	98	480
12	DF	RYOTA MORIWAKI	06 Apr, 1986	0	0	0	RES	RES	RES	RES	RES	RES	0
13	MF	HAJIME HOSOGAI	10 Jun, 1986	1	0	0	RES	RES	RES	RES	33	RES	33
14	MF	JUNGO FUJIMOTO	24 Mar, 1984	0	0	0	RES	RES	RES	RES	RES	56	56
15	MF	TAKUYA HONDA	17 Apr, 1985	0	0	0	RES	RES	5	RES	3	RES	8
16	MF	YOSUKE KASHIWAGI	15 Dec, 1987	0	0	0	RES	RES	92	RES	RES	RES	92
17	MF	MAKOTO HASEBE	18 Jan, 1984	1	0	0	90	90	92	90	117	120	599
18	MF	KEISUKE HONDA	13 Jun, 1986	1	0	0	90	90	RES	90	120	120	510
19	FW	TADANARI LEE	19 Dec, 1985	1	0	0	44	RES	RES	RES	RES	22	66
20	DF	MITSURU NAGATA	06 Apr, 1983	0	0	0	RES	RES	RES	RES	RES	RES	0
21	GK	SHUSAKU NISHIKAWA	18 Jun, 1986	0	0	0	RES	15	92	RES	RES	RES	107
22	DF	MAYA YOSHIDA	24 Aug, 1988	1	3	1	90	90	63	90	RES	120	453
23	GK	SHUICHI GONDA	03 Mar, 1989	0	0	0	RES	RES	RES	RES	RES	RES	0

Key: GK: Goal keeper, DF: Defender, MF: Midfielder, FW: Forward, RES: Substitute, NEL: Not eligible to play, INJ: Injured, ABS: Absent, NP: Not playing PSO: Penalty shootout

Outstanding Players:

- (1) Eiji Kawashima
- (22) Maya Yoshida
- (5) Yuto Nagatomo
- (17) Makoto Hasebe
- (7) Yasuhito Endo
- (18) Keisuke Honda
- (11) Ryoichi Maeda

Strong Points:

- Compact when defending
- Excellent transition from defense to attack and vice versa
- Ball possession
- Flank play
- Mental toughness
- Team spirit

System/Formation:

4-5-1

Technical:

They had good technical abilities. (5) Nagatomo Yuto, (17) Hasebe Makoto, (18) Honda Keisuke, (11) Maeda Ryoichi, and (9) Okazaki Shinji were good in dribbling and ball possession. Their best skills were in passing at attacking third. Their aerial duels on the defending were good but not so good on the attacking. Their finishing also need to be improved to prevent missed chances.

They had a strong athletic goalkeeper with good timing when dealing in crosses who was also a good leader and communicator in organizing the defense.

Tactics:

The team's tactical behavior was matured in defense and attack and they were fast in transitioning from defense to attack and vice versa. They were also effective in possession play by slowing down and speeding up play as required. The team was well prepared mentally and tactically. Even when they were behind, they maintained the same tactical organization and concentration. In all the games that they played, they conceded the first goal and came back in the second half to win until the last minute.

Defensive:

They had a 4-flat zonal marking with 2 defensive midfielder (7) Endo Yasuhito and (17) Hasebe Makoto doing zonal and man to man marking depending on the situation but usually defending high and away from the penalty area.

Midfield:

They had 2 defensive midfielders in (7) Endo Yasuhito and (17) Hasebe Makoto (zonal and man to man marking) working in front of center-backs pushing behind the line of (18) Honda Keisuke, (9) Okazaki Shinji and (14) Fujimoto Jungo who were supporting the attacking play. (9) Okazaki Shinji and (14) Fujimoto Jungo were the wide defensive midfielder defending on the flanks, pressing and fast transition when losing possession. When attacking, it starts from the flanks and finishing into deep position with the striker (18) Honda Keisuke in the center midfield mainly defending in the middle third in front of (7) Endo Yasuhito and (17) Hasebe Makoto. When the team won the ball back, (18) Honda Keisuke would initiate the attack and decide the rhythm of play and supporting the strikers simultaneously.

Offensive:

They launched their offense mostly by starting in the middle third following through to either the right or left flank but mainly on the left via (5) Nagatomo Yuto with precision runs and crosses while changing direction and pace of play rapidly. The 2 defensive midfielders (7) Endo Yasuhito and (17) Hasebe Makoto played with excellent combination with (18) Honda Keisuke.

Final Remarks:

Japan displayed consistency in tactical, mental and physical abilities throughout the competition and possessed good bench players and were physically well prepared with high speed play.





TEAM DATA AND ANALYSIS

AUSTRALIA - Group C

Final Ranking: **RUNNERS-UP**



Coach: Holger Osieck (Germany)



Date of Birth: 31st August 1948

Career as a coach:

1979 – 1990 DFB youth coach and coach instructor
1990 Asst coach of National Team of Germany, **WORLD CUP** winner
2001 Canada, **CONCACAF Gold Cup** Winner
2004 – 2006 FIFA Technical Director
2007 – 2008 Urawa Reds FC, Japan
2010 Australia



Group Matches:

10-1-11 Australia vs. India 4 : 0
 14-1-11 Australia vs. Korea Rep 1 : 1
 18-1-11 Australia vs. Bahrain 1 : 0

Quarter-Final:

22-1-11 Australia vs. Iraq 1 : 0 aet (0-0)

Semi-Final:

25-1-11 Australia vs. Uzbekistan 6 : 0

Final:

29-1-11 Australia vs. Japan 0 : 1 aet (0-0)

TEAM DATA:

Disciplinary Record:

Yellow cards 15
 Red cards (indirect) 1
 Red cards (direct) 1

Goal Scorers:

Harry Kewell 3
 Tim Cahill 2
 Michael John Jedinak 2
 David Raymond Carney 1
 Sasa Ognjenovski 1
 Brett Michael Emerton 1
 Brett Trevor Holman 1
 Carl Valeri 1
 Robbie Thomas Kruse 1





APPEARANCES

No.	Pos.	Name	Date of birth	Total Goals	Total Cautions	Total Expulsion	Match 1	Match 2	Match 3	Match 4	Match 5	Match 6	Total (played time)
							IND (4-0)	KOR (1-1)	BHR (1-0)	IRQ (1-0)	UZB (6-0)	JPN (0-1)	
1	GK	MARK SCHWARZER	06 Oct, 1972	0	0	0	90	90	90	120	90	120	600
2	DF	LUCAS NEILL	09 Mar, 1978	0	1	0	90	90	90	120	90	120	600
3	DF	DAVID CARNEY	30 Nov, 1983	1	2	0	90	90	RES	109	90	120	499
4	FW	TIM CAHILL	06 Dec, 1979	2	1	0	90	90	90	90	71	109	540
5	MF	JASON CULINA	05 Aug, 1980	0	0	0	90	46	RES	RES	RES	RES	136
6	DF	SASA OGNENOVSKI	03 Apr, 1979	1	1	0	90	90	90	120	90	120	600
7	MF	BRETT EMERTON	22 Feb, 1979	1	2	0	77	90	90	RES	29	55	341
8	DF	LUKE WILKSHIRE	02 Oct, 1981	0	1	0	90	68	RES	120	90	120	488
9	FW	SCOTT MCDONALD	21 Aug, 1983	0	0	0	18	RES	14	30	RES	RES	62
10	MF	HARRY KEWELL	22 Sep, 1978	3	1	0	72	90	76	120	53	103	514
11	FW	NATHAN BURNS	07 May, 1988	0	0	0	13	RES	RES	18	RES	RES	31
12	GK	NATHAN COE	01 Jun, 1984	0	0	0	RES	RES	RES	RES	RES	RES	0
13	DF	JADE NORTH	07 Jan, 1982	0	0	0	RES	22	80	RES	RES	RES	102
14	MF	BRETT HOLMAN	27 Mar, 1984	1	2	0	90	89	90	102	61	65	497
15	MF	MILE JEDINAK	03 Aug, 1984	2	1	0	62	90	90	120	90	120	572
16	MF	CARL VALERI	14 Aug, 1984	1	2	0	RES	44	90	120	90	120	464
17	MF	MATT MCKAY	11 Jan, 1983	0	1	0	28	1	90	120	90	120	449
18	GK	BRAD JONES	19 Mar, 1982	0	0	0	RES	RES	RES	RES	RES	RES	0
19	MF	TOM OAR	10 Dec, 1991	0	0	0	RES	RES	RES	RES	RES	RES	0
20	DF	MATTHEW SPIRANOVIC	27 Jun, 1988	0	0	0	RES	RES	RES	RES	RES	RES	0
21	DF	JONATHAN MCKAIN	21 Sep, 1982	0	0	0	RES	RES	RES	RES	RES	RES	0
22	MF	NEIL KILKENNY	19 Dec, 1985	0	0	0	RES	RES	10	11	19	11	51
23	FW	ROBBIE KRUSE	05 Oct, 1988	1	0	0	RES	RES	RES	RES	37	17	54

Key: GK: Goal keeper, DF: Defender, MF: Midfielder, FW: Forward, RES: Substitute, NEL: Not eligible to play, INJ: Injured, ABS: Absent, NP: Not playing PSO: Penalty shootout

Outstanding Players:

- (1) Mark Schwarzer – competent, Confident and reliable throughout
- (2) Lucas Neill – Captain and leader at the back of the defense
- (8) Luke Wilkshire – sound defend at the right and always dangerous in attack at flank
- (10) Harry Kewell – striker that scored crucial goals in the tournament
- (17) Matthew Graham Mckay – tireless running and creative at the left flank

Strong Points:

- Discipline and well organized defense
- Physically strong in terms of 1v1 in defense
- Consistence in terms of playing system and players' position
- Confidence and experience in terms of play throughout the tournament
- Good and reliable goalkeeper at the back of the defense

System/Formation:

4-5-1

Technical:

- Basically all players were good in defensive technical especially 1v1 situations both in the air and ground
- Their attacking techniques were simple with accuracy passes in both short and long ones. They did keep well in terms of possession
- They were good in the air in terms of heading in both defense and attack
- They were mostly on targets when they tried all their shots

Goalkeeper:

- Good general impression, competent and reliable. Only conceded 2 goals throughout the tournament
- Good field play and distributions
- Good in the air in dealing with crosses
- Good personality and work well with the defenders

Tactics:

The Aussies played simple but effective style. From combination of quick short passes in the midfield third, by the defenders delivering long ball to the target man (10) Kewell or diagonal ball to the wide midfielder, (14) Brett Holman.. These long passes would normally come from (7) Brett Emerton or (8) Luke Wilkshire from the right side. When there was no option for long passes, the ball is played to (5) Jason Culina to restart their attack. Occasionally long balls are hit forward to strikers (4) Tim Cahill and (10) Harry Kewell with the intention for the second wave midfielders (14) Brett Holman, (15) Michael Jedinak and (11) Nathan Burns to provide support. They moved the ball fast forward, direct/straightforward play in attacks and aiming for goals. From quick transition of offence to defense they made quick recovery by immediately pressing the ball carrier early. In defense they carried out zonal marking and maintained their defending position very well and compact.

Defensive:

- GK (1) Mark Schwarzer played all the matches, competent, confident and reliable
- Straight back four line at the back
- They always played two defensive midfielders started with (16) Carl Valeri and (5) Jason Culina who was injured after the first match and was replayed by (15) Michael Jedinak
- (14) Brett Holman and (17) Matthew Mckay were both flank players who did most at flank and also infield
- Both strikers (4) Tim Cahill and (10) Harry Kewell were also participated in defense
- Most of the matches they began to defend up field with both strikers pressed very early the back players of the possessed opponent in order the ease off the pressure at the back and also gave time for defenders to organize.
- All team lines were compact
- Players were well discipline as regards to defend as a team
- Sound in 1v1 situations as they were normally big in size and physic
- (2) Captain Lucas Neill was the leader at the back line and was cautious and composed
- Transition from attack to defense was quick
- Team defend was solid and conceded only 2 goals in the 6 matches of play

Midfield:

Their midfielders (5) Jason Culina and (15) Michael Jedinak were the main players initiating the offensive buildup play with (8) Luke Wilkshire and (7) Brett Emerton doing the pressing on the flanks during the defensive play.

Offensive:

- Build up from defense through midfield into the attack
- Plenty of flank plays in creating crosses
- Long passes from deep defense toward strikers for the break occasionally.
- Strikers were experience in goal getting especially in crucial moment at the second stage
- Long range shots were always applied and as result goals were scored
- Team tactically kept the same pattern throughout the entire tournament.





TEAM DATA AND ANALYSIS

KOREA REPUBLIC - Group C

Final Ranking: 3rd Place



Coach: Cho Kwang-Rae



Date of Birth: 19th March 1954

Career as a coach:

1987–1994	Daewoo Royals
1999–2003	Anyang LG Cheetahs
2004	FC Seoul
2007–2010	Gyeongnam FC
2010–Present	South Korea

Group Matches:

10-1-11	Korea Rep vs Bahrain	2 : 1
14-1-11	Korea Rep vs Australia	1 : 1
18-1-11	Korea Rep vs India	4 : 1

Quarter-Final:

22-1-11	Korea Rep vs IR. Iran	1 : 0 aet (0-0)
---------	-----------------------	-----------------

Semi-Final:

25.1.11	Korea Rep vs Japan	2 : 2 aet (0-3 PSO)
---------	--------------------	---------------------

3rd/4th Placing:

28-1-11	Korea Rep vs Uzbekistan	3 : 2
---------	-------------------------	-------

TEAM DATA:

Disciplinary Record:

Yellow cards	12
Red cards (indirect)	0
Red cards (direct)	1

Goal Scorers:

Koo Ja Cheol	5
Ji Dong Won	4
Hwang Jae Won	1
Yoon Bitgaram	1
Son Heung Min	1
Ki Sung Yueng	1





APPEARANCES

No.	Pos.	Name	Date of birth	Total Goals	Total Cautions	Total Expulsion	Match 1	Match 2	Match 3	Match 4	Match 5	Match 6	Total (played time)
							BHR (2-1)	AUS (1-1)	IND (4-1)	IRN (1-0)	JPN (2-2)	UZB (3-2)	
1	GK	JUNG SUNGRYONG	04 Jan, 1985	0	0	0	90	90	90	120	120	90	600
2	DF	CHOI HYO JIN	18 Aug, 1983	0	0	0	RES	RES	44	RES	RES	RES	44
3	DF	HWANG JAE WON	13 Apr, 1981	1	1	0	RES	90	90	120	120	90	510
4	DF	CHO YONG HYUNG	03 Nov, 1983	0	1	0	5	RES	RES	RES	103	RES	108
5	DF	KWAK TAE HWI	08 Jul, 1981	0	0	1	90	RES	90	RES	RES	12	192
6	MF	LEE YONG RAE	17 Apr, 1986	0	0	0	90	90	90	120	120	90	600
7	MF	PARK JI SUNG	25 Feb, 1981	0	1	0	90	90	76	117	120	RES	493
8	MF	YOON BIT GA RAM	07 May, 1990	1	1	0	RES	1	14	39	RES	37	91
9	FW	YOO BYUNG SOO	26 Mar, 1988	0	0	0	RES	22	RES	RES	RES	RES	22
10	FW	JI DONG WON	28 May, 1991	4	0	0	68	67	90	120	66	90	501
11	FW	SON HEUNG MIN	08 Jul, 1992	1	0	0	17	RES	44	RES	38	30	129
12	DF	LEE YOUNG PYO	23 Apr, 1977	0	1	0	90	90	90	120	120	90	600
13	MF	KOO JA CHEOL	27 Feb, 1989	5	0	0	78	67	90	81	120	53	489
14	DF	LEE JUNG SOO	08 Jan, 1980	0	2	0	90	90	RES	120	RES	90	390
15	DF	HONG JEONG HO	12 Aug, 1989	0	0	0	RES	RES	RES	9	54	78	141
16	MF	KI SUNG YUENG	24 Jan, 1989	1	2	0	90	90	46	111	120	90	547
17	MF	LEE CHUNG YONG	02 Jul, 1988	0	1	0	90	90	90	120	82	60	532
18	MF	KIM BO KYUNG	06 Oct, 1989	0	0	0	RES	RES	RES	RES	RES	RES	0
19	MF	YEOM KI HUN	30 Mar, 1983	0	0	0	12	23	RES	3	RES	RES	38
20	FW	KIM SHIN WOOK	14 Apr, 1988	0	0	0	RES	RES	RES	RES	17	RES	17
21	GK	KIM YONG DAE	11 Oct, 1979	0	0	0	RES	RES	RES	RES	RES	RES	0
22	DF	CHA DU RI	25 Jul, 1980	0	2	0	90	90	46	120	120	90	556
23	GK	KIM JIN HYEON	06 Jul, 1987	0	0	0	RES	RES	RES	RES	RES	RES	0

Key: GK: Goal keeper, DF: Defender, MF: Midfielder, FW: Forward, RES: Substitute, NEL: Not eligible to play, INJ: Injured, ABS: Absent, NP: Not playing PSO: Penalty shootout

Outstanding Players:

- (6) Lee Yong Rae – strong and tireless midfield player in terms of defense and offense
- (7) Park Ji Sang – leader in the team, excellence work rate and creative
- (16) Ki Sung Yong – excellent midfielder in both offense and defense, responsible for all set plays
- (17) Lee Chung Yong – creative attacking midfielder in connecting the team in midfield
- (10) Ji Dong Won – excellent skill in terms of a striker, goal scorer
- (13) Koo Ja Cheol – good ball skill with excellent scoring ability

Strong Points:

- Excellent technical abilities amongst all players
- Defense was compact and good link between lines
- Quick transition in terms of attack to defense and vice versa
- Good collective play
- Excellent winning mentality and good determinations
- Good substitute at the reserved bench

System/Formation:

4-5-1

Technical:

- They were all sound in terms of individual technical abilities
- Good in both short and long passes even under pressure
- Heading in terms of defense and attack were competent
- Shooting aspect was accurate and frequently

Goalkeeper:

- Consistence with the first choice keeper
- Confidence and reliable
- Good distributor
- Good in the air

Tactics:

They had good tactical knowledge and excellent understanding among each other. Building the play from the back line and finishes the attack on the flanks using the fullback (22) Cha Duri , (17) Lee Chung Yong and (7) Park Ji sung fast counter attack fast switching play

The Korean defended high and applied immediate pressure when lost possession, they were compact, disciplined in own area and building up by quick short passing from defense, occasionally using long balls to the upfront striker and individual penetrating runs with the ball. Most of their players had the ability to adapt to various situations in the game and inter-change position with ease.

Defensive:

- GK (1) played throughout the tournament and was reliable
- Straight back four line
- Both (6) Lee Yong Rae and (16) Ki Sung Yong were defensive midfielders
- (7) Park Ji Sung and (17) Lee Chung Yong were flank midfield players who came into centre fo the field in terms of defending
- (13) Koo Ja Cheol retreated to assist defend too and leave (10) Ji Dong Won up front in pressing back opponent
- They defended as soon as possession lost
- Transition from attack to defend was quick
- Recovered the ball with a few players effort especially up front and in midfield
- Defended also up in opponent half as well with collective efforts
- Good in 1 v 1 defensive situations

Midfield:

-

Offensive:

- Good in individual technical abilities among players
- Attack mainly from midfield (7) and (17) supported by (6) and (16) in midfield areas
- Both full backs (12) and (22) always moved up for overlapping attacks
- Both strikers were good in individual abilities in terms of scoring goals
- With long and short passes in their attacks and found tough for opponent

Final Remarks:

-





TEAM DATA AND ANALYSIS

UZBEKISTAN - Group A

Final Ranking: 4th Place



Coach: Vadim Abramov



Date of Birth: 5th August 1962

Career as a coach:

Club Traktor FC (Taskant)
National Olympic team
Lukomotiv FC
National Team

Group Matches:

7-1-11	Uzbekistan vs. Qatar	2 : 0
12-1-11	Uzbekistan vs. Kuwait	2 : 1
16-1-11	Uzbekistan vs. China PR	2 : 2

Quarter-Final:

21-1-11	Uzbekistan vs. Jordan	2 : 1
---------	-----------------------	-------

Semi-Final:

25-1-11	Uzbekistan vs. Australia	0 : 6
---------	--------------------------	-------

3rd/4th Placing:

28-1-11	Uzbekistan vs. Korea	2 : 3
---------	----------------------	-------

TEAM DATA:

Disciplinary Record:

Yellow cards	12
Red cards (indirect)	1
Red cards (direct)	0

Goal Scorers:

Alexander Geynrikh	3
Ulugbek Bakaev	2
Server Djeparov	2
Odil Ahmedov	2
Maksim Shatskikh	1





APPEARANCES

No.	Pos.	Name	Date of birth	Total Goals	Total Cautions	Total Expulsion	Match 1	Match 2	Match 3	Match 4	Match 5	Match 6	Total (played time)
							QAT (2-0)	KUW (2-1)	CHN (2-2)	JOR (2-1)	AUS (0-6)	KOR (2-3)	
1	GK	TEMUR JURAEV	12 May, 1984	0	0	0	RES	RES	RES	33	90	RES	123
2	FW	ULUGBEK BAKAEV	28 Nov, 1978	2	2	1	RES	RES	RES	95	90	RES	185
3	DF	SHAVKATJON MULLADJANOV	19 Jan, 1986	0	1	0	RES	RES	16	95	RES	90	201
4	DF	ANZUR ISMAILOV	21 Apr, 1985	0	1	0	90	94	90	25	90	RES	389
5	MF	AZIZ IBRAGIMOV	21 Jul, 1986	0	0	0	RES	RES	RES	RES	19	RES	19
6	DF	SAKHOB JURAEV	19 Jan, 1987	0	0	0	54	RES	RES	95	90	RES	239
7	MF	AZIZBEK HAYDAROV	08 Jul, 1985	0	2	0	90	94	90	95	90	90	549
8	MF	SERVER DJEPAROV	03 Oct, 1982	2	0	0	90	94	85	95	90	90	544
9	MF	ODIL AKHMEDOV	25 Nov, 1987	2	0	0	90	94	90	95	90	90	549
10	FW	SHAVKAT SALOMOV	13 Nov, 1985	0	1	0	RES	RES	5	RES	RES	13	18
11	MF	MARAT BIKMAEV	01 Jan, 1986	0	0	0	RES	RES	RES	RES	35	RES	35
12	GK	IGNATIY NESTEROV	20 Jun, 1983	0	0	0	90	94	90	62	RES	90	426
13	FW	OLIM NOVKAROV	03 Mar, 1983	0	0	0	1	20	62	RES	RES	77	160
14	MF	STANISLAV ANDREEV	06 May, 1988	0	0	0	36	94	90	38	RES	90	348
15	FW	ALEXANDER GEYNRIKH	06 Oct, 1984	3	2	0	89	74	90	70	RES	90	413
16	FW	MAKSIM SHATSKIKH	30 Aug, 1978	1	0	0	90	54	90	RES	59	RES	293
17	FW	SANJAR TURSUNOV	29 Dec, 1986	0	1	0	24	90	28	95	31	90	358
18	MF	TIMUR KAPADZE	05 Sep, 1981	0	1	0	90	94	90	95	90	90	549
19	MF	JASUR KHANOV	02 Aug, 1983	0	1	0	66	40	RES	57	55	3	221
20	DF	FARRUKH NURLIBAEV	06 Jan, 1991	0	0	0	RES	RES	RES	RES	RES	RES	0
21	GK	MUROTJON ZUKHUROV	23 Feb, 1983	0	0	0	RES	RES	RES	RES	RES	RES	0
22	MF	VIKTOR KARPENKO	07 Sep, 1977	0	0	0	90	94	74	RES	71	87	416
23	MF	VAGIZ GALIULIN	10 Oct, 1987	0	0	0	RES	4	RES	RES	RES	RES	4

Key: GK: Goal keeper, DF: Defender, MF: Midfielder, FW: Forward, RES: Substitute, NEL: Not eligible to play, INJ: Injured, ABS: Absent, NP: Not playing PSO: Penalty shootout

Outstanding Players:

- (8) Server Djeparov
- (9) Odil Ahmedov
- (15) Alexander Geynrikh
- (1) GK, Temur Juraev

Strong Points:

- Speed of transition
- Determination
- Aggressive midfield pressing
- Attacking power in 1 v 1 situations
- Constructive build-up play

System/Formation:

4-4-2/3-5-2

Technical:

They were all very good in their technical and dribbling skills passing opponents with ease. On the whole, the players were mentally strong and resilient.

Tactics:

This is a disciplined outfit that played to their respective position professionally. They attacked and defended individually and collectively with good knowledge of the game. Their strength and resilience were evident in their game against China whereby they remained calm and composed playing to their strength even though they were a goal down against their opponent and managed to score and took the lead only for China to equalize thereafter.

Defensive:

The defense was very solid and compact, always covering for each other. They carried out zonal markings and the central defenders will do tight man marking when they were being threatened. (9) Ahmedov Odil was often involved in offensive actions.

Midfield:

The midfield line was made up of (8) Djeparov Server, the Captain who was the mastermind cum playmaker, and well supported by (7) Haydarov Azizbek, (18) Kapadze Timur and (16) Shatskikh Maksim. Defensively, the line worked very compactly providing cover for the defense. When possession was lost in the midfield, they applied immediate pressure collectively whereas in offensive mode, they moved forward by using the whole width. Most of the team's offensive play revolved around (8) Djeparov Server and was always down the left flank.

Offensive:

The team build up was with short passing from the back targeting (8) Djeparov Server to send it to the left flank bringing in the flank back. (15) Geynrikh Alexander was equally dangerous when he was being given space to make his solo moves, where he scored a gem of a goal against China.

Final Remarks:

They were definitely one of the favorite team in this tournament with all round abilities and individual technically skillful players but were unable to contain the power play demonstrated by the Australians in the semi-final. Overall, they were still a team to be reckoned with.





TEAM DATA AND ANALYSIS

QATAR - Group A

Final Ranking: 5th Place

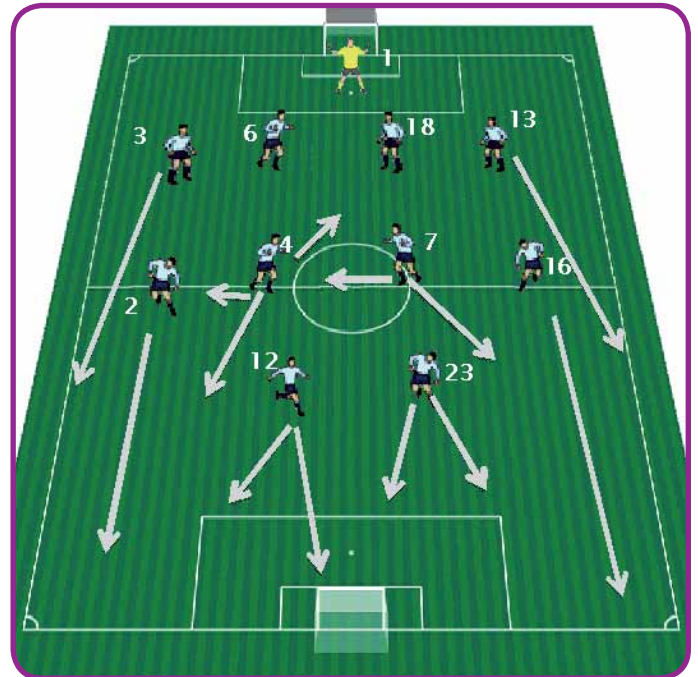


Coach: Bruno Metsu

Date of Birth: 28th Januart 1954

Career as a coach:

1987–1988	Beauvais
1988–1992	Beauvais
1992–1993	OSC Lille
1993–1994	Valenciennes FC
1995–1998	CS Sedan - Ardennes
1998–1999	AS Valence
2000	Guinea
2000–2002	Senegal
2002–2004	Al Ain
2005–2006	Al-Gharafa
2006	Al-Ittihad
2006–2008	United Arab Emirates
2008–2011	Qatar



Group Matches:

10-1-11	Qatar vs. UZB	0 : 2
14-1-11	Qatar vs. China	2 : 0
18-1-11	Qatar vs. Kuwait	3 : 0

Quarter-Final:

22-1-11	Qatar vs. Japan	2 : 3
---------	-----------------	-------

TEAM DATA:

Disciplinary Record:

Yellow cards	8
Red cards (indirect)	0
Red cards (direct)	0

Goal Scorers:

Fabio Cesar	2
Yusef Ahmed	2
Mohamed El Sayed	1
Sebastian Suria	1
Bilal Mohammed	1





APPEARANCES

No.	Pos.	Name	Date of birth	Total Goals	Total Cautions	Total Expulsion	Match 1	Match 2	Match 3	Match 4	Total (played time)
							UZB (0-2)	CHN (2-0)	KUW (3-0)	JPN (2-3)	
1	GK	QASEM BURHAN	15 Dec, 1985	0	0	0	90	90	90	90	360
2	DF	HAMID ISMAEL	16 Jun, 1986	0	1	0	90	90	90	90	360
3	DF	MOHAMMED KASOLA	13 Aug, 1986	0	2	0	RES	61	88	RES	149
4	MF	LAWRENCE	22 Aug, 1984	0	0	0	90	90	90	90	360
5	FW	HASAN AL HAYDOS	11 Dec, 1990	0	0	0	RES	RES	RES	RES	0
6	DF	BILAL MOHAMMED	02 Jun, 1986	1	1	0	90	90	90	90	360
7	MF	WESAM RIZIK	05 Feb, 1981	0	1	0	90	90	90	90	360
8	DF	MESAAD ALI	11 Feb, 1986	0	0	0	RES	29	2	90	121
9	FW	JARALLA AL MARRI	03 Apr, 1988	0	0	0	62	26	RES	RES	88
10	FW	HUSSAIN YASER	09 Jan, 1984	0	0	0	61	RES	RES	RES	61
11	MF	FABIO CESAR	24 Feb, 1979	2	0	0	80	RES	18	31	129
12	FW	YUSEF AHMED	14 Oct, 1988	2	1	0	10	64	72	90	236
13	DF	IBRAHIM MAJED	12 May, 1990	0	0	0	90	90	90	14	284
14	MF	KHALFAN IBRAHIM	18 Feb, 1988	0	0	0	29	RES	RES	RES	29
15	MF	TALAL AL BLOUSHI	22 May, 1986	0	0	0	RES	RES	RES	RES	0
16	FW	MOHAMED EL SAYED	01 Jan, 1987	1	0	0	28	90	80	59	257
17	MF	ABDULAZIZ AL SULAITI	11 Jun, 1988	0	0	0	RES	RES	RES	RES	0
18	DF	IBRAHIM AL GHANIM	27 Jun, 1983	0	1	0	90	90	90	90	360
19	MF	KHALED MUFTAH	02 Jul, 1992	0	0	0	RES	RES	RES	76	76
20	FW	ALI AFIF	20 Jan, 1988	0	1	0	RES	RES	10	RES	10
21	GK	MOHAMMED MUBARAK	11 Aug, 1984	0	0	0	RES	RES	RES	RES	0
22	GK	SAAD AL SHEEB	19 Feb, 1990	0	0	0	RES	RES	RES	RES	0
23	FW	SEBASTIAN SURIA	08 Nov, 1983	1	0	0	90	90	90	90	360

Key: GK: Goal keeper, DF: Defender, MF: Midfielder, FW: Forward, RES: Substitute, NEL: Not eligible to play, INJ: Injured, ABS: Absent, NP: Not playing PSO: Penalty shootout

Outstanding Players:

- (1) Qasem Burhan
- (3) Mohammed Kasola
- (6) Bilal Mohammed
- (7) Wesam Rizik
- (12) Yusef Ahmed
- (23) Sebastian Suria
- (4) Lawrence Awuley Quaye

Strong Points:

- A team of courageous fighters with extraordinary mentality
- A well knitted team playing cohesively
- The individual strength of Ahmed Yusef (12)

System/Formation:

4-5-1

Technical:

All the players possessed sound technical abilities and majority of them were good in dribbling and were excellent in short and long range passing skills with good shooting abilities. Their attackers and defenders were good in aerial duels.

Their goalkeeper had well rounded skills, confident, steady and calm. He was good with ground balls and managed back passes well and was displayed outstanding control in the box anticipating and intercepting crosses as well as good positioning. His good organization of the back four gave confidence to the defenders and teammates as well.

Tactics:

They defended as a unit remaining compact and mobile by not allowing any space around the penalty area. In offensive, they delivered forward passes effectively.

Defensive:

They had a solid defense of 4 man line with (7) Wesam Rizik and (4) Lawrence Awuley Quaye as the front stoppers who were flanked by (2) Hamid Ismaeil H Khaleefa and (16) Mohamed Elsayed A M Sayed on the width. They constantly defended in numbers staying compact and carrying out zonal and tight man marking.

Midfield:

The midfield line operated in harmony with line of 4 supported by the hardworking (12) Yusef Ahmed who was the back-up striker forming the link between the attack and the midfield line.

Offensive:

Build up of attack through quick forward passes directed at (23) Sebastian, the target man, or from short exchanges to (12) Yusef Ahmed who was a sharp shooter scoring two goals against China. Most of their attacks were made through the middle.

Final Remarks:

Despite losing the opening match, they did well to get into the quarter-finals only to lose to the Blue Samurai at the last minute after taking the lead twice. Their comeback after a loss showed the mental strength of the team.





TEAM DATA AND ANALYSIS

JORDAN - Group B

Final Ranking: 6th Place

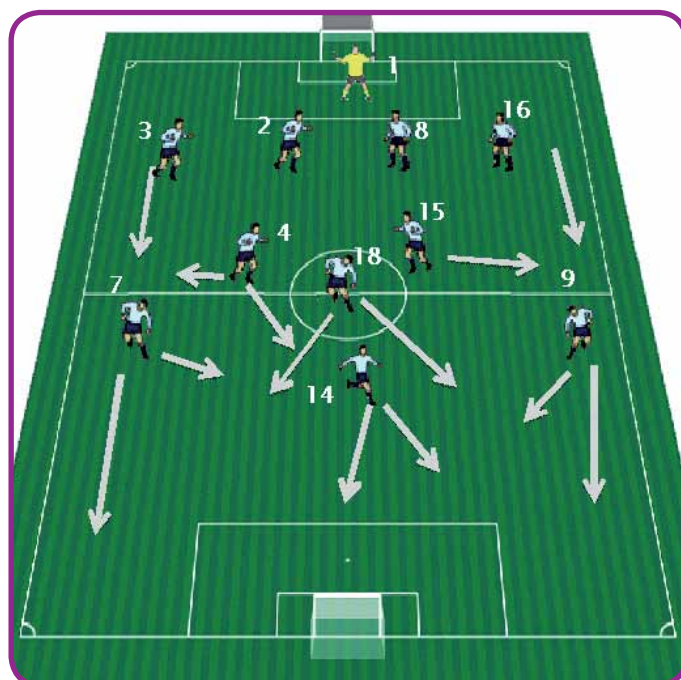


Coach: Majeed Adnan

Date of Birth: 18th March 1962

Career as a coach:

1993-1995	Sammar Club
1995-1999	Alzawra Club
2001-2004	National Olympic Team
2005	Alansar Club (Lebanon)
2006-2008	Alfaisali Club (Jordan)
2009-2010	National Team



Group Matches:

10-1-11	Jordan vs. Japan	1 : 1
14-1-11	Jordan vs. Saudi Arabia	1 : 0
18-1-11	Jordan vs. Syria	2 : 1

Quarter-Final:

22-1-11	Jordan vs. UZB	1 : 2
---------	----------------	-------

TEAM DATA:

Disciplinary Record:

Yellow cards	9
Red cards (indirect)	0
Red cards (direct)	0

Goal Scorers:

Baha' Abdelrahman	1
Bashar Bani Yaseen	1
Odai Al Saify	1
Hasan Abdel Fattah	1





APPEARANCES

No.	Pos.	Name	Date of birth	Total Goals	Total Cautions	Total Expulsion	Match 1	Match 2	Match 3	Match 4	Total (played time)
							JPN (1-1)	KSA (1-0)	SYR (2-1)	UZB (1-2)	
1	GK	AMER SHAFI	14 Feb, 1982	0	0	0	90	90	90	95	365
2	DF	MOHAMMAD MONIR	17 Apr, 1982	0	0	0	RES	90	90	95	275
3	DF	SULIMAN AL SALMAN	16 Jul, 1986	0	1	0	90	90	90	95	365
4	MF	BAHA' ABDELRAHMAN	05 Jan, 1987	1	0	0	90	90	90	95	365
5	DF	MOHAMMAD AL DMEIRI	30 Aug, 1987	0	0	0	10	RES	RES	95	105
6	MF	SAEED MURJAN	10 Feb, 1990	0	0	0	RES	RES	RES	RES	0
7	MF	AMER DEEB	04 Feb, 1980	0	1	0	90	90	90	95	365
8	DF	BASHAR BANI YASEEN	01 Nov, 1977	1	0	0	90	90	90	95	365
9	FW	ODAI AL SAIFY	26 May, 1986	1	1	0	90	90	90	RES	270
10	FW	MOAYAD ABUKESHEK	27 Apr, 1982	0	1	0	RES	21	28	76	125
11	MF	RA'ED AL NAWATEER	05 May, 1988	0	0	0	RES	RES	RES	RES	0
12	GK	LO'AI EL AMAIRAEH	02 Oct, 1978	0	0	0	RES	RES	RES	RES	0
13	FW	HAMZA AL DARDOUR	12 May, 1991	0	0	0	RES	RES	RES	RES	0
14	FW	ABDALLAH DEEB	10 Mar, 1987	0	1	0	72	69	62	31	234
15	DF	SHADI ABU HASHHASH	20 Jan, 1981	0	0	0	90	90	90	64	334
16	DF	BASEM FATHI	01 Aug, 1982	0	2	0	90	90	90	RES	270
17	DF	HATEM AQEL	20 Jun, 1978	0	1	0	80	RES	RES	RES	80
18	MF	HASAN ABDEL FATTAH	17 Aug, 1982	1	1	0	90	83	88	95	356
19	DF	ANAS BANI YASEEN	29 Nov, 1988	0	0	0	RES	RES	RES	RES	0
20	MF	ALA' AL SHAQRAN	21 Apr, 1987	0	0	0	RES	RES	RES	RES	0
21	MF	AHMAD ABDELHALIM	04 Sep, 1986	0	0	0	18	7	2	95	122
22	GK	MUTAZ YASIN	03 Nov, 1982	0	0	0	RES	RES	RES	RES	0
23	FW	ANAS HIJAH	23 Jun, 1987	0	0	0	RES	RES	RES	19	19

Key: GK: Goal keeper, DF: Defender, MF: Midfielder, FW: Forward, RES: Substitute, NEL: Not eligible to play, INJ: Injured, ABS: Absent, NP: Not playing PSO: Penalty shootout

Outstanding Players:

- (1) Amer Shafi
- (7) Amer Deeb
- (8) Bashar Bani Yasseen
- (18) Hassan Abdel Tattah

Strong Points:

- 1v1 defending and attacking abilities
- Compact in defense
- High spirit and determination
- Winning mentality

System/Formation:

4-5-1

Technical:

The players were average in the technical abilities but good in dribbling and passing when not under pressure or in difficult situations. Their heading abilities of their defenders were good but not so with their attackers. The few shooting chances that they had were not executed accurately.

Their GK (1) Amer Shafi' Mahmoud Sabbah was confident and experienced with good physical attributes. He was good in aerial crosses and very commanding and influential in organizing his defenders and communicating with them.

Tactics:

They possessed good team spirit were determined and highly competitive. They were also able to perform under pressure in all the games that they played in. Although they were well structured and organized in defense they were lacking in cohesiveness in attacking as they tend to work individually which was not so effective.

Defensive:

Their defense consisted of a 4 flat defender with zonal marking and defending deep most of the time. Their 2 midfielders were defending in front of the back four while the 2 wide offensive midfielders dropped off and squeezed in their defending half leaving one attacking midfielder in the central area behind the lone striker.

Midfield:

The two screen midfielders were (15) Shadi Abu Hashhash and (4) Baha' Abdelrahman had a good link the defenders as well as the offensive midfielder, (18) Hassan Abdel-Fattah. (7) Amer Deeb and (9) Odai Al Saifi were the two wide midfielders who were mostly on the flanks playing wide with good dribbling skills.

Offensive:

They normally build their attacks from the middle and defending area with quick transition from defense to offence with the aid of individual skills and running attacks on the flanks with long passes to the striker (14) Abdallah Deeb and (18) Hassan Abdel Fattah. Due to the lack of support and cohesiveness during offensive play arising from individualistic action, there were not many scoring chances created.

Final Remarks:

The Jordan team had a strong start finishing second in the group behind Japan with the same points to meet Uzbekistan in the quarter final to lose 2-1 eventually. The defensive performance was very good but there were not enough variations to their attacking play.





TEAM DATA AND ANALYSIS

I R. IRAN - Group D

Final Ranking: 7th Place



Coach: Afshin Ghotbi



Date of Birth: 8th February 1964

Career as a coach:

2009	Iran National Team
2005-2007	Korea Republic National Team, Assistant Coach
2004-2005	Los Angeles Galaxy, Assistant Coach
2002-2004	Samsung Bluewings, Assistant Coach
2001-2002	Korea National Team, Football Analyst
1998	U.S. World Cup 1988 Team, Technical Staff /Chief Scout



Group Matches:

10-1-11	Iran vs. Iraq	2 : 1
14-1-11	Iran vs. DPR Korea	1 : 0
18-1-11	Iran vs. UAE	3 : 0

Quarter-Final:

22-1-11	Iran vs. Korea Rep	0 : 1 a.e.t (0-0)
---------	--------------------	-------------------

TEAM DATA:

Disciplinary Record:

Yellow cards	9
Red cards (indirect)	1
Red cards (direct)	0

Goal Scorers:

(7) Gholamreza Reza Rezaei	1
(10) Karim Ansari Fard	1
(17) Mohammad Nori	1
(21) Arash Afshin	1
(23) Iman Mobali	1





APPEARANCES

No.	Pos.	Name	Date of birth	Total Goals	Total Cautions	Total Expulsion	Match 1	Match 2	Match 3	Match 4	Total (played time)
							IRQ (2-1)	PRK (1-0)	UAE (3-0)	KOR (0-1)	
1	GK	MAHDI RAHMATI	03 Feb, 1983	0	0	0	90	90	RES	120	300
2	DF	KHOSRO HEIDARI	14 Sep, 1983	0	1	0	RES	90	95	74	259
3	DF	FARSHID TALEBI	24 Aug, 1981	0	0	0	RES	RES	95	RES	95
4	DF	JALAL HOSSEINI	03 Feb, 1982	0	0	0	90	90	RES	120	300
5	DF	HADI AGHILI	15 Jan, 1981	0	0	0	90	90	RES	120	300
6	MF	JAVAD NEKONAM	07 Sep, 1980	0	0	0	90	90	RES	120	300
7	FW	GHOLAM REZA REZAEI	06 Mar, 1984	1	1	0	90	29	49	120	288
8	FW	MASOUD SHOJAEI	09 Jun, 1984	0	1	0	69	RES	46	45	160
9	FW	MOHAMMAD REZA KHALATBARI	14 Sep, 1983	0	0	0	21	90	RES	120	231
10	FW	KARIM ANSARI FARD	03 Apr, 1990	1	1	0	7	90	RES	75	172
11	DF	EHSAN HAJI SAFI	25 Feb, 1990	0	0	0	90	90	59	120	359
12	GK	EBRAHIM MIRZAPOUR	16 Sep, 1978	0	0	0	RES	RES	RES	RES	0
13	DF	MOHSEN BENGAR	06 Jul, 1979	0	1	0	RES	RES	95	RES	95
14	MF	ANDERANIK TEYMOURIAN	06 Mar, 1983	0	1	0	90	RES	95	120	305
15	MF	GHADEM HADADIFAR	12 Jul, 1983	0	0	0	RES	RES	95	RES	95
16	FW	REZA NOROZI	21 Sep, 1982	0	0	0	RES	RES	11	RES	11
17	MF	MOHAMMAD NORI	09 Jan, 1983	1	0	0	RES	44	95	RES	139
18	MF	PEJMAN NOURI	14 Jul, 1980	0	1	0	3	90	RES	109	202
19	FW	MOHAMMAD GHOLAMI	13 Feb, 1983	0	0	0	83	RES	84	11	178
20	DF	MOHAMMAD NOSRATI	11 Jan, 1982	0	0	0	90	61	36	46	233
21	FW	ARASH AFSHIN	21 Jan, 1989	1	2	1	RES	RES	95	RES	95
22	GK	SHAHAB GORDAN	21 May, 1984	0	0	0	RES	RES	95	RES	95
23	MF	IMAN MOBALI	03 Nov, 1982	1	0	0	87	46	RES	RES	133

Key: GK: Goal keeper, DF: Defender, MF: Midfielder, FW: Forward, RES: Substitute, NEL: Not eligible to play, INJ: Injured, ABS: Absent, NP: Not playing PSO: Penalty shootout

Outstanding Players:

- (14) Anderanik Teymourian
- (7) Gholam Reza Rezaei
- (5) Hadi Aghili
- (17) Mohammad Nori

Strong Points:

- Good technical abilities among players
- Defense was compact and well organized
- Players with high physical conditions, especially speed
- Team with excellent harmony

System/Formation:

4-5-1

Technical:

The general level of technical abilities of the players was good. They made quality passing and their flanks and midfielders were adept at dribbling and heading was good when defending. Their shooting was reasonably good as 13 out of 44 shots taken were on target.

The goalkeeper had good physical abilities and technique. He was able to handle crosses with ease and took control in the penalty box area. He was a commanding and assured GK which also helped in the organization of the defense.

Tactics:

They were mentally tough and had good tactical knowledge. Defending deep, compact in own area and building up slowly from defense, occasionally using long balls to the upfront striker and individual penetrating runs with the ball. Speed and quickness in terms of attacking was immense.

Defensive:

- Flat four defending with zonal marking, the line always remained close and tight with (9) Mohammad Reza initiating the immediate defending duty.
- Line of back four marshalled outstandingly by (5) Aghily Anvar and assisted by (6) Nekonom Javad.
- Wide full back (11) Haji Safi frequently joined the offensive play. The immediate defending duty was usually from the midfield line applying quick pressing in the middle third and always stayed compact.
- Aerial challenges were easily cut-off by the tall central defenders.
- They played with great discipline in defending and kept the compactness.

Midfield:

They normally played with 5 players, three in depth and two as wide players. They would all dropped back to perform their defensive duties. (14) Timotian Samarani was the key player in their midfield line with (7) Gholareza Rezaei and (9) Mohammad Reza would mark tightly on opponents, aggressive in their tackles and moved up as a unit to support the offensive play on the flanks.

Offensive:

The buildup was mostly from back through middle using short quick combination play or with direct balls to target player or to the flanks. (7) Gholareza Rezaei played on the flanks and was very active in many games and proved to be a talented wide player in solo action.

Final Remarks:

The team was superior in all departments and in their group matches were all victories. The Coach had also given opportunities to all the squad members within the group stage. It was a memorable match against Korea Rep in the quarter-final which they bowed out after the hard fought extra time. A team that played with plenty of flairs and respected in this tournament.





TEAM DATA AND ANALYSIS

IRAQ - Group D

Final Ranking: 7th Place



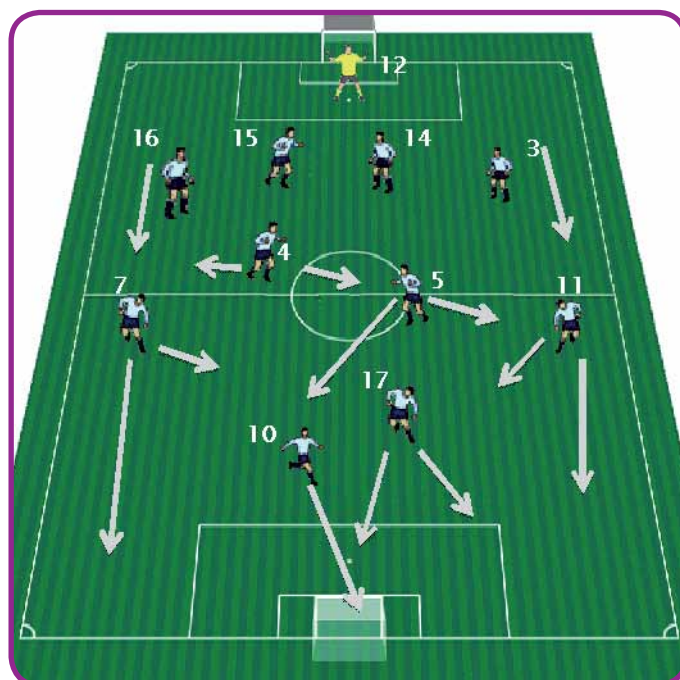
Coach: Wolfgang Sidka



Date of Birth: 26th May 1954

Career as a coach:

1989 -1993	Coach & player VFB Oldergurg, Tenni Borussia, Berlin Weider Bremen VFI
2000	Bhutan National Team
2003	Alarabi Club (Qatar)
2005	Bahrain National Team
2007	Al Gharaffa Club (Qatar)
2010	Iraq National Team



Group Matches:

10-1-11	Iraq vs. Iran	1 : 2
14-1-11	Iraq vs. UAE	1 : 0
18-1-11	Iraq vs. DPR Korea	1 : 0

Quarter-Final:

22-1-11	Iraq vs. Australia	0 : 1 a.e.t(0-0)
---------	--------------------	------------------

TEAM DATA:

Disciplinary Record:

Yellow cards	6
Red cards (indirect)	0
Red cards (direct)	0

Goal Scorers:

(10) Younus Mahmood	1
(13) Kerrar Jasim	1





APPEARANCES

No.	Pos.	Name	Date of birth	Total Goals	Total Cautions	Total Expulsion	Match 1	Match 2	Match 3	Match 4	Total (played time)
							IRN (1-2)	UAE (1-0)	PRK (1-0)	AUS (0-1)	
1	GK	ALI MUTTASHAR NASER	07 May, 1989	0	0	0	RES	RES	RES	RES	0
2	DF	MOHAMMED ALI KAREEM	25 Jun, 1986	0	0	0	RES	RES	RES	RES	0
3	DF	BASEM ABBAS	01 Jul, 1982	0	1	0	RES	26	90	120	236
4	MF	QUSAY MUNEEER	12 Apr, 1981	0	0	0	88	90	90	120	388
5	MF	NASHAT AKRAM	12 Sep, 1984	0	1	0	90	90	90	120	390
6	MF	SAAD ABDULAMEER LUAIBI	19 Jan, 1992	0	0	0	RES	RES	RES	RES	0
7	FW	EMAD MOHAMMED	24 Jul, 1982	0	0	0	82	61	RES	120	263
8	MF	SAMER SAEED	01 Jul, 1987	0	1	0	8	RES	RES	RES	8
9	FW	MUSTAFA KAREEM	16 Jul, 1987	0	0	0	2	16	73	57	148
10	FW	YOUNUS MAHMOOD	03 Feb, 1983	1	1	0	90	90	90	120	390
11	MF	HAWAR MOHAMMED	01 Jun, 1981	0	0	0	90	64	13	86	253
12	GK	MOHAMMED KASSID	10 Dec, 1986	0	0	0	90	90	90	120	390
13	MF	KERRAR JASIM	11 Jun, 1987	1	0	0	RES	29	77	RES	106
14	DF	SALAM SHAKER	31 Jul, 1986	0	0	0	46	RES	RES	75	121
15	DF	ALI ERHAIMA	08 Aug, 1985	0	1	0	90	90	90	120	390
16	DF	SAMAL SAEED	07 Jan, 1986	0	0	0	90	90	90	120	390
17	FW	ALA'A ABDULZEHRA	22 Dec, 1987	0	0	0	90	74	17	34	215
18	MF	MAHDI KAREEM	10 Dec, 1983	0	0	0	90	90	90	63	333
19	MF	AHMED AYAD	01 Jan, 1989	0	0	0	RES	RES	RES	RES	0
20	MF	MUTHANA KHALID SALIH	14 Jun, 1989	0	0	0	RES	RES	RES	RES	0
21	DF	AHMED IBRAHIM	25 Feb, 1992	0	1	0	44	90	90	45	269
22	GK	HAIDER RAAD	27 Apr, 1991	0	0	0	RES	RES	RES	RES	0
23	DF	SAAD ATIYAH	26 Feb, 1987	0	0	0	RES	RES	RES	RES	0

Key: GK: Goal keeper, DF: Defender, MF: Midfielder, FW: Forward, RES: Substitute, NEL: Not eligible to play, INJ: Injured, ABS: Absent, NP: Not playing PSO: Penalty shootout

Outstanding Players:

- (4) Qusay Muneer, hard worker with defending skills
- (5) Nashat Akram brain behind the team and possessed good skills
- (7) Emad Mohammed skillful and speedy

Strong Points:

- Good technical abilities among players
- Physically strong and well prepared
- Good team discipline
- Good tactical knowledge and game understanding

System/Formation:

4-4-2 / 4-5-1

Technical:

Most of their players have good level of technical skills and they were good in aerial duels. Their pacing and passing were quite good too. They took their chances by shooting from far but lacked accuracy.

Tactics:

They have a good level of tactical understanding and discipline mostly in defending. Players were strong mentally.

Defensive:

(7) Emad Raza would drop back when needed to defend immediately after losing possession of the ball. Zonal marking from middle third was compact forcing opponents to play long balls. (4) Qusay Muneer was in charge of depth defending midfield by starting pressing in their own half.

Midfield:

(4) Qusay Muneer and (5) Nashat Akram were mostly supporting in deep defending. the wide midfielder were active in offence as they were skillful and good runners. (5) Nashat Akram was the playmaker and key player of the team.

Offensive:

The team played with collective build up from defense, direct balls to target player (10) Younus Mahmood. The defensive midfielders initiated the offensive play with passes to wide players. Both the flank-backs were also involved in the attack with overlapping runs down the flanks.

Final Remarks:

The team did reasonably well in this tournament with good tactical knowledge and game understanding. However, they were far from what they had done four years ago, being the Asian Champion. Iraqi team was not able to have a grip on it to achieve collectively.





TEAM DATA AND ANALYSIS

CHINA - Group A

Final Ranking: 9th Place



Coach: Gao Hongbo



Date of Birth: 29th January 1966

Career as a coach:

- 1999 -2000 Head Coach Guangzhou Songri Club
- 2001 - 2002 Head Coach Shanghai Zhong Yuan
- 2003 - 2004 Asst. Coach China National Team
- 2005 - 2006 Head Coach Xiamen Club
- 2007 - 2008 Head Coach Chongchun Yatai
- 2009 - 2010 Head Coach China National Team

Group Matches:

8-1-11	China PR vs. Kuwait	2 : 0
12-1-11	China PR vs. Qatar	0 : 2
16-1-11	China PR vs. Uzbekistan	2 : 2

TEAM DATA:

Disciplinary Record:

Yellow cards	6
Red cards (indirect)	0
Red cards (direct)	0

Goal Scorers:

(8) Hao Junmin	1
(10) Deng Zhouxiang	1
(17) Zhang Linpeng	1
(21) Yu Hai	1





APPEARANCES

No.	Pos.	Name	Date of birth	Total Goals	Total Cautions	Total Expulsion	Match 1	Match 2	Match 3	Total (played time)
							KUW (2-0)	QAT (0-2)	UZB (2-2)	
1	GK	YANG ZHI	15 Jan, 1983	0	0	0	90	RES	90	180
2	DF	LI XUEPENG	18 Sep, 1988	0	0	0	RES	RES	90	90
3	DF	WANG QIANG	23 Jul, 1982	0	0	0	RES	RES	RES	0
4	DF	ZHAO PENG	20 Jun, 1983	0	0	0	58	90	RES	148
5	DF	DU WEI	09 Feb, 1982	0	0	0	90	90	90	270
6	MF	ZHOU HAIBIN	19 Jul, 1985	0	0	0	RES	31	RES	31
7	MF	ZHAO XURI	03 Dec, 1985	0	0	0	77	RES	46	123
8	MF	HAO JUNMIN	24 Mar, 1987	1	1	0	44	44	90	178
9	FW	YANG XU	12 Feb, 1988	0	0	0	90	48	30	168
10	MF	DENG ZHUOXIANG	24 Oct, 1988	1	0	0	90	90	17	197
11	MF	QU BO	15 Jul, 1981	0	2	0	46	90	RES	136
12	GK	GUAN ZHEN	06 Feb, 1985	0	0	0	RES	RES	RES	0
13	DF	LIU JIANYE	17 Jun, 1987	0	0	0	32	RES	44	76
14	MF	WANG SONG	12 Oct, 1983	0	0	0	RES	RES	90	90
15	MF	YU TAO	15 Oct, 1981	0	0	0	13	59	RES	72
16	MF	HUANG BOWEN	13 Jul, 1987	0	0	0	RES	RES	RES	0
17	DF	ZHANG LINPENG	09 May, 1989	1	2	0	90	90	90	270
18	FW	GAO LIN	14 Feb, 1986	0	0	0	RES	42	90	132
19	MF	YANG HAO	19 Aug, 1983	0	1	0	90	90	73	253
20	DF	RONG HAO	07 Apr, 1987	0	0	0	90	90	90	270
21	MF	YU HAI	04 Jun, 1987	1	0	0	90	46	60	196
22	GK	ZENG CHENG	08 Jan, 1987	0	0	0	RES	90	RES	90
23	DF	LI JIANBIN	19 Apr, 1989	0	0	0	RES	RES	RES	0

Key: GK: Goal keeper, DF: Defender, MF: Midfielder, FW: Forward, RES: Substitute, NEL: Not eligible to play, INJ: Injured, ABS: Absent, NP: Not playing PSO: Penalty shootout

Outstanding Players:

- (8) - Hao Junmin
- (17) - Zhang Linpeng
- (19) - Yang Hao
- (20) - Rong Hao

Strong Points:

- Good technical abilities among all players.
- Well organized in set pieces.
- Determined and have the ability to stay focused.
- Very organized and disciplined in their tactical maneuvers.
- Good young players who will be the core of the team in the future.

System/Formation:

Basic Formation; 4-4-2/4-5-1

Technical:

Good individual skill, 1v1 ability in both attack and defense was good in general with good influential free kick taker.

Defensive:

The defense line consisted of flat 4 players. They carried out zonal marking and remained in position with man to man marking when required. The central defenders (4) Zhao Peng and (5) Du Wei always joined in the offensive when free-kicks or corner kicks were awarded.

Midfield:

The midfielders remained in line and failed to provide enough cover to the defending line. (19) Yang Hao was the leader that initiated the offensive moves working together with (7) Zhao Xuri while (19) Yang Hao was also intensely involved in the team's defensive activities by making all the early tackles and taking on challenges.

Offensive:

The attacking movements and build up were mostly through midfielders (19) Yang Hao and (8) Hao Junmin together with (18) Gao Lin. When (19) Yang Hao was in possession, there were no off-the-ball movement from team mates or mobility from the attacker (18) Gao Lin. The flanks were not fully utilized.

When they were down against Qatar, the team made 3 changes and used quick counter-attacks by sending long diagonal passes to (18) Gao Lin. They did not let their guard down by keeping the shape of the team and remained focused at all times.

The whole team played according to the game tactics, building up play using width to advantage by the defenders. Set pieces were their weapon for goals.

Technical Aspects:

All of them possessed good technical abilities and were able to control the ball well when unopposed. However, when under pressure, the players found it difficult to control while on the move. They were composed with the ball. More often than not, they preferred to pass than to dribble even there was space for them to do so. Simple direct passing were well delivered to the receiver's foot but at an easy pace with prediction. Long passes were delivered from the defense but lacked accuracy. The defenders (4) Zhao Peng and (5) Du Wei possessed strong aerial headers. Most of the players shoot well but their goals were scored mostly from set plays (free-kicks and corner kicks).

Goalkeeping:

China No 1 (Yang Z) goalkeeper had good height and his judgment, anticipation and reading of the game situation in and around the box were outstanding. He was commanding and always giving instructions to his front players. He was also reliable and was able to use his feet when required giving out strong kicks off his hand and on ground ball. Commanding in the air and handled the aerial ball and crosses well. He had a calm personality with assuredness in directing his front players and positioned himself very well between the posts and also between the lines.

Final Remarks:

A mixture of youthful and senior players that the team should be given more time to understand each other as well as to digest the Head Coach's philosophy. Their individual defending was poor especially when losing possession. Some of the players need to know the basic principles of defending, both individually and collectively.





TEAM DATA AND ANALYSIS

BAHRAIN - Group C

Final Ranking: 10th Place

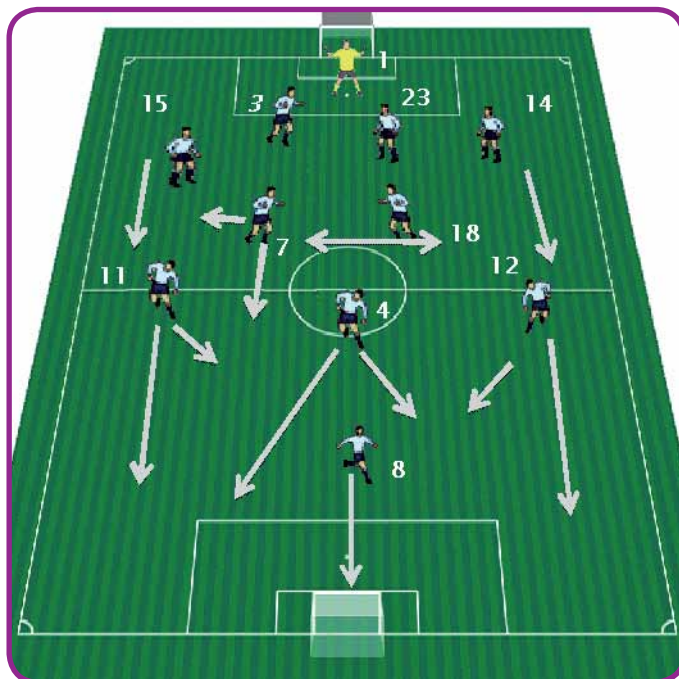


Coach: Salman Ahmed Rashed Shareeda

Date of Birth: 1st January 1952

Career as a coach:

Clubs - Almuharraq, Alnajmah, Alshaab, Rifaa
Alshargy
National team & Youth team
AFC cup -2007
National team-2010



Group Matches:

10-1-11	Bahrain vs. Korea Republic	1	:	2
14-1-11	Bahrain vs. India	5	:	2
18-1-11	Bahrain vs. Australia	0	:	1

TEAM DATA:

Disciplinary Record:

Yellow cards	7
Red cards (indirect)	1
Red cards (direct)	0

Goal Scorers:

(11) Ismaeel Abdullatif	4
(12) Faouzi Aaish	2





APPEARANCES

No.	Pos.	Name	Date of birth	Total Goals	Total Cautions	Total Expulsion	Match 1	Match 2	Match 3	Total (played time)
							KOR (1-2)	IND (5-2)	AUS (0-1)	
1	GK	MAHMOOD MANSOOR	01 Jun, 1980	0	0	0	90	94	90	274
2	DF	RASHED AL HOOTI	24 Dec, 1989	0	0	0	90	RES	35	125
3	DF	ABDULLA MARZOOQI	12 Dec, 1980	0	0	0	90	94	90	274
4	MF	ABDULLA FATADI	02 Nov, 1985	0	1	0	90	16	90	196
5	DF	SALEH ABDULHAMEED	04 Aug, 1982	0	0	0	RES	RES	RES	0
6	DF	ABBAS AYYAD	11 May, 1987	0	0	0	21	RES	RES	21
7	MF	HAMAD RAKEA	22 Apr, 1984	0	0	0	78	94	90	262
8	FW	JAYCEE JOHN	08 Oct, 1985	0	1	0	90	78	66	234
9	MF	ABDULWAHAB AL MALOOD	07 Jun, 1990	0	0	0	RES	RES	RES	0
10	DF	WALEED AL HAYAM	03 Feb, 1991	0	0	0	RES	RES	RES	0
11	FW	ISMAEEL ABDULATIF	11 Sep, 1986	4	0	0	79	83	90	252
12	MF	FAOUZI AAIISH	27 Feb, 1985	2	3	1	90	94	RES	184
13	MF	MAHMOOD ABDULRAHMAN	22 Nov, 1984	0	0	0	69	27	55	151
14	MF	SALMAN ISA	11 Jul, 1977	0	0	0	RES	94	90	184
15	MF	ABDULLA OMAR	01 Jan, 1987	0	0	0	90	94	90	274
16	DF	DAWOOD SAAD	09 Jul, 1986	0	0	0	RES	11	RES	11
17	DF	HUSAIN BABA	11 Feb, 1982	0	0	0	12	RES	RES	12
18	MF	ABDULWAHAB ALI	04 Jun, 1984	0	1	0	RES	94	90	184
19	MF	MAHMOOD AL AJMI	08 May, 1987	0	0	0	RES	RES	RES	0
20	FW	ABDULLA AL DAKEEL	03 Jun, 1985	0	0	0	11	67	24	102
21	GK	AHMED MUSHAIMA	13 Dec, 1982	0	0	0	RES	RES	RES	0
22	GK	ABBAS AHMED	13 Jun, 1983	0	0	0	RES	RES	RES	0
23	DF	EBRAHIM MESHKHAS	07 Jul, 1980	0	1	0	90	94	90	274

Key: GK: Goal keeper, DF: Defender, MF: Midfielder, FW: Forward, RES: Substitute, NEL: Not eligible to play, INJ: Injured, ABS: Absent, NP: Not playing PSO: Penalty shootout

Outstanding Players:

- (3) Abdulla Mazooqi, central defender with dominating heading quality
- (4) Abdulla Fatadi, second striker, good link with the midfield and top striker
- (11) Ismaeel Abdulatif, wide midfielder, very skillful, good positional sense, goal scorer
- (14) Salman Isa, experience player at left side and possess leadership quality.

Strong Points:

- Good technical abilities among all players
- Midfield pressing with cohesiveness
- Able to get to the by-line and cross with accuracy
- Defense splitting passes (against Korea Republic)
- Effective game strategy
- Aerial dominance in defense

System/Formation:

4-5-1

Technical:

They displayed good and clever first touch on the ball and were also comfortable with long and short passing game due to their mastery of the ball. Most players displayed confidence when moving with the ball. They were also good at changing speed and direction of the ball. Bahrain applied safe passing and quick ball circulation and switched the ball with accuracy and power. (11) Ismaeel Abdulatif who played on the right flank and the two central defenders, (3) Abdulla Mszooqi and (23) Ebrahim Meshkhas, were dominating figures in aerial balls, particularly against India whereby they scored five goals. (14) Salman Isa was effective in creating opportunities for the team at the left side too.

Tactics:

Their 4-5-1 formation gave them the ability to seal spaces around the penalty area. They had the tendency to work hard to regain the ball especially on the flanks. When defending, they operated in two lines of four with mobility and coordination.

Defensive:

Bahrain basic formation in defending was 4-5-1 with back-four and zonal marking supported by two defensive midfielders. The two central defenders used man marking at times and they played compactly by covering each other cohesively in a block of eight. The two full backs (14) Salman Isa who was played in midfield with particularly (15) Abdula Omar were offensive minded player in the team. With two good defensive screeners providing cover whenever the offense broke down while losing possession of the ball, the two wide midfielders withdrew to form the defensive block.

Midfield:

The five midfielders were compact by withdrawing and squeezing in to stay close to the back-four and often exert aggressive pressing from there. When attacking, Bahrain used the width of the field to advance the ball. They were quick in overlapping and one-two combination to get behind the opponents and attack the goal.

Offensive:

They often attacked with four players or at times used direct play to the front player (8) John while the two wide midfielders remained at the flanks at all times, thus opening up the space for the full-backs to move up in support of the offensive play.

Final Remarks:

A team that was very consistent in their performance throughout the three matches. It was unfortunate that they was drawn into this group with teams like Australia and Korea Rep. They did produce some nice piece of football in the match against the big teams in the group. With their local budded coach, team harmony was the key to their successful performance and with a young team like them; we could foresee a bright future.





TEAM DATA AND ANALYSIS

SYRIA - Group B

Final Ranking: 11th Place

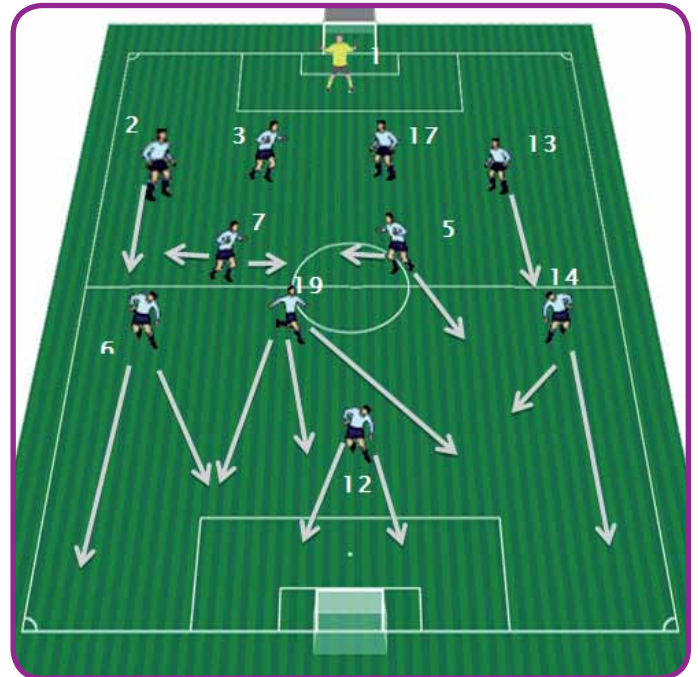


Coach: Valeriu Tita

Date of Birth: 22nd April 1966

Career as a coach:

2007–2008	Al-Ittihad
2010	Al-Ittihad
2010–2011	Syria



Group Matches:

9-1-11	Syria vs. Saudi Arabia	2 : 1
13-1-11	Syria vs. Japan	1 : 2
17-1-11	Syria vs. Jordan	1 : 2

TEAM DATA:

Disciplinary Record:

Yellow cards	11
Red cards (indirect)	1
Red cards (direct)	0

Goal Scorers:

(7) Abdulrazak Al Husein	2	
(10) Firas Al Khatib		1
(12) Mohamad Al Zino	1	





APPEARANCES

No.	Pos.	Name	Date of birth	Total Goals	Total Cautions	Total Expulsion	Match 1	Match 2	Match 3	Total (played time)
							KSA (2-1)	JPN (1-2)	JOR (1-2)	
1	GK	MOSAB BALHOUS	05 Oct, 1982	0	1	0	96	90	90	276
2	DF	BELAL ABDULDAIM	01 Jun, 1983	0	2	0	96	90	78	264
3	DF	ALI DYAB	23 May, 1982	0	1	0	96	90	63	249
4	DF	JEHAD AL BAOUR	27 Jun, 1987	0	0	0	RES	RES	RES	0
5	DF	FERAS ISMAIL	03 Jan, 1983	0	0	0	96	90	90	276
6	MF	JEHAD AL HUSSEIN	30 Jul, 1982	0	1	0	76	77	90	243
7	MF	ABDULRAZAK AL HUSEIN	15 Sep, 1986	2	1	0	96	90	90	276
8	MF	TAHA DYAB	23 Jul, 1990	0	0	0	RES	RES	RES	0
9	FW	QUSSAI HABIB	15 Apr, 1987	0	0	0	20	RES	12	32
10	FW	FIRAS AL KHATIB	09 Jun, 1983	1	0	0	RES	44	27	71
11	MF	ADEL ABDULLAH	10 Jan, 1984	0	0	0	31	RES	RES	31
12	FW	MOHAMAD AL ZINO	05 Feb, 1983	1	0	0	96	64	90	250
13	DF	NADIM SABAG	04 Aug, 1985	0	2	1	96	90	RES	186
14	MF	WAEI AYAN	13 Jun, 1985	0	0	0	83	90	90	263
15	DF	AHMAD AL SALIH	20 May, 1990	0	0	0	RES	RES	RES	0
16	GK	RADOWAN AL AZHAR	01 Jan, 1979	0	0	0	RES	RES	RES	0
17	DF	ABULKADER DEKA	10 Jan, 1985	0	1	0	96	90	90	276
18	FW	ABDULFATAH AL AGHA	01 Aug, 1984	0	1	0	RES	13	RES	13
19	FW	SANHARIB MALKI	01 Mar, 1984	0	0	0	65	26	90	181
20	MF	LOUAY CHANKO	29 Nov, 1979	0	0	0	RES	RES	27	27
21	DF	BURHAN SAHYOUNI	07 Apr, 1986	0	0	0	RES	RES	RES	0
22	GK	ADNAN AL HAFEZ	23 Apr, 1984	0	0	0	RES	RES	RES	0
23	MF	SAMER AOUD	09 Feb, 1982	0	1	0	13	46	63	122

Key: GK: Goal keeper, DF: Defender, MF: Midfielder, FW: Forward, RES: Substitute, NEL: Not eligible to play, INJ: Injured, ABS: Absent, NP: Not playing PSO: Penalty shootout

Outstanding Players:

- (5) Feras Ismail
- (7) Abdulrazak Al Husein
- (14) Wael Ayan
- (13) Nadim Sabag

Strong Points:

- 1v1 in defense as well as in attack
- Deep block defense with compactness between the lines
- Quick in transition from attack to defense and vice versa
- Fast counter- attacks in their offensive play
- Highly motivated and competitive
- Good physical condition among players
- Good team organization

System/Formation:

4-5-1

Technical:

The technical abilities of the most players were good. They were skillful with the ball and their defenders were good in aerial duels. They had good shooting techniques but not many attempts were made on goal. In defense they were discipline in marking and covering for one another, the defenders were good with anticipation and interception of the ball.

Tactics:

They played effective counter-attacks in their offense. At times, they would switch play by moving the ball to both flanks. Their transitions were quick and were able to recover the early balls. They moved as a unit and performed with very high spirits and commitment. The only setback was their immaturity and inability to carry out collective attacking behavior on when to speed up in the attack and to slow down the game.

Defensive:

Flat four defending with compactness, good covering and zonal and close marking. Defensive and midfield lines worked very closely and formed a solid defensive block.

Midfield:

They had (7) Abdulrazak Alhusein, the playmaker of the team, who was intelligent and very hardworking who distributed the ball with accuracy and vision. (5) Feras Ismail played as defensive midfielder with (6) Jehad Alhussien and (14) Waelayan constantly running down the flanks.

Offensive:

Quick transition from defense to offense with long balls, quick exchange of passes and some solo runs.

Final Remarks:

Syria performed rather well in the three games that they played in but it was not enough for them to qualify for the next round due to their players' inexperience as they were unable to perform under pressure especially in offense. They only utilized one style of play in all games and although their defending was good, their attacks were lacking experience and good understanding.





TEAM DATA AND ANALYSIS

DPR KOREA - Group D

Final Ranking: 12th Place

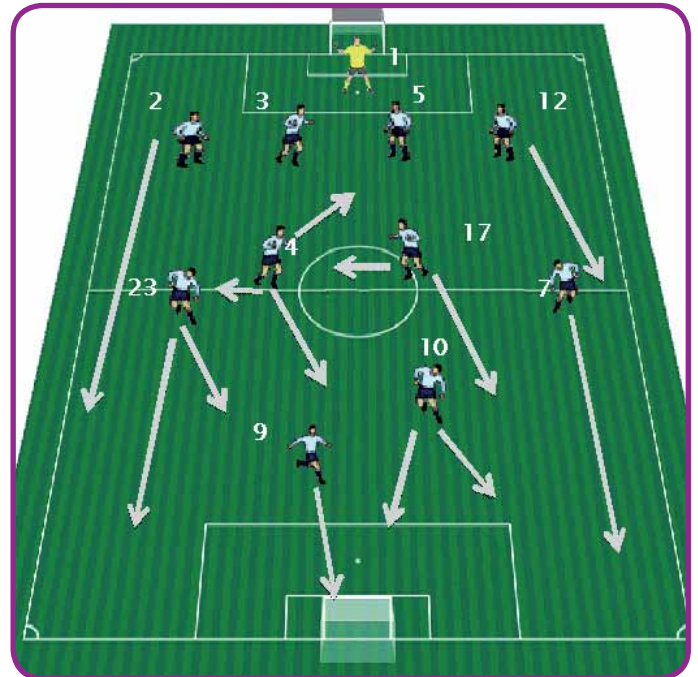


Coach: Jo Tong Sop

Date of Birth: 1st May 1959

Career as a coach:

2010 National Team



Group Matches:

11-1-11	DPR Korea vs. UAE	0 : 0
15-1-11	DPR Korea vs. Iran	0 : 1
19-1-11	DPR Korea vs. Iraq	0 : 1

TEAM DATA:

Disciplinary Record:

Yellow cards	5
Red cards (indirect)	0
Red cards (direct)	0

Goal Scorers:

Nil





APPEARANCES

No.	Pos.	Name	Date of birth	Total Goals	Total Cautions	Total Expulsion	Match 1	Match 2	Match 3	Total (played time)
							UAE (0-0)	IRN (0-1)	IRQ (0-1)	
1	GK	RI MYONG GUK	09 Sep, 1986	0	0	0	90	90	90	270
2	DF	CHA JONG HYOK	25 Sep, 1985	0	1	0	90	90	90	270
3	DF	RI JUN IL	24 Aug, 1987	0	0	0	RES	90	48	138
4	DF	PAK NAM CHOL	02 Jul, 1985	0	1	0	79	90	90	259
5	DF	RI KWANG CHON	04 Sep, 1985	0	0	0	90	90	90	270
6	MF	CHOE MYONG HO	03 Jul, 1988	0	0	0	11	RES	RES	11
7	MF	RYANG YONG GI	07 Jan, 1982	0	0	0	90	29	90	209
8	DF	JI YUN NAM	20 Nov, 1976	0	0	0	RES	RES	RES	0
9	FW	JONG TAE SE	02 Mar, 1984	0	0	0	83	65	90	238
10	FW	HONG YONG JO	22 May, 1982	0	2	0	48	90	90	228
11	MF	MUN IN GUK	29 Sep, 1978	0	0	0	RES	61	20	81
12	DF	JON KWANG IK	05 Apr, 1988	0	0	0	90	90	90	270
13	DF	PAK CHOL JIN	05 Sep, 1985	0	0	0	RES	RES	RES	0
14	DF	PAK NAM CHOL	03 Oct, 1988	0	1	0	90	RES	42	132
15	MF	KIM YONG JUN	19 Jul, 1983	0	0	0	RES	RES	RES	0
16	FW	CHOE KUM CHOL	09 Feb, 1987	0	0	0	RES	RES	RES	0
17	MF	AN YONG HAK	25 Oct, 1978	0	0	0	90	90	90	270
18	GK	KIM MYONG GIL	16 Oct, 1984	0	0	0	RES	RES	RES	0
19	FW	AN CHOL HYOK	27 Jun, 1987	0	0	0	42	RES	RES	42
20	DF	RI KWANG HYOK	17 Aug, 1987	0	0	0	RES	RES	RES	0
21	FW	PAK CHOL MIN	10 Dec, 1988	0	0	0	7	25	RES	32
22	GK	RI KWANG IL	13 Apr, 1988	0	0	0	RES	RES	RES	0
23	MF	KIM KUK JIN	05 Jan, 1989	0	0	0	90	90	70	250

Key: GK: Goal keeper, DF: Defender, MF: Midfielder, FW: Forward, RES: Substitute, NEL: Not eligible to play, INJ: Injured, ABS: Absent, NP: Not playing PSO: Penalty shootout

Outstanding Players:

- (10) Hong Yong Jo
- (23) Kim Kuk Jin
- (7) Ryang Yong Gi
- (4) Pak Nam Chol

Strong Points:

- Good technical abilities among all players
- Hard working
- Physically strong and well-built
- Disciplined as a unit

System/Formation:

4-4-2

Technical:

Some players were technically good and some were average. The passing quality was average and when under pressure, the passes went astray. Both (5) Ri Kwang Chon and (9) Jong Tae Se were good in their heading duels but others were just average. Shooting techniques were just mediocre and often missed the intended targets.

Tactics:

They did not make changes to their style of play and maintained the same shape most of the time. They would lay behind with constructive build-up play through the middle, shifting to the flanks to (10) Hong Yong Jo and (9) Jong Tae Se or just direct ball to the top striker. The coach made very minimal changes by using mostly first choice players for all the matches they played in.

Defensive:

They reacted according to situation by early defending with early pressing or delay by dropping off to middle third of the field. At times, there was zonal marking with uncoordinated pressing with midfielders squeezing in to stay compact with defending line. (17) An Yong Hak was the player in charge of depth defending.

Midfield:

The four midfielders were mostly operating in a same line with (17) An Yong Hak playing as defensive midfield working tirelessly in front of the defending line, whereas the other three midfielders would always support the offensive play which was mostly orchestrated by (4) Pak Nam Chol who was the playmaker of the team.

Offensive:

Their attacking play was mostly build up from back through the middle with short passing and shifting to the flanks to (10) Hong Yong Jo and (9) Jong Tae Se. There were some individual actions by the attackers but they were not threatening to the opponents.

Final Remarks:

However, they were unable to produce the same kind of performance which they did six months ago with the same set of players but with a different coach. They were far from (high) expectations and disappointing as they were unable to win a match or even score a goal.





TEAM DATA AND ANALYSIS

UNITED ARAB EMIRATES - Group D

Final Ranking: 13th Place



Coach: Srecko Katanec

Date of Birth: 16th July 1963

Career as a coach:

Nova Gorica Club
Olimpiyacos Club
Pirreus Club
Slovenia National Team
Macedonia National Team
United Arab Emirates National Team



Group Matches:

11-1-11	UAE vs. DPR Korea	0 : 0
15-1-11	UAE vs. Iraq	0 : 1
19-1-11	UAE vs. Iran	0 : 3

TEAM DATA:

Disciplinary Record:

Yellow cards	6
Red cards (indirect)	1
Red cards (direct)	0

Goal Scorers:

Nil





APPEARANCES

No.	Pos.	Name	Date of birth	Total Goals	Total Cautions	Total Expulsion	Match 1	Match 2	Match 3	Total (played time)
							PRK (0-0)	IRQ (0-1)	IRN (0-3)	
1	GK	MAJED NASER	01 Apr, 1984	0	1	0	90	90	95	275
2	DF	KHALID SEBIL	22 Jun, 1987	0	2	1	90	90	95	275
3	DF	MOHAMED AHMAD GHARIB	16 Apr, 1989	0	0	0	RES	RES	RES	0
4	MF	SUBAIT KHATER	27 Feb, 1980	0	0	0	90	84	95	269
5	MF	AMER ABDULRAHMAN	03 Jul, 1989	0	0	0	90	90	64	244
6	DF	FARES JUMA	30 Dec, 1988	0	0	0	RES	RES	RES	0
7	MF	ALI AL WEHAIBI	27 Oct, 1983	0	0	0	90	74	53	217
8	DF	HAMDAN AL KAMALI	02 May, 1989	0	2	0	90	90	95	275
9	FW	MOHAMED AL SHEHHI	28 Mar, 1988	0	0	0	RES	RES	31	31
10	FW	ISMAEL MATAR	07 Apr, 1983	0	1	0	90	90	95	275
11	FW	AHMED KHALIL	08 Jun, 1991	0	0	0	77	68	75	220
12	GK	OBAID AL TAWILA	26 Aug, 1979	0	0	0	RES	RES	RES	0
13	MF	THEYAB AWANA	06 Jul, 1990	0	0	0	RES	RES	RES	0
14	DF	WALID ABBAS	11 Jun, 1985	0	0	0	90	90	95	275
15	MF	ISMAIL AL HAMMADI	01 Jul, 1988	0	0	0	90	90	95	275
16	MF	AMIR MUBARAK	28 Dec, 1987	0	0	0	RES	6	RES	6
17	DF	YOUSEF JABER	25 Feb, 1985	0	0	0	90	90	95	275
18	DF	ABDULLA MOUSA	23 Feb, 1987	0	0	0	RES	RES	RES	0
19	FW	SAEED AL KAS	20 Feb, 1976	0	0	0	RES	22	RES	22
20	FW	SAEED AL KATHIRI	28 Mar, 1988	0	0	0	13	RES	20	33
21	DF	MAHMOUD KHAMIS	28 Oct, 1987	0	0	0	RES	16	RES	16
22	GK	ALI KHASEIF	09 Jun, 1987	0	0	0	RES	RES	RES	0
23	MF	OMAR ABDULRAHMAN	20 Sep, 1991	0	0	0	RES	RES	42	42

Key: GK: Goal keeper, DF: Defender, MF: Midfielder, FW: Forward, RES: Substitute, NEL: Not eligible to play, INJ: Injured, ABS: Absent, NP: Not playing PSO: Penalty shootout

Outstanding Players:

- (4) Subait Khater
- (5) Amer Abdulrahman
- (8) Hamdan Al Kamali
- (10) Ismael Matar

Strong Points:

- Good technical abilities among all players
- Excellent in inter-passes in their build-ups
- Comfortable to have possession in the attack even under pressure
- Good strong team spirit in all their matches

System/Formation:

4-4-2 / 4-5-1

Technical:

The Emirates had good technical abilities among all the players in terms of ball control and possessions in their offensive play in all their matches. They played also as a team in both defense and offense. Second striker (10) Ismael Matar was the key figure with good skill and speed in working with his teammates in the attack. However, their finishing ability was far from expectation.

Tactics:

The offensive plays were began from the two midfielders (4) Subait Khater and (5) Amer Abdulrahman, they both providing support to (10) Ismael Matar, the attacker. Good possession play by using competent short accurate passes to build up from the middle but achieved no goals in all the group matches. In defense they played as a unit and aimed at recapturing the ball as early as possible. However, due to their physical status and it was not easy for them to overcome what they had encountered.

Defensive:

They played with flat back four defending supported by midfielders (5) Amer Abdulrahman & (4) Subait Khater in front to carry out early defending from the middle third. They used zonal marking with occasional pressing initiated by the leader (4) Subait Khater.

Midfield:

Their (5) Amer Abdulrahman and (4) Subait Khater were sharing both the defensive and offensive duties depending on the situation of the game whereas (7) Ali Ahmed would provide support to (15) Ismail Salem and (10) Ismael Matar in offense.

Offensive:

They launched their attack through build up from behind with a triangle of (4) Subait Khater, (5) Amer Abdulrahman and (10) Ismael Matar by short quick combination of short passes. Occasionally they played long ball to (11) Ahmed Khalil who was the target player or direct ground ball to (10) Ismael Matar.. Both were equally good with their own individual actions too.

Final Remarks:

Their overall performance was sliding from game to game. They started with a solid performance against World Cup candidate DPR Korea but struggled against Iraq and Iran. It was mostly due to their inability to cope with the pace of their opponents. Their possession of the ball was very good but their defending strength was not on the same level. Above all, they were a young team and definitely they would improve in the future tournaments.





TEAM DATA AND ANALYSIS

KUWAIT - Group A

Final Ranking: 14th Place



Coach: Goran Tufgedzic (Serbia)



Date of Birth: 25th November 1971

Career as a coach:

1999 - 2001	Kostolat Roda, Serbia
2002 - 2003	Qadsiya FC, Kuwait
2003 - 2005	Kostolat Roda, Serbia
2005	Qadsiya FC, Kuwait
2006 -2008	Shebab FC, Kuwait
2009	Asst Coach Kuwait National Team
Jan, 2010	Head Coach Kuwait National Team (2010 Champion GULF CUP Competition)



Group Matches:

10-1-11	Kuwait vs. China	0 : 2
14-1-11	Kuwait vs. UZB	1 : 2
18-1-11	Kuwait vs. Qatar	0 : 3

TEAM DATA:

Disciplinary Record:

Yellow cards	11
Red cards (indirect)	0
Red cards (direct)	1

Goal Scorers:

(17) Bader Al Mutwa	1
---------------------	---





APPEARANCES

No.	Pos.	Name	Date of birth	Total Goals	Total Cautions	Total Expulsion	Match 1	Match 2	Match 3	Total (played time)
							CHN (0-2)	UZB (1-2)	QAT (0-3)	
1	GK	KHALED AL RASHIDI	20 Apr, 1987	0	0	0	RES	RES	RES	0
2	DF	YAQOUB AL TAHER	27 Oct, 1983	0	1	0	90	94	46	230
3	DF	FAHAD AWAD	26 Feb, 1985	0	0	0	52	80	RES	132
4	DF	HUSSAIN FADHEL	09 Oct, 1984	0	2	0	90	94	90	274
5	FW	AHMAD AJAB	13 May, 1984	0	0	0	RES	14	44	58
6	DF	AMER MATOUG	21 Apr, 1988	0	1	0	90	94	90	274
7	MF	FAHAD AL ENEZI	01 Sep, 1988	0	0	0	84	94	90	268
8	MF	SALEH AL SHEIKH	29 May, 1982	0	1	0	RES	RES	62	62
9	DF	ALI MAQSEED	11 Dec, 1986	0	0	0	RES	RES	RES	0
10	FW	KHALED KHALAF	15 Aug, 1983	0	0	0	RES	RES	11	11
11	MF	FAHED AL EBRAHIM	25 Feb, 1987	0	0	0	RES	RES	RES	0
12	MF	ABDULLAH AL SHAMALI	19 Jan, 1988	0	0	0	RES	RES	RES	0
13	DF	MESAD NADA	08 Jul, 1983	0	0	1	90	RES	RES	90
14	MF	TALAL AL AMER	22 Feb, 1987	0	1	0	90	94	90	274
15	MF	WALIED ALI	03 Nov, 1980	0	1	0	71	71	90	232
16	FW	HAMAD NAYEF	05 Oct, 1986	0	0	0	6	48	79	133
17	FW	BADER AL MUTWA	10 Jan, 1985	1	0	0	90	94	90	274
18	MF	JARAH AL ATEEQI	15 Oct, 1981	0	1	0	90	46	RES	136
19	DF	AHMAD AL RASHIDI	16 Aug, 1983	0	1	0	RES	RES	90	90
20	MF	YOUSEF NASER	09 Oct, 1990	0	0	0	38	94	RES	132
21	MF	ABDULAZIZ MASHAN	19 Oct, 1988	0	0	0	19	23	28	70
22	GK	NAWAF AL KHALDI	25 May, 1981	0	0	0	90	94	90	274
23	GK	HAMEED AL QALLAF	10 Aug, 1987	0	0	0	RES	RES	RES	0

Key: GK: Goal keeper, DF: Defender, MF: Midfielder, FW: Forward, RES: Substitute, NEL: Not eligible to play, INJ: Injured, ABS: Absent, NP: Not playing PSO: Penalty shootout

Outstanding Players:

- (14) Talal Al Amer
- (17) Bader Almotawaa

Strong Points:

- Good technical abilities among players
- Recovered the ball as soon as possession lost
- Excellent off-the-ball movement in attack
- Never say die attitude even fell behind
- Good team spirit and hard working players

System/Formation:

4-5-1

Technical:

All of them possessed good technical abilities and were skillful with the ball, excellent in short passing with pace and accurate in their long delivery. The defenders were good in aerial dominance and were not sharp or clinical in front of the goal.

Tactics:

They played with good tactical understanding from the defending line but the midfielders were slow in reacting to pressing as a unit more often individually without numerical support. They launched their attack mainly from both the flanks but were less effective.

Defensive:

The defensive line consisted of a flat back 4 maintaining their positions always. The midfielders carried out aggressive defending individually without cover for one another.

Midfield:

The five midfielders consisted of two as defensive players operating in the middle and two on the flanks providing support in both defense and offense. (17) Bader Al Mutwa was the key player in the offensive role and supplied all passes to the striker and flank players in their attack.

Offensive:

(20) Yousef Al Sulaiman, the lone striker was supported by (17) Bader Al Mutwa, the backup striker and (7) Fahad Saleh played on the flank to deliver crosses.

Final Remarks:

Although Kuwait was the current Gulf Champion, they came to this competition with high hopes and excellent spirit. However, due to their inexperience and youthful squad, they were eliminated in the group stage.





TEAM DATA AND ANALYSIS

SAUDI ARABIA - Group B

Final Ranking: 15th Place



Coach: Jose Dos Santos

Date of Birth: 4th April 1960

Career as a coach:

- 7 Years Coach of Second Team, Real Madrid
- 2 Years Coach of Real Madrid
- 2 Years Coach of Lisbon
- 1 Year Coach of Alhilar Club
- 1 Year Coach of Budapest, Hungary
- 2 Years Coach of Saudi Arabia National Team



Group Matches:

9-1-11	Saudi Arabia vs. Syria	1	:	2
13-1-11	Saudi Arabia vs. Jordan	0	:	1
17-1-11	Saudi Arabia vs. Japan	0	:	5

TEAM DATA:

Disciplinary Record:

Yellow cards	5
Red cards (indirect)	0
Red cards (direct)	0

Goal Scorers:

(17) Taiseer Al Jassam	1
------------------------	---





APPEARANCES

No.	Pos.	Name	Date of birth	Total Goals	Total Cautions	Total Expulsion	Match 1	Match 2	Match 3	Total (played time)
							SYR (1-2)	JOR (0-1)	JPN (0-5)	
1	GK	WALEED ABDULLAH	19 Apr, 1986	0	0	0	96	90	92	278
2	DF	ABDULLAH SHUHAIL	22 Jan, 1985	0	0	0	96	87	92	275
3	DF	OSAMA HAWSAWI	31 Mar, 1984	0	0	0	96	90	92	278
4	DF	HAMAD AL MONTASHARI	22 Jun, 1982	0	0	0	RES	RES	RES	0
5	DF	OSAMA AL HARBI	16 May, 1984	0	1	0	96	90	92	278
6	MF	AHMED ATEEF	14 Apr, 1983	0	1	0	96	RES	92	188
7	DF	KAMIL AL MOUSA	29 Aug, 1982	0	1	0	RES	90	92	182
8	MF	MANAF ABOSHGAIR	05 Feb, 1980	0	0	0	68	RES	64	132
9	FW	NAIF HAZAZI	27 Jul, 1988	0	0	0	39	90	46	175
10	MF	MOHAMMED AL SHALHOUB	08 Dec, 1980	0	0	0	RES	65	92	157
11	FW	NASSIR	23 Nov, 1983	0	0	0	57	44	RES	101
12	DF	MISHAL AL SAEED	18 Jul, 1983	0	1	0	96	RES	RES	96
13	MF	MOTAZ AL MOSA	06 Aug, 1987	0	1	0	RES	RES	46	46
14	MF	SAUD KARIRI	08 Jul, 1980	0	0	0	96	90	RES	186
15	MF	ABDOH AUTEF	02 Apr, 1984	0	0	0	46	46	28	120
16	MF	ABDULAZIZ AL DAWSARI	11 Oct, 1988	0	0	0	RES	3	RES	3
17	MF	TAISEER AL JASSAM	25 Jul, 1984	1	0	0	50	90	92	232
18	MF	NAWAF ALABID	26 Jan, 1990	0	0	0	28	25	RES	53
19	DF	MOHAMMED MASSAD	17 Feb, 1983	0	0	0	RES	RES	RES	0
20	FW	YASSER AL QAHTANI	10 Oct, 1982	0	0	0	96	90	92	278
21	GK	MABROUK ZAID	11 Feb, 1979	0	0	0	RES	RES	RES	0
22	GK	SHAIAN H	23 May, 1989	0	0	0	RES	RES	RES	0
23	FW	MUHANNAH ABU RADIYAH	14 Oct, 1986	0	0	0	RES	RES	RES	0

Key: GK: Goal keeper, DF: Defender, MF: Midfielder, FW: Forward, RES: Substitute, NEL: Not eligible to play, INJ: Injured, ABS: Absent, NP: Not playing PSO: Penalty shootout

Outstanding Players:

- (20) Yasser Al Qahtani
- (10) Mohammed Al Shalhoub
- (2) Abdullah Shuhail

Strong Points:

- Good technical individual abilities among players
- Good link between team lines especially in the first two matches
- Midfield dominance in first two matches

System/Formation:

4-4-2

Technical:

The players were good in individual technical abilities in terms of defense and offense. They had also talent and experience players in the offensive area however they just unable to combine and perform to what they should be especially in the first two matches.

Tactics:

The team was organized with excellent ball players but the offensive behavior of the players was not cohesive as most of them were very individual which created a lack in understanding of the needs of the team as a whole.

Defensive:

They applied a straight flat 4 with zonal marking, structured and disciplined in defending with midfielder (14) Khariri Saud in front of the back line in assisting the defense.

Midfield:

They started their first 2 games in a diamond shape positioned midfield which was unusual way of positioning in comparison to the past. It had weakened the defending side and also the front central midfielder (15) Ahboh Ibrahim and (17) Taiseer Jabir who blocked the return path of (20) Yasser Al Gattani as he usually came back deep to collect the ball in the attack. However when they reset, back to normal in the last game against Japan, the attitude in the team was not the same as in the previous matches.

Offensive:

Yasser Al Gahtani was put up front and had to wait for the balls that made him played less effectively and not his normal best. His partnering strikers (11) Al Shamrani in the first match and (9) Hasasi in the second, were unable to pair up to create an understanding and an effective combination between them.

Final Remarks:

The Saudi team was unable to produce what they had done over the years. The formation definitely affected their performance as they had never played a midfield diamond shape style. They were not competent in defense as well.

As a result, they were unable to break through the Syrian and Jordanian's block and compact defense. The early departure of their coach had also affected the team morale and rhythm.





TEAM DATA AND ANALYSIS

INDIA - Group C

Final Ranking: 16th Place



Coach: Bob Houghton

Date of Birth: 30th October 1947

Career as a coach:

1970–1971	Hastings United 45(54)
1971–1975	Maidstone United
1974–1980	Malmö FF
1980	Ethnikos Piraeus
1980–1982	Bristol City
1982–1984	Toronto Blizzard
1984–1986	Al-Ittihad
1987–1989	Örgryte IS
1990–1992	Malmö FF
1993	Al-Ittihad
1994–1995	FC Zürich
1996	Colorado Rapids
1997–1999	China
2000	Shanghai Pudong
2001	Sichuan Quanzhong
2002-2003	Zhejiang Greentown
2005	Uzbekistan
2005-2006	Changsha Ginde
2006–2011	India



Group Matches:

10-1-11	India vs. Australia	0 : 4
14-1-11	India vs. Bahrain	2 : 5
18-1-11	India vs. Korea Rep	1 : 4

TEAM DATA:

Disciplinary Record:

Yellow cards	3
Red cards (indirect)	0
Red cards (direct)	0

Goal Scorers:

(11) Sunil Chhetri	2
(19) Gouramangi Singh	1





APPEARANCES

No.	Pos.	Name	Date of birth	Total Goals	Total Cautions	Total Expulsion	Match 1	Match 2	Match 3	Total (played time)
							AUS (0-4)	BHR (2-5)	KOR (1-4)	
1	GK	SUBRATA PAUL	24 Dec, 1986	0	0	0	90	94	90	274
2	DF	GOVIN SINGH	03 Jan, 1988	0	0	0	RES	RES	RES	0
3	DF	N S MANJU	09 May, 1987	0	0	0	RES	RES	RES	0
4	DF	RAKESH MASIH	18 Mar, 1987	0	0	0	RES	RES	RES	0
5	DF	ANWAR	24 Sep, 1984	0	0	0	90	94	90	274
6	MF	BALDEEP SINGH	06 Feb, 1987	0	0	0	RES	RES	RES	0
7	MF	N P PRADEEP	28 Apr, 1983	0	0	0	61	74	56	191
8	MF	RENEDY SINGH	20 Jun, 1979	0	0	0	11	74	5	90
9	FW	ABHISHEK YADAV	10 Jun, 1980	0	0	0	27	94	78	199
10	MF	CLIFFORD MIRANDA	11 Jul, 1982	0	0	0	RES	RES	RES	0
11	FW	SUNIL CHHETRI	03 Aug, 1984	2	0	0	90	94	90	274
12	DF	DEEPAK KUMAR MANDAL	13 Oct, 1979	0	0	0	90	20	85	195
13	GK	GURPREET SINGH SANDHU	03 Feb, 1992	0	0	0	RES	RES	RES	0
14	DF	MAHESH GAWLI	23 Jan, 1980	0	0	0	RES	RES	RES	0
15	FW	BHAICHUNG BHUTIA	15 Jun, 1976	0	0	0	RES	RES	12	12
16	MF	MERAJUDDIN WADOO	13 Sep, 1984	0	1	0	29	20	34	83
17	DF	SURKUMAR SINGH	21 Mar, 1983	0	0	0	90	94	90	274
18	FW	MOHAMMED RAFI	24 Mar, 1982	0	0	0	63	RES	RES	63
19	MF	GOURAMANGI SINGH	25 Jan, 1986	1	0	0	90	94	90	274
20	MF	CLIMAX LAWRENCE	16 Jan, 1979	0	0	0	90	94	90	274
21	GK	SUBHASISH ROY CHOWDHURY	27 Sep, 1986	0	0	0	RES	RES	RES	0
22	FW	SYED RAHIM NABI	14 Dec, 1985	0	1	0	90	94	90	274
23	MF	STEVEN DIAS	25 Dec, 1983	0	1	0	79	94	90	263

Key: GK: Goal keeper, DF: Defender, MF: Midfielder, FW: Forward, RES: Substitute, NEL: Not eligible to play, INJ: Injured, ABS: Absent, NP: Not playing PSO: Penalty shootout

Outstanding Players:

- (11) Sunil Chhetri, mobile striker, good positioning and goal scorer
- (7) N P Pradeep, high work-rate, good vision
- (20) Climax Lawrence, offensive -minded midfielder, defense-splitting passes

Strong Points:

- Deep block defense
- Team work in counter attacks
- Determination
- Disciplined

System/Formation:

4-4-2

Style of Play:

India opted a very defensive style of play and relied on counter-attacks against their opponents. The defenders were in a straight four with zonal marking and the two mid-line midfield players were also position in a straight as well. They left the twin strikers up front though one of them also retreated to assist the defense. They collected a total of three goals and put up a creditable performance throughout this tournament.

Technical:

The basic technical abilities of Indian players were satisfactory however their defensive abilities especially in the back line had to improve as they conceded a total of 13 goals in 3 matches. There was good individuals in the offensive side and gave threats to the opponents.

Tactics:

They played a very defensive tactics with plenty of players to form a deep defensive block in dealing against opposition. In the offensive set up, they always aimed for the target player up front and pushed forward quickly in trying for goal. Set play was another form of goal attempt tactics during their plays.

Defensive:

Zonal back four with 2 defensive midfielders. They squeezed and played rather deep with the two full-backs pinched in as soon as the team lost possession of the ball. Only (17) Irungbam Singh, the right fullback was able to join the attack on winning the ball back. When the midfielders pressed in the midfield third and the backline did not stay compact, which left space for the opponents to exploit.

Midfield:

They used diamond midfield shape and two wide midfielders. Their slow transition from attack to defense was the biggest obstacle of the team. In offense they used quite a lot of long passes to the target player up front. However, due to the lacked of quick support to the strikers, they had difficulties in breaking through.

Offensive:

India played direct to the target player (11) Chhetri Sunil or diagonal to the flank players, (23) Dias Steven Benedic and (22) Syed Rahim Nabi. The support wasn't quick enough and the attacks mainly relied on the striker's individuality.

Final Remarks:

India came through to this tournament from AFC Challenge Cup and obvious had plenty of difference in terms of strength in compare to their oppositions. However, they played to their best abilities against the stronger opponents and scored three goals in three matches. They had extreme good attitude and strong determination and were good example to emulate and admire.





REFEREES & ASSISTANT REFEREES

Name	Country	Designation
BENJAMIN WILLIAMS	AUSTRALIA	Referee
NAWAF SHUKRALLA	BAHRAIN	Referee
ABDULLAH MOHAMED AL HILALI	OMAN	Referee
MOHAMED ABDERREZAK BENOUSA	ALGERIA	Referee
KIM DONG JIN	KOREA, REPUBLIC	Referee
KHALIL AL GHAMDI	SAUDI ARABIA	Referee
ABDUL MALIK ABDUL BASHIR	SINGAPORE	Referee
FAGHANI ALIREZA	I.R. IRAN	Referee
SUBKHIDDIN MOHD SALLEH	MALAYSIA	Referee
RAVSHAN IRMATOV	UZBEKISTAN	Referee
ABDULRAHMAN ABDOU	QATAR	Referee
ALI HAMAD ALBADWAWI	UNITED ARAB EMIRATES	Referee
KOVALENKO VALENTIN	UZBEKISTAN	Referee
YUICHI NISHIMURA	JAPAN	Referee
TORKI MOHSEN	I.R. IRAN	Referee
ABDULLAH BALOUSHI	QATAR	Referee
NAGI TOSHIYUKI	JAPAN	Assistant Referee
BENJAMIN WILSON	AUSTRALIA	Assistant Referee
HAJA MAIDIN BIN A P PEER MOHAMED	SINGAPORE	Assistant Referee
HAKAN ANAZ	AUSTRALIA	Assistant Referee
JEFFREY GOH	SINGAPORE	Assistant Referee
SALEH MOHAMED AL MARZOUQI	UNITED ARAB EMIRATES	Assistant Referee
HAMED SULAIMAN AL MAYAHI	OMAN	Assistant Referee
KHALED RASHED ALALLAN	BAHRAIN	Assistant Referee
JANG JUNMO	KOREA, REPUBLIC	Assistant Referee
AMINE MEKNOUS MOHAMED BRAHIM	ALGERIA	Assistant Referee
YASER MARAD	KUWAIT	Assistant Referee
ABDUKHAMIDULLO RASULOV	UZBEKISTAN	Assistant Referee
MHD JAWDAT NEHLAWI	SYRIAN ARAB REPUBLIC	Assistant Referee

Name	Country	Designation
MOHAMMAD JABER DHARMAN	QATAR	Assistant Referee
JEONG HAE SANG	KOREA, REPUBLIC	Assistant Referee
REZA SOKHANDAN	I.R. IRAN	Assistant Referee
HASSAN KAMRANIFAR	I.R. IRAN	Assistant Referee
SAGARA TORU	JAPAN	Assistant Referee
MOHD SABRI BIN MAT DAUD	MALAYSIA	Assistant Referee
ABDELHAK ETCHIALI	ALGERIA	Assistant Referee
RAFAEL ILYASOV	UZBEKISTAN	Assistant Referee
BAKHADYR KOCHKAROV	KYRGYZSTAN	Assistant Referee
HASSAN RASHID ALTHAWADI	QATAR	Assistant Referee
MU YUXIN	CHINA P.R.	Assistant Referee



AFC ASIAN CUP QATAR 2011™

Technical Report & Statistic

Official publication of the Asian Football Confederation (AFC)

Publisher

Asian Football Confederation (AFC)

President

Mohamed Bin Hammam

Asian Football Confederation

AFC House Jalan 1/155B Bukit Jalil 57000 Kuala Lumpur Malaysia
Tel: +603 8994 3388 Fax: +603 8994 2689 www.the-AFC.com

Editing and Production

AFC Coach & Asian Cup Department

TSG Coordinator

Kwok Ka Ming

TSG Officers

Bader A SH Ahmad, Kuwait
Morteza Mohases, IR Iran
Lim Kim Chon, Malaysia
Ahmad Omar Festuk, Qatar

Videographer

Zainol Bin Talep, Malaysia

Photos


Galvin Tan

Design/ Layout

Henry Khor
David Chang

The reproduction of articles – even partially – is prohibited unless permission has been sought from the publisher and a reference is made to the source (copyright: AFC). Permission to reproduce photos must be sought from the Asian Football Confederation (AFC).

The AFC logo is a registered trademark.





Asian Football Confederation

AFC House, Jalan 1/155B, Bukit Jalil, 57000 Kuala Lumpur, Malaysia
Tel : +603 8994 3388 | Fax : +603 8994 2689 | Email : marketing@the-afc.com

www.afcasiancup.com