



# OFFICIAL GUIDE 2020

@THEAFCHUB

@THEAFCLL

#ACL2020



# Participating Clubs

## GROUP A



Al Wahda  
FSC (UAE)



Al Shorta  
(IRQ)



Esteghlal FC  
(IRN)



Al Ahli Saudi  
FC (KSA)

## GROUP B



Al Hilal SFC  
(KSA)



Shabab Al  
Ahli Dubai  
(UAE)



Pakhtakor  
(UZB)



Shahr Khodro  
FC (IRN)

## GROUP C



Al Duhail SC  
(QAT)



Al Taawoun  
FC (KSA)



Sharjah FC  
(UAE)



Persepolis FC  
(IRN)

## GROUP D



Sepahan FC  
(IRN)



Al Sadd SC  
(QAT)



Al Nassr (KSA)



Al Ain FC  
(UAE)

## GROUP E



Beijing FC  
(CHN)



Chiangrai  
United (THA)



Melbourne  
Victory (AUS)



FC Seoul  
(KOR)

## GROUP F



Ulsan Hyundai  
FC (KOR)



Shanghai  
Shenhua FC  
(CHN)



Perth Glory  
(AUS)



FC TOKYO  
(JPN)

## GROUP G



Vissel Kobe  
(JPN)



Suwon Samsung  
Bluewings  
(KOR)



Guangzhou  
Evergrande  
FC (CHN)



Johor Darul  
Ta'zim (MAS)

## GROUP H



Sydney FC  
(AUS)



Yokohama  
F. Marinos  
(JPN)



Jeonbuk  
Hyundai  
Motors FC  
(KOR)



Shanghai  
SIPG (CHN)

# CONTENTS

<b>Introduction</b>	
AFC Message	7
Competition Format and Prize Money	9
Playoff 2020 Results	10
Group Stage Schedule	11
<b>Group A</b>	
Al Wahda FSCC (UAE)	16
Al Shorta (IRQ)	17
Esteghlal FC (IRN)	18
Al Ahli Saudi FC (KSA)	19
<b>Group B</b>	
Al Hilal SFC (KSA)	23
Shabab Al Ahli Dubai (UAE)	24
Pakhtakor (UZB)	25
Shahr Khodro FC (IRN)	26
<b>Group C</b>	
Al Duhail SC (QAT)	30
Al Taawoun FC (KSA)	31
Sharjah FC (UAE)	32
Persepolis FC (IRN)	33
<b>Group D</b>	
Sepahan FC (IRN)	37
Al Sadd SC (QAT)	38
Al Nassr (KSA)	39
Al Ain FC (UAE)	40
<b>Group E</b>	
Beijing FC (CHN)	44
Chiangrai United (THA)	45
Melbourne Victory (AUS)	46
FC Seoul (KOR)	47
<b>Group F</b>	
Ulsan Hyundai FC (KOR)	51
Shanghai Shenhua FC (CHN)	52
Perth Glory (AUS)	53
FC Tokyo (JPN)	54
<b>Group G</b>	
Vissel Kobe (JPN)	58
Suwon Samsung Bluewings (KOR)	59
Guangzhou Evergrande FC (CHN)	60
Johor Darul Ta'zim (MAS)	61

<b>Group H</b>	
Sydney FC (AUS)	65
Yokohama F. Marinos (JPN)	66
Jeonbuk Hyundai Motors FC (KOR)	67
Shanghai SIPG (CHN)	68
<b>Knockout Stage</b>	
Schedule	71
<b>AFC Champions League 2019</b>	
Results	74
<b>AFC Champions League 2018</b>	
Results	74
<b>AFC Champions League 2017</b>	
Results	80
<b>AFC Champions League 2016</b>	
Results	86
<b>AFC Champions League 2015</b>	
Results	92
<b>AFC Champions League 2014</b>	
Results	98
<b>AFC Champions League 2013</b>	
Results	104
<b>AFC Champions League 2012</b>	
Results	110
<b>AFC Champions League 2011</b>	
Results	116
<b>AFC Champions League 2010</b>	
Results	122
<b>AFC Champions League 2009</b>	
Results	128
<b>AFC Champions League 2008</b>	
Results	134
<b>AFC Champions League 2007</b>	
Results	139
<b>AFC Champions League 2006</b>	
Results	144
<b>AFC Champions League 2005</b>	
Results	149
<b>AFC Champions League 2004</b>	
Results	154
<b>AFC Champions League 2002-03</b>	
Results	160
<b>Roll of Honour</b>	
	164
<b>Media Information</b>	
	167
<b>Useful Contacts</b>	
	173

The information contained in this Official Guide was correct at the time of publication.





# INTRODUCTION





Dear friends,

It is a privilege to welcome you to another chapter in the incredible journey of the AFC Champions League, which has grown into one of the best Continental club competitions in world football.

Over the years, we have witnessed Asia's top clubs lift their standards to clinch the coveted prize. And last year, we watched Saudi Arabia's Al Hilal become the first side from the West Zone to win the AFC Champions League trophy since Qatar's Al Sadd in 2011.

The AFC Champions League has been an exceptional platform for Asian clubs to shine. And its popularity has been exemplified with the rise of television viewership and new engagement records set across all the AFC's digital platforms.

This is largely down to our passionate fans and to you the media – whose dedicated coverage in print and digital – have gone a long way in taking the AFC Champions League to where it is today.

All these could not have been achieved without the strong support of our sponsors, Member Associations and stakeholders.

Thank you for sharing the journey with us as we continue to build on the stature and prestige of the AFC Champions League - a competition from which Asia takes great pride.

As outlined in our Vision and Mission, the AFC is committed to growing our competitions.

I'm proud to say that the AFC Champions League is now one of the most lucrative Continental club competitions in the world – thanks to increased and strategic investment.

Last year, we increased the rewards for Clubs by doubling the travel subsidies. And for the first time in the competition's history, this year's winners will qualify for the play-offs of next year's competition, providing them the opportunity to defend their crown.

As the competition grows, so does the global media appeal, and the AFC will continue to provide world class service to the media through the AFC digital platforms and its modified AFC Media Channel.

Once again thank you for being a part of this journey and we now all look forward to another successful and exciting AFC Champions League season.



SHAIKH SALMAN BIN EBRAHIM AL KHALIFA  
President, Asian Football Confederation



## COMPETITION FORMAT

The 2020 AFC Champions League is composed of three stages:

1. Preliminary and Playoff Stage (Playoffs)
  - Consisting of 28 clubs vying for 8 slots in the Group Stage of the AFC Champions League.
  - 14 clubs competed for 4 slots in West Region.
  - 14 clubs competed for 4 slots in East Region.
  - The Preliminary Stage and Playoff Stage are played in single-match knock-out system.
  - If the score is tied after 90 minutes, extra time of 30 minutes is played. If score is still tied after extra time, penalty kicks shall determine the winner.
2. Group Stage (Group matches)
  - The Group Stage consists of 32 clubs divided into eight groups of four.
  - Clubs play against the other clubs within their group in a home and away format, receiving three points for a win, one point for a draw and zero points for a defeat.
  - Teams are ranked according to the points they obtain with the top two teams in each group at the conclusion of the Group Stage advancing to the Knockout Stage.
  - If two or more teams are equal on points at the conclusion of the Group Stage, their ranking is determined as follows:
    - a) higher number of points obtained in the group matches played among the clubs in question;
    - b) superior goal difference from the group matches played among the clubs in question;
    - c) higher number of goals scored in the group matches played among the clubs in question;
    - d) higher number of goals scored away from home in the group matches played among the clubs in question;
    - e) if, after applying the above articles two or more clubs still have an equal ranking, they shall be reapplied exclusively to the matches between the clubs in question to determine their final rankings. If this procedure is unsuccessful, the following articles shall apply:
      - f) superior goal difference from all group matches played;
      - g) higher number of goals scored from all group matches played;
      - h) penalty kicks if only the two clubs are both on the field of play;
      - i) the lower score calculated according to the number of yellow and red cards received in group matches;
      - j) the club who belongs to the Member Association with the higher Club Competitions Ranking.
3. Knockout Stage (Round of 16, Quarter-finals, Semi-finals and Finals)
  - In the round of 16, clubs that finished first in each group play one home & one away match against a club that finished second in another group. Group runners-up host the 1st leg and group winners host the 2nd leg.
  - The round of 16, quarter-finals, semi-finals, and final are played in home & away format. The teams are divided into West and Central & South zones in West Region and ASEAN and East zones in East Region. Matches are to be determined in an official draw.
  - In the Knockout Stage, the team that scores the most goals in both games wins the match and qualifies for the next round.
  - The away goals rule only applies if the aggregate score is tied at the end of regulation time in the second leg.
  - If the away goals rule cannot decide the match, extra time shall be played after the second leg.
  - If the score in extra time is tied, penalty kicks shall determine the winner (Away goals do not apply in extra time).

## PRIZE MONEY

Champions	: US\$ 4,000,000	Each Group Stage,	
Runners-up	: US\$ 2,000,000	R16, QF and SF win	: USD50,000
Clubs in Semi-finals	: US\$ 250,000	Each Group Stage,	
Clubs in Quarter-finals	: US\$ 150,000	R16, QF and SF draw	: US\$10,000
Clubs in Round of 16	: US\$100,000		

# PLAYOFF 2020 RESULTS

<b>West Zone</b>			
<b>Preliminary Stage 1</b>			
14/01 (Tuesday)	<b>Chennai City (IND)</b>	0-1	<b>Al Riffa (BHR)</b>
	<b>Al Faisaly (JOR)</b>	1-2 (a.e.t.)	<b>Al Kuwait (KUW)</b>
<b>Preliminary Stage 2</b>			
21/01 (Tuesday)	<b>Bunyodkor (UZB)</b>	4-1	<b>Al Zawraa (IRQ)</b>
	<b>Lokomotiv Tashkent (UZB)</b>	0-1	<b>Istiklol (TJK)</b>
	<b>Shahr Khodro (IRN)</b>	2-1	<b>Al Riffa (BHR)</b>
	<b>Esteghlal (IRN)</b>	3-0	<b>Al Kuwait (KUW)</b>
<b>Playoff Stage</b>			
28/01 (Tuesday)	<b>Al Ain (UAE)</b>	1-0	<b>Bunyodkor (UZB)</b>
	<b>Al Ahli (KSA)</b>	1-0	<b>Istiklol (TJK)</b>
	<b>Al Sailiya (QAT)</b>	0-0 (a.e.t.) (4-5 p)	<b>Shahr Khodro (IRN)</b>
	<b>Al Rayyan (QAT)</b>	0-5	<b>Esteghlal (IRN)</b>

<b>East Zone</b>			
<b>Preliminary Stage 1</b>			
14/01 (Tuesday)	<b>Ceres Negros (PHI)</b>	3-2	<b>Shan United (MYA)</b>
	<b>Tampines Rovers (SIN)</b>	3-5 (a.e.t.)	<b>Bali United (IDN)</b>
<b>Preliminary Stage 2</b>			
21/01 (Tuesday)	<b>Kedah (MAS)</b>	5-1	<b>Tai Po (HKG)</b>
	<b>Buriram United (THA)</b>	2-1	<b>Hồ Chí Minh City (VIE)</b>
	<b>Port FC (THA)</b>	0-1	<b>Ceres Negros (PHI)</b>
	<b>Melbourne Victory (AUS)</b>	5-0	<b>Bali United (IDN)</b>
<b>Playoff Stage</b>			
28/01 (Tuesday)	<b>FC Seoul (KOR)</b>	4-1	<b>Kedah (MAS)</b>
	<b>Shanghai SIPG (CHN)</b>	3-0	<b>Buriram United (THA)</b>
	<b>FC Tokyo (JPN)</b>	2-0	<b>Ceres Negros (PHI)</b>
	<b>Kashima Antlers (JPN)</b>	0-1	<b>Melbourne Victory (AUS)</b>



# GROUP STAGE SCHEDULE

Matchday One			Matchday Three				
A	Al Wahda FSCC (UAE)	vs	Al Ahli Saudi FC (KSA)	A	Al Ahli Saudi FC (KSA)	vs	Al Shorta (IRQ)
A	Al Shorta (IRQ)	vs	Esteghlal FC (IRN)	A	Al Wahda FSCC (UAE)	vs	Esteghlal FC (IRN)
B	Al Hilal SFC (KSA)	vs	Shahr Khodro (IRN)	C	Al Taawoun FC (KSA)	vs	Persepolis FC (IRN)
B	Pakhtakor (UZB)	vs	Shabab Al Ahli Dubai (UAE)	C	Al Duhail SC (QAT)	vs	Sharjah FC (UAE)
C	Al Duhail SC (QAT)	vs	Persepolis FC (IRN)	B	Shabab Al Ahli Dubai (UAE)	vs	Shahr Khodro (IRN)
C	Sharjah FC (UAE)	vs	Al Taawoun FC (KSA)	B	Al Hilal SFC (KSA)	vs	Pakhtakor (UZB)
D	Al Ain FC (UAE)	vs	Sepahan FC (IRN)	D	Al Ain FC (UAE)	vs	Al Sadd SC (QAT)
D	Al Nassr (KSA)	vs	Al Sadd SC (QAT)	D	Sepahan FC (IRN)	vs	Al Nassr (KSA)
E	FC Seoul (KOR)	vs	Beijing FC (CHN)	E	FC Seoul (KOR)	vs	Chiangrai United (THA)
E	Melbourne Victory (AUS)	vs	Chiangrai United (THA)	E	Melbourne Victory (AUS)	vs	Beijing FC (CHN)
F	Ulsan Hyundai FC (KOR)	vs	FC Tokyo (JPN)	G	Johor Darul Ta'zim (MAS)	vs	Suwon Samsung Bluewings (KOR)
F	Perth Glory (AUS)	vs	Shanghai Shenhua FC (CHN)	G	Vissel Kobe (JPN)	vs	Guangzhou Evergrande FC (CHN)
G	Vissel Kobe (JPN)	vs	Johor Darul Ta'zim (MAS)	F	FC Tokyo (JPN)	vs	Shanghai Shenhua FC (CHN)
G	Suwon Samsung Bluewings (KOR)	vs	Guangzhou Evergrande FC (CHN)	F	Ulsan Hyundai FC (KOR)	vs	Perth Glory (AUS)
H	Sydney FC (AUS)	vs	Shanghai SIPG (CHN)	H	Yokohama F. Marinos (JPN)	vs	Shanghai SIPG (CHN)
H	Jeonbuk Hyundai Motors FC (KOR)	vs	Yokohama F. Marinos (JPN)	H	Sydney FC (AUS)	vs	Jeonbuk Hyundai Motors FC (KOR)
Matchday Two			Matchday Four				
A	Al Ahli Saudi FC (KSA)	vs	Esteghlal FC (IRN)	B	Shahr Khodro (IRN)	vs	Shabab Al Ahli Dubai (UAE)
A	Al Shorta (IRQ)	vs	Al Wahda FSCC (UAE)	B	Pakhtakor (UZB)	vs	Al Hilal SFC (KSA)
B	Pakhtakor (UZB)	vs	Shahr Khodro (IRN)	D	Al Sadd SC (QAT)	vs	Al Ain FC (UAE)
B	Shabab Al Ahli Dubai (UAE)	vs	Al Hilal SFC (KSA)	D	Al Nassr (KSA)	vs	Sepahan FC (IRN)
C	Sharjah FC (UAE)	vs	Persepolis FC (IRN)	A	Al Shorta (IRQ)	vs	Al Ahli Saudi FC (KSA)
C	Al Taawoun FC (KSA)	vs	Al Duhail SC (QAT)	A	Esteghlal FC (IRN)	vs	Al Wahda FSCC (UAE)
D	Al Ain FC (UAE)	vs	Al Nassr (KSA)	C	Persepolis FC (IRN)	vs	Al Taawoun FC (KSA)
D	Al Sadd SC (QAT)	vs	Sepahan FC (IRN)	C	Sharjah FC (UAE)	vs	Al Duhail SC (QAT)
E	FC Seoul (KOR)	vs	Melbourne Victory (AUS)	F	Shanghai Shenhua FC (CHN)	vs	FC Tokyo (JPN)
E	Chiangrai United (THA)	vs	Beijing FC (CHN)	F	Perth Glory (AUS)	vs	Ulsan Hyundai FC (KOR)
F	FC Tokyo (JPN)	vs	Perth Glory (AUS)	H	Shanghai SIPG (CHN)	vs	Yokohama F. Marinos (JPN)
F	Ulsan Hyundai FC (KOR)	vs	Shanghai Shenhua FC (CHN)	H	Jeonbuk Hyundai Motors FC (KOR)	vs	Sydney FC (AUS)
G	Johor Darul Ta'zim (MAS)	vs	Guangzhou Evergrande FC (CHN)	E	Chiangrai United (THA)	vs	FC Seoul (KOR)
G	Suwon Samsung Bluewings (KOR)	vs	Vissel Kobe (JPN)	E	Beijing FC (CHN)	vs	Melbourne Victory (AUS)
H	Jeonbuk Hyundai Motors FC (KOR)	vs	Shanghai SIPG (CHN)	G	Suwon Samsung Bluewings (KOR)	vs	Johor Darul Ta'zim (MAS)
H	Yokohama F. Marinos (JPN)	vs	Sydney FC (AUS)	G	Guangzhou Evergrande FC (CHN)	vs	Vissel Kobe (JPN)

## GROUP STAGE SCHEDULE

Matchday Five			Matchday Six				
C	Persepolis FC (IRN)	vs	Al Duhail SC (QAT)	C	Al Duhail SC (QAT)	vs	Al Taawoun FC (KSA)
C	Al Taawoun FC (KSA)	vs	Sharjah FC (UAE)	C	Persepolis FC (IRN)	vs	Sharjah FC (UAE)
D	Sepahan FC (IRN)	vs	Al Ain FC (UAE)	D	Sepahan FC (IRN)	vs	Al Sadd SC (QAT)
D	Al Sadd SC (QAT)	vs	Al Nassr (KSA)	D	Al Nassr (KSA)	vs	Al Ain FC (UAE)
A	Al Ahli Saudi FC (KSA)	vs	Al Wahda FSCC (UAE)	A	Al Wahda FSCC (UAE)	vs	Al Shorta (IRQ)
A	Esteghlal FC (IRN)	vs	Al Shorta (IRQ)	A	Esteghlal FC (IRN)	vs	Al Ahli Saudi FC (KSA)
B	Shahr Khodro (IRN)	vs	Al Hilal SFC (KSA)	B	Al Hilal SFC (KSA)	vs	Shabab Al Ahli Dubai (UAE)
B	Shabab Al Ahli Dubai (UAE)	vs	Pakhtakor (UZB)	B	Shahr Khodro (IRN)	vs	Pakhtakor (UZB)
G	Johor Darul Ta'zim (MAS)	vs	Vissel Kobe (JPN)	G	Vissel Kobe (JPN)	vs	Suwon Samsung Bluewings (KOR)
G	Guangzhou Evergrande FC (CHN)	vs	Suwon Samsung Bluewings (KOR)	G	Guangzhou Evergrande FC (CHN)	vs	Johor Darul Ta'zim (MAS)
H	Shanghai SIPG (CHN)	vs	Sydney FC (AUS)	H	Sydney FC (AUS)	vs	Yokohama F. Marinos (JPN)
H	Yokohama F. Marinos (JPN)	vs	Jeonbuk Hyundai Motors FC (KOR)	H	Shanghai SIPG (CHN)	vs	Jeonbuk Hyundai Motors FC (KOR)
E	Beijing FC (CHN)	vs	FC Seoul (KOR)	E	Beijing FC (CHN)	vs	Chiangrai United (THA)
E	Chiangrai United (THA)	vs	Melbourne Victory (AUS)	E	Melbourne Victory (AUS)	vs	FC Seoul (KOR)
F	FC Tokyo (JPN)	vs	Ulsan Hyundai FC (KOR)	F	Shanghai Shenhua FC (CHN)	vs	Ulsan Hyundai FC (KOR)
F	Shanghai Shenhua FC (CHN)	vs	Perth Glory (AUS)	F	Perth Glory (AUS)	vs	FC Tokyo (JPN)





AFC CHAMPIONS LEAGUE  
FINAL 2019

AFC CHAMPIONS LEAGUE FINAL

R @aefcccl





AFC  
**CHAMPIONS  
LEAGUE 2020**

**GROUP A**

# GROUP A



Al Wahda  
FSCC (UAE)



Al Shorta (IRQ)



Esteghlal FC  
(IRN)



Al Ahli Saudi  
FC (KSA)



# Al Wahda FSCC (UAE)



## Club Profile

Al Wahda FSCC finished third in last season's UAE Pro League, earning their tenth AFC Champions League Group Stage appearance. After making it through to the Quarter-finals in 2004, the club's best AFC Champions League performance to date came in 2007 when they reached the last four before narrowly losing 2-1 on aggregate to Foolad Mobarakeh Sepahan from the Islamic Republic of Iran.

In last year's competition, they topped their group, only to be eliminated by Riyadh's Al Nassr FC in the Pre Quarter Finals.

## Fixtures

The AFC's COVID-19 Sub Committee for AFC Champions League (West) decided that Al Wahda, from the United Arab Emirates, shall be considered to have withdrawn from the competition having failed to arrive in Doha, Qatar ahead of their remaining Group A matches.

### Competition Record

Semi-finals	2007
Quarter-finals	2004
Round of 16	2019
Group stage	2006, 2008, 2010, 2011, 2017, 2018
Playoffs	2015

### Domestic Record

Season	League	President's Cup
2019	3rd	Round of 16
2018	Runners-up	Semi-finals
2017	5th	Winners
2016	3rd	Round of 16
2015	4th	Round of 16
2014	Runners-up	Quarter-finals

### Domestic Honours

League (4)	President's Cup (2)
1999, 2001, 2005, 2010	2000, 2017

## Club

### Address

Hazza bin Zayed Street, beside Al Wahda Mall, Abu Dhabi, United Arab Emirates

### Telephone

(+971) 2 443 3000

### Email

alwahdaclub@wahdas.ae

### Website

www.alwahda-fc.com

### Stadium

Al Nahyan Stadium  
(16,000 capacity)

## Media Contact

### Name

Ayman Khalil Mohamed Abou Ebaida

### Mobile

(+971) 50 413 5443

### Email

uae\_3nabi@hotmail.com





# Al Shorta (IRQ)



## Club

### Address

Rusafa District, Baghdad, Iraq

### Tel

(+964)7733646146

### Email

info@alshorta-iq.com

### Website

alshorta-iq.com

### Stadium

Karbala International Stadium, Karbala (30,000 capacity)

## Media Contact

### Name

Oday Tareq Hasan Al-Rubaye

### Mobile

(+964)7709659987

### Email

odayjudo75@yahoo.com

## Club Profile

Making their fourth appearance and the first since the 2014 play offs in the competition will be Al-Shorta, who won the 2018-19 Iraqi Premier League. Last year, they also won the Iraqi Super Cup.

They are the only existing Iraqi team to ever win the Arab Champions League trophy in 1982, they also finished runners up in the AFC Champions League in 1971.

## Fixtures

### MD1 – February 10

Al Shorta (IRQ) v Esteghlal FC (IRN)  
Karbala International Stadium, Karbala

### MD3 – September 14

Al Ahli Saudi FC (KSA) v Al Shorta (IRQ)  
Khalifa International Stadium, Doha

### MD4 – September 17

Al Shorta (IRQ) v Al Ahli Saudi FC (KSA)  
Khalifa International Stadium, Doha

### MD5 – September 20

Esteghlal FC (IRN) v Al Shorta (IRQ)  
Khalifa International Stadium, Doha

### Competition Record

Group stage	2004, 2005
-------------	------------

### Domestic Record

Season	League
2019	Champions
2018	4th
2017	3rd
2016	7th
2015	3rd

### Domestic Honours

League (5)	President's Cup (1)
1979–80, 1997–98, 2012–13, 2013–14, 2018–19	2018–19



# Esteghlal FC (IRN)



## Club Profile

Two-time Asian Club Championship winners Esteghlal FC finished third in the 2018-19 Iran Pro League to qualify for the play-off round of ACL 2020. There, pitted against Al Rayyan of Qatar, the club from IR Iran eased to a 5-0 win, thus ensuring their 11th appearance in the event.

They enjoyed their best campaign to date in 2013 when they won four of their six group stage games, before going on to beat the UAE's Al Shabab in the last 16 and Buriram United from Thailand in the Quarter-finals. Their impressive run was, however, ended in the Semi-finals by FC Seoul.

## Fixtures

### MD1 – February 10

Al Shorta (IRQ) v Esteghlal FC (IRN)  
Karbala International Stadium, Karbala

### MD2 – February 17

Al Ahli Saudi FC (KSA) v Esteghlal FC (IRN)  
King Abdullah Sports City Stadium, Jeddah

### MD5 – September 20

Esteghlal FC (IRN) v Al Shorta (IRQ)  
Khalifa International Stadium, Doha

### MD6 – September 23

Esteghlal FC (IRN) v Al Ahli Saudi FC (KSA)  
Al Janoub Stadium, Doha

## Competition Record

Semi-finals	2013
Quarter-finals	2018
Round of 16	2010, 2012, 2017
Group Stage	2002-03, 2009, 2011, 2014, 2019

## Domestic Record

Season	League	Hazfi Cup
2019	3rd	Round of 16
2018	3rd	Winners
2017	Runners-up	Quarter-finals
2016	3rd	Runners-up
2015	6th	Quarter-finals

## Domestic Honours

League (8)	Hazfi Cup (7)
1971, 1975, 1990, 1998, 2001, 2006, 2009, 2013	1977, 1996, 2000, 2002, 2008, 2012, 2018

## Club

### Address

No.7, Western 38th St, Southern Allameh St, Saadat Abad, Tehran, Islamic Republic of Iran

### Tel

(+98) 21 8869 5145

### Email

info@fcesteghlal.ir

### Website

www.fcesteghlal.ir

### Stadium

Azadi Stadium  
(78,116 capacity)

## Media Contact

### Name

Mohammad Hossein Zarandi

### Mobile

(+98) 91 2385 5185

### Email

mh\_zarandi@yahoo.com



# Al Ahli Saudi FC (KSA)



## Club

### Address

PO Box 12333, Jeddah 21473, Saudi Arabia

### Tel

(+966) 12 674 0000

### Email

alahli@alahlisc.sa

### Website

www.alahlisc.sa

### Stadium

King Abdullah Sports City  
(61,136 capacity)

## Club Profile

Having finished fourth in the 2018-19 Saudi Professional League, Al Ahli qualified for ACL 2020 Play offs and later scraped past Tajikistan's Istiklol to cement their spot in the group stages of Asia's marquee club football competition for the 12th time.

Besides three Quarter-final appearances – the most recent of which was in 2017 – the club's best run by far came in 2012 when they reached the Final only then to lose 3-0 to Korea Republic's Ulsan Hyundai FC. Last year, they were ousted by eventual champions Al Hilal in the Round of 16.

## Fixtures

### MD2 – February 17

Al Ahli Saudi FC (KSA) v Esteghlal FC (IRN)  
King Abdullah Sports City Stadium, Jeddah

### MD3 – September 14

Al Ahli Saudi FC (KSA) v Al Shorta (IRQ)  
Khalifa International Stadium, Doha

### MD4 – September 17

Al Shorta (IRQ) v Al Ahli Saudi FC (KSA)  
Khalifa International Stadium, Doha

### MD6 – September 23

Esteghlal FC (IRN) v Al Ahli Saudi FC (KSA)  
Al Janoub Stadium, Doha

## Competition Record

Runners-up	2012
Quarter-finals	2005, 2013, 2017
Round of 16	2015, 2018
Group Stage	2008, 2010, 2016
Qualifying Round	2002-03

## Domestic Record

Season	League	King's Cup
2019	4th	Round of 16
2018	Runners-up	Round of 16
2017	Runners-up	Round of 16
2016	Champions	Winners
2015	Runners-up	Round of 16

## Domestic Honours

League (3)	King's Cup (13)
1977-78, 1983-84, 2015-16	1962, 1965, 1969, 1970, 1971, 1973, 1977, 1978, 1979, 1983, 2011, 2012, 2016

## GROUP A FIXTURES

### Matchday One 10/02 (Monday)

SCORE

Al Shorta (IRQ)

VS

Esteghlal FC (IRN)

\_\_\_\_\_

### Matchday Two 17/02 (Monday)

Al Ahli Saudi FC (KSA)

VS

Esteghlal FC (IRN)

\_\_\_\_\_

### Matchday Three 14/09 (Monday)

Al Ahli Saudi FC (KSA)

VS

Al Shorta (IRQ)

\_\_\_\_\_

### Matchday Four 17/09 (Thursday)

Al Shorta (IRQ)

VS

Al Ahli Saudi FC (KSA)

\_\_\_\_\_

### Matchday Five 20/09 (Sunday)

Esteghlal FC (IRN)

VS

Al Shorta (IRQ)

\_\_\_\_\_

### Matchday Six 23/09 (Wednesday)

Esteghlal FC (IRN)

VS

Al Ahli Saudi FC (KSA)

\_\_\_\_\_



**AFC**  
**CHAMPIONS**  
**LEAGUE 2020**

**GROUP B**

# GROUP B



Al Hilal SFC  
(KSA)



Shabab Al Ahli  
Dubai (UAE)



Pakhtakor  
(UZB)



Shahr Khodro  
FC (IRN)





# Al Hilal SFC (KSA)



## Club

### Address

Al Imam Abi Hanifah St, Al Orajia District, Riyadh, Saudi Arabia

### Tel

(+966) 11 431 2222

### Email

secretary@alhilal.com

### Website

www.alhilal.com

### Stadium

King Saud University Stadium (24,000 capacity)

## Media Contact

### Name

Abdalaziz Al Thunayan

### Mobile

(+966) 55 742 5425

### Email

a.althunayan@alhilal.com

## Club Profile

Defending champions, Al Hilal SFC are one of Asia's most successful clubs, having already won the Asian Club Championship in 1991 and 2000 before their win last year. This year, they have qualified for the AFC Champions League for an impressive 12th consecutive season following last year's runner up finish in the Saudi Pro League. Extremely consistent, the Riyadh based club have been semi-finalists twice, as well as runners-up in two of the last six editions, apart from their win last year. Additionally, since 2006, they have made it to the Knockout Stages of the competition almost every year, except 2018 - since 2006.

## Fixtures

Under Article 4.3 of the Special Rules Applicable to AFC Competitions during the COVID-19 pandemic, Al Hilal SFC are deemed to have withdrawn from the competition.

Competition Record		Domestic Record		
Champions	2019	<b>Season</b>	<b>League</b>	<b>King's Cup</b>
Runners-up	2014, 2017	2019	Semi-finals	Champions
Semi-finals	2010, 2015	2018	Champions	Round of 16
Quarter-finals	2007, 2012	2017	Champions	Winners
Round of 16	2009, 2011, 2013, 2016	2016	Runners-up	Semi-finals
Group Stage	2003, 2004, 2006, 2018	2015	3rd	Winners
		2014	Runners-up	Quarter-finals
		<b>Domestic Honours</b>		
		<b>League (15)</b>	<b>King's Cup (8)</b>	
		1977, 1979, 1985, 1986, 1988, 1990, 1996, 1998, 2002, 2005, 2008, 2010, 2011, 2017, 2018	1961, 1964, 1980, 1982, 1984, 1989, 2015, 2017, 2019	



# Shabab Al Ahli Dubai (UAE)



## Club Profile

After missing out on qualifying for the AFC Champions League last year, Shabab Al Ahli FC secured their return to the continental tournament in style by finishing as runners up in the UAE Pro League and winning the UAE Presidents Cup last season.

The Dubai-based club have qualified for the AFC Champions League seven times before, with their latest appearance coming in 2017 and their best performance coming in 2015 when they lost 0-1 on aggregate to China's Guangzhou Evergrande FC in the final.

## Fixtures

### MD1 – February 10

Pakhtakor (UZB) v Shabab Al Ahli Dubai (UAE)  
Pakhtakor Stadium, Tashkent

### MD3 – September 14

Shabab Al Ahli Dubai (UAE) v Shahr Khodro FC (IRN)  
Al Janoub Stadium, Doha

### MD4 – September 17

Shahr Khodro FC (IRN) v Shabab Al Ahli Dubai (UAE)  
Al Janoub Stadium, Doha

### MD5 – September 20

Shabab Al Ahli Dubai (UAE) v Pakhtakor (UZB)  
Al Janoub Stadium, Doha

### Competition Record

Runners Up	2015
Round of 16	2017
Group stage	2014, 2010, 2009, 2005

### Domestic Record

Season	League	Uzbekistan Cup
2019	Runners-up	Champions
2018	5th	Semi-finals
2017	8th	Round of 16
2016	Champions	Semi-finals
2015	7th	Runners-up

### Domestic Honours

League (7)	President's Cup (9)
2016, 2014, 2009, 2006, 1980, 1976, 1975	2019, 2013, 2008, 2004, 2002, 1996, 1988, 1977, 1975

## Club

### Address

Al Nahda Street, PO Box: 1551  
Near Al Mulla Plaza  
Al Qusais, Dubai

### Tel

(+971) 4 2988988

### Email

info@shababalahli.ae

### Website

www.shababalahli.ae

### Stadium

Rashid Stadium  
(12,000 capacity)

## Media Contact

### Name

Abdelbagi Sheik Idris Mohamed  
Abubakr

### Mobile

(+971)552647447

### Email

abdelbagi@shababalahli.ae



# Pakhtakor (UZB)



## Club Profile

Having emerged winners in both the Uzbekistan League and the Uzbekistan Cup, Pakhtakor earned a place in this year's group stage.

This will be the Tashkent-based club's 16th AFC Champions League campaign. Their best showing at the marquee event came in 2002-03 and 2004 when they reached the semi-finals – as well as the quarterfinals in 2009. Since 2010 though, they have not successfully progressed beyond the group stages.

## Fixtures

### MD1 – February 10

Pakhtakor (UZB) v Shabab Al Ahli Dubai (UAE)  
Pakhtakor Stadium, Tashkent

### MD2 – February 17

Pakhtakor (UZB) v Shahr Khodro FC (IRN)  
Pakhtakor Stadium, Tashkent

### MD5 – September 20

Shabab Al Ahli Dubai (UAE) v Pakhtakor (UZB)  
Al Janoub Stadium, Doha

### MD6 – September 23

Shahr Khodro FC (IRN) v Pakhtakor (UZB)  
Al Janoub Stadium, Doha

## Competition Record

Semi-finals	2002-03, 2004
Quarter-finals	2009
Round of 16	2010
Group stage	2005, 2006, 2007, 2008, 2011, 2012, 2013, 2015, 2016, 2019

## Domestic Record

Season	League	Uzbekistan Cup
2019	Champions	Champions
2018	Runners-up	Runners-up
2017	3rd	3rd Round
2016	5th	3rd Round
2015	Champions	Semi-finals
2014	Champions	Semi-finals

## Domestic Honours

League (11)	Uzbekistan Cup (11)
1992, 1998, 2002, 2003, 2004, 2005, 2006, 2007, 2012, 2014, 2015, 2019	1993, 1997, 2001, 2002, 2003, 2004, 2005, 2006, 2007, 2009, 2011, 2019

## Club

### Address

98 A , Islam Karimov street, Tashkent, Uzbekistan

### Tel

(+998)71 241 0627

### Email

info@pakhtakor.uz

### Website

www.pakhtakor.uz

### Stadium

Pakhtakor Stadium  
(34,000 capacity)

## Media Contact

### Name

Bekhzod Nazarov

### Mobile

(+998) 98 302 3216

### Email

nazarov\_fe@mail.ru



# Shahr Khodro FC (IRN)



## Club Profile

The club, which was established in 2013 and plays at the Imam Reza Stadium in Mashhad, Iran, finished fourth in the 2018-19 Iran Pro League to seal qualification for the preliminary round of AFC Champions League 2020.

There they beat Al Riffa of Bahrain, before enduring a goalless battle with Qatar's Al Sailiya at Ahmed Bin Ali Stadium in Doha in the play-offs. They eventually edged past the hosts on penalties to seal qualification for their first-ever campaign in the event.

## Fixtures

### MD2 – February 17

Pakhtakor (UZB) v Shahr Khodro FC (IRN)  
Pakhtakor Stadium, Tashkent

### MD3 – September 14

Shabab Al Ahli Dubai (UAE) v Shahr Khodro FC (IRN)  
Al Janoub Stadium, Doha

### MD4 – September 17

Shahr Khodro FC (IRN) v Shabab Al Ahli Dubai (UAE)  
Al Janoub Stadium, Doha

### MD6 – September 23

Shahr Khodro FC (IRN) v Pakhtakor (UZB)  
Al Janoub Stadium, Doha

## Club

### Address

Malek Abad Sq., Mashhad, Iran

### Tel

(+98) 513 76 6666

### Email

fc@shahrkhodroufc.com

### Website

www.shahrkhodroufc.com

### Stadium

Imam Reza Stadium  
(27,700 capacity)

## Media Contact

### Name

Javad Taribakhsh

### Mobile

(+98) 916 5320

### Email

fc@shahrkhodroufc.com

## Competition Record

First appearance

## Domestic Record

Season	League	Hazfi Cup
2019	4th	Quarter-finals
2018	11th	Round of 32
2017	11th	Round of 32
2016	10th	Round of 16
2015	10th	Semi-finals

## Domestic Honours

No major titles yet

# GROUP B FIXTURES

## Matchday One 10/02 (Monday)

SCORE

Pakhtakor (UZB) VS Shabab Al Ahli Dubai (UAE)

\_\_\_\_\_

## Matchday Two 17/02 (Monday)

Pakhtakor (UZB) VS Shahr Khodro FC (IRN)

\_\_\_\_\_

## Matchday Three 14/09 (Monday)

Shabab Al Ahli Dubai (UAE) VS Shahr Khodro FC (IRN)

\_\_\_\_\_

## Matchday Four 17/09 (Thursday)

Shahr Khodro FC (IRN) VS Shabab Al Ahli Dubai (UAE)

\_\_\_\_\_

## Matchday Five 20/09 (Sunday)

Shabab Al Ahli Dubai (UAE) VS Pakhtakor (UZB)

\_\_\_\_\_

## Matchday Six 23/09 (Wednesday)

Shahr Khodro FC (IRN) VS Pakhtakor (UZB)

\_\_\_\_\_



AFC  
CHAMPIONS  
LEAGUE 2020

GROUP C



# GROUP C



Al Duhail SC  
(QAT)



Al Taawoun FC  
(KSA)



Sharjah FC  
(UAE)



Persepolis FC  
(IRN)



# Al Duhail SC (QAT)



## Club Profile

Al Duhail SC won the 2019 Emir's Cup and finished as runners up in the 2019 Qatar Stars League to qualify for this year's competition. Formerly known as Lekhwiya, the Doha-based club reached the AFC Champions League Quarter-finals in both 2013 and 2015, before losing to Guangzhou Evergrande FC from China PR and Saudi Arabia's Al Hilal SFC respectively.

Last year, they bowed out in the Round of 16 after what was a closely fought two-legged tie against city-rivals Al Sadd.

## Fixtures

### MD1 – February 11

Al Duhail SC (QAT) v Persepolis FC (IRN)  
Abdullah BIN Khalifa Stadium, Doha

### MD2 – February 18

Al Taawoun FC (KSA) v Al Duhail SC (QAT)  
King Abdullah Sport City Stadium, Buraydah

### MD3 – September 15

Al Duhail SC (QAT) v Sharjah FC (UAE)  
Education City Stadium, Doha

### MD4 – September 18

Sharjah FC (UAE) v Al Duhail SC (QAT)  
Education City Stadium, Doha

### MD5 – September 21

Persepolis FC (IRN) v Al Duhail SC (QAT)  
Education City Stadium, Doha

### MD6 – September 24

Al Duhail SC (QAT) v Al Taawoun FC (KSA)  
Education City Stadium, Doha

## Competition Record

Quarter-finals	2013, 2015, 2018
Round of 16	2016, 2017, 2019
Group Stage	2012, 2014

## Domestic Record

Season	League	Emir's Cup
2019	Runners-up	Champions
2018	Champions	Winners
2017	Champions	Semi-finals
2016	4th	Winners
2015	Champions	Semi-finals
2014	Champions	Quarter-finals

## Domestic Honours

<b>League (6)</b>	<b>Emir's Cup (3)</b>
2011, 2012, 2014, 2015, 2017, 2018	2016, 2018, 2019

## Club

### Address

Doha – Qatar

### Tel

(+974) 44768616

### Email

duhailsc@duhailsc.qa

### Website

www.duhailsc.com

### Stadium

Abdullah BIN Khalifa Stadium  
(10,000 capacity)

## Media Contact

### Name

Mohd Basheer N Al-Sulaiti

### Mobile

(+974) 5555 5396

### Email

mohammed19733@gmail.com



# Al Taawoun FC (KSA)



## Club

### Address

P.O. Box 417 BURAYDAH 51411

### Tel

(+966) 16 323 0890

### Email

info@altaawoun.sa

### Website

altaawoun.sa

### Stadium

King Abdullah Sport City Stadium  
(21,000 capacity)

## Club Profile

The 2019 winners of the Saudi Kings Cup, Al Taawoun, based in central Saudi city of Buraidah, will be making their second appearance in the tournament this year.

In 2017, they finished third in the group that saw UAE's Al Ahli and IR Iran's Esteghlal qualify for the Knockout Stage and will be looking to better that performance under Portugese manager Paulo Sergio.

## Media Contact

### Name

Khaled Abdulaziz Albarrak

### Mobile

(+966) 55 517 5185

### Email

kbb2002@hotmail.com

## Fixtures

### MD1 – February 11

Sharjah FC (UAE) v Al Taawoun FC (KSA)  
Sharjah Stadium, Sharjah

### MD2 – February 18

Al Taawoun FC (KSA) v Al Duhail SC (QAT)  
King Abdullah Sport City Stadium, Buraydah

### MD3 – September 15

Al Taawoun FC (KSA) v Persepolis FC (IRN)  
Education City Stadium, Doha

### MD4 – September 18

Persepolis FC (IRN) v Al Taawoun FC (KSA)  
Education City Stadium, Doha

### MD5 – September 21

Al Taawoun FC (KSA) v Sharjah FC (UAE)  
Education City Stadium, Doha

### MD6 – September 24

Al Duhail SC (QAT) v Al Taawoun FC (KSA)  
Education City Stadium, Doha

## Competition Record

Group Stage	2019
-------------	------

## Domestic Record

Season	League	President's Cup
2019	3rd	Champions
2018	7th	Round of 32
2017	7th	Semi-finals
2016	4th	Round of 32
2015	9th	Finals

## Domestic Honours

### King Cup (1)

2019



# Sharjah FC (UAE)



## Club Profile

Sharjah FC enjoyed a stellar 2019 – winning the UAE Pro League and the UAE Super Cup, thus qualifying for the AFC Champions League for the first time since 2009. Based out of the emirate of Sharjah, the team has a rich football heritage – they were the first official UAE League champion when it was initiated in 1974 and have subsequently won six Pro League titles, eight Presidents Cup's and two Super Cups. The current squad, which will be making their third appearance in the history of the competition, will be looking to emulate their best finish from 2004 when they reached the Quarter-finals.

## Fixtures

### MD1 – February 11

Sharjah FC (UAE) v Al Taawoun FC (KSA)  
Sharjah Stadium, Sharjah

### MD2 – February 18

Sharjah FC (UAE) v Persepolis FC (IRN)  
Sharjah Stadium, Sharjah

### MD3 – September 15

Al Duhail SC (QAT) v Sharjah FC (UAE)  
Education City Stadium, Doha

### MD4 – September 18

Sharjah FC (UAE) v Al Duhail SC (QAT)  
Education City Stadium, Doha

### MD5 – September 21

Al Taawoun FC (KSA) v Sharjah FC (UAE)  
Education City Stadium, Doha

### MD6 – September 24

Persepolis FC (IRN) v Sharjah FC (UAE)  
Jassim Bin Hamad Stadium, Doha

### Competition Record

Quarter-finals 2004

### Domestic Record

Season	League	President's Cup
2019	Champions	Semi-finals
2018	6th	Quarter-finals
2017	9th	Semi-finals
2016	11th	Quarter-finals
2015	12th	Round of 16

### Domestic Honours

UAE League (6)	UAE Super Cup (2)
1973–74, 1986–87, 1988–89, 1993–94, 1995–96, 2018–19	1994, 2019

## Club

### Address

Samnan Area, Sharjah, UAE

### Tel

(+971) 6542 1555

### Email

sharjahfc@shjclub.ae

### Website

shjclub.ae

### Stadium

Sharjah Stadium  
(13,000 capacity)

## Media Contact

### Name

Mohamad Ali Ahmed Binhammad

### Mobile

(+971) 50 7575875

### Email

mohammedbinhammad@gmail.com



# Persepolis FC (IRN)



## Club

### Address

No8, 15th St, Pirouzan Sq, Tehran, Iran

### Tel

(+98) 21 8860 93 97

### Email

secretariat@fc-perspolis.com

### Website

fc-perspolis.com

### Stadium

Azadi Stadium  
(78,116 capacity)

## Media Contact

### Name

Amirali Hosseini

### Mobile

(+98) 91 2113 77 84

### Email

secretariat@fc-perspolis.com

## Club Profile

Persepolis have qualified for this year's edition by winning the 2018-19 Iran Pro League and the 2018-19 Hazfi Cup.

They enjoyed their best AFC Champions League campaign to date in 2018 when they reached the finals before narrowly losing 2-0 on aggregate to Japan's Kashima Antlers. The Tehran-based club returned to the competition last year but despite high hopes, the squad couldn't progress beyond the group stage only for the third time since making their debut, as they finished fourth behind Al Sadd, Al Ahli and Pakhtakor.

## Fixtures

### MD1 – February 11

Al Duhail SC (QAT) v Persepolis FC (IRN)  
Abdullah BIN Khalifa Stadium, Doha

### MD2 – February 18

Sharjah FC (UAE) v Persepolis FC (IRN)  
Sharjah Stadium, Sharjah

### MD3 – September 15

Al Taawoun FC (KSA) v Persepolis FC (IRN)  
Education City Stadium, Doha

### MD4 – September 18

Persepolis FC (IRN) v Al Taawoun FC (KSA)  
Education City Stadium, Doha

### MD5 – September 21

Persepolis FC (IRN) v Al Duhail SC (QAT)  
Education City Stadium, Doha

### MD6 – September 24

Persepolis FC (IRN) v Sharjah FC (UAE)  
Jassim Bin Hamad Stadium, Doha

## Competition Record

Runners-up	2018
Semi-finals	2017
Round of 16	2009, 2012, 2015
Group Stage	2003, 2011, 2019

## Domestic Record

Season	League	Hazfi Cup
2019	Champions	Champions
2018	Champions	Quarter-finals
2017	Champions	Round of 64
2016	Runners-up	Quarter-finals
2015	8th	Semi-finals

## Domestic Honours

League (12)	Hazfi Cup (6)
1972, 1974, 1976, 1996, 1997, 1999, 2000, 2002, 2008, 2017, 2018, 2019	1988, 1991, 1999, 2010, 2011, 2019

## GROUP C FIXTURES

### Matchday One 11/02 (Tuesday)

SCORE

Al Duhail SC (QAT)	VS	Persepolis FC (IRN)	_____	_____
Sharjah FC (UAE)	VS	Al Taawoun FC (KSA)	_____	_____

### Matchday Two 18/02 (Tuesday)

Sharjah FC (UAE)	VS	Persepolis FC (IRN)	_____	_____
Al Taawoun FC (KSA)	VS	Al Duhail SC (QAT)	_____	_____

### Matchday Three 15/09 (Tuesday)

Al Taawoun FC (KSA)	VS	Persepolis FC (IRN)	_____	_____
Al Duhail SC (QAT)	VS	Sharjah FC (UAE)	_____	_____

### Matchday Four 18/09 (Friday)

Persepolis FC (IRN)	VS	Al Taawoun FC (KSA)	_____	_____
Sharjah FC (UAE)	VS	Al Duhail SC (QAT)	_____	_____

### Matchday Five 21/09 (Monday)

Persepolis FC (IRN)	VS	Al Duhail SC (QAT)	_____	_____
Al Taawoun FC (KSA)	VS	Sharjah FC (UAE)	_____	_____

### Matchday Six 24/09 (Thursday)

Al Duhail SC (QAT)	VS	Al Taawoun FC (KSA)	_____	_____
Persepolis FC (IRN)	VS	Sharjah FC (UAE)	_____	_____





AFC  
CHAMPIONS  
LEAGUE 2020

GROUP D

# GROUP D



---

Sepahan FC  
(IRN)



---

Al Sadd SC  
(QAT)



---

Al Nassr  
(KSA)



---

Al Ain FC  
(UAE)





# Al Sadd SC (QAT)



## Club Profile

Al Sadd qualified for the 2020 edition following a championship-winning season in the 2019 Qatar Stars League. Having won the 2011 edition, beating Korea Republic's Jeonbuk Hyundai Motors FC in the final, they come in to the tournament with an enviable history – most recently, the club from Doha, managed by the legendary Xavi has endured two inspiring campaigns in the last two editions, reaching the Semi-finals both years. Last year, they lost to eventual champions Al Hilal, 6-5 over an exhilarating two legs.

## Fixtures

### MD1 – February 11

Al Nassr (KSA) v Al Sadd SC (QAT)  
Prince Faisal Bin Fahd Stadium, Riyadh

### MD2 – February 18

Al Sadd SC (QAT) v Sepahan FC (IRN)  
Jassim bin Hamad Stadium, Doha

### MD3 – September 15

Al Ain FC (UAE) v Al Sadd SC (QAT)  
Jassim bin Hamad Stadium, Doha

### MD4 – September 18

Al Sadd SC (QAT) v Al Ain FC (UAE)  
Jassim bin Hamad Stadium, Doha

### MD5 – September 21

Al Sadd SC (QAT) v Al Nassr (KSA)  
Jassim bin Hamad Stadium, Doha

### MD6 – September 24

Sepahan FC (IRN) v Al Sadd SC (QAT)  
Jassim bin Hamad Stadium, Doha

## Competition Record

Champions	2011
Semi-finals	2018, 2019
Quarter-finals	2005, 2014
Round of 16	2015
Group Stage	2002-03, 2004, 2006, 2007, 2008, 2010

## Domestic Record

Season	League	Hazfi Cup
2019	Champions	Runners-up
2018	Runners-up	Semi-finals
2017	Runners-up	Winners
2016	3rd	Runners-up
2015	Runners-up	Winners

## Domestic Honours

League (14)	Emir of Qatar Cup (16)
1972, 1974, 1979, 1980, 1981, 1987, 1988, 1989, 2000, 2004, 2006, 2007, 2013, 2019	1975, 1977, 1982, 1985, 1986, 1988, 1991, 1994, 2000, 2001, 2003, 2005, 2007, 2014, 2015, 2017

## Club

### Address

Al Waab, Fereej Al Soudan, Doha, Qatar

### Tel

(+974) 4444 8080

### Email

alsadd@mcs.gov.qa

### Website

www.al-saddclub.com

### Stadium

Jassim bin Hamad Stadium  
(13,254 capacity)

## Media Contact

### Name

Ahmad Al Ansari

### Mobile

+974) 5555 4868

### Email

ahmed@al-saddclub.com



# Al Nassr (KSA)



## Club Profile

Al Nassr qualified for the AFC Champions League for the fifth time after winning last season's Saudi Pro League.

A club with an illustrious pedigree, the Riyadh-based club won both the Asian Cup Winners' Cup and Asian Super Cup in 1998. Last year, they also stitched together their best performance to date in the AFC Champions League when they reached the Quarter-finals, where they were narrowly edged by Qatar's Al Sadd FC.

## Fixtures

### MD1 – February 11

Al Nassr (KSA) v Al Sadd SC (QAT)  
Prince Faisal Bin Fahd Stadium, Riyadh

### MD2 – February 18

Al Ain FC (UAE) v Al Nassr (KSA)  
Hazza Bin Zayed Stadium, Al Ain

### MD3 – September 15

Al Nassr (KSA) v Sepahan FC (IRN)  
Jassim bin Hamad Stadium, Doha

### MD4 – September 18

Sepahan FC (IRN) v Al Nassr (KSA)  
Jassim bin Hamad Stadium, Doha

### MD5 – September 21

Al Sadd SC (QAT) v Al Nassr (KSA)  
Jassim bin Hamad Stadium, Doha

### MD6 – September 24

Al Nassr (KSA) v Al Ain FC (UAE)  
Education City Stadium, Doha

## Club

### Address

Kingdom of Saudi Arabia P.O.  
BOX:60506-Riyadh 11555

### Tel

(+966) 11 262 44 64

### Email

football@nassr.com

### Website

www.alnassrfdc.com

### Stadium

Prince Faisal Bin Fahd Stadium,  
Riyadh (22,500 capacity)

## Media Contact

### Name

Saad Abdullah Alrfdan

### Mobile

(+966)55 2825 88

### Email

saad@nassr.com

## Competition Record

Quarter Finals	2019
Round of 16	2011
Group Stage	2015, 2016

## Domestic Record

Season	League	King's Cup
2019	Champions	Semi Finals
2018	3rd	Quarter-finals
2017	4th	Quarter-finals
2016	8th	Runners-up
2015	Champions	Runners-up

## Domestic Honours

League (9)	King's Cup (6)
1975, 1980, 1981,	1974, 1976, 1981,
1989, 1994, 1995,	1986, 1987, 1990
2014, 2015, 2019	



# Al Ain FC (UAE)



## Club Profile

Winners of the inaugural AFC Champions League tournament in 2003, Al Ain have also reached the Final twice more, most recently in 2016 but finished runners-up after going down 3-2 on aggregate to Korea Republic's Jeonbuk Hyundai Motors.

This year, they qualified for the play-off round of AFC Champions League qualifiers by virtue of finishing fourth in the UAE Pro League where they beat Bunyodkor from Uzbekistan to seal a spot in the Group Stages.

The 2020 edition will mark their 15th appearance in the event.

## Fixtures

### MD1 – February 11

Al Ain FC (UAE) v Sepahan FC (IRN)  
Hazza Bin Zayed Stadium, Al Ain

### MD2 – February 18

Al Ain FC (UAE) v Al Nassr (KSA)  
Hazza Bin Zayed Stadium, Al Ain

### MD3 – September 15

Al Ain FC (UAE) v Al Sadd SC (QAT)  
Jassim bin Hamad Stadium, Doha

### MD4 – September 18

Al Sadd SC (QAT) v Al Ain FC (UAE)  
Jassim bin Hamad Stadium, Doha

### MD5 – September 21

Sepahan FC (IRN) v Al Ain FC (UAE)  
Jassim bin Hamad Stadium, Doha

### MD6 – September 24

Al Nassr (KSA) v Al Ain FC (UAE)  
Education City Stadium, Doha

## Competition Record

Champions	2003
Runners-up	2016, 2005
Semi-finals	2014
Quarter-finals	2017, 2006, 2004
Round of 16	2018, 2015
Group Stage	2019, 2013, 2011, 2010, 2007

## Domestic Record

Season	League	President's Cup
2019	4th	Round of 16
2018	Champions	Winners
2017	4th	Quarter-finals
2016	Runners-up	Runners-up
2015	Champions	Quarter-finals

## Domestic Honours

League (13)	President's Cup (7)
1977, 1981, 1984, 1993, 1998, 2000, 2002, 2003, 2004, 2012, 2013, 2015, 2018	1999, 2001, 2005, 2006, 2009, 2014, 2018

## Club

### Address

P.O. Box 1113, Al Ain, United Arab Emirates

### Telephone

(+971) 3 722 2777

### Email

info@alainfc.ae

### Website

www.alainfc.ae

### Stadium

Hazza Bin Zayed Stadium  
(22,701 Capacity)

## Media Contact

### Name

Khalid Mustafa Abbas

### Mobile

(+971) 52 906 7000

### Email

khalid.mustafa@alainfc.ae



## GROUP D FIXTURES

<b>Matchday One</b>		11/02 (Tuesday)	<b>SCORE</b>	
Al Ain FC	VS	Sepahan FC (IRN)	_____	_____
Al Nassr (KSA)	VS	Al Sadd SC (QAT)	_____	_____

<b>Matchday Two</b>		18/02 (Tuesday)		
Al Ain FC	VS	Al Nassr (KSA)	_____	_____
Al Sadd SC (QAT)	VS	Sepahan FC (IRN)	_____	_____

<b>Matchday Three</b>		15/09 (Tuesday)		
Al Ain FC	VS	Al Sadd SC (QAT)	_____	_____
Al Nassr (KSA)	VS	Sepahan FC (IRN)	_____	_____

<b>Matchday Four</b>		18/09 (Friday)		
Al Sadd SC (QAT)	VS	Al Ain FC	_____	_____
Sepahan FC (IRN)	VS	Al Nassr (KSA)	_____	_____

<b>Matchday Five</b>		21/09 (Monday)		
Sepahan FC (IRN)	VS	Al Ain FC	_____	_____
Al Sadd SC (QAT)	VS	Al Nassr (KSA)	_____	_____

<b>Matchday Six</b>		24/09 (Thursday)		
Sepahan FC (IRN)	VS	Al Sadd SC (QAT)	_____	_____
Al Nassr (KSA)	VS	Al Ain FC	_____	_____



**AFC**  
**CHAMPIONS**  
**LEAGUE 2020**

**GROUP E**

# GROUP E



---

Beijing FC  
(CHN)



---

Chiangrai United  
(THA)



---

Melbourne  
Victory (AUS)



---

FC Seoul  
(KOR)



## Beijing FC (CHN)



### Club Profile

Beijing FC's runners-up finish in the 2019 Chinese Super League ensured they qualified for the AFC Champions League this year.

It will be their ninth appearance in the competition, having previously reached the knockout rounds on three occasions, each time getting eliminated in the Round of 16 stage (2010, 2013 and 2015). Last year, they failed to qualify from their group, finishing third behind Jeonbuk Hyundai and Urawa Red Diamonds.

### Fixtures

#### MD1 – November 21

FC Seoul (KOR) v Beijing FC (CHN)  
Education City Stadium

#### MD2 – February 18

Chiangrai United (THA) v Beijing FC (CHN)  
United Stadium, Chiangrai

#### MD3 – November 24

Melbourne Victory (AUS) v Beijing FC (CHN)  
Jassim bin Hamad Stadium

#### MD4 – November 27

Beijing FC (CHN) v Melbourne Victory (AUS)  
Jassim bin Hamad Stadium

#### MD5 – November 30

Beijing FC (CHN) v FC Seoul (KOR)  
Jassim bin Hamad Stadium

#### MD6 – December 3

Beijing FC (CHN) v Chiangrai United (THA)  
Jassim bin Hamad Stadium

### Club

#### Address

No.18 Stands Worker's Stadium,  
Chaoyang District, Beijing, China

#### Tel

(+86) 10-65527950

#### Email

zhangsihua@fcguoan.com

#### Website

www.fcguoan.com

#### Stadium

Beijing Workers' Stadium  
(63,000 capacity)

### Media Contact

#### Name

Cao Xiao

#### Mobile

+86 13810139063

#### Email

caoxiao@fcguoan.com

#### Competition Record

Round of 16	2010, 2013, 2015
Group Stage	2008, 2009, 2012, 2014, 2019

#### Domestic Record

Season	League	FA Cup
2019	2nd	Quarter-finals
2018	4th	Winners
2017	9th	4th Round
2016	5th	Quarter-finals
2015	4th	4th Round

#### Domestic Honours

League (1)	FA Cup (5)
2009	1985, 1996, 1997, 2003, 2018



# Chiangrai United (THA)



## Club

### Address

491, Moo.10, Bandu, Muang Chiangrai, Thailand

### Tel

(+66) 053 793 014 / 086-421-8881

### Email

chiangraiunited@gmail.com

### Website

www.cruud.com

### Stadium

United Stadium  
(12,249 capacity)

## Media Contact

### Name

Suparnit Kaewtep

### Mobile

(+66) 082-0373633

### Email

cruud2014@gmail.com

## Club Profile

The 2019 Thai League 1 champions Chiangrai will finally feature in the group stages of AFC Champions League after bowing out in the Playoffs of the previous two editions. Established in 2009, the team plays its home games at Singha Stadium, have been prolific domestically, winning the treble of the Thai League Cup, the Thai FA Cup and the Thai Champions Cup in 2018 before winning the league for the first time last year.

## Fixtures

### MD1 – February 11

Melbourne Victory (AUS) v Chiangrai United (THA)  
Melbourne Rectangular Stadium, Melbourne

### MD2 – February 18

Chiangrai United (THA) v Beijing FC (CHN)  
United Stadium, Chiangrai

### MD3 – November 24

FC Seoul (KOR) v Chiangrai United (THA)  
Jassim bin Hamad Stadium

### MD4 – November 27

Chiangrai United (THA) v FC Seoul (KOR)  
Jassim bin Hamad Stadium

### MD5 – November 30

Chiangrai United (THA) v Melbourne Victory (AUS)  
Jassim bin Hamad Stadium

### MD6 – December 3

Beijing FC (CHN) v Chiangrai United (THA)  
Jassim bin Hamad Stadium

## Competition Record

First appearance

## Domestic Record

Season	League	FA Cup
2019	Champions	Quarter-finals
2018	5th	Champions
2017	4th	Champions
2016	8th	Round of 16
2015	9th	Quarter-finals

## Domestic Honours

Thai League (1)	Thai FA Cup (2)
2019	2017, 2018



# Melbourne Victory (AUS)



## Club Profile

Melbourne Victory will be making their eighth appearance in the AFC Champions League and their third in succession after upsetting former winners Kashima Antlers in the play-off round. Earlier they finished third in the regular season of the A League to make it to the play-offs.

They have advanced to the knockout phase of the AFC Champions League just once in their previous seven appearances in the competition, doing so in 2016.

## Fixtures

### MD1 – February 11

Melbourne Victory (AUS) v Chiangrai United (THA)  
Melbourne Rectangular Stadium, Victoria

### MD2 – February 18

FC Seoul (KOR) v Melbourne Victory (AUS)  
Seoul World Cup Stadium

### MD3 – November 24

Melbourne Victory (AUS) v Beijing FC (CHN)  
Jassim bin Hamad Stadium

### MD4 – November 27

Beijing FC (CHN) v Melbourne Victory (AUS)  
Jassim bin Hamad Stadium

### MD5 – November 30

Chiangrai United (THA) v Melbourne Victory (AUS)  
Jassim bin Hamad Stadium

### MD6 – December 3

Melbourne Victory (AUS) v FC Seoul (KOR)  
Education City Stadium

## Competition Record

Round of 16	2016
Group Stage	2019, 2018, 2014, 2011, 2010, 2008

## Domestic Record

Season	League	FA Cup
2019	3rd	Round of 32
2018	Champions	Round of 16
2017	Runners-up	Round of 16
2016	5th	Semi-finals
2015	Champions	Champions

## Domestic Honours

League (4)	FA Cup (1)
2018, 2015, 2009, 2007	2015

## Club

### Address

AAMI Park, 60 Olympic Blvd, Victoria,  
3001, Australia

### Tel

(+61) 3 8656 0700

### Email

mvfc@mvfc.com.au

### Website

www.melbournevictory.com.au

### Stadium

Melbourne Rectangular Stadium  
(30,050 capacity)

## Media Contact

### Name

Sean Peter-Budge

### Mobile

(+61) 0409 802 763

### Email

speter.budge@mvfc.com.au





# FC Seoul (KOR)



## Club Profile

FC Seoul beat Malaysia's Kedah FC 4-1 in the play-off to qualify for the Group Stage of AFC Champions League 2020. Twice runners-up before, this will be their 8th appearance in the competition.

Domestically, FC Seoul have won six League titles, two FA Cups, two League Cups and one Super Cup, and they are one of the most successful and popular clubs in the K League.

## Fixtures

### MD1 – November 21

FC Seoul (KOR) v Beijing FC (CHN)  
Education City Stadium

### MD2 – February 18

FC Seoul (KOR) v Melbourne Victory (AUS)  
Seoul World Cup Stadium

### MD3 – November 24

FC Seoul (KOR) v Chiangrai United (THA)  
Jassim bin Hamad Stadium

### MD4 – November 27

Chiangrai United (THA) v FC Seoul (KOR)  
Jassim bin Hamad Stadium

### MD5 – November 30

Beijing FC (CHN) v FC Seoul (KOR)  
Jassim bin Hamad Stadium

### MD6 – December 3

Melbourne Victory (AUS) v FC Seoul (KOR)  
Education City Stadium

## Club

### Address

Seoul World Cup Stadium, 4F,  
Seongsan-dong 515, Mapo-gu, Seoul  
121-250, Korea

### Tel

(+82) 2 306 5050

### Email

maf66@gssports.co.kr

### Website

www.fcseoul.com

### Stadium

Seoul World Cup Stadium  
(66,704 capacity)

## Media Contact

### Name

Lee Ji Hoon

### Mobile

(+82) 10 5009 3965

### Email

jhlee@gssports.co.kr

## Competition Record

Runners-up	2013, 2002(ACC)
Semi-finals	2016, 2014
Quarter-finals	2011, 2009
Round of 16	2015
Group Stage	2017

## Domestic Record

Season	League	FA Cup
2019	3rd	Round of 32
2018	11th	Round of 16
2017	5th	Round of 32
2016	Champions	Runners-up
2015	4th	Winners

## Domestic Honours

<b>League (6)</b>	<b>FA Cup (2)</b>
1985, 1990, 2000, 2010, 2012, 2016	1998, 2015

## GROUP E FIXTURES

### Matchday One

SCORE

21/11 (Saturday)	FC Seoul (KOR)	VS	Beijing FC (CHN)	_____	_____
11/02 (Tuesday)	Melbourne Victory (AUS)	VS	Chiangrai United (THA)	_____	_____

### Matchday Two 18/02 (Tuesday)

Melbourne Victory (AUS)	VS	FC Seoul (KOR)	_____	_____
Chiangrai United (THA)	VS	Beijing FC (CHN)	_____	_____

### Matchday Three 24/11 (Tuesday)

FC Seoul (KOR)	VS	Chiangrai United (THA)	_____	_____
Melbourne Victory (AUS)	VS	Beijing FC (CHN)	_____	_____

### Matchday Four 27/11 (Friday)

Chiangrai United (THA)	VS	FC Seoul (KOR)	_____	_____
Beijing FC (CHN)	VS	Melbourne Victory (AUS)	_____	_____

### Matchday Five 30/11 (Monday)

Beijing FC (CHN)	VS	FC Seoul (KOR)	_____	_____
Chiangrai United (THA)	VS	Melbourne Victory (AUS)	_____	_____

### Matchday Six 03/12 (Thursday)

Beijing FC (CHN)	VS	Chiangrai United (THA)	_____	_____
Melbourne Victory (AUS)	VS	FC Seoul (KOR)	_____	_____



**AFC**  
**CHAMPIONS**  
**LEAGUE 2020**

**GROUP F**

# GROUP F



---

Ulsan Hyundai FC  
(KOR)



---

Shanghai  
Shenhua FC  
(CHN)



---

Perth Glory  
(AUS)



---

FC Tokyo (JPN)



# Ulsan Hyundai FC (KOR)



## Club Profile

Ulsan Hyundai finished as runners up in the K League to seal qualification for what will be their 8th appearance in the AFC Champions League.

The 2012 winners of the tournament, who played their home games at the FIFA 2002 World Cup Venue – the Ulsan Munsu Stadium began brightly in last years edition too, topping their group in the league stages but were edged in the pre-quarter-finals by the Urawa Red Diamonds afterwards.

## Fixtures

### MD1 – February 11

Ulsan Hyundai FC (KOR) v FC Tokyo (JPN)  
Ulsan Munsu Football Stadium, Ulsan

### MD2 – November 21

Ulsan Hyundai FC (KOR) v Shanghai Shenhua FC (CHN)  
Education City Stadium

### MD3 – November 24

Ulsan Hyundai FC (KOR) v Perth Glory (AUS)  
Education City Stadium

### MD4 – November 27

Perth Glory (AUS) v Ulsan Hyundai FC (KOR)  
Education City Stadium

### MD5 – November 30

FC Tokyo (JPN) v Ulsan Hyundai FC (KOR)  
Education City Stadium

### MD6 – December 3

Shanghai Shenhua FC (CHN) v Ulsan Hyundai FC (KOR)  
Jassim bin Hamad Stadium

## Club

### Address

Hyundai Sports Club 507, Bongsu-ro, Dong-gu, Ulsan, Korea

### Tel

(+82) 52 209 7000

### Email

ulsanhyundaifc@gmail.com

### Website

www.uhfc.tv

### Stadium

Ulsan Munsu Football Stadium  
(41,486 capacity)

## Media Contact

### Name

Kyungmin Lee

### Mobile

(+82) 10 2279 5740

### Email

kmisky@uhfc.co.kr/kmisky@naver.com

## Competition Record

Champions	2012
Semi-finals	2006
Round of 16	2018, 2019
Group Stage	2009, 2014, 2017

## Domestic Record


Season	League	FA Cup
2019	2nd	Round of 32
2018	3rd	Runners-up
2017	4th	Champions
2016	4th	Semi-finals
2015	7th	Semi-finals

## Domestic Honours

<b>League (2)</b> 2005, 1996	<b>FA Cup (1)</b> 2017
---------------------------------	---------------------------



# Shanghai Shenhua FC (CHN)



## Club Profile

Shanghai Shenhua qualified for the tournament by winning the 2019 Chinese FA Cup. Initially established in 1951 as Shanghai FC, they have won several domestic league and cup titles over the years. On 10 December 1993 the club was restructured to make it eligible for the 1994 Chinese Jia-A League season thus making them one of the founding members of the first fully professional top tier league in China. Since then, they have gone on to win the 1995 league title along with the 1998, 2017 and the 2019 FA Cup.

## Fixtures

### MD1 – November 18

Perth Glory (AUS) v Shanghai Shenhua FC (CHN)  
Education City Stadium

### MD2 – November 21

Ulsan Hyundai FC (KOR) v Shanghai Shenhua FC (CHN)  
Education City Stadium

### MD3 – November 24

FC Tokyo (JPN) v Shanghai Shenhua FC (CHN)  
Education City Stadium

### MD4 – November 27

Shanghai Shenhua FC (CHN) v FC Tokyo (JPN)  
Education City Stadium

### MD5 – November 30

Shanghai Shenhua FC (CHN) v Perth Glory (AUS)  
Education City Stadium

### MD6 – December 3

Shanghai Shenhua FC (CHN) v Ulsan Hyundai FC (KOR)  
Jassim bin Hamad Stadium

## Competition Record

Group Stage	2002, 2004, 2007, 2009, 2011, 2018
Quarter Finals	2006

## Domestic Record

Season	League	FA Cup
2019	13th	Winners
2018	7th	4th Round
2017	11th	Winner
2016	7th	Semi-finals
2015	6th	Runners up

## Domestic Honours

Chinese Super League (3)	Chinese FA Cup (5)
1961, 1962, 1995	1956, 1991, 1998, 2017, 2019

## Club

### Address

No. 2600, Hunan Rd, Pudong District, Shanghai 200135, China

### Tel

+86 21 58128877

### Email

media@shenhuaafc.com.cn

### Website

www.shenhuaafc.com.cn

### Stadium

Hongkou Football Stadium (35,000 capacity)

## Media Contact

### Name

Ma Yue

### Mobile

+86 18021008258

### Email

mayue1@ldjt.com.cn





# Perth Glory (AUS)



## Club

### Address

203 Underwood Avenue Floreat  
Perth WA 6014

### Tel

(+61) 08 9492 6000

### Email

info@perthglory.com.au

### Website

www.perthglory.com.au

### Stadium

HBF Park  
(20,565 capacity)

## Club Profile

Established in 2005, Perth Glory entered the A-League as one of the eight original teams of the inaugural 2005–06 season. The club has won one Premiership and appeared in two grand finals in this competition. It has also appeared in two FFA Cup finals and two A-League Pre-Season Challenge Cup finals before qualifying for the AFC Champions League by virtue of winning the A League Premier last year.

## Media Contact

### Name

Gareth Morgan

### Mobile

(+61) 0447 718 397

### Email

gareth.morgan@perthglory.com.au

## Fixtures

### MD1 – November 18

Perth Glory (AUS) v Shanghai Shenhua FC (CHN)  
Education City Stadium

### MD2 – February 18

FC Tokyo (JPN) v Perth Glory (AUS)  
Tokyo Stadium, Tokyo

### MD3 – November 24

Ulsan Hyundai FC (KOR) v Perth Glory (AUS)  
Education City Stadium

### MD4 – November 27

Perth Glory (AUS) v Ulsan Hyundai FC (KOR)  
Education City Stadium

### MD5 – November 30

Shanghai Shenhua FC (CHN) v Perth Glory (AUS)  
Education City Stadium

### MD6 – December 3

Perth Glory (AUS) v FC Tokyo (JPN)  
Education City Stadium

## Competition Record

First appearance

## Domestic Record

Season	League	FA Cup
2019	Runners Up	Round of 32
2018	8th	Round of 32
2017	5th	Round of 32
2016	5th	Round of 16
2015	7th	Runners up

## Domestic Honours

### A League Premiers (1)

2018-19



## FC Tokyo (JPN)



### Club Profile

FC Tokyo qualified for the AFC Champions League play-offs this year by virtue of finishing second in the 2019 J League. There, they beat Ceres Negros 2-0 to seal their spot in the group stages for the third time in their history.

Their first appearance in the AFC Champions League was in 2012, a remarkable achievement as the club was at that time a second division team. It was also the first J2 Emperor's Cup champion to qualify for the regional competition and play amongst Asia's elite.

### Fixtures

#### MD1 – February 11

Ulsan Hyundai FC (KOR) v FC Tokyo (JPN)  
Ulsan Munsu Football Stadium, Ulsan

#### MD2 – February 18

FC Tokyo (JPN) v Perth Glory (AUS)  
Tokyo Stadium

#### MD3 – November 24

FC Tokyo (JPN) v Shanghai Shenhua FC (CHN)  
Education City Stadium

#### MD4 – November 27

Shanghai Shenhua FC (CHN) v FC Tokyo (JPN)  
Education City Stadium

#### MD5 – November 30

FC Tokyo (JPN) v Ulsan Hyundai FC (KOR)  
Education City Stadium

#### MD6 – December 3

Perth Glory (AUS) v FC Tokyo (JPN)  
Education City Stadium

#### Competition Record

Round of 16      2012, 2016

#### Domestic Record

Season	League	FA Cup
2019	2nd	-
2018	6th	Group Stage
2017	13th	Quarter-finals
2016	9th	Semi-finals
2015	4th	Quarter-finals

#### Domestic Honours

**Emperor's Cup (1)**  
2011

### Club

#### Address

1-2-3 Shimoishiwara, Chofu-shi, Tokyo,  
Japan #182-0034

#### Tel

+81-(0)42-444-2630

#### Email

ktakahashi@fctokyo.co.jp

#### Website

<https://www.fctokyo.co.jp/english/>

#### Stadium

Tokyo Stadium (49,416 capacity)

### Media Contact

#### Name

Kohei Morita

#### Mobile

+81-(0)80-2021-4971

#### Email

kouhei@fctokyo.co.jp

# GROUP F FIXTURES

## Matchday One

SCORE

11/02 (Tuesday)	Ulsan Hyundai FC (KOR)	VS	FC Tokyo (JPN)	_____	_____
--------------------	---------------------------	----	----------------	-------	-------

18/11 (Wednesday)	Perth Glory (AUS)	VS	Shanghai Shenhua FC (CHN)	_____	_____
----------------------	-------------------	----	------------------------------	-------	-------

## Matchday Two

18/02 (Tuesday)	FC Tokyo (JPN)	VS	Perth Glory (AUS)	_____	_____
--------------------	----------------	----	-------------------	-------	-------

21/11 (Saturday)	Ulsan Hyundai FC (KOR)	VS	Shanghai Shenhua FC (CHN)	_____	_____
---------------------	------------------------	----	------------------------------	-------	-------

## Matchday Three

11/02 (Tuesday)	FC Tokyo (JPN)	VS	Shanghai Shenhua FC (CHN)	_____	_____
--------------------	----------------	----	------------------------------	-------	-------

24/11 (Tuesday)	Ulsan Hyundai FC (KOR)	VS	Perth Glory (AUS)	_____	_____
--------------------	---------------------------	----	-------------------	-------	-------

## Matchday Four 27/11 (Friday)

Shanghai Shenhua FC (CHN)	VS	FC Tokyo (JPN)	_____	_____
---------------------------	----	----------------	-------	-------

Perth Glory (AUS)	VS	Ulsan Hyundai FC (KOR)	_____	_____
-------------------	----	------------------------	-------	-------

## Matchday Five 30/11 (Monday)

FC Tokyo (JPN)	VS	Ulsan Hyundai FC (KOR)	_____	_____
----------------	----	------------------------	-------	-------

Shanghai Shenhua FC (CHN)	VS	Perth Glory (AUS)	_____	_____
---------------------------	----	-------------------	-------	-------

## Matchday Six 03/12 (Thursday)

Shanghai Shenhua FC (CHN)	VS	Ulsan Hyundai FC (KOR)	_____	_____
---------------------------	----	------------------------	-------	-------

Perth Glory (AUS)	VS	FC Tokyo (JPN)	_____	_____
-------------------	----	----------------	-------	-------



AFC  
CHAMPIONS  
LEAGUE 2020

GROUP G

# GROUP G



---

Vissel Kobe  
(JPN)



---

Suwon Samsung  
Bluewings (KOR)



---

Guangzhou  
Evergrande FC  
(CHN)



---

Johor Darul  
Ta'zim (MAS)



# Vissel Kobe (JPN)



## Club Profile

Vissel Kobe qualified for the AFC Champions League 2020 by winning the 2019 Emperor's Cup. The 99th edition of the annual Japanese national club tournament, saw the Hyogo-based team beat Kashima Antlers at what was the first competitive event at the New National Stadium in Tokyo. Bolstered by the presence of Andres Iniesta, Lukas Podolski and David Villa in their squad, the team put aside a disappointing league season to lift their first major trophy on January 1 this year, thus also qualifying for Asia's marquee club competition for the first time.

## Fixtures

### MD2 – February 19

Suwon Samsung Bluewings (KOR) v Vissel Kobe (JPN)  
Suwon World Cup Stadium, Suwon

### MD3 – November 25

Vissel Kobe (JPN) v Guangzhou Evergrande FC (CHN)  
Khalifa International Stadium

### MD4 – November 28

Guangzhou Evergrande FC (CHN) v Vissel Kobe (JPN)  
Al Janoub Stadium

### MD6 – December 4

Vissel Kobe (JPN) v Suwon Samsung Bluewings (KOR)  
Khalifa International Stadium

## Competition Record

First appearance

## Domestic Record

Season	League	Emperor's Cup
2019	8th	Winners
2018	12th	Quarter-finals
2017	7th	Round of 16
2016	9th	Quarter-finals
2015	10th	4th Round

## Domestic Honours

**Emperor's Cup (1)**  
2019

## Club

### Address

1 Chome-2-31 Kaigandori, Chuo Ward, Kobe, Hyogo 650-0024, Japan

### Tel

+81 78-599-8077

### Website

www.vissel-kobe.co.jp

### Stadium

Noevir Stadium  
(28,425 capacity)

## Media Contact

### Name

Shimpei Serita

### Mobile

(+81) 505 212 7888


### Email

shimpei.serita@rakuten.com





# Suwon Samsung Bluewings (KOR)



## Club

### Address

4F, 310, Worldcup-Ro, Paldal-Gu, Suwon-Si, Gyeonggi-Do

### Tel

+82-31-247-2002

### Email

yj86.seo@samsung.com

### Website

<http://www.bluewings.kr>

### Stadium

Suwon World Cup Stadium (Big Bird)  
(43,288 capacity)

## Media Contact

### Name

Eunho (Michael) Lee

### Mobile

+82-10-9052-8890

### Email

eunho.lee@samsung.com

## Club Profile

Two time winners of the Asian Club Championship (2001 and 2002) Suwon Samsung Bluewings appear in the 2020 edition of the AFC Champions League by virtue of winning the 2019 Korean FA Cup.

Established in 1996, they have been prolific domestically, winning the K League 1 four times. They have also won the FA Cup five times, also lifting the League Cup six times as well as the Super Cup thrice. At the continental level, this will be their 10th appearance in Asia's premier football competition.

## Fixtures

### MD1 – November 22

Suwon Samsung Bluewings (KOR) v Guangzhou Evergrande FC (CHN)  
Khalifa International Stadium

### MD2 – February 19

Suwon Samsung Bluewings (KOR) v Vissel Kobe (JPN)  
Suwon World Cup Stadium, Suwon

### MD5 – December 1

Guangzhou Evergrande FC (CHN) v Suwon Samsung Bluewings (KOR)  
Khalifa International Stadium

### MD6 – December 4

Vissel Kobe (JPN) v Suwon Samsung Bluewings (KOR)  
Khalifa International Stadium

## Competition Record

Semi Finals	2011, 2018
Quarter Finals	2010
Round of 16	2015, 2009
Group Stage	2017, 2016, 2013, 2005

## Domestic Record

Season	League	FA Cup
2019	8th	Champions
2018	6th	Semi-final
2017	3rd	Semi-final
2016	7th	Winners
2015	Runners up	Round of 32

## Domestic Honours

<b>K League (4)</b>	<b>FA Cup (5)</b>
1998, 1999, 2004, 2008	2002, 2009, 2010, 2016, 2019



# Guangzhou Evergrande FC (CHN)



## Club Profile

Guangzhou Evergrande qualified for AFC Champions League 2020 after winning the 2019 Chinese Super League for the eighth time this decade. In what will be their 9th appearance in the tournament, the club, which plays its home games at the Tianhe Stadium (the venue for the first ever FIFA Women's World Cup Final in 1991), would be seeking to improve on their semi final appearance from last year when they went down 0-3 to eventual runners up Urawa Red Diamonds. An Asian powerhouse, they are the only Chinese football club to win the AFC Champions League twice, in 2013 and 2015. They are also the first from the country to participate in the FIFA Club World Cup, making its first appearance in 2013.

## Fixtures

### MD1 – November 22

Suwon Samsung Bluewings (KOR) v Guangzhou Evergrande FC (CHN)

Khalifa International Stadium

### MD3 – November 25

Vissel Kobe (JPN) v Guangzhou Evergrande FC (CHN)

Khalifa International Stadium

### MD4 – November 28

Guangzhou Evergrande FC (CHN) v Vissel Kobe (JPN)

Al Janoub Stadium

### MD5 – December 1

Guangzhou Evergrande FC (CHN) v Suwon Samsung Bluewings (KOR)

Khalifa International Stadium

## Club

### Address

22/F, Evergrande International Center, No.78 Huangpu Avenue West, Guangzhou, P.R.China, 510620

### Tel

(+86) 020-38655743

### Email

hardwin@126.com / kmanchan@gzevergrandefc.com

### Website

www.gzevergrandefc.com

### Stadium

Tianhe Stadium (56,000 capacity)

## Media Contact

### Name

Chen Jiamin (Kman)

### Mobile

+86 135-8038-8071

### Email

kmanchan@gzevergrandefc.com

## Competition Record

Champions	2013, 2015
Semi-finals	2019
Quarter-finals	2012, 2014, 2017, 2018
Round of 16	2016
Group Stage	

## Domestic Record

Season	League	FA Cup
2019	Champions	Quarter-finals
2018	Runners-up	5th Round
2017	Champions	Semi-finals
2016	Champions	Champions
2015	Champions	3rd Round

## Domestic Honours

League (8)	FA Cup (2)
2019, 2017, 2016, 2015, 2014, 2013, 2012, 2011	2016, 2012



# Johor Darul Ta'zim (MAS)



## Club Profile

Malaysian club football's marquee team in recent seasons, Johor Darul Ta'zim will be making their second appearance in the group phase of the AFC Champions League after winning the 2019 Malaysian Super League.

They are the first team from the country to win six consecutive league titles (2014, 2015, 2016, 2017, 2018, and 2019) and in 2015, also became the first Malaysian side to win a continental club title when they lifted the AFC Cup, defeating FC Istiklol from Tajikistan in the final.

## Fixtures

Applying Articles 6.1 and 6.2.1 of the AFC Champions League 2020 Competition Regulations, all matches of Johor Darul Ta'zim are cancelled and considered null and void.

## Club

### Address

Stadium Tan Sri Dato' Hj Hassan Yunos, Jalan Dato Jaafar, 80350 Johor Bahru, Johor

### Tel

+607 2247034

### Email

johorfa@yahoo.com

### Website

www.johorsoutherntigers.com.my

### Stadium

Sultan Ibrahim Stadium, Larkin (40,000 capacity)

## Media Contact

### Name

Nor Asniera Jasni

### Mobile

+6012 7704421

### Email

asniera@johorsoutherntigers.com.my

## Competition Record

Group Stage	2019
-------------	------

## Domestic Record

Season	League	FA Cup
2019	Champions	3rd round
2018	Champions	Quarter-finals
2017	Champions	Quarter-finals
2016	Champions	Winners
2015	Champions	1st round

## Domestic Honours

League (7)	FA Cup (1)
2001, 2014, 2015, 2016, 2017, 2018, 2019	2016

## GROUP G FIXTURES

### Matchday One 22/11 (Sunday)

SCORE

Suwon Samsung  
Bluewings (KOR)

VS

Guangzhou Evergrande  
FC (CHN)

\_\_\_\_\_

### Matchday Two 19/02 (Tuesday)

Suwon Samsung  
Bluewings (KOR)

VS

Vissel Kobe (JPN)

\_\_\_\_\_

### Matchday Three 25/11 (Wednesday)

Vissel Kobe (JPN)

VS

Guangzhou Evergrande  
FC (CHN)

\_\_\_\_\_

### Matchday Four 28/11 (Saturday)

Guangzhou Evergrande  
FC (CHN)

VS

Vissel Kobe (JPN)

\_\_\_\_\_

### Matchday Five 01/12 (Tuesday)

Guangzhou Evergrande  
FC (CHN)

VS

Suwon Samsung  
Bluewings (KOR)

\_\_\_\_\_

### Matchday Six 04/12 (Friday)

Vissel Kobe (JPN)

VS

Suwon Samsung  
Bluewings (KOR)

\_\_\_\_\_



**AFC**  
**CHAMPIONS**  
**LEAGUE 2020**

**GROUP H**

# GROUP H



---

Sydney FC  
(AUS)



---

Yokohama F. Marinos  
(JPN)



---

Jeonbuk Hyundai  
Motors FC (KOR)



---

Shanghai SIPG FC  
(CHN)





# Sydney FC (AUS)



## Club Profile

The 2019 A League Grand Final winners and regular season runners up, Sydney FC will be making their 6th appearance in the AFC Champions League.

The club will seek to advance to the knockout phase of the competition for only the second time in their history, having previously appeared in the Round of 16 in 2016. They were eliminated in the group phase in all other attempts, including last year when they finished bottom of the group which also had Ulsan Hyundai, Shanghai SIPG and Kawasaki Frontale.

## Fixtures

### MD1 – November 19

Sydney FC (AUS) v Shanghai SIPG FC (CHN)  
Khalifa International Stadium

### MD2 – February 19

Yokohama F. Marinos (JPN) v Sydney FC (AUS)  
Nissan Stadium, Yokohama

### MD3 – March 4

Sydney FC (AUS) v Jeonbuk Hyundai Motors FC (KOR)  
Jubilee Stadium, Sydney

### MD4 – November 25

Jeonbuk Hyundai Motors FC (KOR) v Sydney FC (AUS)  
Al Janoub Stadium

### MD5 – December 1

Shanghai SIPG FC (CHN) v Sydney FC (AUS)  
Al Janoub Stadium

### MD6 – December 4

Sydney FC (AUS) v Yokohama F. Marinos (JPN)  
Al Janoub Stadium

## Club

### Address

Byron Kennedy Hall, Suite C2,  
Building 15, 122 Lang Road,  
Moore Park NSW 2021

### Tel

(+61) 2 8314 5100

### Email

info@sydneyfc.com

### Website

www.sydneyfc.com

### Stadium

Jubilee Stadium  
(17,800capacity)

## Media Contact

### Name

David Warriner

### Mobile

(+61) 415 091 044

### Email

davidw@sydneyfc.com

## Competition Record

Round of 16	2016
Group Stage	2007, 2011, 2018, 2019

## Domestic Record

Season	League	FA Cup
2019	Champions	Runners-up
2018	Champions	Runners-up
2017	Champions	Champions
2016	7th	Runners-up
2015	2nd	Round of 16

## Domestic Honours

League (5)	FA Cup (1)
2006, 2010, 2017, 2018, 2019	2017



# Yokohama F. Marinos (JPN)



## Club Profile

Yokohama Marinos qualified for the AFC Champions League for the fourth time in their history by clinching the 2019 J League title. Along with Kashima Antlers, they are one of only two teams to have competed in Japan's top flight of football every year since its inception in 1982. They have won the national league four times and the Emperors Cup twice since then. Also, with the Marinos qualifying, the premier club competition in Asia will return to the Nissan Stadium in Yokohama, which so far is the first and only venue in Asia to have hosted a FIFA World Cup Final.

## Fixtures

### MD1 – February 12

Jeonbuk Hyundai Motors FC (KOR) v Yokohama F. Marinos (JPN)  
Jeonju World Cup Stadium

### MD2 – February 19

Yokohama F. Marinos (JPN) v Sydney FC (AUS)  
Nissan Stadium, Yokohama

### MD3 – November 25

Yokohama F. Marinos (JPN) v Shanghai SIPG FC (CHN)  
Al Janoub Stadium

### MD4 – November 28

Shanghai SIPG FC (CHN) v Yokohama F. Marinos (JPN)  
Al Janoub Stadium

### MD5 – December 1

Yokohama F. Marinos (JPN) v Jeonbuk Hyundai Motors FC (KOR)  
Al Janoub Stadium

### MD6 – December 4

Sydney FC (AUS) v Yokohama F. Marinos (JPN)  
Al Janoub Stadium

## Competition Record

Group stage	2003, 2004, 2014
-------------	---------------------

## Domestic Record

Season	League	FA Cup
2019	Champions	Group Stage
2018	12th	Runners-up
2017	5th	Group Stage
2016	10th	Semi-finals
2015	7th	4th round

## Domestic Honours

<b>J League (4)</b> 1995, 2003, 2004, 2019	<b>Emperor's Cup (2)</b> 1992, 2013
--	--

## Club

### Address

Shin-Yokohama 2-6-3  
222-0033 Yokohama, Kanagawa,  
Japan

### Tel

+81(0)45-285-0680

### Email

info@marinos.co.jp

### Website

www.f-marinos.com

### Stadium

Nissan Stadium  
(72,327 capacity)

## Media Contact

### Name

S Nishihara Shinsaku

### Mobile

+81 80 3485 5736

### Email

nishihara@marinos.co.jp



# Jeonbuk Hyundai Motors FC (KOR)



## Club Profile

Jeonbuk Hyundai retained their K League 1 title to qualify for the 2020 AFC Champions League. This was the sixth time they won the national title, with the first win coming in 2009. They have also won the Korean FA Cup three times, in 2000, 2003 and 2005.

The Korean team comes in with a proven record at the continental level, having won this tournament twice before; in 2006 and again in 2016. They have also finished as runners up once, in 2011.

## Fixtures

### MD1 – February 12

Jeonbuk Hyundai Motors FC (KOR) v Yokohama F. Marinos (JPN)  
Jeonju World Cup Stadium

### MD2 – November 22

Jeonbuk Hyundai Motors FC (KOR) v Shanghai SIPG FC (CHN)  
Khalifa International Stadium

### MD3 – March 4

Sydney FC (AUS) v Jeonbuk Hyundai Motors FC (KOR)  
Jubilee Stadium, Sydney

### MD4 – November 25

Jeonbuk Hyundai Motors FC (KOR) v Sydney FC (AUS)  
Al Janoub Stadium

### MD5 – December 1

Yokohama F. Marinos (JPN) v Jeonbuk Hyundai Motors FC (KOR)  
Al Janoub Stadium

### MD6 – December 4

Shanghai SIPG FC (CHN) v Jeonbuk Hyundai Motors FC (KOR)  
Khalifa International Stadium

## Competition Record

Champions	2006, 2016
Runners-up	2011
Semi-finals	2004
Quarter-finals	2007, 2010, 2018
Round of 16	2013, 2014, 2015, 2019
Group Stage	2012

## Domestic Record

Season	League	FA Cup
2019	Champions	Round of 16
2018	Champions	Round of 32
2017	Champions	Round of 32
2016	Runners-up	Quarter-finals
2015	Champions	Round of 16

## Domestic Honours

League (7)	FA Cup (3)
2009, 2011, 2014, 2015, 2017, 2018, 2019	2000, 2003, 2005

## Club

### Address

2F, Jeonju Worldcup Stadium, 1055, Gilindaero, Dukjin-Gu, Jeonju-City, Jeonbuk, Korea 54809

### Tel

(+82) 63 273 1763

### Email

ychoi@hyundai-motorsfc.com

### Website

www.hyundai-motorsfc.com

### Stadium

Jeonju World Cup Stadium  
(41,152 capacity)

## Media Contact

### Name

Sangsoo Kim

### Mobile

(+82) 10 9100 8314

### Email

sangsoo@hyundai-motorsfc.com



# Shanghai SIPG FC (CHN)



## Club Profile

Shanghai SIPG FC booked their place in the 2020 AFC Champions League Group Stages after defeating Buriram United of Thailand 3-0 in the play-off round. They had earlier finished third in the Chinese Super League to clinch a spot in the AFC Champions League play-offs.

Shanghai SIPG FC have advanced to the knockout rounds on each of their four previous appearances in the AFC Champions League and will be looking to surpass last year's showing, when they were eliminated in the Quarter-finals by eventual runners-up Urawa Red Diamonds.

## Fixtures

### MD1 – November 19

Sydney FC (AUS) v Shanghai SIPG  
Khalifa International Stadium

### MD2 – November 22

Jeonbuk Hyundai Motors FC (KOR) v Shanghai SIPG  
Khalifa International Stadium

### MD3 – November 25

Yokohama F. Marinos (JPN) v Shanghai SIPG  
Al Janoub Stadium

### MD4 – November 28

Shanghai SIPG v Yokohama F. Marinos (JPN)  
Al Janoub Stadium

### MD5 – December 1

Shanghai SIPG v Sydney FC (AUS)  
Al Janoub Stadium

### MD6 – December 4

Shanghai SIPG v Jeonbuk Hyundai Motors FC (KOR)  
Khalifa International Stadium

## Club

### Address

23F, Tongsheng Building No.458,  
Fushan Road, Pudong New District,  
Shanghai, China

### Tel

(+86) 21 6168 1099

### Email

info@sipg-fc.com

### Website

www.sipg-fc.com.cn

### Stadium

Yuan Shen Stadium, Shanghai  
(56,000 capacity)

## Media Contact

### Name

Zhao Haochen

### Mobile

(+86) 139 1784 8068

### Email

zhc\_sipgfc@sina.com

## Competition Record

Semi-finals	2017
Quarter-finals	2016, 2019
Round of 16	2018

## Domestic Record

Season	League	FA Cup
2019	3rd	Semi-finals
2018	Champions	Quarter-finals
2017	Runners-up	Runners-up
2016	3rd	Round of 16
2015	Runners-up	Quarter-finals

## Domestic Honours

### League (1)

2018

# GROUP H FIXTURES

## Matchday One

## SCORE

19/11 (Thursday)	Sydney FC (AUS)	VS	Shanghai SIPG FC (CHN)	_____	_____
12/02 (Wednesday)	Jeonbuk Hyundai Motors FC (KOR)	VS	Yokohama F. Marinos (JPN)	_____	_____

## Matchday Two

22/11 (Sunday)	Jeonbuk Hyundai Motors FC (KOR)	VS	Shanghai SIPG FC (CHN)	_____	_____
19/02 (Wednesday)	Yokohama F. Marinos (JPN)	VS	Sydney FC (AUS)	_____	_____

## Matchday Three

25/11 (Wednesday)	Yokohama F. Marinos (JPN)	VS	Shanghai SIPG FC (CHN)	_____	_____
04/03 (Wednesday)	Sydney FC (AUS)	VS	Jeonbuk Hyundai Motors FC (KOR)	_____	_____

## Matchday Four

28/11 (Saturday)	Shanghai SIPG FC (CHN)	VS	Yokohama F. Marinos (JPN)	_____	_____
25/11 (Wednesday)	Jeonbuk Hyundai Motors FC (KOR)	VS	Sydney FC (AUS)	_____	_____

## Matchday Five 01/12 (Tuesday)

Shanghai SIPG FC (CHN)	VS	Sydney FC (AUS)	_____	_____
Yokohama F. Marinos (JPN)	VS	Jeonbuk Hyundai Motors FC (KOR)	_____	_____

## Matchday Six 04/12 (Friday)

Sydney FC (AUS)	VS	Yokohama F. Marinos (JPN)	_____	_____
Shanghai SIPG FC (CHN)	VS	Jeonbuk Hyundai Motors FC (KOR)	_____	_____



AFC  
CHAMPIONS  
LEAGUE 2020

**KNOCKOUT  
STAGE**



# KNOCKOUT STAGE SCHEDULE

Round of 16			
First Leg	Match		
West Zone			
26/09 (Saturday)	Group A Runner-up	vs	Group B Winner
	Group B Runner-up	vs	Group A Winner
27/09 (Sunday)	Group C Runner-up	vs	Group D Winner
	Group D Runner-up	vs	Group C Winner
East Zone			
06/12 (Sunday)	Group E Runner-up	vs	Group F Winner
	Group F Runner-up	vs	Group E Winner
07/12 (Monday)	Group G Runner-up	vs	Group H Winner
	Group H Runner-up	vs	Group G Winner
Quarter-Finals			
West Zone			
30/09 (Wednesday)	R16 Winner 1	vs	R16 Winner 2
	R16 Winner 3	vs	R16 Winner 4
East Zone			
10/12 (Thursday)	R16 Winner 5	vs	R16 Winner 6
	R16 Winner 7	vs	R16 Winner 8
Semi-Finals			
West Zone			
03/10 (Saturday)	QF Winner 1	vs	QF Winner 2
East Zone			
13/12 (Sunday)	QF Winner 3	vs	QF Winner 4
Final			
19/12 (Saturday)	West SF Winner	vs	East SF Winner



**2019**



CHAMPIONS

FC CHAMPIONS LEAGUE

... For You ... as Red Diamonds ... You're The East

EMIR

EMIR

# 2019 AFC CHAMPIONS LEAGUE

Final			
First Leg King Saud University Stadium (Riyadh), SAUDI ARABIA			
09/11/19	AL HILAL SFC (KSA)	1-0	URAWA RED DIAMONDS (JPN)
Second Leg Saitama Stadium 2002 (Saitama), JAPAN			
24/11/19	URAWA RED DIAMONDS (JPN)	0-2	AL HILAL SFC (KSA)
<i>Al Hilal SFC win 3-0 on aggregate</i>			
Semi-Finals			
01/10/19	AL SADD SC (QAT)	1-4	AL HILAL SFC (KSA)
22/10/19	AL HILAL SFC (KSA)	2-4	AL SADD SC (QAT)
<i>Al Hilal SFC win 6-5 on aggregate</i>			
02/10/19	URAWA RED DIAMONDS (JPN)	2-0	GUANGZHOU EVERGRANDE FC (CHN)
23/10/19	GUANGZHOU EVERGRANDE FC (CHN)	0-1	URAWA RED DIAMONDS (JPN)
<i>Urawa Red Diamonds win 3-0 on aggregate</i>			
Quarter-Finals			
26/08/19	AL NASSR (KSA)	2-1	AL SADD SC (QAT)
16/09/19	AL SADD SC (QAT)	3-1	AL NASSR (KSA)
<i>Al Sadd SC win 4-3 on aggregate</i>			
27/08/19	AL ITTIHAD (KSA)	0-0	AL HILAL SFC (KSA)
17/09/19	AL HILAL SFC (KSA)	3-1	AL ITTIHAD (KSA)
<i>Al Hilal SFC win 3-1 on aggregate</i>			
27/08/19	SHANGHAI SIPG FC (CHN)	2-2	URAWA RED DIAMONDS (JPN)
17/09/19	URAWA RED DIAMONDS (JPN)	1-1	SHANGHAI SIPG FC (CHN)
<i>Aggregate score 3-3. Urawa Red Diamonds win on away goals</i>			
29/08/19	GUANGZHOU EVERGRANDE FC (CHN)	0-0	KASHIMA ANTLERS (JPN)
18/09/19	KASHIMA ANTLERS (JPN)	1-1	GUANGZHOU EVERGRANDE FC (CHN)
<i>Aggregate score 1-1. Guangzhou Evergrande FC win on away goals</i>			
Round of 16			
East Zone			
19/06/19	SHANGHAI SIPG FC (CHN)	1-1	JEONBUK HYUNDAI MOTORS FC (KOR)
26/06/19	JEONBUK HYUNDAI MOTORS FC (KOR)	3-5	SHANGHAI SIPG FC (CHN)
<i>Shanghai SIPG FC win 6-4 on aggregate</i>			
19/06/19	URAWA RED DIAMONDS (JPN)	1-2	ULSAN HYUNDAI FC (KOR)
26/06/19	ULSAN HYUNDAI FC (KOR)	0-3	URAWA RED DIAMONDS (JPN)
<i>Urawa Red Diamonds win 4-2 on aggregate</i>			
18/06/19	GUANGZHOU EVERGRANDE FC (CHN)	2-1	SHANDONG LUNENG FC (CHN)
25/06/19	SHANDONG LUNENG FC (CHN)	5-6	GUANGZHOU EVERGRANDE FC (CHN)
<i>Guangzhou Evergrande FC win 8-6 on aggregate</i>			
18/06/19	KASHIMA ANTLERS (JPN)	1-0	SANFRECCE HIROSHIMA (JPN)
25/06/19	SANFRECCE HIROSHIMA (JPN)	3-2	KASHIMA ANTLERS (JPN)
<i>Aggregate score 3-3. Kashima Antlers win on away goals</i>			
West Zone			
05/08/19	AL NASSR (KSA)	1-1	AL WAHDA FSCC (UAE)
12/08/19	AL WAHDA FSCC (UAE)	2-3	AL NASSR (KSA)
<i>Al Nassr win 4-3 on aggregate</i>			
05/12/19	AL ITTIHAD (KSA)	2-1	ZOBAHAN FC (IRN)
12/08/19	ZOBAHAN FC (IRN)	3-4	AL ITTIHAD (KSA)
<i>Al Ittihad win 6-4 on aggregate</i>			
06/08/19	AL DUHAIL SC (QAT)	1-1	AL SADD SC (QAT)
13/08/19	AL SADD SC (QAT)	3-1	AL DUHAIL SC (QAT)
<i>Al Sadd win 4-2 on aggregate</i>			
06/08/19	AL AHLI SAUDI FC (KSA)	2-4	AL HILAL SFC (KSA)
13/08/19	AL HILAL SFC (KSA)	0-1	AL AHLI SAUDI FC (KSA)
<i>Al Hilal SFC win 4-3 on aggregate</i>			

# GROUP STAGE RESULTS

Group A									
	P	W	D	L	F	A	GD	Pts	
ZOBAHAN FC (IRN)	6	3	3	0	10	5	5	12	
AL NASSR (KSA)	6	3	1	2	11	7	4	10	
AL ZAWRAA CLUB (IRQ)	6	2	2	2	14	9	5	8	
AL WASL FC (UAE)	6	1	0	5	4	18	-14	3	
04/03/19	Zobahan FC Al Wasl FC	0-0 1-0	Al Zawraa Club Al Nassr						
11/03/19	Al Zawraa Club Al Nassr	5-0 (2-0) 2-3 (1-2)	Al Wasl FC Zobahan FC						
08/04/19	Al Wasl FC Al Nassr	1-3 (1-2) 4-1 (2-1)	Zobahan FC Al Zawraa Club						
23/04/19	Al Zawraa Club Zobahan FC	1-2 (1-0) 2-0 (2-0)	Al Nassr Al Wasl FC						
07/05/19	Al Zawraa Club Al Nassr	2-2 (1-1) 3-1 (2-0)	Zobahan FC Al Wasl FC						
21/05/19 29/05/19	Al Wasl FC Zobahan FC	1-5 (1-3) 0-0	Al Zawraa Club Al Nassr						

\* The standing table is based on points, goal-difference and number of goals of the teams tied

Group B									
	P	W	D	L	F	A	GD	Pts	
AL WAHDA FSCC (UAE)	6	4	1	1	14	9	5	13	
AL ITTIHAD (KSA)	6	3	2	1	13	9	4	11	
PFC LOKOMOTIV (UZB)	6	2	1	3	10	11	-1	7	
AL RAYYAN SC (QAT)	6	1	0	5	9	17	-8	3	
04/03/19	PFC Lokomotiv Al Ittihad	2-0 (1-0) 5-1 (2-1)	Al Wahda FSCC Al Rayyan SC						
11/03/19	Al Rayyan SC Al Wahda FSCC	2-1 (1-1) 4-1 (1-0)	PFC Lokomotiv Al Ittihad						
09/04/19	Al Rayyan SC Al Ittihad	1-2 (0-0) 3-2 (0-0)	Al Wahda FSCC PFC Lokomotiv						
22/04/19	PFC Lokomotiv Al Wahda FSCC	1-1 (1-1) 4-3 (1-3)	Al Ittihad Al Rayyan SC						
07/05/19	Al Rayyan SC Al Wahda FSCC	0-2 (0-0) 3-1 (0-0)	Al Ittihad PFC Lokomotiv						
21/05/19	PFC Lokomotiv Al Ittihad	3-2 (1-0) 1-1 (0-0)	Al Rayyan SC Al Wahda FSCC						

\* The standing table is based on points, goal-difference and number of goals of the teams tied

Group C									
	P	W	D	L	F	A	GD	Pts	
AL HILAL SFC (KSA)	6	4	1	1	10	5	5	13	
AL DUHAIL SC (QAT)	6	2	3	1	11	8	3	9	
ESTEGHLAL FC (IRN)	6	2	2	2	6	8	-2	8	
AL AIN FC (UAE)	6	0	2	4	4	10	-6	2	
05/03/19	Al Duhail SC Al Ain FC	3-0 (0-0) 0-1 (0-0)	Esteghlal FC Al Hilal SFC						
12/03/19	Al Hilal SFC Esteghlal FC	3-1 (1-0) 1-1 (0-0)	Al Duhail SC Al Ain FC						
08/04/19	Al Duhail SC Esteghlal FC	2-2 (2-1) 2-1 (2-0)	Al Ain FC Al Hilal SFC						
23/04/19	Al Hilal SFC Al Ain FC	1-0 (0-0) 0-2 (0-1)	Esteghlal FC Al Duhail SC						
06/05/19	Esteghlal FC Al Hilal SFC	1-1 (0-0) 2-0 (1-0)	Al Duhail SC Al Ain FC						
20/05/19	Al Duhail SC Al Ain FC	2-2 (1-1) 1-2 (1-2)	Al Hilal SFC Esteghlal FC						

Group D									
	P	W	D	L	F	A	GD	Pts	
AL SADD SC (QAT)	6	3	1	2	7	8	-1	10	
AL AHLI SAUDI FC (KSA)	6	3	0	3	7	7	0	9	
PAKHTAKOR (UZB)	6	2	2	2	7	7	0	8	
PERSEPOLIS FC (IRN)	6	2	1	3	6	5	1	7	
05/03/19	Persepolis FC Al Ahli Saudi FC	1-1 (1-1) 2-0 (1-0)	Pakhtakor Al Sadd SC						
12/03/19	Pakhtakor Al Sadd SC	1-0 (0-0) 1-0 (0-0)	Al Ahli Saudi FC Persepolis FC						
09/04/19	Pakhtakor Persepolis FC	2-2 (2-2) 2-0 (1-0)	Al Sadd SC Al Ahli Saudi FC						
22/04/19	Al Sadd SC Al Ahli Saudi FC	2-1 (1-1) 2-1 (1-0)	Pakhtakor Persepolis FC						
06/05/19	Pakhtakor Al Sadd SC	1-0 (0-0) 2-1 (2-0)	Persepolis FC Al Ahli Saudi FC						
20/05/19	Persepolis FC Al Ahli Saudi FC	2-0 (1-0) 2-1 (0-0)	Al Sadd SC Pakhtakor						

# GROUP STAGE RESULTS

Group E									
	P	W	D	L	F	A	GD	Pts	
SHANDONG LUNENG (CHN)	6	3	2	1	10	8	+2	11	
KASHIMA ANTLERS (JPN)	6	3	1	2	9	8	+1	10	
CYEONGNAM FC (KOR)	6	2	2	2	9	8	+1	8	
JOHOR DARUL TAZIM (MAS)	6	1	1	4	4	8	-4	4	
05/03/19	Kashima Antlers Cyeongnam FC		2-1 (1-0) 2-2 (0-1)		Johor Darul Ta'zim Shandong Luneng FC				
12/03/19	Shandong Luneng FC Johor Darul Ta'zim		2-2 (2-2) 1-1 (0-0)		Kashima Antlers Cyeongnam FC				
09/04/19	Cyeongnam FC Shandong Luneng FC		2-3 (0-0) 2-1 (2-0)		Kashima Antlers Johor Darul Ta'zim				
22/04/19	Kashima Antlers Johor Darul Ta'zim		0-1 (0-0) 0-1 (0-1)		Cyeongnam FC Shandong Luneng FC				
06/05/19	Shandong Luneng FC Johor Darul Ta'zim		2-1 (0-1) 1-0 (0-0)		Cyeongnam FC Kashima Antlers				
20/05/19	Cyeongnam FC Kashima Antlers		2-0 (0-0) 2-1 (0-1)		Johor Darul Ta'zim Shandong Luneng FC				

Group F									
	P	W	D	L	F	A	GD	Pts	
SANFRECCHE HIROSHIMA (JPN)	6	5	0	1	9	4	5	15	
GUANGZHOU EVERGRANDE FC (CHN)	6	3	1	2	9	5	4	10	
DAEGU FC (KOR)	6	3	0	3	10	6	4	9	
MELBOURNE VICTORY (AUS)	6	0	1	5	4	17	-13	1	
05/03/19	Melbourne Victory Guangzhou Evergrande FC		1-3 (1-1) 2-0 (2-0)		Daegu FC Sanfreccce Hiroshima				
12/03/19	Sanfreccce Hiroshima Daegu FC		2-1 (1-0) 3-1 (2-0)		Melbourne Victory Guangzhou Evergrande FC				
10/04/19	Sanfreccce Hiroshima Guangzhou Evergrande FC		2-0 (2-0) 4-0 (3-0)		Daegu FC Melbourne Victory				
23/04/19	Melbourne Victory Daegu FC		1-1 (1-1) 0-1 (0-1)		Guangzhou Evergrande FC Sanfreccce Hiroshima				
08/05/19	Sanfreccce Hiroshima Daegu FC		1-0 (1-0) 4-0 (1-0)		Guangzhou Evergrande FC Melbourne Victory				
22/05/19	Guangzhou Evergrande FC Melbourne Victory		1-0 (0-0) 1-3 (0-1)		Daegu FC Sanfreccce Hiroshima				

Group G									
	P	W	D	L	F	A	GD	Pts	
JEONBUK HYUNDAI MOTORS FC (KOR)	6	4	1	1	7	3	4	13	
URAWA RED DIAMONDS (JPN)	6	3	1	2	9	4	5	10	
BEDING FC (CHN)	6	2	1	3	6	8	-2	7	
BURIRAM UNITED (THA)	6	1	1	4	3	10	-7	4	
06/03/19	Jeonbuk Hyundai Motors FC Urawa Red Diamonds		3-1 (1-1) 3-0 (0-0)		Beijing FC Buriram United				
13/03/19	Buriram United Beijing FC		1-0 (0-0) 0-0 (0-0)		Jeonbuk Hyundai Motors FC Urawa Red Diamonds				
09/04/19	Buriram United Urawa Red Diamonds		1-3 (0-2) 0-1 (0-0)		Beijing FC Jeonbuk Hyundai Motors FC				
24/04/19	Jeonbuk Hyundai Motors FC Beijing FC		2-1 (1-0) 2-0 (0-0)		Urawa Red Diamonds Buriram United				
07/05/19	Buriram United Beijing FC		1-2 (1-2) 0-1 (0-1)		Urawa Red Diamonds Jeonbuk Hyundai Motors FC				
21/05/19	Urawa Red Diamonds Jeonbuk Hyundai Motors FC		3-0 (2-0) 0-0 (0-0)		Beijing FC Buriram United				

Group H									
	P	W	D	L	F	A	GD	Pts	
ULSAN HYUNDAI FC (KOR)	6	3	2	1	5	7	-2	11	
SHANGHAI SIPG FC (CHN)	6	2	3	1	13	8	5	9	
KAWASAKI FRONTALE (JPN)	6	2	2	2	9	6	3	8	
SYDNEY FC (AUS)	6	0	3	3	5	11	-6	3	
06/03/19	Shanghai SIPG FC Sydney FC		1-0 0-0		Kawasaki Frontale Ulsan Hyundai FC				
13/03/19	Ulsan Hyundai FC Kawasaki Frontale		1-0 1-0		Shanghai SIPG FC Sydney FC				
09/04/19	Sydney FC Ulsan Hyundai FC		3-3 1-0		Shanghai SIPG FC Kawasaki Frontale				
24/04/19	Kawasaki Frontale Shanghai SIPG FC		2-2 2-2		Ulsan Hyundai FC Sydney FC				
07/05/19	Ulsan Hyundai FC Kawasaki Frontale		1-0 2-2		Sydney FC Shanghai SIPG FC				
21/05/19	Shanghai SIPG FC Sydney FC		5-0 0-4		Ulsan Hyundai FC Kawasaki Frontale				



# PLAYOFF RESULTS

## West

### PLAYOFF ROUND

19/02/19	AL NASSR (KSA)	4-0	AGMK FC (UZB)
	AL RAYYAN SC (QAT)	3-1	SAIPA (IRN)
	AL GHARAFI (QAT)	2-3	ZOBAHAN FC (IRN)
	AL NASR (UAE)	1-2	PAKHTAKOR (UZB)

Al Nassr(KSA), Al Rayyan SC (QAT), Zobahan FC (IRN) and Pakhtakor (UZB) qualify for the Group Stage

## East

### PLAYOFF ROUND

19/02/19	SHANDONG LUNENG FC (CHN)	4-1	HANOI FC (VIE)
	SANFRECCIE HIROSHIMA (JPN)	0-0 (4-3 after Penalty shoot out)	CHIANGRAI UNITED (THA)
	KASHIMA ANTLERS (JPN)	4-1	NEWCASTLE JETS (AUS)
	ULSAN HYUNDAI FC (KOR)	5-1	PERAK (MAS)

Shandong Luneng FC (CHN), Sanfreccie Hiroshima (JPN), Kashima Antlers (JPN) and Ulsan Hyundai FC (KOR) qualify for the Group Stage



**2018**



CHAMPIONS

CHAMPIONS

AFC CHAMPIONS LEAGUE FINAL 2018

KASHIMA ANTLERS (JPN)

USD 4,000,000 /=  
US Dollar Four Million Only

CHAMPIONS

Official Sponsor of the AFC Champions League

2018 AFC CHAMPIONS LEAGUE FINAL

# 2018 AFC CHAMPIONS LEAGUE

Final			
First Leg		Kashima Soccer Stadium, Kashima	
03/11/18	<b>KASHIMA ANTLERS (JPN)</b> Leo Silva 58, Serginho 70	2-0	<b>PERSEPOLIS FC (IRN)</b>
Second Leg		Azadi Stadium, Tehran	
10/11/18	<b>PERSEPOLIS FC (IRN)</b>	0-0	<b>KASHIMA ANTLERS (JPN)</b>
<i>Kashima Antlers win 2-0 on aggregate</i>			
Semi-Finals			
02/10/18	<b>AL SADD SC (QAT)</b>	0-1	<b>PERSEPOLIS FC (IRN)</b>
23/10/18	<b>PERSEPOLIS FC (IRN)</b>	1-1	<b>AL SADD SC (QAT)</b>
<i>Persepolis FC win 2-1 on aggregate</i>			
03/10/18	<b>KASHIMA ANTLERS (JPN)</b>	3-2	<b>SUWON SAMSUNG BLUEWINGS (KOR)</b>
24/10/18	<b>SUWON SAMSUNG BLUEWINGS (KOR)</b>	3-3	<b>KASHIMA ANTLERS (JPN)</b>
<i>Kashima Antlers win 6-5 on aggregate</i>			
Quarter-Finals			
27/08/18	<b>ESTEGHLAL FC (IRN)</b>	1-3	<b>AL SADD SC (QAT)</b>
17/09/18	<b>AL SADD SC (QAT)</b>	2-2	<b>ESTEGHLAL FC (IRN)</b>
<i>Esteghlal FC win 5-3 on aggregate</i>			
28/08/18	<b>AL DUHAIL SC (QAT)</b>	1-0	<b>PERSEPOLIS FC (IRN)</b>
17/09/18	<b>PERSEPOLIS FC (IRN)</b>	3-1	<b>AL DUHAIL SC (QAT)</b>
<i>Persepolis FC win 3-2 on aggregate</i>			
28/08/18	<b>KASHIMA ANTLERS (JPN)</b>	2-0	<b>TIANJIN QUANJIAN FC (CHN)</b>
18/09/18	<b>TIANJIN QUANJIAN FC (CHN)</b>	0-3	<b>KASHIMA ANTLERS (JPN)</b>
<i>Kashima Antlers win 5-0 on aggregate</i>			
29/08/18	<b>JEONBUK HYUNDAI MOTORS FC (KOR)</b>	0-3	<b>SUWON SAMSUNG BLUEWINGS (KOR)</b>
19/09/18	<b>SUWON SAMSUNG BLUEWINGS (KOR)</b>	4-2	<b>JEONBUK HYUNDAI MOTORS FC (KOR)</b>
<i>Suwon Samsung Bluewings win 5-4 on aggregate</i>			
Round of 16			
07/05/18	<b>AL SADD SC (QAT)</b>	2-1	<b>AL AHLI SAUDI FC (KSA)</b>
14/05/18	<b>AL AHLI SAUDI FC (KSA)</b>	2-2	<b>AL SADD SC (QAT)</b>
<i>Al Sadd win 4-3 on aggregate</i>			
07/05/18	<b>AL JAZIRA FSC (UAE)</b>	3-2	<b>PERSEPOLIS FC (IRN)</b>
14/05/18	<b>PERSEPOLIS FC (IRN)</b>	2-1	<b>AL JAZIRA FSC (UAE)</b>
<i>Aggregate score: 4-4. Persepolis FC win on away goals</i>			
08/05/18	<b>ZOBAHAN FC (IRN)</b>	1-0	<b>ESTEGHLAL FC (IRN)</b>
15/05/18	<b>ESTEGHLAL FC (IRN)</b>	3-1	<b>ZOBAHAN FC (IRN)</b>
<i>Persepolis FC win 1-0 on aggregate</i>			
08/05/18	<b>AL AIN FC (UAE)</b>	2-4	<b>AL DUHAIL SC (QAT)</b>
15/05/18	<b>AL DUHAIL SC (QAT)</b>	4-1	<b>AL AIN FC (UAE)</b>
<i>Al Duhail SC win 8-3 on aggregate</i>			
08/05/18	<b>BURIRAM UNITED (THA)</b>	3-2	<b>JEONBUK HYUNDAI MOTORS FC (KOR)</b>
15/05/18	<b>JEONBUK HYUNDAI MOTORS FC (KOR)</b>	2-0	<b>BURIRAM UNITED (THA)</b>
<i>Al Hilal SFC win 4-2 on aggregate</i>			
08/05/18	<b>TIANJIN QUANJIAN FC (CHN)</b>	0-0	<b>GUANGZHOU EVERGRANDE FC (CHN)</b>
15/05/18	<b>GUANGZHOU EVERGRANDE FC (CHN)</b>	2-2	<b>TIANJIN QUANJIAN FC (CHN)</b>
<i>Aggregate score 2-2. Guangzhou Evergrande FC win on away goals</i>			
09/05/18	<b>KASHIMA ANTLERS (JPN)</b>	3-1	<b>SHANGHAI SIPG FC (CHN)</b>
16/05/18	<b>SHANGHAI SIPG FC (CHN)</b>	2-1	<b>KASHIMA ANTLERS (JPN)</b>
<i>After extra-time. FT: 2-0. Urawa Red Diamonds win on aggregate 3-2</i>			
09/05/18	<b>ULSAN HYUNDAI FC (KOR)</b>	1-0	<b>SUWON SAMSUNG BLUEWINGS (KOR)</b>
16/05/18	<b>SUWON SAMSUNG BLUEWINGS (KOR)</b>	3-0	<b>ULSAN HYUNDAI FC (KOR)</b>
<i>Suwon Samsung Bluewings win 3-1 on aggregate</i>			

# GROUP STAGE RESULTS

Group A									
	P	W	D	L	F	A	GD	Pts	
AL AHLI SAUDI FC (KSA)	6	4	2	0	9	4	5	14	
AL JAZIRA FSC (UAE) *	6	2	2	2	9	9	0	8	
AL GHARAFRA (QAT) *	6	2	2	2	12	9	3	8	
TRACTORSAZI TABRIZ (IRN)	6	0	2	4	2	10	-8	2	
12/02/18	Al Jazira FSC Tractorsazi Tabriz		3-2 0-1		Al Gharafa Al Ahli Saudi FC				
19/02/18	Al Gharafa Al Ahli Saudi FC		3-0 2-1		Tractorsazi Tabriz Al Jazira FSC				
05/03/18	Al Gharafa Al Jazira FSC		1-1 0-0		Al Ahli Saudi FC Tractorsazi Tabriz				
13/03/18	Tractorsazi Tabriz Al Ahli Saudi FC		1-1 1-1		Al Jazira FSC Al Gharafa				
03/04/18	Al Gharafa Al Ahli Saudi FC		2-3 2-0		Al Jazira FSC Tractorsazi Tabriz				
17/04/18	Al Jazira FSC Tractorsazi Tabriz		1-2 1-3		Al Ahli Saudi FC Al Gharafa				

\* The standing table is based on points, goal-difference and number of goals of the teams tied

Group B									
	P	W	D	L	F	A	GD	Pts	
AL DUHAIL SC (QAT)	6	6	0	0	13	6	7	18	
ZOBAHAN FC (IRN) *	6	2	1	3	6	8	-2	7	
PFC LOKOMOTIV (UZB) *	6	2	1	3	13	9	4	7	
AL WAHDA FSCC (UAE)	6	1	0	5	6	15	-9	3	
12/02/18	PFC Lokomotiv Al Duhail SC		5-0 3-1		Al Wahda FSCC Zobahan FC				
19/02/18	Zobahan FC Al Wahda FSCC		2-0 2-3		PFC Lokomotiv Al Duhail SC				
05/03/18	Zobahan FC Al Duhail SC		2-0 3-2		Al Wahda FSCC PFC Lokomotiv				
13/03/18	PFC Lokomotiv Al Wahda FSCC		1-2 3-0		Al Duhail SC Zobahan FC				
03/04/18	Zobahan FC Al Wahda FSCC		0-1 1-4		Al Duhail SC PFC Lokomotiv				
17/04/18	Al Duhail SC PFC Lokomotiv		1-0 1-1		Al Wahda FSCC Zobahan FC				

\* The standing table is based on points, goal-difference and number of goals of the teams tied

Group C									
	P	W	D	L	F	A	GD	Pts	
PERSEPOLIS FC (IRN)	6	4	1	1	8	3	5	13	
AL SADD SC (QAT)	6	4	0	2	11	5	6	12	
FC NASAF (UZB)	6	3	1	2	4	8	-4	10	
AL WASL FC (UAE)	6	0	0	6	3	10	-7	0	
13/02/18	Persepolis FC Al Wasl FC		3-0 1-2		FC Nasaf Al Sadd SC				
20/02/18	Fc Nasaf Al Sadd SC		1-0 3-1		Al Wasl FC Persepolis FC				
05/03/18	Persepolis FC Fc Nasaf		2-0 1-0		Al Wasl FC Al Sadd SC				
13/03/18	Al Sadd SC Al Wasl FC		4-0 0-1		FC Nasaf Persepolis FC				
02/04/18	Al Sadd SC Fc Nasaf		2-1 0-0		Al Wasl FC Persepolis FC				
16/04/18	Al Wasl FC Persepolis FC		1-2 1-0		FC Nasaf Al Sadd SC				

Group D									
	P	W	D	L	F	A	GD	Pts	
ESTEGHLAL FC (IRN)	6	3	3	0	9	5	4	12	
AL AIN FC (UAE)	6	2	4	0	10	6	4	10	
AL RAYYAN SC (QAT)	6	1	3	2	7	11	-4	6	
AL HILAL SFC (KSA)	6	0	2	4	3	7	-4	2	
13/02/18	Al Rayyan SC Al Hilal SFC		2-2 0-0		Esteghlal FC Al Ain FC				
20/02/18	Al Ain FC Esteghlal FC		1-1 1-0		Al Rayyan SC Al Hilal SFC				
06/03/18	Al Ain FC Al Hilal SFC		2-2 1-1		Esteghlal FC Al Rayyan SC				
12/03/18	Al Rayyan SC Esteghlal FC		2-1 1-1		Al Hilal SFC Al Ain FC				
02/04/18	Al Ain FC Esteghlal FC		2-1 2-0		Al Hilal SFC Al Rayyan SC				
16/04/18	Al Rayyan SC Al Hilal SFC		1-4 0-1		Al Ain FC Esteghlal FC				



# GROUP STAGE RESULTS

Group E									
	P	W	D	L	F	A	GD	Pts	
JEONBUK HYUNDAI MOTORS FC (KOR)	6	5	0	1	22	9	13	15	
TIANJIN QUANJIAN FC (CHN)	6	4	1	1	15	11	4	13	
KASHIWA REYSOL (JPN)	6	1	1	4	6	10	-4	4	
KITCHEE SC (HKG)	6	1	0	5	1	14	-13	3	
13/02/18	Jeonbuk Hyundai Motors FC Tianjin Qianjian FC	3-2 3-0	Kashiwa Reysol Kitchee SC						
20/02/18	Kashiwa Reysol Kitchee SC	1-1 0-6	Tianjin Qianjian FC Jeonbuk Hyundai Motors FC						
06/03/18	Jeonbuk Hyundai Motors FC Kashiwa Reysol	6-3 1-0	Tianjin Qianjian FC Kitchee SC						
14/03/18	Tianjin Qianjian FC Kitchee SC	4-2 1-0	Jeonbuk Hyundai Motors FC Kashiwa Reysol						
04/04/18	Kashiwa Reysol Kitchee SC	0-2 0-1	Jeonbuk Hyundai Motors FC Tianjin Qianjian FC						
18/04/18	Tianjin Qianjian FC Jeonbuk Hyundai Motors FC	3-2 3-0	Kashiwa Reysol Kitchee SC						

Group F									
	P	W	D	L	F	A	GD	Pts	
SHANGHAI SIPG FC (CHN)	6	3	2	1	10	6	4	11	
ULSAN HYUNDAI FC (KOR)	6	2	3	1	15	11	4	9	
MELBOURNE VICTORY (AUS)	6	2	2	2	11	16	-5	8	
KAWASAKI FRONTALE (JPN)	6	0	3	3	6	9	-3	3	
13/02/18	Kawasaki Frontale Melbourne Victory	0-1 3-3	Shanghai SIPG FC Ulsan Hyundai FC						
20/02/18	Ulsan Hyundai FC Shanghai SIPG FC	2-1 4-1	Kawasaki Frontale Melbourne Victory						
07/03/18	Kawasaki Frontale Shanghai SIPG FC	2-2 2-2	Melbourne Victory Ulsan Hyundai FC						
13/03/18	Ulsan Hyundai FC Melbourne Victory	0-1 1-0	Shanghai SIPG FC Kawasaki Frontale						
04/04/18	Ulsan Hyundai FC Shanghai SIPG FC	6-2 1-1	Melbourne Victory Kawasaki Frontale						
18/04/18	Kawasaki Frontale Melbourne Victory	2-2 2-1	Ulsan Hyundai FC Shanghai SIPG FC						

Group G									
	P	W	D	L	F	A	GD	Pts	
GUANGZHOU EVERGRANDE FC (CHN)	6	3	3	0	12	6	6	12	
BURIRAM UNITED (THA)	6	2	3	1	7	6	1	9	
CEREZO OSAKA (JPN)	6	2	2	2	6	8	-2	8	
JEJU UNITED FC (KOR)	6	1	0	5	6	11	-5	3	
14/02/18	Guangzhou Evergrande FC Jeju United FC	1-1 0-1	Buriram United Cerezo Osaka						
21/02/18	Buriram United Cerezo Osaka	0-2 0-0	Jeju United FC Guangzhou Evergrande FC						
06/03/18	Buriram United Guangzhou Evergrande FC	2-0 5-3	Cerezo Osaka Jeju United FC						
14/03/18	Jeju United FC Cerezo Osaka	0-2 2-2	Guangzhou Evergrande FC Buriram United						
03/04/18	Buriram United Cerezo Osaka	1-1 2-1	Guangzhou Evergrande FC Jeju United FC						
17/04/18	Guangzhou Evergrande FC Jeju United FC	3-1 0-1	Cerezo Osaka Buriram United						

Group H									
	P	W	D	L	F	A	GD	Pts	
SUWON SAMSUNG BLUEWINGS (KOR)	6	3	1	2	8	7	1	10	
KASHIMA ANTLERS (JPN)	6	2	3	1	8	6	2	9	
SYDNEY FC (AUS)	6	1	3	2	7	8	-1	6	
SHANGHAI SHENHUA FC (CHN)	6	0	5	1	6	8	-2	5	
14/02/18	Kashima Antlers Sydney FC	1-1 0-2	Shanghai Shenhua FC Suwon Samsung Bluewings						
21/02/18	Suwon Samsung Bluewings Shanghai Shenhua FC	1-2 2-2	Kashima Antlers Sydney FC						
07/03/18	Suwon Samsung Bluewings Sydney FC	1-1 0-2	Shanghai Shenhua FC Kashima Antlers						
13/03/18	Kashima Antlers Shanghai Shenhua FC	1-1 0-2	Sydney FC Suwon Samsung Bluewings						
03/04/18	Suwon Samsung Bluewings Shanghai Shenhua FC	1-4 2-2	Sydney FC Kashima Antlers						
17/04/18	Kashima Antlers Sydney FC	0-1 0-0	Suwon Samsung Bluewings Shanghai Shenhua FC						



# PLAYOFF RESULTS

## West

### PLAYOFF ROUND

30/01/18	AL AIN FC (UAE)	2-0	MALKIYA (BAH)
	ZOB AHAN (IRN)	3-1	AIZAWL (IND)
	AL GHARAFRA (QAT)	2-1	PAKHTAKOR (UZB)
	NASAF QARSHI (UZB)	5-1	AL FAISALY (JOR)

Al Ain FC (UAE), Zob Ahan (IRN), Al Gharafa (QAT) and Nasaf Qarshi (UZB) qualify for the Group Stage

## East

### PRELIMINARY STAGE 1

16/01/18	BALI UNITED (IDN)	3-1	TAMPINES ROVERS (SIN)
	SHAN UNITED (MYR)	1-1	CERES NEGROS FC (PHI)

*After extra-time. FT: 0-0. Ceres Negros FC advance 4-3 on penalties*

### PRELIMINARY STAGE 2

23/01/18	EASTERN (HKG)	2-4	FLC THANH HOA (VIE)
	MUANGTHONG UNITED (THA)	5-2	JOHOR DARUL TAZ'IM (MAS)
	CHIANGRAI UNITED (THA)	2-1	BALI UNITED (IDN)

*After extra-time. FT: 0-0.*

	BRISBANE ROAR (AUS)	1-2	CERES NEGROS FC (PHI)
--	---------------------	-----	-----------------------

### PLAYOFF ROUND

30/01/18	SUWON SAMSUNG BLUEWINGS (KOR)	5-1	FLC THANH HOA (VIE)
	KASHIWA REYSOL (JPN)	3-0	MUANGTHONG UNITED (THA)
	SHANGHAI SIPG (CHN)	1-0	CHIANGRAI UNITED (THA)
	TIANJIN QUANJIAN (CHN)	2-0	CERES NEGROS FC (PHI)

Suwon Samsung Bluewings (KOR), Kashiwa Reysol (JPN), Shanghai Shenhua (CHN) and Tianjin Quanjian (CHN) qualify for the Group Stage



**2017**



アジア王者

CHAMPIONS  
AFC CHAMPIONS LEAGUE 2017  
URAWA REDS

AFC CHAMPIONS LEAGUE 2017 CHAMPIONS

# 2017 AFC CHAMPIONS LEAGUE

Final			
First Leg		King Fahd International Stadium, Riyadh	
18/11/17	<b>AL HILAL SFC (KSA)</b> Omar Khribin 37'	1-1	<b>URAWA RED DIAMONDS (JPN)</b> Rafael Silva 7'
Second Leg		Saitama Stadium 2002, Saitama	
25/11/17	<b>URAWA RED DIAMONDS (JPN)</b> Rafael Silva 88'	1-0	<b>AL HILAL SFC (KSA)</b>
<i>Urawa Red Diamonds win 2-1 on aggregate</i>			
Semi-Finals			
26/09/17	<b>AL HILAL SFC (KSA)</b>	4-0	<b>PERSEPOLIS FC (IRN)</b>
17/10/17	<b>PERSEPOLIS FC (IRN)</b>	2-2	<b>AL HILAL SFC (KSA)</b>
<i>Al Hilal SFC win 6-2 on aggregate</i>			
27/09/17	<b>SHANGHAI SIPG FC (CHN)</b>	1-1	<b>URAWA RED DIAMONDS (JPN)</b>
18/10/17	<b>URAWA RED DIAMONDS (JPN)</b>	1-0	<b>SHANGHAI SIPG FC (CHN)</b>
<i>Urawa Red Diamonds win 2-1 on aggregate</i>			
Quarter-Finals			
21/08/17	<b>AL AIN FC (UAE)</b>	0-0	<b>AL HILAL SFC (KSA)</b>
11/09/17	<b>AL HILAL SFC (KSA)</b>	3-0	<b>AL AIN FC (UAE)</b>
<i>Al Hilal SFC win 3-0 on aggregate</i>			
22/08/17	<b>PERSEPOLIS FC (IRN)</b>	2-2	<b>AL AHLI SAUDI FC (KSA)</b>
12/09/17	<b>AL AHLI SAUDI FC (KSA)</b>	1-3	<b>PERSEPOLIS FC (IRN)</b>
<i>Persepolis FC win 5-3 on aggregate</i>			
22/08/17	<b>SHANGHAI SIPG FC (CHN)</b>	4-0	<b>GUANGZHOU EVERGRANDE FC (CHN)</b>
12/09/17	<b>GUANGZHOU EVERGRANDE FC (CHN)</b>	5-1	<b>SHANGHAI SIPG FC (CHN)</b>
<i>After extra-time, FT: 4-0. Aggregate 5-5. Shanghai SIPG win 5-4 on penalties</i>			
22/08/17	<b>KAWASAKI FRONTALE (JPN)</b>	3-1	<b>URAWA RED DIAMONDS (JPN)</b>
12/09/17	<b>URAWA RED DIAMONDS (JPN)</b>	4-1	<b>KAWASAKI FRONTALE (JPN)</b>
<i>Urawa Red Diamonds win 5-4 on aggregate</i>			
Round of 16			
22/05/17	<b>ESTEGHLAL FC (IRN)</b>	1-0	<b>AL AIN FC (UAE)</b>
29/05/17	<b>AL AIN FC (UAE)</b>	6-1	<b>ESTEGHLAL FC (IRN)</b>
<i>Al Ain FC win 6-2 on aggregate</i>			
22/05/17	<b>AL AHLI SAUDI FC (KSA)</b>	1-1	<b>AL AHLI FC (UAE)</b>
29/05/17	<b>AL AHLI FC (UAE)</b>	1-3	<b>AL AHLI SAUDI FC (KSA)</b>
<i>Al Ahli Saudi FC win 4-2 on aggregate</i>			
23/05/17	<b>PERSEPOLIS FC (IRN)</b>	0-0	<b>LEKHWIYA SC (QAT)</b>
30/05/17	<b>LEKHWIYA SC (QAT)</b>	0-1	<b>PERSEPOLIS FC (IRN)</b>
<i>Persepolis FC win 1-0 on aggregate</i>			
23/05/17	<b>MUANGTHONG UNITED (THA)</b>	1-3	<b>KAWASAKI FRONTALE (JPN)</b>
30/05/17	<b>KAWASAKI FRONTALE (JPN)</b>	4-1	<b>MUANGTHONG UNITED (THA)</b>
<i>Kawasaki Frontale win 7-2 on aggregate</i>			
23/05/17	<b>ESTEGHLAL KHOUZESTAN FC (IRN)</b>	1-2	<b>AL HILAL SFC (KSA)</b>
30/05/17	<b>AL HILAL SFC (KSA)</b>	2-1	<b>ESTEGHLAL KHOUZESTAN FC (IRN)</b>
<i>Al Hilal SFC win 4-2 on aggregate</i>			
23/05/17	<b>GUANGZHOU EVERGRANDE FC (CHN)</b>	1-0	<b>KASHIMA ANTLERS (JPN)</b>
30/05/17	<b>KASHIMA ANTLERS (JPN)</b>	2-1	<b>GUANGZHOU EVERGRANDE FC (CHN)</b>
<i>Aggregate score 2-2. Guangzhou Evergrande FC win on away goals</i>			
24/05/17	<b>JEJU UNITED FC (KOR)</b>	2-0	<b>URAWA RED DIAMONDS (JPN)</b>
31/05/17	<b>URAWA RED DIAMONDS (JPN)</b>	3-0	<b>JEJU UNITED FC (KOR)</b>
<i>After extra-time, FT: 2-0. Urawa Red Diamonds win on aggregate 3-2</i>			
24/05/17	<b>SHANGHAI SIPG FC (CHN)</b>	2-1	<b>JIANGSU FC (CHN)</b>
31/05/17	<b>JIANGSU FC (CHN)</b>	2-3	<b>SHANGHAI SIPG FC (CHN)</b>
<i>Shanghai SIPG win 5-3 on aggregate</i>			

# GROUP STAGE RESULTS

Group A							
	P	W	D	L	F	A	Pts
AL AHLI FC (UAE) *	6	3	2	1	10	5	11
ESTEGHLAL FC (IRN) *	6	3	2	1	10	5	11
AL TAAWOUN FC (KSA) *	6	1	2	3	7	12	5
PFC LOKOMOTIV (UZB) *	6	1	2	3	7	12	5
20/02/17	Al Taawoun FC Al Ahli FC	1-0 2-1	Pfc Lokomotiv Esteghlal FC				
27/02/17	Pfc Lokomotiv Esteghlal FC	2-0 3-0	Al Taawoun FC Pfc Lokomotiv				
13/03/17	Esteghlal FC Al Ahli FC	2-0 0-0	Pfc Lokomotiv Al Taawoun FC				
11/04/17	Pfc Lokomotiv Al Taawoun FC	1-1 1-3	Esteghlal FC Al Ahli FC				
25/04/17	Pfc Lokomotiv Esteghlal FC	4-4 1-1	Al Taawoun FC Al Ahli FC				
09/05/17	Al Taawoun FC Al Ahli FC	1-2 4-0	Esteghlal FC Pfc Lokomotiv				

\* The standing table is based on points, goal-difference and number of goals of the teams tied

Group B							
	P	W	D	L	F	A	Pts
LEKHWIYA SC (QAT)	6	4	2	0	15	6	14
ESTEGHLAL KHOUZESTAN FC (IRN)	6	2	3	1	6	5	9
AL FATEH FC (KSA)	6	1	3	2	7	9	6
AL JAZIRA (UAE)	6	0	2	4	3	11	2
20/02/17	Esteghlal Khouzeestan FC Lekhwiya SC	1-0 3-0	Al Fateh FC Al Jazira				
27/02/17	Al Fateh FC Al Jazira	2-2 0-1	Lekhwiya SC Esteghlal Khouzeestan FC				
13/03/17	Esteghlal Khouzeestan FC Al Fateh FC	1-1 3-1	Lekhwiya SC Al Jazira				
11/04/17	Lekhwiya SC Al Jazira	2-1 0-0	Esteghlal Khouzeestan FC Al Fateh FC				
25/04/17	Al Fateh FC Al Jazira	1-1 1-3	Esteghlal Khouzeestan FC Lekhwiya SC				
09/05/17	Lekhwiya SC Esteghlal Khouzeestan FC	4-1 1-1	Al Fateh FC Al Jazira				

Group C							
	P	W	D	L	F	A	Pts
AL AIN FC (UAE)	6	3	3	0	14	7	12
AL AHLI SAUDI FC (KSA)	6	3	2	1	10	7	11
ZOBAHAN FC (IRN)	6	2	1	3	6	9	7
FC BUNYODKOR (UZB)	6	1	0	5	5	12	3
21/02/17	Al Ain FC Al Ahli Saudi FC	1-1 2-0	Zobahan FC Fc Bunyodkor				
28/02/17	Fc Bunyodkor Zobahan FC	2-3 1-2	Al Ain FC Al Ahli Saudi FC				
13/03/17	Fc Bunyodkor Al Ahli Saudi FC	0-2 2-2	Zobahan FC Al Ain FC				
11/04/17	Al Ain FC Zobahan FC	2-2 2-1	Al Ahli Saudi FC Fc Bunyodkor				
24/04/17	Fc Bunyodkor Zobahan FC	2-0 0-3	Al Ahli Saudi FC Al Ain FC				
08/05/17	Al Ahli Saudi FC Al Ain FC	2-0 3-0	Zobahan FC Fc Bunyodkor				

Group D							
	P	W	D	L	F	A	Pts
AL HILAL SFC (KSA)	6	3	3	0	10	7	12
PERSEPOLIS FC (IRN)	6	2	3	1	9	8	9
AL RAYYAN SC (QAT)	6	2	1	3	10	13	7
AL WAHDA (UAE)	6	1	1	4	12	13	4
21/02/17	Al Rayyan SC Persepolis FC	2-1 1-1	Al Wahda Al Hilal SFC				
28/02/17	Al Wahda Al Hilal SFC	2-3 2-1	Persepolis FC Al Rayyan SC				
13/03/17	Al Rayyan SC Al Wahda	3-1 2-2	Persepolis FC Al Hilal SFC				
11/04/17	Persepolis FC Al Hilal SFC	0-0 1-0	Al Rayyan SC Al Wahda				
24/04/17	Al Hilal SFC Al Wahda	0-0 5-1	Persepolis FC Al Rayyan SC				
08/05/17	Al Rayyan SC Persepolis FC	3-4 4-2	Al Hilal SFC Al Wahda				

# GROUP STAGE RESULTS

Group E							
	P	W	D	L	F	A	Pts
KASHIMA ANTLERS (JPN)	6	4	0	2	13	5	12
MUANGTHONG UNITED (THA)	6	3	2	1	7	3	11
Ulsan Hyundai FC (KOR)	6	2	1	3	9	9	7
BRISBANE ROAR (AUS)	6	1	1	4	4	16	4
21/02/17	Kashima Antlers Brisbane Roar	2-0 0-0	Ulsan Hyundai FC Muangthong United				
28/02/17	Ulsan Hyundai FC Muangthong United	6-0 2-1	Brisbane Roar Kashima Antlers				
14/03/17	Kashima Antlers Ulsan Hyundai FC	3-0 0-0	Brisbane Roar Muangthong United				
12/04/17	Brisbane Roar Muangthong United	2-1 1-0	Kashima Antlers Ulsan Hyundai FC				
26/04/17	Ulsan Hyundai FC Muangthong United	0-4 3-0	Kashima Antlers Brisbane Roar				
10/05/17	Kashima Antlers Brisbane Roar	2-1 2-3	Muangthong United Ulsan Hyundai FC				

Group F							
	P	W	D	L	F	A	Pts
URAWA RED DIAMONDS (JPN)	6	4	0	2	18	7	12
SHANGHAI SIPG FC (CHN)	6	4	0	2	15	9	12
FC SEOUL (KOR)	6	2	0	4	10	15	6
WESTERN SYDNEY WANDERERS (AUS)	6	2	0	4	10	22	6
21/02/17	Western Sydney FC Seoul	0-4 0-1	Urawa Red Diamonds Shanghai Sippg FC				
28/02/17	Shanghai Sippg FC Urawa Red Diamonds	5-1 5-2	Western Sydney FC Seoul				
14/03/17	Shanghai Sippg FC FC Seoul	3-2 2-3	Urawa Red Diamonds Western Sydney				
12/04/17	Urawa Red Diamonds Western Sydney	1-0 2-3	Shanghai Sippg FC FC Seoul				
26/04/17	Shanghai Sippg FC Urawa Red Diamonds	4-2 6-1	FC Seoul Western Sydney				
10/05/17	FC Seoul Western Sydney	1-0 3-2	Urawa Red Diamonds Shanghai Sippg FC				

Group G							
	P	W	D	L	F	A	Pts
GUANGZHOU EVERGRANDE FC (CHN)	6	2	4	0	18	5	10
KAWASAKI FRONTALE (JPN)	6	2	4	0	8	3	10
SUWON SAMSUNG BLUEWINGS (KOR)	6	2	3	1	11	6	9
EASTERN SC (HKG)	6	0	1	5	1	24	1
22/02/17	Kawasaki Frontale Guangzhou Evergrande FC	1-1 7-0	Suwon Samsung Bluewings Eastern SC				
01/03/17	Suwon Samsung Bluewings Eastern SC	2-2 1-1	Guangzhou Evergrande FC Kawasaki Frontale				
14/03/17	Eastern SC Guangzhou Evergrande FC	0-1 1-1	Suwon Samsung Bluewings Kawasaki Frontale				
12/04/17	Suwon Samsung Bluewings Kawasaki Frontale	5-0 0-0	Eastern SC Guangzhou Evergrande FC				
25/04/17	Suwon Samsung Bluewings Eastern SC	0-1 0-6	Kawasaki Frontale Guangzhou Evergrande FC				
09/05/17	Guangzhou Evergrande FC Kawasaki Frontale	2-2 4-0	Suwon Samsung Bluewings Eastern SC				

Group H							
	P	W	D	L	F	A	Pts
JIANGSU FC (CHN)	6	5	0	1	9	3	15
JEJU UNITED FC (KOR)	6	3	1	2	12	9	10
ADELAIDE UNITED (AUS)	6	1	2	3	10	13	5
GAMBA OSAKA (JPN)	6	1	1	4	7	13	4
22/02/17	Adelaide United Jeju United FC	0-3 0-1	Gamba Osaka Jiangsu FC				
01/03/17	Gamba Osaka Jiangsu FC	1-4 2-1	Jeju United FC Adelaide United				
15/03/17	Gamba Osaka Adelaide United	0-1 3-3	Jiangsu FC Jeju United FC				
11/04/17	Jiangsu FC Jeju United FC	3-0 1-3	Gamba Osaka Adelaide United				
25/04/17	Gamba Osaka Jiangsu FC	3-3 1-2	Adelaide United Jeju United FC				
09/05/17	Jeju United FC Adelaide United	2-0 0-1	Gamba Osaka Jiangsu FC				



# PLAYOFF RESULTS

West			
PLAYOFF STAGE			
31/01/17	FC NASAF (UZB)	4-0	AL HIDD CLUB (BHR)
31/01/17	AL WEHDAT (JOR)	2-1	JSW BENGALURU FC (IND)
FC Nasaf (UZB) and Al Wehdatt (JOR) qualify for Group Stage.			
PLAYOFF ROUND			
07/02/17	AL FATEH FC (KSA)	1-0	FC NASAF (UZB)
	EL JAISH SC (QAT)	0-0	FC BUNYODKOR (UZB)
After extra-time. FT: 0-0. FC Bunyodkor advance 3-1 on penalties.			
	ESTEGHLAL FC (IRN)	0-0	AL SADD SC (QAT)
After extra-time. FT: 1-1. Esteghlal FC advance 4-3 on penalties.			
	AL WAHDA (UAE)	3-0	AL WEHDAT (JOR)
Al Fateh FC, FC Bunyodkor, Esteghlal FC and Al Wahda qualify for Group Stage.			
East			
PRELIMINARY STAGE 1			
24/01/17	GLOBAL FC (PHI)	2-0	TAMPINES ROVERS FC (SIN)
PRELIMINARY STAGE 2			
25/01/17	KITCHEE SC (HKG)	3-2	HANOI FC (VIE)
After extra-time. FT: 1-1.			
31/01/17	BANGKOK UNITED (THA)	1-1	JOHOR DARUL TA'ZIM (MAS)
After extra-time. FT: 0-0. Johor Darul Ta'zim advance 4-5 on penalties.			
	SUKHOTHAI FC (THA)	5-0	YADANARBON FC (MYA)
	BRISBANE ROAR (AUS)	6-0	GLOBAL FC (PHI)
PLAYOFF ROUND			
07/02/17	GAMBA OSAKA (JPN)	3-0	JOHOR DARUL TA'ZIM (MAS)
	ULSAN HYUNDAI FC (KOR)	1-1	KITCHEE SC (HKG)
After extra-time. FT: 1-1 Ulsan Hyundai FC advance 4-3 on penalties.			
	SHANGHAI SIPG FC (CHN)	3-0	SUKHOTHAI FC (THA)
08/02/17	SHANGHAI SHENHUA FC (CHN)	0-2	BRISBANE ROAR (AUS)
Gamba Osaka (JPN), Ulsan Hyundai FC (KOR), Shanghai SIPG (CHN) and Brisbane Roar qualify for Group Stage.			



**2016**



MAD GREEN BOY

AFC CHAMPIONS LEAGUE 2016

Jeonju HYUNDAI

leonardo 10

HYUNDAI



# 2016 AFC CHAMPIONS LEAGUE

Final			
First Leg		Jeonju World Cup Stadium, Jeonju	
19/11/16	<b>Jeonbuk Hyundai Motors (KOR)</b> (Leonardo 70, 77)	2-1	<b>Al Ain FC (UAE)</b> (Danilo Asprilla 63)
Second Leg		Hazza Bin Zayed Stadium, Al Ain FC	
26/11/16	<b>Al Ain FC (UAE)</b> (Lee Myung-joo 34)	1-1	<b>Jeonbuk Hyundai Motors (KOR)</b> (Han Kyo-won 30)
<i>Jeonbuk Hyundai Motors win 3-2 on aggregate</i>			
Semi-Finals			
27/09/16	<b>Al Ain FC (UAE)</b>	3-1	<b>El Jaish (QAT)</b>
18/10/16	<b>El Jaish (QAT)</b>	2-2	<b>Al Ain FC (UAE)</b>
<i>Al Ain FC win 5-3 on aggregate</i>			
28/09/16	<b>Jeonbuk Hyundai Motors (KOR)</b>	4-1	<b>FC Seoul (KOR)</b>
19/10/16	<b>FC Seoul (KOR)</b>	2-1	<b>Jeonbuk Hyundai Motors (KOR)</b>
<i>Jeonbuk Hyundai Motors win 5-3 on aggregate</i>			
Quarter-Finals			
23/08/16	<b>Al Ain FC (UAE)</b>	0-0	<b>Lokomotiv (UZB)</b>
13/09/16	<b>Lokomotiv (UZB)</b>	0-1	<b>Al Ain FC (UAE)</b>
<i>Al Ain FC win 1-0 on aggregate</i>			
23/08/16	<b>Shanghai SIPG (CHN)</b>	0-0	<b>Jeonbuk Hyundai Motors (KOR)</b>
14/09/16	<b>Jeonbuk Hyundai Motors (KOR)</b>	5-0	<b>Shanghai SIPG (CHN)</b>
<i>Jeonbuk Hyundai Motors win 5-0 on aggregate</i>			
24/08/16	<b>El Jaish (QAT)</b>	3-0	<b>Al Nasr (UAE)</b>
<i>Match awarded to El Jaish as Al Nasr fielded an ineligible player</i>			
14/09/16	<b>Al Nasr (UAE)</b>	0-1	<b>El Jaish (QAT)</b>
<i>El Jaish win 4-0 on aggregate</i>			
24/08/16	<b>FC Seoul (KOR)</b>	3-1	<b>Shandong Luneng FC (CHN)</b>
14/09/16	<b>Shandong Luneng FC (CHN)</b>	1-1	<b>FC Seoul (KOR)</b>
<i>FC Seoul win 4-2 on aggregate</i>			
Round of 16			
17/05/16	<b>Al Hilal (KSA)</b>	0-0	<b>Lokomotiv (UZB)</b>
24/05/16	<b>Lokomotiv (UZB)</b>	2-1	<b>Al Hilal (KSA)</b>
<i>Lokomotiv win 2-1 on aggregate</i>			
17/05/16	<b>Al Nasr (UAE)</b>	4-1	<b>Tractorsazi Tabriz (IRN)</b>
24/05/16	<b>Tractorsazi Tabriz (IRN)</b>	3-1	<b>Al Nasr (UAE)</b>
<i>Al Nasr win 5-4 on aggregate</i>			
17/05/16	<b>Melbourne Victory (AUS)</b>	1-1	<b>Jeonbuk Hyundai Motors (KOR)</b>
24/05/16	<b>Jeonbuk Hyundai Motors (KOR)</b>	2-1	<b>Melbourne Victory (AUS)</b>
<i>Jeonbuk Hyundai Motors win 3-2 on aggregate</i>			
17/05/16	<b>FC Tokyo (JPN)</b>	2-1	<b>Shanghai SIPG (CHN)</b>
24/05/16	<b>Shanghai SIPG (CHN)</b>	1-0	<b>FC Tokyo (JPN)</b>
<i>Aggregate score 2-2. Shanghai SIPG win on away goals</i>			
17/05/16	<b>Lekhwiya (QAT)</b>	0-4	<b>El Jaish (QAT)</b>
25/05/16	<b>El Jaish (QAT)</b>	2-4	<b>Lekhwiya (QAT)</b>
<i>El Jaish win 6-4 on aggregate</i>			
18/05/16	<b>Al Ain FC (UAE)</b>	0-0	<b>Zobahan FC (IRN)</b>
25/05/16	<b>Zobahan FC (IRN)</b>	0-2	<b>Al Ain FC (UAE)</b>
<i>Al Ain FC win 2-0 on aggregate</i>			
18/05/16	<b>Urawa Red Diamonds (JPN)</b>	2-1	<b>FC Seoul (KOR)</b>
25/05/16	<b>FC Seoul (KOR)</b>	3-2	<b>Urawa Red Diamonds (JPN)</b>
<i>After extra-time. FT: 2-1. Aggregate 4-4. FC Seoul win 7-6 on penalties</i>			
18/05/16	<b>Shandong Luneng FC (CHN)</b>	1-1	<b>Sydney FC (AUS)</b>
25/05/16	<b>Sydney FC (AUS)</b>	2-2	<b>Shandong Luneng FC (CHN)</b>
<i>Aggregate score 3-3. Shandong Luneng FC win on away goals</i>			



# GROUP STAGE RESULTS

Group A							
	P	W	D	L	F	A	Pts
Lokomotiv (UZB)	6	2	4	0	6	3	10
Al Nasr (UAE)	6	2	3	1	5	4	9
Al Ittihad (KSA)	6	2	3	1	9	4	9
Sepahan (IRN)	6	1	0	5	2	11	3
23/02/16	Sepahan Lokomotiv		2-0 1-1	Al Nasr Al Ittihad			
01/03/16	Al Ittihad Al Nasr		1-1 2-0	Lokomotiv Sepahan			
15/03/16	Al Ittihad Sepahan		1-2 0-2	Al Nasr Lokomotiv			
06/04/16	Al Nasr Lokomotiv		0-0 1-0	Al Ittihad Sepahan			
20/04/16	Al Ittihad Al Nasr		4-0 1-1	Sepahan Lokomotiv			
04/05/16	Sepahan Lokomotiv		0-2 0-0	Al Ittihad Al Nasr			
Al Nasr finished ahead of Al Ittihad due to better record in head-to-head matches.							

Group B							
	P	W	D	L	F	A	Pts
Zobahan FC (IRN)	6	4	2	0	12	2	14
Lekhwiya (QAT)	6	2	3	1	7	2	9
Al Nasr (KSA)	6	1	2	3	5	14	5
Bunyodkor (UZB)	6	0	3	3	5	11	3
23/02/16	Al Nasr Lekhwiya		3-3 0-1	Bunyodkor Zobahan FC			
01/03/16	Bunyodkor Zobahan FC		0-1 0-0	Lekhwiya Al Nasr			
16/03/16	Bunyodkor Al Nasr		0-0 1-1	Zobahan FC Lekhwiya			
05/04/16	Zobahan FC Lekhwiya		5-2 4-0	Bunyodkor Al Nasr			
20/04/16	Bunyodkor Zobahan FC		0-2 3-0	Lekhwiya Al Nasr			
04/05/16	Al Nasr Lekhwiya		0-3 0-0	Zobahan FC Bunyodkor			

Group C							
	P	W	D	L	F	A	Pts
Tractorsazi Tabriz (IRN)	6	4	0	2	10	3	12
Al Hilal (KSA)	6	3	2	1	10	7	11
Pakhtakor (UZB)	6	3	1	2	10	9	10
Al Jazira (UAE)	6	0	1	5	2	13	1
24/02/16	Pakhtakor Tractorsazi Tabriz		2-2 4-0	Al Hilal Al Jazira			
02/03/16	Al Jazira Al Hilal		0-1 4-1	Tractorsazi Tabriz Pakhtakor			
15/03/16	Al Jazira Pakhtakor		1-1 1-0	Al Hilal Tractorsazi Tabriz			
06/04/16	Al Hilal Tractorsazi Tabriz		1-0 2-0	Al Jazira Pakhtakor			
19/04/16	Al Jazira Al Hilal		1-3 0-2	Pakhtakor Tractorsazi Tabriz			
03/05/16	Pakhtakor Tractorsazi Tabriz		3-0 1-2	Al Jazira Al Hilal			

Group D							
	P	W	D	L	F	A	Pts
El Jaish (QAT)	6	3	1	2	6	8	10
Al Ain FC (UAE)	6	3	1	2	8	6	10
Al Ahli (KSA)	6	3	0	3	10	7	9
Nasaf (UZB)	6	1	2	3	4	7	5
24/02/16	Al Ain FC Al Ahli		1-2 2-1	El Jaish Nasaf			
02/03/16	Nasaf El Jaish		2-1 2-1	Al Ahli Al Ain FC			
16/03/16	El Jaish Al Ain FC		1-0 1-0	Nasaf Al Ahli			
05/04/16	Nasaf Al Ahli		0-0 1-2	El Jaish Al Ahli (UAE)			
19/04/16	Nasaf El Jaish		1-1 1-4	Nasaf Al Ahli			
03/05/16	Al Ain FC Al Ahli		2-0 2-0	Nasaf El Jaish			
El Jaish finished ahead of Al Ain FC due to better record in head-to-head matches.							

# GROUP STAGE RESULTS

Group E							
	P	W	D	L	F	A	Pts
Jeonbuk Hyundai Motors (KOR)	6	3	1	2	13	9	10
FC Tokyo (JPN)	6	3	1	2	8	8	10
Jiangsu FC (CHN)	6	2	3	1	10	7	9
Becamex Binh Duong (VIE)	6	1	1	4	6	13	4
23/02/16	Jeonbuk Hyundai Motors Binh Duong	2-1 1-1	FC Tokyo Jiangsu FC				
01/03/16	FC Tokyo Jiangsu FC	3-1 3-2	Binh Duong Jeonbuk Hyundai Motors				
15/03/16	FC Tokyo Jeonbuk Hyundai Motors	0-0 2-0	Jiangsu FC Binh Duong				
06/04/16	Jiangsu FC Binh Duong	1-2 3-2	FC Tokyo Jeonbuk Hyundai Motors				
20/04/16	FC Tokyo Jiangsu FC	0-3 3-0	Jeonbuk Hyundai Motors Binh Duong				
04/05/16	Jeonbuk Hyundai Motors Binh Duong	2-2 1-2	Jiangsu FC FC Tokyo				
Jeonbuk Hyundai Motors finished ahead of FC Tokyo due to better record in head-to-head matches.							

Group F							
	P	W	D	L	F	A	Pts
FC Seoul (KOR)	6	4	1	1	17	5	13
Shandong Luneng FC (CHN)	6	3	2	1	7	5	11
Sanfrecce Hiroshima (JPN)	6	3	0	3	9	8	9
Buriram United (THA)	6	0	1	5	1	16	1
23/02/16	Sanfrecce Hiroshima Buriram United	1-2 0-6	Shandong Luneng FC FC Seoul				
01/03/16	Shandong Luneng FC FC Seoul	3-0 4-1	Buriram United Sanfrecce Hiroshima				
16/03/16	Shandong Luneng FC Sanfrecce Hiroshima	1-4 3-0	FC Seoul Buriram United				
05/04/16	FC Seoul Buriram United	0-0 0-2	Shandong Luneng FC Sanfrecce Hiroshima				
20/04/16	Shandong Luneng FC FC Seoul	1-0 2-1	Sanfrecce Hiroshima Buriram United				
04/05/16	Sanfrecce Hiroshima Buriram United	2-1 0-0	FC Seoul Shandong Luneng FC				

Group G							
	P	W	D	L	F	A	Pts
Shanghai SIPG (CHN)	6	4	0	2	10	8	12
Melbourne Victory (AUS)	6	2	3	1	7	7	9
Suwon Samsung Bluewings FC (KOR)	6	2	3	1	7	4	9
Gamba Osaka (JPN)	6	0	2	4	4	9	2
24/02/16	Melbourne Victory Suwon Samsung Bluewings	2-1 0-0	Shanghai SIPG Gamba Osaka				
02/03/16	Shanghai SIPG Gamba Osaka	2-1 1-1	Suwon Samsung Bluewings Melbourne Victory				
15/03/16	Shanghai SIPG Melbourne Victory	2-1 0-0	Gamba Osaka Suwon Samsung Bluewings				
06/04/16	Gamba Osaka Suwon Samsung Bluewings	0-2 1-1	Shanghai SIPG Melbourne Victory				
19/04/16	Shanghai SIPG Gamba Osaka	3-1 1-2	Melbourne Victory Suwon Samsung Bluewings				
03/05/16	Melbourne Victory Suwon Samsung Bluewings	2-1 3-0	Gamba Osaka Shanghai SIPG				
Melbourne Victory finished ahead of Suwon Samsung Bluewings due to better record in head-to-head matches.							

Group H							
	P	W	D	L	F	A	Pts
Sydney FC (AUS)	6	3	1	2	4	4	10
Urawa Red Diamonds (JPN)	6	2	3	1	6	4	9
Guangzhou Evergrande FC (CHN)	6	2	2	2	6	5	8
Pohang Steelers (KOR)	6	1	2	3	2	5	5
24/02/16	Guangzhou Evergrande FC Urawa Red Diamonds	0-0 2-0	Pohang Steelers Sydney FC				
02/03/16	Pohang Steelers Sydney FC	1-0 2-1	Urawa Red Diamonds Guangzhou Evergrande FC				
16/03/16	Pohang Steelers Guangzhou Evergrande FC	0-1 2-2	Sydney FC Urawa Red Diamonds				
05/04/16	Sydney FC Urawa Red Diamonds	1-0 1-0	Pohang Steelers Guangzhou Evergrande FC				
19/04/16 20/04/16	Pohang Steelers Sydney FC	0-2 0-0	Guangzhou Evergrande FC Urawa Red Diamonds				
03/05/16	Guangzhou Evergrande FC Urawa Red Diamonds	1-0 1-1	Sydney FC Pohang Steelers				



# PLAYOFF RESULTS

## West

### PLAYOFF STAGE

09/02/16	<b>Al Ittihad (KSA)</b>	2-1	<b>Al Wehdat (JOR)</b>
	<b>Naft Tehran (IRN)</b>	0-2	<b>El Jaish (QAT)</b>
	<b>Bunyodkor (UZB)</b>	2-0	<b>Al Shabab (UAE)</b>
	<b>Al Jazira (UAE)</b>	2-2	<b>Al Sadd (QAT)</b>

*After extra-time. FT: 2-2. Al Jazira advance 5-4 on penalties.*

Al Ittihad (KSA), El Jaish (QAT), Bunyodkor (UZB) and Al Jazira (UAE) qualify for Group Stage.

## East

### PRELIMINARY STAGE 1

27/01/16	<b>Mohun Bagan (IND)</b>	3-1	<b>Tampines Rovers (SIN)</b>
----------	--------------------------	-----	------------------------------

### PRELIMINARY STAGE 2

02/02/16	<b>Hanoi T&amp;T (VIE)</b>	1-0	<b>Kitchee (HKG)</b>
	<b>Chonburi FC (THA)</b>	3-2	<b>Yangon United (MYA)</b>

*After extra-time. FT: 2-2.*

	<b>Shandong Luneng FC (CHN)</b>	6-0	<b>Mohun Bagan (IND)</b>
	<b>Muangthong United (THA)</b>	0-0	<b>Johor Darul Ta'zim (MAS)</b>

*After extra-time. Muangthong United advance 3-0 on penalties.*

### PLAYOFF ROUND

09/02/16	<b>Pohang Steelers (KOR)</b>	3-0	<b>Hanoi T&amp;T (VIE)</b>
	<b>FC Tokyo (JPN)</b>	9-0	<b>Chonburi (THA)</b>
	<b>Adelaide United (AUS)</b>	1-2	<b>Shandong Luneng FC (CHN)</b>
	<b>Shanghai SIPG (CHN)</b>	3-0	<b>Muangthong United (THA)</b>

Pohang Steelers (KOR), FC Tokyo (JPN), Shandong Luneng FC (CHN) and Shanghai SIPG (CHN) qualify for Group Stage.



**2015**

# NS LEAGUE FIN



# 2015 AFC CHAMPIONS LEAGUE

Final			
First Leg		Rashid Stadium, Dubai	
07/11/15	Al Ahli (UAE)	0-0	Guangzhou Evergrande FC (CHN)
Second Leg		Guangzhou Tianhe Sport Center, Guangzhou	
21/11/15	Guangzhou Evergrande FC (CHN) Elkeson 54	1-0	Al Ahli (UAE)
<i>Guangzhou Evergrande FC win 1-0 on aggregate</i>			
Semi-Finals			
29/09/15	Al Hilal (KSA)	1-1	Al Ahli (UAE)
20/10/15	Al Ahli (UAE)	3-2	Al Hilal (KSA)
<i>Al Ahli win 4-3 on aggregate</i>			
30/09/15	Guangzhou Evergrande FC (CHN)	2-1	Gamba Osaka (JPN)
21/10/15	Gamba Osaka (JPN)	0-0	Guangzhou Evergrande FC (CHN)
<i>Guangzhou Evergrande FC win 2-1 on aggregate</i>			
Quarter-Finals			
25/08/15	Al Hilal (KSA)	4-1	Lekhwiya (QAT)
15/09/15	Lekhwiya (QAT)	2-2	Al Hilal (KSA)
<i>Al Hilal win 6-3 on aggregate</i>			
25/08/15	Kashiwa Reysol (JPN)	1-3	Guangzhou Evergrande FC (CHN)
15/09/15	Guangzhou Evergrande FC (CHN)	1-1	Kashiwa Reysol (JPN)
<i>Guangzhou Evergrande FC win 4-2 on aggregate</i>			
26/08/15	Naft Tehran (IRN)	0-1	Al Ahli (UAE)
16/09/15	Al Ahli (UAE)	2-1	Naft Tehran (IRN)
<i>Al Ahli win 3-1 on aggregate</i>			
26/08/15	Jeonbuk Hyundai Motors (KOR)	0-0	Gamba Osaka (JPN)
16/09/15	Gamba Osaka (JPN)	3-2	Jeonbuk Hyundai Motors (KOR)
<i>Gamba Osaka win 3-2 on aggregate</i>			
Round of 16			
19/05/15	Persepolis (IRN)	1-0	Al Hilal (KSA)
26/05/15	Al Hilal (KSA)	3-0	Persepolis (IRN)
<i>Al Hilal win 3-1 on aggregate</i>			
19/05/15	Al Sadd (QAT)	1-2	Lekhwiya (QAT)
26/05/15	Lekhwiya (QAT)	2-2	Al Sadd (QAT)
<i>Lekhwiya win 4-3 on aggregate</i>			
19/05/15	Jeonbuk Hyundai Motors (KOR)	1-2	Beijing FC (CHN)
26/05/15	Beijing FC (CHN)	0-1	Jeonbuk Hyundai Motors (KOR)
<i>Jeonbuk Hyundai Motors win 2-1 on aggregate</i>			
19/05/15	Suwon Samsung Bluewings (KOR)	2-3	Kashiwa Reysol (JPN)
26/05/15	Kashiwa Reysol (JPN)	1-2	Suwon Samsung Bluewings (KOR)
<i>Aggregate score 4-4. Kashiwa Reysol win on away goals</i>			
20/05/15	Naft Tehran (IRN)	1-0	Al Ahli (KSA)
27/05/15	Al Ahli (KSA)	2-1	Naft Tehran (IRN)
<i>Aggregate score 2-2. Naft Tehran win on away goals</i>			
20/05/15	Al Ahli (UAE)	0-0	Al Ain FC (UAE)
27/05/15	Al Ain FC (UAE)	3-3	Al Ahli (UAE)
<i>Aggregate score 3-3. Al Ahli win on away goals</i>			
20/05/15	Seongnam FC (KOR)	2-1	Guangzhou Evergrande FC (CHN)
27/05/15	Guangzhou Evergrande FC (CHN)	2-0	Seongnam FC (KOR)
<i>Guangzhou Evergrande FC win 3-2 on aggregate</i>			
20/05/15	FC Seoul (KOR)	1-3	Gamba Osaka (JPN)
27/05/15	Gamba Osaka (JPN)	3-2	FC Seoul (KOR)
<i>Gamba Osaka win 6-3 on aggregate</i>			



# GROUP STAGE RESULTS

Group A							
	P	W	D	L	F	A	Pts
Lekhwiya (QAT)	6	4	1	1	9	5	13
Persepolis (IRN)	6	4	0	2	7	7	12
Al Nassr (KSA)	6	2	2	2	7	6	8
Bunyodkor (UZB)	6	0	1	5	2	7	1
24/02/15	Al Nassr Persepolis	1-1 3-0	Bunyodkor Lekhwiya				
03/03/15	Bunyodkor Lekhwiya	0-1 1-1	Persepolis Al Nassr				
17/03/15	Bunyodkor Al Nassr	0-1 3-0	Lekhwiya Persepolis				
08/04/15	Lekhwiya Persepolis	1-0 1-0	Bunyodkor Al Nassr				
22/04/15	Bunyodkor Lekhwiya	0-1 3-0	Al Nassr Persepolis				
06/05/15	Al Nassr Persepolis	1-3 2-1	Lekhwiya Bunyodkor				

Group B							
	P	W	D	L	F	A	Pts
Al Ain FC (UAE)	6	3	3	0	7	2	12
Naft Tehran (IRN)	6	2	2	2	8	8	8
Pakhtakor (UZB)	6	1	3	2	6	8	6
Al Shabab (KSA)	6	1	2	3	5	8	5
24/02/15	Pakhtakor Al Ain FC	2-1 0-0	Naft Tehran Al Shabab				
03/03/15	Naft Tehran Al Shabab	1-1 2-2	Al Ain FC Pakhtakor				
18/03/15	Naft Tehran Pakhtakor	2-1 0-1	Al Shabab Al Ain FC				
07/04/15	Al Shabab Al Ain FC	0-3 1-1	Naft Tehran Pakhtakor				
22/04/15	Naft Tehran Al Shabab	1-1 0-1	Pakhtakor Al Ain FC				
06/05/15	Pakhtakor Al Ain FC	0-2 3-0	Al Shabab Naft Tehran				

Group C							
	P	W	D	L	F	A	Pts
Al Hilal (KSA)	6	4	1	1	9	4	13
Al Sadd (QAT)	6	3	1	2	9	9	10
Foolad Khuzestan (QAT)	6	1	3	2	2	4	6
Lokomotiv (UZB)	6	1	1	4	10	13	4
25/02/15	Foolad Khuzestan Al Hilal	0-0 3-1	Al Sadd Lokomotiv				
04/03/15	Al Sadd Lokomotiv	1-0 1-1	Al Hilal Foolad Khuzestan				
17/03/15	Al Sadd Foolad Khuzestan	6-2 0-0	Lokomotiv Al Hilal				
08/04/15	Lokomotiv Al Hilal	5-0 2-0	Al Sadd Foolad Khuzestan				
21/04/15	Al Sadd Lokomotiv	1-0 1-2	Foolad Khuzestan Al Hilal				
05/05/15	Foolad Khuzestan Al Hilal	1-0 2-1	Lokomotiv Al Sadd				

Group D							
	P	W	D	L	F	A	Pts
Al Ahli (KSA)	6	3	3	0	11	7	12
Al Ahli (UAE)	6	2	2	2	8	8	8
Nasaf (UZB)	6	2	2	2	5	5	8
Tractorsazi Tabriz (IRN)	6	1	1	4	7	11	4
25/02/15	Nasaf Al Ahli (UAE)	2-1 3-3	Tractorsazi Tabriz Al Ahli (KSA)				
04/03/2015	Tractorsazi Tabriz Al Ahli (KSA)	1-0 2-1	Al Ahli (UAE) Nasaf				
18/03/15	Al Ahli (KSA) Al Ahli (UAE)	2-0 0-0	Tractorsazi Tabriz Nasaf				
07/04/15	Tractorsazi Tabriz Nasaf	2-2 0-1	Al Ahli (KSA) Al Ahli (UAE)				
21/04/15	Tractorsazi Tabriz Al Ahli (KSA)	1-2 2-1	Nasaf Al Ahli (UAE)				
05/05/15	Nasaf Al Ahli (UAE)	0-0 3-2	Al Ahli (KSA) Tractorsazi Tabriz				

Al Ahli (UAE) finished ahead of Nasaf due to better record in head-to-head matches.

# GROUP STAGE RESULTS

## Group E

	P	W	D	L	F	A	Pts
Kashiwa Reysol (JPN)	6	3	2	1	14	9	11
Jeonbuk Hyundai Motors (KOR)	6	3	2	1	14	6	11
Shandong Luneng FC (CHN)	6	2	1	3	13	17	7
Binh Duong (VIE)	6	1	1	4	6	15	4

24/02/15	Jeonbuk Hyundai Motors Binh Duong	0-0 2-3	Kashiwa Reysol Shandong Luneng FC
03/03/15	Kashiwa Reysol Shandong Luneng FC	5-1 1-4	Binh Duong Jeonbuk Hyundai Motors
17/03/15	Kashiwa Reysol Jeonbuk Hyundai Motors	2-1 3-0	Shandong Luneng FC Binh Duong
08/04/15	Shandong Luneng FC Binh Duong	4-4 1-1	Kashiwa Reysol Jeonbuk Hyundai Motors
22/04/15	Kashiwa Reysol Shandong Luneng FC	3-2 3-1	Jeonbuk Hyundai Motors Binh Duong
06/05/15	Jeonbuk Hyundai Motors Binh Duong	4-1 1-0	Shandong Luneng FC Kashiwa Reysol

Kashiwa Reysol finished ahead of Jeonbuk Hyundai Motors due to better record in head-to-head matches.

## Group F

	P	W	D	L	F	A	Pts
Gamba Osaka (JPN)	6	3	1	2	10	7	10
Seongnam FC (KOR)	6	3	1	2	7	5	10
Buriram United (THA)	6	3	1	2	12	7	10
Guangzhou R&F (CHN)	6	1	1	4	3	13	4

24/02/15	Gamba Osaka Buriram United	0-2 2-1	Cuangzhou R&F Seongnam FC
03/03/15	Guangzhou R&F Seongnam FC	1-2 2-0	Buriram United Gamba Osaka
17/03/15 18/03/15	Guangzhou R&F Gamba Osaka	0-1 1-1	Seongnam FC Buriram United
07/04/15	Seongnam FC Buriram United	0-0 1-2	Cuangzhou R&F Gamba Osaka
22/04/15	Guangzhou R&F Seongnam FC	0-5 2-1	Gamba Osaka Buriram United
06/05/15	Gamba Osaka Buriram United	2-1 5-0	Seongnam FC Cuangzhou R&F

Gamba Osaka and Seongnam FC finished ahead of Buriram United due to better record in matched between the three teams.

## Group G

	P	W	D	L	F	A	Pts
Beijing FC (CHN)	6	3	2	1	6	3	11
Suwon Samsung Bluewings (KOR)	6	3	2	1	11	8	11
Brisbane Roar (AUS)	6	2	1	3	7	9	7
Urawa Red Diamonds (JPN)	6	1	1	4	5	9	4

25/02/15	Brisbane Roar Suwon Samsung Bluewings	0-1 2-1	Beijing FC Urawa Red Diamonds
04/03/15	Beijing FC Urawa Red Diamonds	1-0 0-1	Suwon Samsung Bluewings Brisbane Roar
17/03/15 18/03/15	Beijing FC Brisbane Roar	2-0 3-3	Urawa Red Diamonds Suwon Samsung Bluewings
08/04/15	Urawa Red Diamonds Suwon Samsung Bluewings	1-1 3-1	Beijing FC Brisbane Roar
21/04/15	Beijing FC Urawa Red Diamonds	0-1 1-2	Brisbane Roar Suwon Samsung Bluewings
05/05/15	Brisbane Roar Suwon Samsung Bluewings	1-2 1-1	Urawa Red Diamonds Beijing FC

Beijing FC finished ahead of Suwon Samsung Bluewings due to better record in head-to-head matches.

## Group H

	P	W	D	L	F	A	Pts
Guangzhou Evergrande FC (CHN)	6	3	1	2	9	9	10
FC Seoul (KOR)	6	2	3	1	5	4	9
Western Sydney Wanderers (AUS)	6	2	2	2	9	7	8
Kashima Antlers (JPN)	6	2	0	4	10	13	6

25/02/15	Guangzhou Evergrande FC Kashima Antlers	1-0 1-3	FC Seoul Western Sydney Wanderers
04/03/15	FC Seoul Western Sydney Wanderers	1-0 2-3	Kashima Antlers Guangzhou Evergrande FC
18/03/15	FC Seoul Guangzhou Evergrande FC	0-0 4-3	Western Sydney Wanderers Kashima Antlers
07/04/15	Western Sydney Wanderers Kashima Antlers	1-1 2-1	FC Seoul Guangzhou Evergrande FC
21/04/15	FC Seoul Western Sydney Wanderers	0-0 1-2	Guangzhou Evergrande FC Kashima Antlers
05/05/15	Guangzhou Evergrande FC Kashima Antlers	0-2 2-3	Western Sydney Wanderers FC Seoul



# PLAYOFF RESULTS

## West

### PRELIMINARY ROUND 2

10/02/15	Qadsia SC (KUW)	1-0	Al Wehdat (JOR)
	El Jaish (QAT)	2-1	Al Nahda (OMA)
	Al Sadd (QAT)	0-0	Riffa (BHR)

*After extra-time. Al Sadd advance 11-10 on penalties*

### PLAYOFF ROUND

17/02/15	Al Ahli (KSA)	2-1	Qadsia SC (KUW)
	Naft Tehran (IRN)	1-0	El Jaish (QAT)
	Bunyodkor (UZB)	2-1	Al Jazira (UAE)
	Al Wahda (UAE)	4-4	Al Sadd (QAT)

*After extra-time. FT: 3-3. Al Sadd advance 5-4 on penalties.*

Al Ahli (KSA), Naft Tehran (IRN), Bunyodkor (UZB) and Al Sadd (QAT) qualify for Group Stage

## East

### PRELIMINARY ROUND 1

04/02/15	Yadanarbon (MYA)	1-1	Warriors FC (SIN)
	Johor Darul Ta'zim (MAS)	2-1	Bengaluru FC (IND)

*After extra-time. FT: 0-0. Warriors FC advance 6-5 on penalties*

*After extra-time. FT: 1-1*

### PRELIMINARY ROUND 2

10/02/15	Hanoi T&T (VIE)	4-0	Persib Bandung (IDN)
	Chonburi FC (THA)	4-1	Kitchee (HKG)
	Guangzhou R&F (CHN)	3-0	Warriors FC (SIN)
	Bangkok Glass (THA)	3-0	Johor Darul Ta'zim (MAS)

### PLAYOFF ROUND

17/02/15	FC Seoul (KOR)	7-0	Hanoi T&T (VIE)
	Kashiwa Reysol (JPN)	3-2	Chonburi (THA)
	Central Coast Mariners (AUS)	1-3	Guangzhou R&F (CHN)
	Beijing FC (CHN)	3-0	Bangkok Glass (THA)

FC Seoul (KOR), Kashiwa Reysol (JPN), Guangzhou R&F (CHN) and Beijing FC (CHN) qualify for Group Stage



**2014**



AFC  
CHAMPIONS  
LEAGUE



AFC

19

VIA

# 2014 AFC CHAMPIONS LEAGUE

Final			
First Leg		Parramatta Stadium, Sydney	
25/10/14	<b>Western Sydney Wanderers (AUS)</b> Tomislav Juric 64	1-0	<b>Al Hilal (KSA)</b>
Second Leg		King Fahd International Stadium, Riyadh	
01/11/14	<b>Al Hilal (KSA)</b>	0-0	<b>Western Sydney Wanderers (AUS)</b>
<i>Western Sydney Wanderers win 1-0 on aggregate</i>			

Semi-Finals			
16/09/14	<b>Al Hilal (KSA)</b>	3-0	<b>Al Ain FC (UAE)</b>
30/09/14	<b>Al Ain FC (UAE)</b>	2-1	<b>Al Hilal (KSA)</b>
<i>Al Hilal win 4-2 on aggregate</i>			
17/09/14	<b>FC Seoul (KOR)</b>	0-0	<b>Western Sydney Wanderers (AUS)</b>
01/10/14	<b>Western Sydney Wanderers (AUS)</b>	2-0	<b>FC Seoul (KOR)</b>
<i>Western Sydney Wanderers win 2-0 on aggregate</i>			

Quarter-Finals			
19/08/14	<b>Al Hilal (KSA)</b>	1-0	<b>Al Sadd (QAT)</b>
26/08/14	<b>Al Sadd (QAT)</b>	0-0	<b>Al Hilal (KSA)</b>
<i>Al Hilal win 1-0 on aggregate</i>			
19/08/14	<b>Al Ain FC (UAE)</b>	2-0	<b>Al Ittihad (KSA)</b>
26/08/14	<b>Al Ittihad (KSA)</b>	1-3	<b>Al Ain FC (UAE)</b>
<i>Al Ain FC win 5-1 on aggregate</i>			
20/08/14	<b>Pohang Steelers (KOR)</b>	0-0	<b>FC Seoul (KOR)</b>
27/08/14	<b>FC Seoul (KOR)</b>	0-0	<b>Pohang Steelers (KOR)</b>
<i>Aggregate score 0-0. Pohang Steelers win 3-0 penalties</i>			
20/08/14	<b>Western Sydney Wanderers (AUS)</b>	1-0	<b>Guangzhou Evergrande FC (CHN)</b>
27/08/14	<b>Guangzhou Evergrande FC (CHN)</b>	2-1	<b>Western Sydney Wanderers (AUS)</b>
<i>Aggregate score 2-2. Western Sydney Wanderers win on away goals</i>			

Round of 16			
06/05/14	<b>Al Ittihad (KSA)</b>	1-0	<b>Al Shabab (KSA)</b>
13/05/14	<b>Al Shabab (KSA)</b>	1-3	<b>Al Ittihad (KSA)</b>
<i>Al Ittihad win 4-1 on aggregate</i>			
06/05/14	<b>Al Jazira (UAE)</b>	1-2	<b>Al Ain FC (UAE)</b>
13/05/14	<b>Al Ain FC (UAE)</b>	2-1	<b>Al Jazira (UAE)</b>
<i>Al Ain FC win 4-2 on aggregate</i>			
06/05/14	<b>Jeonbuk Hyundai Motors (KOR)</b>	1-2	<b>Pohang Steelers (KOR)</b>
13/05/14	<b>Pohang Steelers (KOR)</b>	1-0	<b>Jeonbuk Hyundai Motors (KOR)</b>
<i>Pohang Steelers win 3-1 on aggregate</i>			
06/05/14	<b>Cerezo Osaka (JPN)</b>	1-5	<b>Guangzhou Evergrande FC (CHN)</b>
13/05/14	<b>Guangzhou Evergrande FC (CHN)</b>	0-1	<b>Cerezo Osaka (JPN)</b>
<i>Guangzhou Evergrande FC win 5-2 on aggregate</i>			
07/05/14	<b>Al Sadd (QAT)</b>	0-0	<b>Foolad Khuzestan (IRN)</b>
14/05/14	<b>Foolad Khuzestan (IRN)</b>	2-2	<b>Al Sadd (QAT)</b>
<i>Aggregate score 2-2. Al Sadd win on away goals</i>			
07/05/14	<b>Bunyodkor (UZB)</b>	0-1	<b>Al Hilal (KSA)</b>
14/05/14	<b>Al Hilal (KSA)</b>	3-0	<b>Bunyodkor (UZB)</b>
<i>Al Hilal win 4-0 on aggregate</i>			
07/05/14	<b>Kawasaki Frontale (JPN)</b>	2-3	<b>FC Seoul (KOR)</b>
14/05/14	<b>FC Seoul (KOR)</b>	1-2	<b>Kawasaki Frontale (JPN)</b>
<i>Aggregate score 4-4. FC Seoul win on away goals</i>			
07/05/14	<b>Sanfrecce Hiroshima (JPN)</b>	3-1	<b>Western Sydney Wanderers (AUS)</b>
14/05/14	<b>Western Sydney Wanderers (AUS)</b>	2-0	<b>Sanfrecce Hiroshima (JPN)</b>
<i>Aggregate score 3-3. Western Sydney Wanderers win on away goals</i>			

# GROUP STAGE RESULTS

## Group A

	P	W	D	L	F	A	Pts
Al Shabab (KSA)	6	5	0	1	12	8	15
Al Jazira (UAE)	6	3	1	2	12	10	10
Esteghlal (IRN)	6	2	1	3	7	7	7
Al Rayyan SC (QAT)	6	1	0	5	9	15	3
25/02/14	Esteghlal Al Jazira	0-1 3-2	Al Shabab Al Rayyan SC				
11/03/14	Al Shabab Al Rayyan SC	1-3 1-0	Al Jazira Esteghlal				
18/03/14	Al Shabab Esteghlal	4-3 2-2	Al Rayyan SC Al Jazira				
02/04/14	Al Rayyan SC Al Jazira	0-2 0-1	Al Shabab Esteghlal				
16/04/14	Al Shabab Al Rayyan SC	2-1 2-3	Esteghlal Al Jazira				
23/04/14	Esteghlal Al Jazira	3-1 1-2	Al Rayyan SC Al Shabab				

## Group B

	P	W	D	L	F	A	Pts
Foolad Khouzeestan (IRN)	6	4	2	0	11	3	14
Bunyodkor (UZB)	6	2	2	2	7	7	8
El Jaish (QAT)	6	2	2	2	6	6	8
Al Fateh (KSA)	6	0	2	4	3	11	2
25/02/14	Al Fateh El Jaish	0-0 0-0	Bunyodkor Foolad Khouzeestan				
11/03/14	Bunyodkor Foolad Khouzeestan	1-2 1-0	El Jaish Al Fateh				
19/03/14	Bunyodkor Al Fateh	1-1 0-0	Foolad Khouzeestan El Jaish				
01/04/14	Foolad Khouzeestan El Jaish	1-0 2-0	Bunyodkor Al Fateh				
16/04/14	Bunyodkor Foolad Khouzeestan	3-2 3-1	Al Fateh El Jaish				
23/04/14	Al Fateh El Jaish	1-5 1-2	Foolad Khouzeestan Bunyodkor				

Bunyodkor finished ahead of El Jaish due to scoring more overall goals.

## Group C

	P	W	D	L	F	A	Pts
Al Ain FC (UAE)	6	3	2	1	14	7	11
Al Ittihad (KSA)	6	3	1	2	8	6	10
Lekhwiya (QAT)	6	2	1	3	5	10	7
Tractorsazi Tabriz (IRN)	6	1	2	3	4	8	5
26/02/14	Al Ain FC Tractorsazi Tabriz	2-1 1-0	Lekhwiya Al Ittihad				
12/03/14	Lekhwiya Al Ittihad	0-0 2-1	Tractorsazi Tabriz Al Ain FC				
18/03/14	Lekhwiya Al Ain FC	2-0 3-1	Al Ittihad Tractorsazi Tabriz				
01/04/14 02/04/14	Tractorsazi Tabriz Al Ittihad	2-2 3-1	Al Ain FC Lekhwiya				
15/04/14	Lekhwiya Al Ittihad	0-5 2-0	Al Ain FC Tractorsazi Tabriz				
22/04/14	Al Ain FC Tractorsazi	1-1 0-1	Al Ittihad Lekhwiya				

## Group D

	P	W	D	L	F	A	Pts
Al Hilal (KSA)	6	2	3	1	12	7	9
Al Sadd (QAT)	6	2	2	2	8	14	8
Al Ahli (UAE)	6	1	4	1	6	6	7
Sepahan (IRN)	6	2	1	3	9	8	7
26/02/14	Al Sadd Al Hilal	3-1 2-2	Sepahan Al Ahli				
12/03/14	Sepahan Al Ahli	3-2 1-1	Al Hilal Al Sadd				
19/03/14	Sepahan Al Sadd	1-2 2-2	Al Ahli Al Hilal				
02/04/14	Al Ahli Al Hilal	0-0 5-0	Sepahan Al Sadd				
15/04/14	Sepahan Al Ahli	4-0 0-0	Al Sadd Al Hilal				
22/04/14	Al Sadd Al Hilal	2-1 1-0	Al Ahli Sepahan				

Al Ahli finished ahead of Sepahan due to better record in head-to-head matches.



# GROUP STAGE RESULTS

Group E							
	P	W	D	L	F	A	Pts
Pohang Steelers (KOR)	6	3	3	0	11	6	12
Cerezo Osaka (JPN)	6	2	2	2	10	9	8
Buriram United (THA)	6	1	3	2	5	9	6
Shandong Luneng FC (CHN)	6	1	2	3	9	11	5
25/02/14	Pohang Steelers Shandong Luneng FC		1-1 1-1		Cerezo Osaka Buriram United		
11/03/14	Cerezo Osaka Buriram United		1-3 1-2		Shandong Luneng FC Pohang Steelers		
18/03/14	Cerezo Osaka Pohang Steelers		4-0 2-2		Buriram United Shandong Luneng FC		
02/04/14	Buriram United Shandong Luneng FC		2-2 2-4		Cerezo Osaka Pohang Steelers		
16/04/14	Cerezo Osaka Buriram United		0-2 1-0		Pohang Steelers Shandong Luneng FC		
23/04/14	Pohang Steelers Shandong Luneng FC		0-0 1-2		Buriram United Cerezo Osaka		

Group G							
	P	W	D	L	F	A	Pts
Guangzhou Evergrande (CHN)	6	3	1	2	10	8	10
Jeonbuk Hyundai Motors (KOR)	6	2	2	2	8	7	8
Melbourne Victory (AUS)	6	2	2	2	9	9	8
Yokohama F. Marinos (JPN)	6	2	1	3	7	10	7
26/02/14	Guangzhou Evergrande Jeonbuk Motors		4-2 3-0		Melbourne Victory Yokohama F. Marinos		
12/03/14	Melbourne Victory Yokohama F. Marinos		2-2 1-1		Jeonbuk Motors Guangzhou Evergrande		
18/03/14	Melbourne Victory Guangzhou Evergrande		1-0 3-1		Yokohama F. Marinos Jeonbuk Motors		
02/04/14	Yokohama F. Marinos Jeonbuk Motors		3-2 1-0		Melbourne Victory Guangzhou Evergrande		
15/04/14	Melbourne Victory Yokohama F. Marinos		2-0 2-1		Guangzhou Evergrande Jeonbuk Motors		
22/04/14	Guangzhou Evergrande Jeonbuk Motors		2-1 0-0		Yokohama F. Marinos Melbourne Victory		
Jeonbuk Hyundai Motors finished ahead of Melbourne Victory due to better goal difference.							

Group F							
	P	W	D	L	F	A	Pts
FC Seoul (KOR)	6	3	2	1	9	6	11
Sanfrecce Hiroshima (JPN)	6	2	3	1	9	8	9
Beijing FC (CHN)	6	1	3	2	7	8	6
Central Coast Mariners (AUS)	6	2	0	4	4	7	6
25/02/14	Sanfrecce Hiroshima FC Seoul		1-1 2-0		Beijing FC Central Coast Mariners		
11/03/14	Beijing FC Central Coast Mariners		1-1 2-1		FC Seoul Sanfrecce Hiroshima		
19/03/14	Beijing FC Sanfrecce Hiroshima		2-1 2-1		Central Coast Mariners FC Seoul		
01/04/14	Central Coast Mariners FC Seoul		1-0 2-2		Beijing FC Sanfrecce Hiroshima		
16/04/14	Beijing FC Central Coast Mariners		2-2 0-1		Sanfrecce Hiroshima FC Seoul		
23/04/14	Sanfrecce Hiroshima FC Seoul		1-0 2-1		Central Coast Mariners Beijing FC		
Beijing FC finished ahead of Central Coast Mariners due to better goal difference.							

Group H							
	P	W	D	L	F	A	Pts
Western Sydney Wanderers (AUS)	6	4	0	2	11	5	12
Kawasaki Frontale (JPN)	6	4	0	2	7	5	12
Ulsan Hyundai FC (KOR)	6	2	1	3	8	10	7
Guizhou Renhe (CHN)	6	1	1	4	4	10	4
26/02/14	Western Sydney Wanderers Kawasaki Frontale		1-3 1-0		Ulsan Hyundai FC Guizhou Renhe		
12/03/14	Ulsan Hyundai FC Guizhou Renhe		2-0 0-1		Kawasaki Frontale Western Sydney Wanderers		
19/03/14	Ulsan Hyundai FC Western Sydney Wanderers		1-1 1-0		Guizhou Renhe Kawasaki Frontale		
01/04/14	Guizhou Renhe Kawasaki Frontale		3-1 2-1		Ulsan Hyundai FC Western Sydney Wanderers		
15/04/14	Ulsan Hyundai FC Guizhou Frontale		0-2 0-1		Western Sydney Wanderers Kawasaki Frontale		
22/04/14	Western Sydney Wanderers Kawasaki Frontale		5-0 3-1		Guizhou Renhe Ulsan Hyundai FC		
Western Sydney Wanderers finished ahead of Kawasaki Frontale due to better goal difference.							



# PLAYOFF RESULTS

West			
ROUND 1			
02/02/14	Suwaiq (OMA)	0-1	Qadsia SC (KUW)
	Shabab Al Ordun (JOR)	1-3	Al Hidd (BHR)
<i>After extra-time. FT: 1-1</i>			
	Kuwait SC (KUW)	1-0	Al Shorta (IRQ)
ROUND 2			
08/02/14	Baniyas (UAE)	0-4	Qadsia SC (KUW)
	El Jaish (QAT)	5-1	Nasaf (UZB)
	Lekhwiya (QAT)	2-1	Al Hidd (BHR)
09/02/14	Lokomotiv (UZB)	1-3	Kuwait SC (KUW)
ROUND 3			
15/02/14	El Jaish (QAT)	3-0	Qadsia SC (KUW)
	Lekhwiya (QAT)	4-1	Kuwait SC (KUW)
El Jaish (QAT) and Lekhwiya (QAT) qualify for the Group Stage			

East			
ROUND 1			
29/01/14	Pune (IND)	0-3	Hanoi T&T (VIE)
02/02/14	Tampines Rovers (SIN)	1-2	South China (HKG)
<i>After extra-time. FT: 1-1</i>			
ROUND 2			
08/02/14	Muangthong United (THA)	2-0	Hanoi T&T (VIE)
09/02/14	Chonburi FC (THA)	3-0	South China (HKG)
ROUND 3			
15/02/14	Beijing FC (CHN)	4-0	Chonburi FC (THA)
	Melbourne Victory (AUS)	2-1	Muangthong United (THA)
Beijing FC (CHN) and Melbourne Victory (AUS) qualify for the Group Stage			



**2013**



# 2013 AFC CHAMPIONS LEAGUE

Final			
First Leg		Seoul World Cup Stadium, Seoul	
26/10/13	<b>FC Seoul (KOR)</b> Sergio Escudero 11, Dejan Damjanovic 83	2-2	<b>Guangzhou Evergrande (CHN)</b> Elkeson 30, Gao Lin 58
Second Leg		Guangzhou Tianhe Stadium, Guangzhou	
09/11/13	<b>Guangzhou Evergrande (CHN)</b> Elkeson 58	1-1	<b>FC Seoul (KOR)</b> Dejan Damjanovic 63
<i>Aggregate score 3-3. Guangzhou Evergrande win on away goals</i>			

Semi-Finals			
25/09/13	<b>FC Seoul (KOR)</b>	2-0	<b>Esteghlal (IRN)</b>
02/10/13	<b>Esteghlal (IRN)</b>	2-2	<b>FC Seoul (KOR)</b>
<i>FC Seoul win 4-2 on aggregate</i>			
25/09/13	<b>Kashiwa Reysol (JPN)</b>	1-4	<b>Guangzhou Evergrande (CHN)</b>
02/10/13	<b>Guangzhou Evergrande (CHN)</b>	4-0	<b>Kashiwa Reysol (JPN)</b>
<i>Guangzhou Evergrande win 8-1 on aggregate</i>			

Quarter-Finals			
21/08/13	<b>Al Ahli (KSA)</b>	1-1	<b>FC Seoul (KOR)</b>
18/09/13	<b>FC Seoul (KOR)</b>	1-0	<b>Al Ahli (KSA)</b>
<i>FC Seoul win 2-1 on aggregate</i>			
21/08/13	<b>Esteghlal (IRN)</b>	1-0	<b>Buriram United (THA)</b>
18/09/13	<b>Buriram United (THA)</b>	1-2	<b>Esteghlal (IRN)</b>
<i>Esteghlal win 3-1 on aggregate</i>			
21/08/13	<b>Kashiwa Reysol (JPN)</b>	1-1	<b>Al Shabab (KSA)</b>
18/09/13	<b>Al Shabab (KSA)</b>	2-2	<b>Kashiwa Reysol (JPN)</b>
<i>Aggregate score 3-3. Kashiwa Reysol win on away goals</i>			
21/08/13	<b>Guangzhou Evergrande (CHN)</b>	2-0	<b>Lekhwiya (QAT)</b>
18/09/13	<b>Lekhwiya (QAT)</b>	1-4	<b>Guangzhou Evergrande (CHN)</b>
<i>Guangzhou Evergrande win 6-1 on aggregate</i>			

Round of 16			
14/05/13	<b>Al Gharafa (QAT)</b>	1-2	<b>Al Shabab (KSA)</b>
21/05/13	<b>Al Shabab (KSA)</b>	3-0	<b>Al Gharafa (QAT)</b>
<i>Al Shabab win 5-1 on aggregate</i>			
14/05/13	<b>El Jaish (QAT)</b>	1-1	<b>Al Ahli (KSA)</b>
21/05/13	<b>Al Ahli (KSA)</b>	2-0	<b>El Jaish (QAT)</b>
<i>Al Ahli win 3-1 on aggregate</i>			
14/05/13	<b>Beijing FC (CHN)</b>	0-0	<b>FC Seoul (KOR)</b>
21/05/13	<b>FC Seoul (KOR)</b>	3-1	<b>Beijing FC (CHN)</b>
<i>FC Seoul win 3-1 on aggregate</i>			
14/05/13	<b>Buriram United (THA)</b>	2-1	<b>Bunyodkor (UZB)</b>
21/05/13	<b>Bunyodkor (UZB)</b>	0-0	<b>Buriram United (THA)</b>
<i>Buriram win 2-1 on aggregate</i>			
15/05/13	<b>Al Shabab Al Arabi (UAE)</b>	2-4	<b>Esteghlal (IRN)</b>
22/05/13	<b>Esteghlal (IRN)</b>	0-0	<b>Al Shabab Al Arabi (UAE)</b>
<i>Esteghlal win 4-2 on aggregate</i>			
15/05/13	<b>Al Hilal (KSA)</b>	0-1	<b>Lekhwiya (QAT)</b>
22/05/13	<b>Lekhwiya (QAT)</b>	2-2	<b>Al Hilal (KSA)</b>
<i>Lekhwiya win 3-2 on aggregate</i>			
15/05/13	<b>Central Coast Mariners (AUS)</b>	1-2	<b>Guangzhou Evergrande (CHN)</b>
22/05/13	<b>Guangzhou Evergrande (CHN)</b>	3-0	<b>Central Coast Mariners (AUS)</b>
<i>Guangzhou Evergrande win 5-1 on aggregate</i>			
15/05/13	<b>Jeonbuk Hyundai Motors (KOR)</b>	0-2	<b>Kashiwa Reysol (JPN)</b>
22/05/13	<b>Kashiwa Reysol (JPN)</b>	3-2	<b>Jeonbuk Hyundai Motors (KOR)</b>
<i>Kashiwa Reysol win 5-2 on aggregate</i>			

# GROUP STAGE RESULTS

Group A							
	P	W	D	L	F	A	Pts
Al Shabab (KSA)	6	4	1	1	7	5	13
El Jaish (QAT)	6	3	2	1	14	9	11
Al Jazira (UAE)	6	1	2	3	7	10	5
Tractorsazi Tabriz (IRN)	6	1	1	4	8	12	4
26/02/13	Al Shabab Tractorsazi Tabriz	2-0 3-1	El Jaish Al Jazira				
12/03/13	El Jaish Al Jazira	3-3 1-1	Tractorsazi Tabriz Al Shabab				
02/04/13	El Jaish Al Shabab	3-1 1-0	Al Jazira Tractorsazi Tabriz				
10/04/13	Al Jazira Tractorsazi Tabriz	1-1 0-1	El Jaish Al Shabab				
24/04/13	El Jaish Al Jazira	3-0 2-0	Al Shabab Tractorsazi Tabriz				
01/05/13	Al Shabab Tractorsazi Tabriz	2-1 2-4	Al Jazira El Jaish				

Group B							
	P	W	D	L	F	A	Pts
Lekhwiya (QAT)	6	3	2	1	10	7	11
Al Shabab Al Arabi (UAE)	6	3	0	3	8	9	9
Al Ettifaq (KSA)	6	2	1	3	6	5	7
Pakhtakor (UZB)	6	2	1	3	6	9	7
26/02/13	Lekhwiya Pakhtakor	2-1 1-0	Al Shabab Al Arabi Al Ettifaq				
12/03/13	Al Shabab Al Arabi Al Ettifaq	0-1 0-0	Pakhtakor Lekhwiya				
03/04/13	Al Shabab Al Arabi Lekhwiya	1-0 3-1	Al Ettifaq Pakhtakor				
09/04/13	Al Ettifaq Pakhtakor	4-1 2-2	Al Shabab Al Arabi Lekhwiya				
24/04/13	Al Shabab Al Arabi Al Ettifaq	3-1 2-0	Lekhwiya Pakhtakor				
01/05/13	Lekhwiya Pakhtakor	2-0 1-2	Al Ettifaq Al Shabab Al Arabi				
Al Ettifaq finished ahead of Pakhtakor due to better record in head-to-head matches.							

Group C							
	P	W	D	L	F	A	Pts
Al Ahli (KSA)	6	4	2	0	16	8	14
Al Gharafa (QAT)	6	3	1	2	13	11	10
Sepahan (IRN)	6	3	0	3	12	13	9
Al Nasr (UAE)	6	0	1	5	7	16	1
27/02/13	Sepahan Al Ahli	3-0 2-0	Al Nasr Al Gharafa				
13/03/13	Al Nasr Al Gharafa	1-2 3-1	Al Ahli Sepahan				
02/04/13	Al Nasr Sepahan	2-4 2-4	Al Gharafa Al Ahli				
10/04/13	Al Gharafa Al Ahli	3-1 4-1	Al Nasr Sepahan				
23/04/13	Al Nasr Al Gharafa	1-2 2-2	Sepahan Al Ahli				
30/04/13	Sepahan Al Ahli	3-1 2-2	Al Gharafa Al Nasr				

Group D							
	P	W	D	L	F	A	Pts
Esteghlal (IRN)	6	4	1	1	11	5	13
Al Hilal (KSA)	6	4	0	2	10	6	12
Al Ain FC (UAE)	6	2	0	4	6	9	6
Al Rayyan SC (QAT)	6	1	1	4	7	14	4
27/02/13	Al Ain FC Al Rayyan SC	3-1 3-3	Al Hilal Esteghlal				
13/03/13	Al Hilal Esteghlal	3-1 2-0	Al Rayyan SC Al Ain FC				
03/04/13	Al Hilal Al Ain FC	1-2 2-1	Esteghlal Al Rayyan SC				
09/04/13	Esteghlal Al Rayyan SC	0-1 2-1	Al Hilal Al Ain FC				
23/04/13	Al Hilal Esteghlal	2-0 3-0	Al Ain FC Al Rayyan SC				
30/04/13	Al Ain FC Al Rayyan SC	0-1 0-2	Esteghlal Al Hilal				

# GROUP STAGE RESULTS

## Group E

	P	W	D	L	F	A	Pts
FC Seoul (KOR)	6	3	2	1	11	5	11
Buriram United (THA)	6	1	4	1	6	6	7
Jiangsu Saiky (CHN)	6	2	1	3	5	10	7
Vegalta Sendai (JPN)	6	1	3	2	5	6	6
26/02/13	FC Seoul Vegalta Sendai		5-1 1-1	Jiangsu Saiky Buriram United			
12/03/13	Jiangsu Saiky Buriram United		0-0 0-0	Vegalta Sendai FC Seoul			
02/04/13	Jiangsu Saiky FC Seoul		2-0 2-1	Buriram United Vegalta Sendai			
10/04/13	Buriram United Vegalta Sendai		2-0 1-0	Jiangsu Saiky FC Seoul			
24/04/13	Jiangsu Saiky Buriram United		0-2 1-1	FC Seoul Vegalta Sendai			
01/05/13	FC Seoul Vegalta Sendai		2-2 1-2	Buriram United Jiangsu Saiky			
Buriram United finished ahead of Jiangsu Saiky due to better goal difference.							

## Group G

	P	W	D	L	F	A	Pts
Bunyodkor (UZB)	6	2	4	0	6	3	10
Beijing FC (CHN)	6	2	3	1	4	2	9
Pohang Steelers (KOR)	6	1	4	1	5	6	7
Sanfrecce Hiroshima (JPN)	6	0	3	3	2	6	3
27/02/13	Sanfrecce Hiroshima Pohang Steelers		0-2 0-0	Bunyodkor Beijing FC			
13/03/13	Bunyodkor Beijing FC		2-2 2-1	Pohang Steelers Sanfrecce Hiroshima			
02/04/13	Bunyodkor Sanfrecce Hiroshima		0-0 0-1	Beijing FC Pohang Steelers			
10/04/13	Beijing FC Pohang Steelers		0-1 1-1	Bunyodkor Sanfrecce Hiroshima			
23/04/13	Bunyodkor Beijing FC		0-0 2-0	Sanfrecce Hiroshima Pohang Steelers			
30/04/13	Sanfrecce Hiroshima Pohang Steelers		0-0 1-1	Beijing FC Bunyodkor			

## Group F

	P	W	D	L	F	A	Pts
Guangzhou Evergrande (CHN)	6	3	2	1	14	5	11
Jeonbuk Hyundai Motors (KOR)	6	2	4	0	10	6	10
Urawa Red Diamonds (JPN)	6	3	1	2	11	11	10
Muangthong United (THA)	6	0	1	5	4	17	1
26/02/13	Guangzhou Evergrande Muangthong United		3-0 2-2	Urawa Red Diamonds Jeonbuk Hyundai Motors			
12/03/13	Urawa Red Diamonds Jeonbuk Hyundai Motors		4-1 1-1	Muangthong United Guangzhou Evergrande			
03/04/13	Urawa Red Diamonds Guangzhou Evergrande		1-3 4-0	Jeonbuk Hyundai Motors Muangthong United			
09/04/13	Jeonbuk Hyundai Motors Muangthong United		2-2 1-4	Urawa Red Diamonds Guangzhou Evergrande			
24/04/13	Urawa Red Diamonds Jeonbuk Hyundai Motors		3-2 2-0	Guangzhou Evergrande Muangthong United			
01/05/13	Guangzhou Evergrande Muangthong United		0-0 0-1	Jeonbuk Hyundai Motors Urawa Red Diamonds			
Jeonbuk Hyundai Motors finished ahead of Urawa Red Diamonds due to better record in head-to-head matches.							

## Group H

	P	W	D	L	F	A	Pts
Kashiwa Reysol (JPN)	6	4	2	0	14	4	14
Central Coast Mariners (AUS)	6	2	1	3	5	9	7
Guizhou Renhe (CHN)	6	1	3	2	6	7	6
Suwon Samsung Bluewings (KOR)	6	0	4	2	4	9	4
27/02/13	Central Coast Mariners Guizhou Renhe		0-0 0-1	Suwon Samsung Bluewings Kashiwa Reysol			
13/03/13	Suwon Samsung Bluewings Kashiwa Reysol		0-0 3-1	Guizhou Renhe Central Coast Mariners			
03/04/13	Suwon Samsung Bluewings Central Coast Mariners		2-6 2-1	Kashiwa Reysol Guizhou Renhe			
09/04/13	Kashiwa Reysol Guizhou Renhe		0-0 2-1	Suwon Samsung Bluewings Central Coast Mariners			
23/04/13	Suwon Samsung Bluewings Kashiwa Reysol		0-1 1-1	Central Coast Mariners Guizhou Renhe			
30/04/13	Central Coast Mariners Guizhou Renhe		0-3 2-2	Kashiwa Reysol Suwon Samsung Bluewings			



# PLAYOFF RESULTS

West			
09/02/13	Sabaye Qom (IRN)	1-1	Al Shabab Al Arabi (UAE)
<i>After extra-time. FT: 1-1. Al Shabab Al Arabi win 5-3 on penalties</i>			
	Al Nasr (UAE)	3-2	Lokomotiv (UZB)
East			
13/02/13	Buriram United (THA)	0-0	Brisbane Roar (AUS)
<i>After extra-time. Buriram United win 3-0 on penalties</i>			



Guangzhou Evergrande captain Zheng Zhi receives the AFC Champions League trophy from AFC President Shaikh Salman Bin Ebrahim Al Khalifa.



AFC  
**CHAMPIONS  
LEAGUE**

**2012**





HYUNDAI  
HEAVY INDUSTRIES CO., LTD.  
17

TOYOTA

The winner of  
**AFC CHAMPIONS LEAGUE**  
Invitation to  
FIFA Club World Cup Japan 2012 presented by  
 **TOYOTA**

# 2012 AFC CHAMPIONS LEAGUE

Final		Ulsan Munsu Football Stadium, Ulsan	
10/11/12	<b>Ulsan Hyundai FC (KOR)</b> Kwak Tae-hwi 13, Rafinha 68, Kim Seung-yong 75	3-0	<b>Al Ahli (KSA)</b>
Semi-Finals			
24/10/12	<b>Al Ittihad (KSA)</b>	1-0	<b>Al Ahli (KSA)</b>
31/10/12	<b>Al Ahli (KSA)</b>	2-0	<b>Al Ittihad (KSA)</b>
<i>Al Ahli win 2-1 on aggregate</i>			
24/10/12	<b>Bunyodkor (UZB)</b>	1-3	<b>Ulsan Hyundai FC (KOR)</b>
31/10/12	<b>Ulsan Hyundai FC (KOR)</b>	2-0	<b>Bunyodkor (UZB)</b>
<i>Ulsan Hyundai FC win 5-1 on aggregate</i>			
Quarter-Finals			
19/09/12	<b>Al Ittihad (KSA)</b>	4-2	<b>Guangzhou Evergrande (CHN)</b>
02/10/12	<b>Guangzhou Evergrande (CHN)</b>	2-1	<b>Al Ittihad (KSA)</b>
<i>Al Ittihad win 5-4 on aggregate</i>			
19/09/12	<b>Sepahan (IRN)</b>	0-0	<b>Al Ahli (KSA)</b>
02/10/12	<b>Al Ahli (KSA)</b>	4-1	<b>Sepahan (IRN)</b>
<i>Al Ahli win 4-1 on aggregate</i>			
19/09/12	<b>Adelaide United (AUS)</b>	2-2	<b>Bunyodkor (UZB)</b>
03/10/12	<b>Bunyodkor (UZB)</b>	3-2	<b>Adelaide United (AUS)</b>
<i>After extra-time. FT: 2-2. Bunyodkor win 5-4 on aggregate</i>			
19/09/12	<b>Ulsan Hyundai FC (KOR)</b>	1-0	<b>Al Hilal (KSA)</b>
03/10/12	<b>Al Hilal (KSA)</b>	0-4	<b>Ulsan Hyundai FC (KOR)</b>
<i>Ulsan Hyundai FC win 5-0 on aggregate</i>			
Round of 16			
22/05/12	<b>Al Jazira (UAE)</b>	3-3	<b>Al Ahli (KSA)</b>
<i>After extra-time. FT: 2-2. Al Ahli win 4-2 on penalties</i>			
	<b>Sepahan (IRN)</b>	2-0	<b>Esteghlal (IRN)</b>
23/05/12	<b>Al Ittihad (KSA)</b>	3-0	<b>Persepolis (IRN)</b>
	<b>Al Hilal (KSA)</b>	7-1	<b>Baniyas (UAE)</b>
29/05/12	<b>Adelaide United (AUS)</b>	1-0	<b>Nagoya Grampus (JPN)</b>
	<b>Seongnam Ilhwa Chunma (KOR)</b>	0-1	<b>Bunyodkor (UZB)</b>
30/05/12	<b>Ulsan Hyundai FC (KOR)</b>	3-2	<b>Kashiwa Reysol (JPN)</b>
	<b>Guangzhou Evergrande (CHN)</b>	1-0	<b>FC Tokyo (JPN)</b>

# GROUP STAGE RESULTS

Group A							
	P	W	D	L	F	A	Pts
Al Jazira (UAE)	6	5	1	0	18	10	16
Esteghlal (IRN)	6	3	2	1	8	3	11
Al Rayyan SC (QAT)	6	2	0	4	9	12	6
Nasaf (UZB)	6	0	1	5	4	14	1
06/03/12	Al Rayyan SC	0-1	Esteghlal				
07/03/12	Nasaf	2-4	Al Jazira				
20/03/12	Esteghlal Al Jazira	0-0 3-2	Nasaf Al Rayyan SC				
03/04/12	Esteghlal Al Rayyan SC	1-2 3-1	Al Jazira Nasaf				
18/04/12	Al Jazira Nasaf	1-1 0-1	Esteghlal Al Rayyan SC				
02/05/12	Esteghlal Al Jazira	3-0 4-1	Al Rayyan SC Nasaf				
16/05/12	Al Rayyan SC Al Jazira	3-4 0-2	Al Jazira Esteghlal				

Group B							
	P	W	D	L	F	A	Pts
Al Ittihad (KSA)	6	5	1	0	13	4	16
Baniyas (UAE)	6	3	2	1	9	2	11
Pakhtakor (UZB)	6	2	1	3	6	10	7
Al Arabi (QAT)	6	0	0	6	4	16	0
06/03/12	Al Ittihad Baniyas	4-0 2-0	Pakhtakor Al Arabi				
20/03/12	Pakhtakor Al Arabi	1-1 1-3	Baniyas Al Ittihad				
04/04/12	Pakhtakor Al Ittihad	3-1 1-0	Al Arabi Baniyas				
17/04/12	Al Arabi Baniyas	0-1 0-0	Pakhtakor Al Ittihad				
02/05/12	Pakhtakor Al Arabi	1-2 0-4	Al Ittihad Baniyas				
16/05/12	Al Ittihad Baniyas	3-2 2-0	Al Arabi Pakhtakor				

Group C							
	P	W	D	L	F	A	Pts
Sepahan (IRN)	6	4	1	1	9	4	13
Al Ahli (KSA)	6	3	1	2	10	6	10
Al Nasr (UAE)	6	2	0	4	6	11	6
Lekhwiya (QAT)	6	2	0	4	5	9	6
07/03/12	Sepahan Lekhwiya	1-0 1-0	Al Nasr Al Ahli				
21/03/12	Al Nasr Al Ahli	2-1 1-1	Lekhwiya Sepahan				
03/04/12	Al Nasr Sepahan	1-2 2-1	Al Ahli Lekhwiya				
18/04/12	Al Ahli Lekhwiya	3-1 1-0	Al Nasr Sepahan				
01/05/12	Al Nasr Al Ahli	0-3 3-0	Sepahan Lekhwiya				
15/05/12	Sepahan Lekhwiya	2-1 1-2	Al Ahli Al Nasr				
Al Nasr finished ahead of Lekhwiya due to better record in head-to-head matches.							

Group D							
	P	W	D	L	F	A	Pts
Al Hilal (KSA)	6	3	3	0	10	7	12
Persepolis (IRN)	6	3	2	1	14	5	11
Al Charafa (QAT)	6	1	3	2	7	10	6
Al Shabab Al Arabi (UAE)	6	0	2	4	5	14	2
07/03/12	Al Shabab Al Arabi Al Hilal	0-0 1-1	Al Charafa Persepolis				
21/03/12	Al Charafa Persepolis	3-3 6-1	Al Hilal Al Shabab Al Arabi				
04/04/12	Al Charafa Al Shabab Al Arabi	0-3 1-1	Persepolis Al Hilal				
17/04/12	Persepolis Al Hilal	1-1 2-1	Al Charafa Al Shabab Al Arabi				
01/05/12	Al Charafa Persepolis	2-1 0-1	Al Shabab Al Arabi Al Hilal				
15/05/12	Al Shabab Al Arabi Al Hilal	1-3 2-1	Persepolis Al Charafa				

# GROUP STAGE RESULTS

Group E							
	P	W	D	L	F	A	Pts
Adelaide United (AUS)	6	4	1	1	7	2	13
Bunyodkor (UZB)	6	3	1	2	8	7	10
Pohang Steelers (KOR)	6	3	0	3	6	4	9
Gamba Osaka (JPN)	6	1	0	5	5	13	3

06/03/12	Gamba Osaka Bunyodkor	0-3 1-2	Pohang Steelers Adelaide United
20/03/12	Pohang Steelers Adelaide United	0-2 2-0	Bunyodkor Gamba Osaka
03/04/12	Pohang Steelers Gamba Osaka	1-0 3-1	Adelaide United Bunyodkor
18/04/12	Adelaide United Bunyodkor	1-0 3-2	Pohang Steelers Gamba Osaka
02/05/12	Pohang Steelers Adelaide United	2-0 0-0	Gamba Osaka Bunyodkor
16/05/12	Gamba Osaka Bunyodkor	0-2 1-0	Adelaide United Pohang Steelers

Group F							
	P	W	D	L	F	A	Pts
Ulsan Hyundai FC (KOR)	6	4	2	0	11	7	14
FC Tokyo (JPN)	6	3	2	1	12	6	11
Brisbane Roar (AUS)	6	0	3	3	6	11	3
Beijing FC (CHN)	6	0	3	3	6	11	3

06/03/12	Ulsan Hyundai FC Brisbane Roar	2-1 0-2	Beijing FC FC Tokyo
20/03/12	Beijing FC FC Tokyo	1-1 2-2	Brisbane Roar Ulsan Hyundai FC
04/04/12	Beijing FC Ulsan Hyundai FC	1-1 1-1	FC Tokyo Brisbane Roar
17/04/12	FC Tokyo Brisbane Roar	3-0 1-2	Beijing FC Ulsan Hyundai FC
15/05/12	Beijing FC FC Tokyo	2-3 4-2	Ulsan Hyundai FC Brisbane Roar
16/05/12	Ulsan Hyundai FC Brisbane Roar	1-0 1-1	FC Tokyo Beijing FC

Group G							
	P	W	D	L	F	A	Pts
Seongnam Ilhwa Chunma (KOR)	6	2	4	0	13	5	10
Nagoya Grampus (JPN)	6	2	4	0	10	4	10
Central Coast Mariners (AUS)	6	1	3	2	7	11	6
Tianjin Teda (CHN)	6	0	3	3	2	12	3

07/03/12	Tianjin Teda Nagoya Grampus	0-0 2-2	Central Coast Mariners Seongnam Ilhwa Chunma
21/03/12	Central Coast Mariners Seongnam Ilhwa Chunma	1-1 1-1	Nagoya Grampus Tianjin Teda
03/04/12	Central Coast Mariners Tianjin Teda	1-1 0-3	Seongnam Ilhwa Chunma Nagoya Grampus
18/04/12	Seongnam Ilhwa Chunma Nagoya Grampus	5-0 0-0	Central Coast Mariners Tianjin Teda
01/05/12	Central Coast Mariners Seongnam Ilhwa Chunma	5-1 1-1	Tianjin Teda Nagoya Grampus
15/05/12	Tianjin Teda Nagoya Grampus	0-3 3-0	Seongnam Ilhwa Chunma Central Coast Mariners

Seongnam Ilhwa Chunma finished ahead of Nagoya Grampus due to better goal difference.

Group H							
	P	W	D	L	F	A	Pts
Guangzhou Evergrande (CHN)	6	3	1	2	12	8	10
Kashiwa Reysol (JPN)	6	3	1	2	11	7	10
Jeonbuk Hyundai Motors (KOR)	6	3	0	3	10	15	9
Buriram United (THA)	6	2	0	4	8	11	6

07/03/12	Buriram United Jeonbuk Hyundai Motors	3-2 1-5	Kashiwa Reysol Guangzhou Evergrande
21/03/12	Kashiwa Reysol Guangzhou Evergrande	5-1 1-2	Jeonbuk Hyundai Motors Buriram United
03/04/12	Kashiwa Reysol Buriram United	0-0 0-2	Guangzhou Evergrande Jeonbuk Hyundai Motors
18/04/12	Guangzhou Evergrande Jeonbuk Hyundai Motors	3-1 3-2	Kashiwa Reysol Buriram United
01/05/12	Kashiwa Reysol Guangzhou Evergrande	1-0 1-3	Buriram United Jeonbuk Hyundai Motors
15/05/12	Buriram United Jeonbuk Hyundai Motors	1-2 0-2	Guangzhou Evergrande Kashiwa Reysol

Guangzhou Evergrande finished ahead of Kashiwa Reysol due to better record in head-to-head matches



# PLAYOFF RESULTS

West			
10/02/12	Esteghlal (IRN)	2-0	Zobahan FC (IRN)
18/02/12	Esteghlal (IRN)	3-1	Al Ettifaq (KSA)
	Al Shabab Al Arabi (UAE)	3-0	Neftchi (UZB)
East			
16/02/12	Adelaide United (AUS)	3-0	Persipura Jayapura (IDN)
18/02/12	Pohang Steelers (KOR)	2-0	Chonburi FC (THA)



Ulsan Hyundai FC players celebrate with the AFC Champions League trophy after their victory in the 2012 Final.



**2011**



# CHAMPIONS



# 2011 AFC CHAMPIONS LEAGUE

Final		Jeonju World Cup Stadium, Jeonju	
04/11/11	<b>Jeonbuk Hyundai Motors (KOR)</b> Eninho 19, Lee Sung-hyun 90+2	2-2	Al Sadd (QAT) Sim Woo-yeon 30-og, Abdul Kader Keita 61
<i>After extra-time. Al Sadd win 4-2 on penalties</i>			
Semi-Finals			
19/10/11	<b>Suwon Samsung Bluewings (KOR)</b>	0-2	<b>Al Sadd (QAT)</b>
26/10/11	<b>Al Sadd (QAT)</b>	0-1	<b>Suwon Samsung Bluewings (KOR)</b>
<i>Al Sadd win 2-1 on aggregate</i>			
19/10/11	<b>Al Ittihad (KSA)</b>	2-3	<b>Jeonbuk Hyundai Motors (KOR)</b>
26/10/11	<b>Jeonbuk Hyundai Motors (KOR)</b>	2-1	<b>Al Ittihad (KSA)</b>
<i>Jeonbuk Hyundai Motors win 5-3 on aggregate</i>			
Quarter-Finals			
14/09/11	<b>Cerezo Osaka (JPN)</b>	4-3	<b>Jeonbuk Hyundai Motors (KOR)</b>
27/09/11	<b>Jeonbuk Hyundai Motors (KOR)</b>	6-1	<b>Cerezo Osaka (JPN)</b>
<i>Jeonbuk Hyundai Motors win 9-5 on aggregate</i>			
14/09/11	<b>Al Ittihad (KSA)</b>	3-1	<b>FC Seoul (KOR)</b>
27/09/11	<b>FC Seoul (KOR)</b>	1-0	<b>Al Ittihad (KSA)</b>
<i>Al Ittihad win 3-2 on aggregate</i>			
14/09/11	<b>Sepahan (IRN)</b>	0-3	<b>Al Sadd (QAT)</b>
<i>Match awarded to Al Sadd as Sepahan fielded an ineligible player</i>			
28/09/11	<b>Al Sadd (QAT)</b>	1-2	<b>Sepahan (IRN)</b>
<i>Al Sadd win 4-2 on aggregate</i>			
14/09/11	<b>Suwon Samsung Bluewings (KOR)</b>	1-1	<b>Zobahan FC (IRN)</b>
28/09/11	<b>Zobahan FC (IRN)</b>	1-2	<b>Suwon Samsung Bluewings (KOR)</b>
<i>After extra-time. FT: 1-1. Suwon Samsung Bluewings win 3-2 on aggregate</i>			
Round of 16			
24/05/11	<b>Sepahan (IRN)</b>	3-1	<b>Bunyodkor (UZB)</b>
	<b>Al Ittihad (KSA)</b>	3-1	<b>Al Hilal (KSA)</b>
	<b>Gamba Osaka (JPN)</b>	0-1	<b>Cerezo Osaka (JPN)</b>
	<b>Jeonbuk Hyundai Motors (KOR)</b>	3-0	<b>Tianjin Teda (CHN)</b>
25/05/11	<b>Al Sadd (QAT)</b>	1-0	<b>Al Shabab (KSA)</b>
	<b>Zobahan FC (IRN)</b>	4-1	<b>Al Nassr (KSA)</b>
	<b>FC Seoul (KOR)</b>	3-0	<b>Kashima Antlers (JPN)</b>
	<b>Suwon Samsung Bluewings (KOR)</b>	2-0	<b>Nagoya Grampus (JPN)</b>

# GROUP STAGE RESULTS

Group A							
	P	W	D	L	F	A	Pts
Sepahan (IRN)	6	4	1	1	14	5	13
Al Hilal (KSA)	6	4	1	1	11	6	13
Al Charafa (QAT)	6	2	1	3	6	7	7
Al Jazira (UAE)	6	0	1	5	7	20	1
01/03/11	Al Hilal Al Jazira	1-2 0-0	Sepahan Al Charafa				
15/03/11	Sepahan Al Charafa	5-1 0-1	Al Jazira Al Hilal				
05/04/11	Sepahan Al Hilal	2-0 3-1	Al Charafa Al Jazira				
20/04/11	Al Charafa Al Jazira	1-0 2-3	Sepahan Al Hilal				
04/05/11	Sepahan Al Charafa	1-1 5-2	Al Hilal Al Jazira				
11/05/11	Al Hilal Al Jazira	2-0 1-4	Al Charafa Sepahan				
Sepahan finished ahead of Al Hilal due to better record in head-to-head matches.							

Group B							
	P	W	D	L	F	A	Pts
Al Sadd (QAT)	6	2	4	0	8	6	10
Al Nassr (KSA)	6	2	2	2	10	7	8
Esteghlal (IRN)	6	2	2	2	11	10	8
Pakhtakor (UZB)	6	1	2	3	8	14	5
01/03/11	Esteghlal Pakhtakor	1-1 2-2	Al Sadd Al Nassr				
15/03/11	Nassr	2-1	Esteghlal				
16/03/11	Al Sadd	2-1	Pakhtakor				
05/04/11	Al Sadd	1-0	Al Nassr				
06/04/11	Esteghlal	4-2	Pakhtakor				
19/04/11	Al Nassr Pakhtakor	1-1 2-1	Al Sadd Esteghlal				
03/05/11	Al Sadd	2-2	Esteghlal				
04/05/11	Al Nassr	4-0	Pakhtakor				
11/05/11	Esteghlal Pakhtakor	2-1 1-1	Al Nassr Al Sadd				
Nassr finished ahead of Esteghlal due to better goal difference							

Group C							
	P	W	D	L	F	A	Pts
Al Ittihad (KSA)	6	3	2	1	10	5	11
Bunyodkor (UZB)	6	2	3	1	8	6	9
Al Wahda (UAE)	6	1	3	2	6	8	6
Piroozi/ Persepolis (IRN)	6	1	2	3	6	11	5
02/03/11	Al Wahda Al Ittihad	1-1 3-1	Bunyodkor Piroozi/Persepolis				
16/03/11	Bunyodkor Piroozi/ Persepolis	0-1 1-1	Al Ittihad Al Wahda				
05/04/11	Bunyodkor Al Wahda	0-0 0-3	Piroozi/ Persepolis Al Ittihad				
20/04/11	Piroozi/ Persepolis Al Ittihad	1-3 0-0	Bunyodkor Al Wahda				
03/05/11	Bunyodkor Piroozi/ Persepolis	3-2 3-2	Al Wahda Al Ittihad				
10/05/11	Al Wahda Al Ittihad	2-0 1-1	Piroozi/ Persepolis Bunyodkor				

Group D							
	P	W	D	L	F	A	Pts
Zobahan FC (IRN)	6	4	1	1	7	3	13
Al Shabab (KSA)	6	3	2	1	8	4	11
Emirates (UAE)	6	2	0	4	6	10	6
Al Rayyan SC (QAT)	6	1	1	4	4	8	4
02/03/11	Al Rayyan SC Zobahan FC	1-1 2-1	Al Shabab Emirates				
16/03/11	Al Shabab Emirates	0-0 2-0	Zobahan FC Al Rayyan SC				
06/04/11	Al Shabab Al Rayyan SC	4-1 1-3	Emirates Zobahan FC				
19/04/11	Emirates Zobahan FC	2-1 1-0	Al Shabab Al Rayyan SC				
03/05/11	Al Shabab Emirates	1-0 0-1	Al Rayyan SC Zobahan FC				
10/05/11	Al Rayyan SC Zobahan FC	2-0 0-1	Emirates Al Shabab				

# GROUP STAGE RESULTS

Group E							
	P	W	D	L	F	A	Pts
Gamba Osaka (JPN)	6	3	1	2	13	7	10
Tianjin Teda (CHN)	6	3	1	2	8	6	10
Jeju United (KOR)	6	2	1	3	6	10	7
Melbourne Victory (AUS)	6	1	3	2	7	11	6
01/03/11	Jeju United Gamba Osaka		0-1 5-1	Tianjin Teda Melbourne Victory			
15/03/11	Tianjin Teda Melbourne Victory		2-1 1-2	Gamba Osaka Jeju United			
05/04/11	Tianjin Teda Jeju United		1-1 2-1	Melbourne Victory Gamba Osaka			
20/04/11	Melbourne Victory Gamba Osaka		2-1 3-1	Tianjin Teda Jeju United			
04/05/11	Tianjin Teda Melbourne Victory		3-0 1-1	Jeju United Gamba Osaka			
11/05/11	Jeju United Gamba Osaka		1-1 2-0	Melbourne Victory Tianjin Teda			
Gamba Osaka finished ahead of Tianjin Teda due to better record in head-to-head matches.							

Group F							
	P	W	D	L	F	A	Pts
FC Seoul (KOR)	6	3	2	1	9	4	11
Nagoya Grampus (JPN)	6	3	1	2	9	6	10
Al Ain FC (UAE)	6	2	1	3	4	9	7
Hangzhou Greentown (CHN)	6	1	2	3	3	6	5
01/03/11	Hangzhou Greentown		2-0	Nagoya Grampus			
02/03/11	Al Ain FC		0-1	FC Seoul			
15/03/11	FC Seoul		3-0	Hangzhou Greentown			
06/04/11	Nagoya Grampus Hangzhou Greentown		1-1 0-0	FC Seoul Al Ain FC			
12/04/11	Nagoya Grampus		4-0	Al Ain FC			
19/04/11	FC Seoul Al Ain FC		0-2 1-0	Nagoya Grampus Hangzhou Greentown			
04/05/11	Nagoya Grampus FC Seoul		1-0 3-0	Hangzhou Greentown Al Ain FC			
11/05/11	Hangzhou Greentown Al Ain FC		1-1 3-1	FC Seoul Nagoya Grampus			

Group G							
	P	W	D	L	F	A	Pts
Jeonbuk Hyundai Motors (KOR)	6	5	0	1	14	2	15
Cerezo Osaka (JPN)	6	4	0	2	11	4	12
Shandong Luneng FC (CHN)	6	2	1	3	9	8	7
Arema Indonesia (IDN)	6	0	1	5	2	22	1
02/03/11	Cerezo Osaka Jeonbuk Hyundai Motors		2-1 1-0	Arema Indonesia Shandong Luneng FC			
16/03/11	Arema Indonesia Shandong Luneng FC		0-4 2-0	Jeonbuk Hyundai Motors Cerezo Osaka			
05/04/11	Arema Indonesia Cerezo Osaka		1-1 1-0	Shandong Luneng FC Jeonbuk Hyundai Motors			
20/04/11	Shandong Luneng FC Jeonbuk Hyundai Motors		5-0 1-0	Arema Indonesia Cerezo Osaka			
03/05/11	Arema Indonesia Shandong Luneng FC		0-4 1-2	Cerezo Osaka Jeonbuk Hyundai Motors			
10/05/11	Cerezo Osaka Jeonbuk Hyundai Motors		4-0 6-0	Shandong Luneng FC Arema Indonesia			

Group H							
	P	W	D	L	F	A	Pts
Suwon Samsung Bluewings (KOR)	6	3	3	0	12	3	12
Kashima Antlers (JPN)	6	3	3	0	9	3	12
Sydney FC (AUS)	6	1	2	3	6	11	5
Shanghai Shenhua (CHN)	6	0	2	4	3	13	2
02/03/11	Sydney FC Shanghai Shenhua		0-0 0-0	Suwon Samsung Bluewings Kashima Antlers			
16/03/11	Suwon Samsung Bluewings		4-0	Shanghai Shenhua			
06/04/11	Suwon Samsung Bluewings Sydney FC		1-1 1-1	Kashima Antlers Shanghai Shenhua			
13/04/11	Sydney FC		0-3	Kashima Antlers			
19/04/11	Kashima Antlers Shanghai Shenhua		1-1 2-3	Suwon Samsung Bluewings Sydney FC			
03/05/11	Suwon Samsung Bluewings Kashima Antlers		3-1 2-0	Sydney FC Shanghai Shenhua			
10/05/11	Kashima Antlers Shanghai Shenhua		2-1 0-3	Sydney FC Suwon Samsung Bluewings			
Suwon Samsung Bluewings finished ahead of Kashima Antlers due to better goal difference.							



# PLAYOFF RESULTS

West			
12/02/11	Al Sadd (QAT)	5-1	Al Ittihad (SYR)
19/02/11	Al Sadd (QAT)	2-0	Dempo (IND)
East			
12/02/11	Sriwijaya (IDN)	2-2	Muangthong United (THA)
<i>After extra-time. FT: 1-1. Sriwijaya win 7-6 on penalties</i>			
19/02/11	Sriwijaya (IDN)	0-4	Al Ain FC (UAE)



Al Sadd captain Abdulla Koni lifts the AFC Champions League trophy after the Qatari club beat Jeonbuk Hyundai Motors in a penalty shootout in the Final.



**2010**



# 2010 AFC CHAMPIONS LEAGUE

Final		National Stadium, Tokyo	
13/11/10	<b>Seongnam Ilhwa Chunma (KOR)</b> Sasa Ognenovski 29, Cho Byung-kuk 53, Kim Cheol-ho 83	3-1	<b>Zobahan FC (IRN)</b> Mohammadreza Khalatbari 67
Semi-Finals			
05/10/10	<b>Al Shabab (KSA)</b>	4-3	<b>Seongnam Ilhwa Chunma (KOR)</b>
20/10/10	<b>Seongnam Ilhwa Chunma (KOR)</b>	1-0	<b>Al Shabab (KSA)</b>
<i>Aggregate score 4-4. Seongnam Ilhwa Chunma win on away goals</i>			
06/10/10	<b>Zobahan FC (IRN)</b>	1-0	<b>Al Hilal (KSA)</b>
20/10/10	<b>Al Hilal (KSA)</b>	0-1	<b>Zobahan FC (IRN)</b>
<i>Zobahan FC win 2-0 on aggregate</i>			
Quarter-Finals			
15/09/10	<b>Al Hilal (KSA)</b>	3-0	<b>Al Gharafa (QAT)</b>
22/09/10	<b>Al Gharafa (QAT)</b>	4-2	<b>Al Hilal (KSA)</b>
<i>After extra-time. FT: 3-0. Al Hilal win 5-4 on aggregate</i>			
15/09/10	<b>Zobahan FC (IRN)</b>	2-1	<b>Pohang Steelers (KOR)</b>
22/09/10	<b>Pohang Steelers (KOR)</b>	1-1	<b>Zobahan FC (IRN)</b>
<i>Zobahan FC win 3-2 on aggregate</i>			
15/09/10	<b>Jeonbuk Hyundai Motors (KOR)</b>	0-2	<b>Al Shabab (KSA)</b>
22/09/10	<b>Al Shabab (KSA)</b>	0-1	<b>Jeonbuk Hyundai Motors (KOR)</b>
<i>Al Shabab win 2-1 on aggregate</i>			
15/09/10	<b>Seongnam Ilhwa Chunma (KOR)</b>	4-1	<b>Suwon Samsung Bluewings (KOR)</b>
22/09/10	<b>Suwon Samsung Bluewings (KOR)</b>	2-0	<b>Seongnam Ilhwa Chunma (KOR)</b>
<i>Seongnam Ilhwa Chunma win 4-3 on aggregate</i>			
Round of 16			
11/05/10	<b>Al Gharafa (QAT)</b>	1-0	<b>Pakhtakor (UZB)</b>
	<b>Al Shabab (KSA)</b>	3-2	<b>Esteghlal (IRN)</b>
	<b>Seongnam Ilhwa Chunma (KOR)</b>	3-0	<b>Gamba Osaka (JPN)</b>
	<b>Suwon Samsung Bluewings (KOR)</b>	2-0	<b>Beijing FC (CHN)</b>
12/05/10	<b>Zobahan FC (IRN)</b>	1-0	<b>Mes Kerman (IRN)</b>
	<b>Al Hilal (KSA)</b>	3-0	<b>Bunyodkor (UZB)</b>
	<b>Kashima Antlers (JPN)</b>	0-1	<b>Pohang Steelers (KOR)</b>
	<b>Adelaide United (AUS)</b>	2-3	<b>Jeonbuk Hyundai Motors (KOR)</b>
<i>After extra-time. FT: 2-2</i>			



# GROUP STAGE RESULTS

Group A							
	P	W	D	L	F	A	Pts
Al Gharafa (QAT)	6	4	1	1	11	9	13
Esteghlal (IRN)	6	3	2	1	9	5	11
Al Ahli (KSA)	6	2	0	4	11	9	6
Al Jazira (UAE)	6	1	1	4	6	14	4
23/02/10	Al Jazira Al Ahli	1-2 1-2		Al Gharafa Esteghlal			
09/03/10	Esteghlal Al Gharafa	0-0 3-2		Al Jazira Al Ahli			
23/03/10	Esteghlal Al Ahli	3-0 5-1		0 Al Gharafa Al Jazira			
31/03/10	Al Gharafa Al Jazira	1-1 0-2		Esteghlal Al Ahli			
14/04/10	Esteghlal Al Gharafa	2-1 4-2		Al Ahli Al Jazira			
28/04/10	Al Jazira Al Ahli	2-1 0-1		Esteghlal Al Gharafa			

Group B							
	P	W	D	L	F	A	Pts
Zobahan FC (IRN)	6	4	1	1	8	3	13
Bunyodkor (UZB)	6	3	1	2	10	7	10
Al Ittihad (KSA)	6	2	2	2	9	7	8
Al Wahda (UAE)	6	1	0	5	3	13	3
23/02/10	Bunyodkor Zobahan FC	3-0 1-0		Al Ittihad Al Wahda			
09/03/10	Al Wahda Al Ittihad	1-2 2-2		Bunyodkor Zobahan FC			
24/03/10	Zobahan FC Al Wahda	3-0 0-2		Bunyodkor Al Ittihad			
30/03/10	Bunyodkor Al Ittihad	0-1 4-0		Zobahan FC Al Wahda			
14/04/10	Al Ittihad Al Wahda	1-1 1-0		Bunyodkor Zobahan FC			
28/04/10	Bunyodkor Zobahan FC	4-1 1-0		Al Wahda Al Ittihad			

Group C							
	P	W	D	L	F	A	Pts
Al Shabab (KSA)	6	3	1	2	10	8	10
Pakhtakor (UZB)	6	3	0	3	8	10	9
Sepahan (IRN)	6	2	2	2	5	5	8
Al Ain FC (UAE)	6	2	1	3	8	8	7
24/02/10	Al Ain FC Al Shabab	0-1 1-1		Pakhtakor Sepahan			
10/03/10	Sepahan Pakhtakor	0-0 1-3		Al Ain FC Al Shabab			
23/03/10	Pakhtakor Al Ain FC	2-1 2-1		Sepahan Al Shabab			
31/03/10	Sepahan Al Shabab	2-0 3-2		Pakhtakor Al Ain FC			
13/04/10	Pakhtakor Sepahan	3-2 1-0		Al Ain FC Al Shabab			
27/04/10	Al Ain FC Al Shabab	2-0 2-1		Sepahan Pakhtakor			

Group D							
	P	W	D	L	F	A	Pts
Al Hilal (KSA)	6	3	2	1	11	7	11
Mes Kerman (IRN)	6	3	0	3	13	13	9
Al Sadd (QAT)	6	2	2	2	12	9	8
Al Ahli (UAE)	6	1	2	3	9	16	5
24/02/10	Al Sadd Mes Kerman	0-3 4-2		Al Hilal Al Ahli			
10/03/10	Al Ahli Al Hilal	0-5 3-1		Al Sadd Mes Kerman			
24/03/10	Al Sadd Al Hilal	4-1 1-1		Mes Kerman Al Ahli			
30/03/10	Mes Kerman Al Ahli	3-1 2-3		Al Sadd Al Hilal			
13/04/10	Al Ahli Al Hilal	2-1 0-0		Mes Kerman Al Sadd			
27/04/10	Mes Kerman Al Sadd	3-1 2-2		Al Hilal Al Ahli			

# GROUP STAGE RESULTS

Group E							
	P	W	D	L	F	A	Pts
Seongnam Ilhwa Chunma (KOR)	6	5	0	1	11	6	15
Beijing FC (CHN)	6	3	1	2	7	5	10
Kawasaki Frontale (JPN)	6	2	0	4	8	8	6
Melbourne Victory (AUS)	6	1	1	4	3	10	4
23/02/10	Seongnam Chunma Beijing FC	2-0 1-0	Kawasaki Frontale Melbourne Victory				
09/03/10	Kawasaki Frontale Melbourne Victory	1-3 0-2	Beijing FC Seongnam Chunma				
23/03/10	Seongnam Chunma Kawasaki Frontale	3-1 4-0	Beijing FC Melbourne Victory				
31/03/10	Beijing FC Melbourne Victory	0-1 1-0	Seongnam Chunma Kawasaki Frontale				
14/04/10	Kawasaki Frontale Melbourne Victory	3-0 0-0	Seongnam Chunma Beijing FC				
28/04/10	Seongnam Chunma Beijing FC	3-2 2-0	Melbourne Victory Kawasaki Frontale				

Group G							
	P	W	D	L	F	A	Pts
Suwon Samsung Bluewings (KOR)	6	4	1	1	13	4	13
Gamba Osaka (JPN)	6	3	3	0	11	5	12
Singapore Armed Forces (SIN)	6	1	1	4	6	16	4
Henan Jianye (CHN)	6	0	3	3	3	8	3
24/02/10	Suwon Samsung Bluewings Henan Jianye	0-0 0-0	Gamba Osaka Singapore Armed Forces				
10/03/10	Gamba Osaka Singapore Armed Forces	1-1 0-2	Henan Jianye Suwon Samsung Bluewings				
23/03/10	Singapore Armed Forces Henan Jianye	2-4 0-2	Gamba Osaka Suwon Samsung Bluewings				
31/03/10	Gamba Osaka Suwon Samsung Bluewings	3-0 2-0	Singapore Armed Forces Henan Jianye				
13/04/10	Gamba Osaka Singapore Armed Forces	2-1 2-1	Suwon Samsung Bluewings Henan Jianye				
27/04/10	Suwon Samsung Bluewings Henan Jianye	6-2 1-1	Singapore Armed Forces Gamba Osaka				

Group F							
	P	W	D	L	F	A	Pts
Kashima Antlers (JPN)	6	6	0	0	14	3	18
Jeonbuk Hyundai Motors (KOR)	6	4	0	2	17	6	12
Changchun Yatai (CHN)	6	1	0	5	10	7	3
Persipura Jayapura (IDN)	6	1	0	5	4	29	3
23/02/10	Persipura Jayapura Kashima Antlers	1-4 1-0	Jeonbuk Hyundai Motors Changchun Yatai				
09/03/10	Changchun Yatai Jeonbuk Hyundai Motors	9-0 1-2	Persipura Jayapura Kashima Antlers				
24/03/10	Changchun Yatai Kashima Antlers	1-2 5-0	Jeonbuk Hyundai Motors Persipura Jayapura				
30/03/10	Persipura Jayapura Jeonbuk Hyundai Motors	1-3 1-0	Kashima Antlers Changchun Yatai				
14/04/10	Changchun Yatai Jeonbuk Hyundai Motors	0-1 8-0	Kashima Antlers Persipura Jayapura				
28/04/10	Persipura Jayapura Kashima Antlers	2-0 2-1	Changchun Yatai Jeonbuk Hyundai Motors				
Changchun Yatai finished ahead of Persipura Jayapura due to better record in head-to-head matches.							

Group H							
	P	W	D	L	F	A	Pts
Adelaide United (AUS)	6	3	1	2	6	4	10
Pohang Steelers (KOR)	6	3	1	2	8	7	10
Sanfrece Hiroshima (JPN)	6	3	0	3	11	11	9
Shandong Luneng FC (CHN)	6	2	0	4	5	8	6
24/02/10	Sanfrece Hiroshima Adelaide United	0-1 1-0	Shandong Luneng FC Pohang Steelers				
10/03/10	Shandong Luneng FC Pohang Steelers	0-2 2-1	Adelaide United Sanfrece Hiroshima				
24/03/10	Adelaide United Pohang Steelers	3-2 1-0	Sanfrece Hiroshima Shandong Luneng FC				
30/03/10	Sanfrece Hiroshima Shandong Luneng FC	1-0 1-2	Adelaide United Pohang Steelers				
13/04/10	Shandong Luneng FC Pohang Steelers	2-3 0-0	Sanfrece Hiroshima Adelaide United				
27/04/10	Sanfrece Hiroshima Adelaide United	4-3 0-1	Pohang Steelers Shandong Luneng FC				
Adelaide United finished ahead of Pohang Steelers due to better record in head-to-head matches.							



# PLAYOFF RESULTS

West			
30/01/10	Al Karamah (SYR)	0-1	Al Wahda (UAE)
06/02/10	Al Wahda (UAE)	5-2	Churchill Brothers (IND)
East			
30/01/10	Singapore Armed Forces (SIN)	3-0	Sriwijaya (IDN)
31/01/10	SHB Da Nang (VIE)	0-3	Muangthong United (THA)
06/02/10	Singapore Armed Forces (SIN)	0-0	Muangthong United (THA)
<i>After extra-time. FT: 0-0. Singapore Armed Forces win 4-3 on penalties.</i>			



Seongnam netted 25 goals on their path to the title in 2010.



2009



# 2009 AFC CHAMPIONS LEAGUE

Final		National Stadium, Tokyo	
07/11/09	<b>Al Ittihad (KSA)</b> Mohammed Noor 74	1-2	<b>Pohang Steelers (KOR)</b> No Byung-jun 57, Kim Hyung-il 66
Semi-Finals			
21/10/09	<b>Al Ittihad (KSA)</b>	6-2	<b>Nagoya Grampus (JPN)</b>
28/10/09	<b>Nagoya Grampus (JPN)</b>	1-2	<b>Al Ittihad (KSA)</b>
<i>Al Ittihad win 8-3 on aggregate</i>			
21/10/09	<b>Pohang Steelers (KOR)</b>	2-0	<b>Umm Salal (QAT)</b>
28/10/09	<b>Umm Salal (QAT)</b>	1-2	<b>Pohang Steelers (KOR)</b>
<i>Pohang Steelers win 4-1 on aggregate</i>			
Quarter-Finals			
23/09/09	<b>Umm Salal (QAT)</b>	3-2	<b>FC Seoul (KOR)</b>
30/09/09	<b>FC Seoul (KOR)</b>	1-1	<b>Umm Salal (QAT)</b>
<i>Umm Salal win 4-3 on aggregate</i>			
23/09/09	<b>Kawasaki Frontale (JPN)</b>	2-1	<b>Nagoya Grampus (JPN)</b>
30/09/09	<b>Nagoya Grampus (JPN)</b>	3-1	<b>Kawasaki Frontale (JPN)</b>
<i>Nagoya Grampus win 4-3 on aggregate</i>			
23/09/09	<b>Pakhtakor (UZB)</b>	1-1	<b>Al Ittihad (KSA)</b>
30/09/09	<b>Al Ittihad (KSA)</b>	4-0	<b>Pakhtakor (UZB)</b>
<i>Al Ittihad win 5-1 on aggregate</i>			
23/09/09	<b>Bunyodkor (UZB)</b>	3-1	<b>Pohang Steelers (KOR)</b>
30/09/09	<b>Pohang Steelers (KOR)</b>	4-1	<b>Bunyodkor (UZB)</b>
<i>After extra-time. FT: 3-1. Pohang Steelers win 5-4 on aggregate</i>			
Round of 16			
26/05/09	<b>Al Hilal (KSA)</b>	0-0	<b>Umm Salal (QAT)</b>
<i>After extra-time. FT: 0-0. Umm Salal win 4-3 on penalties</i>			
27/05/09	<b>Piroozji/ Persepolis (IRN)</b>	0-1	<b>Bunyodkor (UZB)</b>
	<b>Al Ettifaq (KSA)</b>	1-2	<b>Pakhtakor (UZB)</b>
	<b>Al Ittihad (KSA)</b>	2-1	<b>Al Shabab (KSA)</b>
24/06/09	<b>Kashima Antlers (JPN)</b>	2-2	<b>FC Seoul (KOR)</b>
<i>After extra-time. FT: 2-2. FC Seoul win 5-4 on penalties</i>			
	<b>Nagoya Grampus (JPN)</b>	2-1	<b>Suwon Samsung Bluewings (KOR)</b>
	<b>Gamba Osaka (JPN)</b>	2-3	<b>Kawasaki Frontale (JPN)</b>
	<b>Pohang Steelers (KOR)</b>	6-0	<b>Newcastle Jets (AUS)</b>



# GROUP STAGE RESULTS

Group A		P	W	D	L	F	A	Pts
Al Hilal (KSA)		6	4	2	0	10	4	14
Pakhtakor (UZB)		6	4	1	1	9	5	13
Saba Battery (IRN)		6	1	2	3	7	9	5
Al Ahli (UAE)		6	0	1	5	6	14	1
10/03/09	Al Hilal Al Ahli	1-1 1-2	Saba Battery Pakhtakor					
17/03/09	Saba Battery Pakhtakor	0-0 1-1	Al Ahli Al Hilal					
07/04/09	Saba Battery Al Hilal	0-2 2-1	Pakhtakor Al Ahli					
22/04/09	Pakhtakor Al Ahli	2-1 1-3	Saba Battery Al Hilal					
06/05/09	Saba Battery Pakhtakor	0-1 2-0	Al Hilal Al Ahli					
20/05/09	Al Ahli Al Hilal	3-5 2-0	Saba Battery Pakhtakor					

Group B		P	W	D	L	F	A	Pts
Piroozi/Persepolis (IRN)		4	2	1	1	5	6	7
Al Shabab (KSA)		4	2	1	1	4	2	7
Al Gharafa (QAT)		4	1	0	3	7	8	3
Sharjah (UAE)		0	0	0	0	0	0	0
10/03/09	Al Gharafa	1-3	Al Shabab					
17/03/09	Al Shabab	0-0	Piroozi/Persepolis					
08/04/09	Piroozi/Persepolis	3-1	Al Gharafa					
21/04/09	Al Gharafa	5-1	Piroozi					
06/05/09	Al Shabab	1-0	Al Gharafa					
20/05/09	Piroozi/Persepolis	1-0	Al Shabab					
<p>Piroozi/Persepolis finished ahead of Al Shabab due to better record in head-to-head matches. Sharjah withdrew from competition. All results for matches involving Sharjah declared null and void.</p>								

Group C		P	W	D	L	F	A	Pts
Al Ittihad (KSA)		6	3	3	0	14	4	12
Umm Salal (QAT)		6	2	2	2	6	13	8
Al Jazira (UAE)		6	0	5	1	6	7	5
Esteghlal (IRN)		6	0	4	2	6	8	4
11/03/09	Al Jazira Al Ittihad	0-1 2-1	Umm Salal Esteghlal					
18/03/09	Esteghlal Umm Salal	1-1 1-3	Al Jazira Al Ittihad					
07/04/09	Umm Salal Al Jazira	1-0 0-0	Esteghlal Al Ittihad					
22/04/09	Esteghlal Al Ittihad	1-1 1-1	Umm Salal Al Jazira					
05/05/09	Umm Salal Esteghlal	2-2 1-1	Al Jazira Al Ittihad					
19/05/09	Al Jazira Al Ittihad	2-2 7-0	Esteghlal Umm Salal					

Group D		P	W	D	L	F	A	Pts
Al Ettifaq (KSA)		6	4	0	2	15	8	12
Bunyodkor (UZB)		6	2	2	2	5	9	8
Sepahan (IRN)		6	2	1	3	9	7	7
Al Shabab Al Arabi (UAE)		6	2	1	3	6	11	7
11/03/09	Bunyodkor Sepahan	2-1 2-0	Al Ettifaq Al Shabab Al Arabi					
18/03/09	Al Shabab Al Arabi Ettifaq	2-0 2-1	Bunyodkor Sepahan					
08/04/09	Bunyodkor Al Ettifaq	2-2 4-1	Sepahan Al Shabab Al Arabi					
21/04/09	Sepahan Al Shabab Al Arabi	0-1 1-4	Bunyodkor Al Ettifaq					
05/05/09	Al Shabab Al Arabi Al Ettifaq	2-1 4-0	Sepahan Bunyodkor					
19/05/09	Sepahan Bunyodkor	3-0 0-0	Al Ettifaq Al Shabab Al Arabi					
<p>Sepahan finished ahead of Al Shabab Al Arabi due to better record in head-to-head matches.</p>								

# GROUP STAGE RESULTS

Group E					P	W	D	L	F	A	Pts
Nagoya Grampus (JPN)					6	3	3	0	10	4	12
Newcastle Jets (AUS)					6	3	1	2	6	5	10
Ulsan Hyundai FC (KOR)					6	2	0	4	4	10	6
Beijing FC (CHN)					6	1	2	3	4	5	5
10/03/09	Ulsan Hyundai FC Beijing FC	1-3 2-0	Nagoya Grampus Newcastle Jets								
17/03/09	Nagoya Grampus Newcastle Jets	0-0 2-0	Beijing FC Ulsan Hyundai FC								
07/04/09	Ulsan Hyundai FC Nagoya Grampus	1-0 1-1	Beijing FC Newcastle Jets								
22/04/09	Beijing FC Newcastle Jets	0-1 0-1	Ulsan Hyundai FC Nagoya Grampus								
06/05/09	Nagoya Grampus Newcastle Jets	4-1 2-1	Ulsan Hyundai FC Beijing FC								
20/05/09	Ulsan Hyundai FC Beijing FC	0-1 1-1	Newcastle Jets Nagoya Grampus								

Group F					P	W	D	L	F	A	Pts
Gamba Osaka (JPN)					6	5	0	1	17	4	15
FC Seoul (KOR)					6	3	1	2	14	11	10
Shandong Luneng FC (CHN)					6	2	1	3	10	9	7
Sriwijaya (IDN)					6	1	0	5	7	24	3
10/03/09	Sriwijaya Gamba Osaka	2-4 3-0	FC Seoul Shandong Luneng FC								
17/03/09	Shandong Luneng FC FC Seoul	5-0 2-4	Sriwijaya Gamba Osaka								
08/04/09	Shandong Luneng FC Gamba Osaka	2-0 5-0	FC Seoul Sriwijaya								
21/04/09	Sriwijaya FC Seoul	0-3 1-1	Gamba Osaka Shandong Luneng FC								
05/05/09	FC Seoul	5-1	Sriwijaya								
06/05/09	Shandong Luneng FC	0-1	Gamba Osaka								
20/05/09	Sriwijaya Gamba Osaka	4-2 1-2	Shandong Luneng FC FC Seoul								

Group G					P	W	D	L	F	A	Pts
Kashima Antlers (JPN)					6	4	1	1	16	6	13
Suwon Samsung Bluewings (KOR)					6	4	0	2	12	8	12
Shanghai Shenhua (CHN)					6	2	2	2	9	8	8
Singapore Armed Forces (SIN)					6	0	1	5	4	19	1
11/03/09	Suwon Samsung Bluewings Shanghai Shenhua	4-1 4-1	Kashima Antlers Singapore Armed Forces								
18/03/09	Kashima Antlers Singapore Armed Forces	2-0 0-2	Shanghai Shenhua Suwon Samsung Bluewings								
07/04/09	Singapore Armed Forces Shanghai Shenhua	1-4 2-1	Kashima Antlers Suwon Samsung Bluewings								
22/04/09	Kashima Antlers Suwon Samsung Bluewings	5-0 2-1	Singapore Armed Forces Shanghai Shenhua								
05/05/09	Kashima Antlers Singapore Armed Forces	3-0 1-1	Suwon Samsung Bluewings Shanghai Shenhua								
19/05/09	Suwon Samsung Bluewings Shanghai Shenhua	3-1 1-1	Singapore Armed Forces Kashima Antlers								

Group H					P	W	D	L	F	A	Pts
Pohang Steelers (KOR)					6	3	3	0	7	3	12
Kawasaki Frontale (JPN)					6	3	1	2	10	7	10
Tianjin Teda (CHN)					6	2	2	2	6	5	8
Central Coast Mariners (AUS)					6	0	2	4	5	13	2
11/03/09	Kawasaki Frontale Central Coast Mariners	1-0 0-0	Tianjin Teda Pohang Steelers								
18/03/09	Tianjin Teda Pohang Steelers	2-2 1-1	Central Coast Mariners Kawasaki Frontale								
08/04/09	Central Coast Mariners Pohang Steelers	0-5 1-0	Kawasaki Frontale Tianjin Teda								
21/04/09	Kawasaki Frontale Tianjin Teda	2-1 0-0	Central Coast Mariners Pohang Steelers								
05/05/09	Tianjin Teda Pohang Steelers	3-1 3-2	Kawasaki Frontale Central Coast Mariners								
19/05/09	Kawasaki Frontale Central Coast Mariners	0-2 0-1	Pohang Steelers Tianjin Teda								



# PLAYOFF RESULTS

West			
25/02/09	Sharjah (UAE)	3-0	Dempo SC (IND)
East			
18/02/09	Provincial Electricity Authority (THA)	1-4	Singapore Armed Forces (SIN)
<i>After extra-time. FT: 1-1</i>			
25/02/09	Singapore Armed Forces (SIN)	2-1	PSMS Medan (IDN)
<i>After extra-time. FT: 1-1</i>			





2008



# 2008 AFC CHAMPIONS LEAGUE

<b>Final</b>			
First Leg		Expo '70 Commemorative Stadium, Osaka	
05/11/08	<b>Gamba Osaka (JPN)</b> Lucas 37, Yasuhito Endo 43, Michihiro Yasuda 68	3-0	<b>Adelaide United (AUS)</b>
Second Leg		Hindmarsh Stadium, Adelaide	
12/11/08	<b>Adelaide United (AUS)</b>	0-2	<b>Gamba Osaka (JPN)</b> Lucas 4, 14
<i>Gamba Osaka win 5-0 on aggregate</i>			
<b>Semi-Finals</b>			
08/10/08	<b>Adelaide United (AUS)</b>	3-0	<b>Kuruvchi/Bunyodkor (UZB)</b>
22/10/08	<b>Kuruvchi/Bunyodkor (UZB)</b>	1-0	<b>Adelaide United (AUS)</b>
<i>Adelaide United win 3-1 on aggregate</i>			
08/10/08	<b>Gamba Osaka (JPN)</b>	1-1	<b>Urawa Red Diamonds (JPN)</b>
22/10/08	<b>Urawa Red Diamonds (JPN)</b>	1-3	<b>Gamba Osaka (JPN)</b>
<i>Gamba Osaka win 4-2 on aggregate</i>			
<b>Quarter-Finals</b>			
17/09/08	<b>Saipa (IRN)</b>	2-2	<b>Kuruvchi/ Bunyodkor (UZB)</b>
24/09/08	<b>Kuruvchi/ Bunyodkor (UZB)</b>	5-1	<b>Saipa (IRN)</b>
<i>Kuruvchi/ Bunyodkor win 7-3 on aggregate</i>			
17/09/08	<b>Kashima Antlers (JPN)</b>	1-1	<b>Adelaide United (AUS)</b>
24/09/08	<b>Adelaide United (AUS)</b>	1-0	<b>Kashima Antlers (JPN)</b>
<i>Adelaide United win 2-1 on aggregate</i>			
17/09/08	<b>Qadsia SC (KUW)</b>	3-2	<b>Urawa Red Diamonds (JPN)</b>
24/09/08	<b>Urawa Red Diamonds (JPN)</b>	2-0	<b>Qadsia SC (KUW)</b>
<i>Urawa Red Diamonds win 4-3 on aggregate</i>			
17/09/08	<b>Al Karamah (SYR)</b>	1-2	<b>Gamba Osaka (JPN)</b>
24/09/08	<b>Gamba Osaka (JPN)</b>	2-0	<b>Al Karamah (SYR)</b>
<i>Gamba Osaka win 4-1 on aggregate</i>			

Urawa Red Diamonds received a bye into the Knockout Stage as defending champions



# GROUP STAGE RESULTS

Group A							
	P	W	D	L	F	A	Pts
Kuruvchi/Bunyodkor (UZB)	6	4	1	1	8	2	13
Al Ittihad (KSA)	6	3	0	3	6	5	9
Sepahan (IRN)	6	2	1	3	5	8	7
Al Ittihad (SYR)	6	2	0	4	4	8	6
12/03/08	Sepahan Al Ittihad (KSA)		0-2 1-0		Al Ittihad (SYR) Kuruvchi/Bunyodkor		
19/03/08	Al Ittihad (SYR) Kuruvchi/Bunyodkor		0-1 2-0		Al Ittihad (KSA) Sepahan		
09/04/08	Al Ittihad (SYR) Sepahan		0-2 2-1		Kuruvchi/Bunyodkor Al Ittihad (KSA)		
23/04/08	Kuruvchi/Bunyodkor Al Ittihad (KSA)		1-0 0-1		Al Ittihad (SYR) Sepahan		
07/05/08	Al Ittihad (SYR) Kuruvchi/Bunyodkor		2-1 2-0		Sepahan Al Ittihad (KSA)		
21/05/08	Sepahan Al Ittihad (KSA)		1-1 3-0		Kuruvchi/Bunyodkor Al Ittihad (SYR)		

Group B							
	P	W	D	L	F	A	Pts
Saipa (IRN)	6	3	3	0	7	3	12
Al Quwa Al Jawiya (IRQ)	6	2	2	2	5	5	8
Al Wasl FC (UAE)	6	2	1	3	5	7	7
Kuwait SC (KUW)	6	1	2	3	4	6	5
12/03/08	Al Wasl FC Kuwait SC		0-1 1-1		Al Quwa Al Jawiya Saipa		
19/03/08	Al Quwa Al Jawiya Saipa		0-0 2-0		Kuwait SC Al Wasl FC		
09/04/08	Al Quwa Al Jawiya Al Wasl FC		0-1 1-0		Saipa Kuwait SC		
23/04/08	Saipa Kuwait SC		1-1 2-1		Al Quwa Al Jawiya Al Wasl FC		
07/05/08	Al Quwa Al Jawiya Saipa		1-2 1-0		Al Wasl FC Kuwait SC		
21/05/08	Al Wasl FC Kuwait SC		1-1 1-2		Saipa Al Quwa Al Jawiya		

Group C							
	P	W	D	L	F	A	Pts
Al Karamah (SYR)	6	3	2	1	8	3	11
Al Wahda (UAE)	6	2	3	1	6	7	9
Al Sadd (QAT)	6	1	3	2	6	8	6
Al Ahli (KSA)	6	0	4	2	5	7	4
12/03/08	Al Sadd Al Karamah		2-1 4-1		Al Ahli Al Wahda		
19/03/08	Al Ahli Al Wahda		1-1 2-2		Al Karamah Al Sadd		
09/04/08	Al Ahli Al Sadd		0-0 0-2		Al Wahda Al Karamah		
23/04/08	Al Wahda Al Karamah		2-1 1-0		Al Ahli Al Sadd		
07/05/08	Al Ahli Al Wahda		2-2 1-0		Al Sadd Al Karamah		
21/05/08	Al Sadd Al Karamah		0-0 0-0		Al Wahda Al Ahli		

Group D							
	P	W	D	L	F	A	Pts
Qadsia SC (KUW)	6	3	2	1	8	7	11
Pakhtakor (UZB)	6	3	2	1	13	6	11
Arbil (IRQ)	6	2	2	2	8	11	8
Al Charafa (QAT)	6	0	2	4	3	8	2
12/03/08	Pakhtakor Arbil		0-1 1-1		Qadsia SC Al Charafa		
19/03/08	Qadsia SC Al Charafa		1-1 2-2		Arbil Pakhtakor		
09/04/08	Qadsia SC Pakhtakor		1-0 2-0		Al Charafa Arbil		
23/04/08	Al Charafa Arbil		0-1 1-5		Qadsia SC Pakhtakor		
07/05/08	Qadsia SC Al Charafa		2-2 0-1		Pakhtakor Arbil		
21/05/08	Pakhtakor Arbil		2-0 4-2		Al Charafa Qadsia SC		
Qadsia SC finished ahead of Pakhtakor due to better record in head-to-head matches							

# GROUP STAGE RESULTS

Group E							
	P	W	D	L	F	A	Pts
Adelaide United (AUS)	6	4	2	0	9	2	14
Changchun Yatai (CHN)	6	3	3	0	10	3	12
Pohang Steelers (KOR)	6	1	2	3	6	7	5
Binh Duong (VIE)	6	0	1	5	4	17	1
12/03/08	Changchun Yatai Pohang Steelers		2-1 0-2		Binh Duong Adelaide United		
19/03/08	Binh Duong Adelaide United		1-4 0-0		Pohang Steelers Changchun Yatai		
09/04/08	Binh Duong Changchun Yatai		1-2 1-0		Adelaide United Pohang Steelers		
23/04/08	Adelaide United Pohang Steelers		4-1 2-2		Binh Duong Changchun Yatai		
07/05/08	Binh Duong Adelaide United		0-5 1-0		Changchun Yatai Pohang Steelers		
21/05/08	Pohang Steelers		0-0		Binh Duong		
22/05/08	Changchun Yatai		0-0		Adelaide United		

Group F							
	P	W	D	L	F	A	Pts
Kashima Antlers (JPN)	6	5	0	1	28	3	15
Beijing FC (CHN)	6	4	0	2	14	9	12
Krung Thai Bank (THA)	6	2	1	3	20	27	7
Nam Dinh (VIE)	6	0	1	5	4	27	1
12/03/08	Krung Thai Bank Nam Dinh		1-9 1-3		Kashima Antlers Beijing FC		
19/03/08	Kashima Antlers Beijing FC		6-0 4-2		Nam Dinh Krung Thai Bank		
09/04/08	Kashima Antlers Krung Thai Bank		1-0 9-1		Beijing FC Nam Dinh		
23/04/08	Beijing FC Nam Dinh		1-0 2-2		Kashima Antlers Krung Thai Bank		
07/05/08	Kashima Antlers Beijing FC		8-1 3-0		Krung Thai Bank Nam Dinh		
21/05/08	Krung Thai Bank Nam Dinh		5-3 0-4		Beijing FC Kashima Antlers		

Group G							
	P	W	D	L	F	A	Pts
Gamba Osaka (JPN)	6	4	2	0	14	8	14
Melbourne Victory (AUS)	6	2	1	3	10	11	7
Chunnam Dragons (KOR)	6	1	3	2	8	10	6
Chonburi (THA)	6	1	2	3	7	10	5
12/03/08	Melbourne Victory Gamba Osaka		2-0 1-1		Chunnam Dragons Chonburi		
19/03/08	Chunnam Dragons Chonburi		3-4 3-1		Gamba Osaka Melbourne Victory		
09/04/08	Chunnam Dragons Melbourne Victory		1-0 3-4		Chonburi Gamba Osaka		
23/04/08	Chonburi Gamba Osaka		2-2 2-0		Chunnam Dragons Melbourne Victory		
07/05/08	Chunnam Dragons Chonburi		1-1 0-2		Melbourne Victory Gamba Osaka		
21/05/08	Melbourne Victory Gamba Osaka		3-1 1-1		Chonburi Chunnam Dragons		



Gamba striker Lucas and Adelaide's Scott Jamieson challenge for the ball during the final.





**2007**



# 2007 AFC CHAMPIONS LEAGUE

<b>Final</b>			
<b>First Leg</b>		<b>Foolad Shahr Stadium, Esfahan</b>	
07/11/07	<b>Sepahan (IRN)</b> Mahmoud Karimi 47	1-1	<b>Urawa Red Diamonds (JPN)</b> Robson Ponte 45
<b>Second Leg</b>		<b>Saitama World Cup Stadium, Saitama</b>	
14/11/07	<b>Urawa Red Diamonds (JPN)</b> Yuichiro Nagai 22, Yuki Abe 71	2-0	<b>Sepahan (IRN)</b>
<i>Urawa Red Diamonds win 3-1 on aggregate</i>			
<b>Semi-Finals</b>			
03/10/07	<b>Seongnam Ilhwa Chunma (KOR)</b>	2-2	<b>Urawa Red Diamonds (JPN)</b>
24/10/07	<b>Urawa Red Diamonds (JPN)</b>	2-2	<b>Seongnam Ilhwa Chunma (KOR)</b>
<i>After extra-time. Aggregate score 4-4. Urawa Red Diamonds win 5-3 on penalties</i>			
03/10/07	<b>Sepahan (IRN)</b>	3-1	<b>Al Wahda (UAE)</b>
24/10/07	<b>Al Wahda (UAE)</b>	0-0	<b>Sepahan (IRN)</b>
<i>Sepahan win 3-1 on aggregate</i>			
<b>Quarter-Finals</b>			
19/09/07	<b>Sepahan (IRN)</b>	0-0	<b>Kawasaki Frontale (JPN)</b>
26/09/07	<b>Kawasaki Frontale (JPN)</b>	0-0	<b>Sepahan (IRN)</b>
<i>After extra-time. Aggregate score 0-0. Sepahan win 5-4 on penalties</i>			
19/09/07	<b>Seongnam Ilhwa Chunma (KOR)</b>	2-1	<b>Al Karamah (SYR)</b>
26/09/07	<b>Al Karamah (SYR)</b>	0-2	<b>Seongnam Ilhwa Chunma (KOR)</b>
<i>Seongnam Ilhwa Chunma win 4-1 on aggregate</i>			
19/09/07	<b>Al Wahda (UAE)</b>	0-0	<b>Al Hilal (KSA)</b>
26/09/07	<b>Al Hilal (KSA)</b>	1-1	<b>Al Wahda (UAE)</b>
<i>Aggregate score 1-1. Al Wahda win on away goals</i>			
19/09/07	<b>Urawa Red Diamonds (JPN)</b>	2-1	<b>Jeonbuk Hyundai Motors (KOR)</b>
26/09/07	<b>Jeonbuk Hyundai Motors (KOR)</b>	0-2	<b>Urawa Red Diamonds (JPN)</b>
<i>Urawa Red Diamonds win 4-1 on aggregate</i>			

Jeonbuk Hyundai Motors received a bye into the Knockout Stage as the defending champions.

# GROUP STAGE RESULTS

Group A							
	P	W	D	L	F	A	Pts
Al Wahda (UAE)	6	4	1	1	13	6	13
Al Zawra'a (IRQ)	6	3	2	1	9	6	11
Al Arabi (KUW)	6	2	1	3	10	12	7
Al Rayyan SC (QAT)	6	0	2	4	3	11	2
07/03/07	Al Rayyan SC Al Arabi		0-1 0-1		Al Wahda Al Zawra'a		
21/03/07	Al Zawra'a Al Wahda		0-0 4-1		Al Rayyan SC Al Arabi		
11/04/07	Al Zawra'a Al Arabi		1-2 1-1		Al Wahda Al Rayyan SC		
25/04/07	Al Rayyan SC Al Wahda		1-3 1-1		Al Arabi Al Zawra'a		
09/05/07	Al Zawra'a Al Wahda		3-2 3-0		Al Arabi Al Rayyan SC		
23/05/07	Al Rayyan SC Al Arabi		1-3 3-2		Al Zawra'a Al Wahda		

Group B							
	P	W	D	L	F	A	Pts
Al Hilal (KSA)	4	2	2	0	5	1	8
Pakhtakor (UZB)	4	2	0	2	3	5	6
Kuwait SC (KUW)	4	0	2	2	2	4	2
07/03/07	Al Hilal		1-1		Kuwait SC		
21/03/07	Kuwait SC		0-1		Pakhtakor		
11/04/07	Pakhtakor		0-2		Al Hilal		
25/04/07	Al Hilal		2-0		Pakhtakor		
09/05/07	Kuwait SC		0-0		Al Hilal		
23/05/07	Pakhtakor		2-1		Kuwait SC		
Esteghlal (IRN) were disqualified for failing to comply with player registration rules							

Group C							
	P	W	D	L	F	A	Pts
Al Karamah (SYR)	6	3	2	1	11	7	11
Neftchi (UZB)	6	3	1	2	6	7	10
Al Najaf (IRQ)	6	2	2	2	9	8	8
Al Sadd (QAT)	6	1	1	4	6	10	4
07/03/07	Al Najaf Al Karamah		0-1 2-1		Neftchi Al Sadd		
21/03/07	Al Sadd Neftchi		1-4 2-1		Al Najaf Al Karamah		
11/04/07	Al Sadd Al Karamah		2-0 1-1		Neftchi Al Najaf		
25/04/07	Al Najaf Neftchi		2-4 2-1		Al Karamah Al Sadd		
09/05/07	Al Sadd Neftchi		1-1 1-1		Al Karamah Al Najaf		
23/05/07	Al Najaf Al Karamah		1-0 2-0		Al Sadd Neftchi		

Group D							
	P	W	D	L	F	A	Pts
Sepahan (IRN)	6	4	1	1	12	5	13
Al Shabab (KSA)	6	3	1	2	9	3	10
Al Ain FC (UAE)	6	1	3	2	5	8	6
Al Ittihad (SVR)	6	0	3	3	3	13	3
07/03/07	Sepahan Al Ain FC		2-1 0-2		Al Ittihad Al Shabab		
21/03/07	Al Shabab Al Ittihad		0-1 0-0		Sepahan Al Ain FC		
11/04/07	Al Shabab Al Ain FC		4-0 3-2		Al Ittihad Sepahan		
25/04/07	Sepahan Al Ittihad		1-1 1-1		Al Ain FC Al Shabab		
09/05/07	Al Shabab Al Ittihad		2-0 0-5		Al Ain FC Sepahan		
23/05/07	Sepahan Al Ain FC		1-0 1-1		Al Shabab Al Ittihad		

# GROUP STAGE RESULTS

Group E							
	P	W	D	L	F	A	Pts
Urawa Red Diamonds (JPN)	6	2	4	0	9	5	10
Sydney FC (AUS)	6	2	3	1	8	5	9
Persik Kediri (IDN)	6	2	1	3	6	16	7
Shanghai Shenhua (CHN)	6	1	2	3	7	4	5
07/03/07	Urawa Red Diamonds Shanghai Shenhua		3-0 1-2	Persik Kediri Sydney FC			
31/03/07	Persik Kediri Sydney FC		1-0 2-2	Shanghai Shenhua Urawa Red Diamonds			
11/04/07	Persik Kediri Urawa Red Diamonds		2-1 1-0	Sydney FC Shanghai Shenhua			
25/04/07	Shanghai Shenhua Sydney FC		0-0 3-0	Urawa Red Diamonds Persik Kediri			
09/05/07	Persik Kediri Sydney FC		3-3 0-0	Urawa Red Diamonds Shanghai Shenhua			
23/05/07	Urawa Red Diamonds Shanghai Shenhua		0-0 6-0	Sydney FC Persik Kediri			

Group F							
	P	W	D	L	F	A	Pts
Kawasaki Frontale (JPN)	6	5	1	0	15	4	16
Chunnam Dragons (KOR)	6	3	1	2	7	8	10
Arema Malang (IDN)	6	1	1	4	2	9	4
Bangkok University (THA)	6	0	3	3	4	7	3
07/03/07	Bangkok University Arema Malang		0-0 1-3	Chunnam Dragons Kawasaki Frontale			
21/03/07	Kawasaki Frontale Chunnam Dragons		1-1 2-0	Bangkok University Arema Malang			
11/04/07	Chunnam Dragons Bangkok University		1-3 0-0	Kawasaki Frontale Arema Malang			
25/04/07	Arema Malang Kawasaki Frontale		1-0 3-0	Bangkok University Chunnam Dragons			
09/05/07	Chunnam Dragons Kawasaki Frontale		3-2 3-0	Bangkok University Arema Malang			
23/05/07	Bangkok University Arema Malang		1-2 0-1	Kawasaki Frontale Chunnam Dragons			



Group G							
	P	W	D	L	F	A	Pts
Seongnam Ilhwa Chunma (KOR)	6	4	1	1	13	6	13
Shandong Luneng FC (CHN)	6	4	1	1	12	8	13
Adelaide United (AUS)	6	2	2	2	9	6	8
Dong Tam Long An (VIE)	6	0	0	6	4	18	0
07/03/07	Adelaide United Seongnam Ilhwa Chunma		0-1 4-1	Shandong Luneng FC Dong Tam Long An			
21/03/07	Dong Tam Long An Shandong Luneng FC		0-2 2-1	Adelaide United Seongnam Ilhwa Chunma			
11/04/07	Shandong Luneng FC Adelaide United		4-0 2-2	Dong Tam Long An Seongnam Ilhwa Chunma			
25/04/07	Seongnam Ilhwa Chunma Dong Tam Long An		1-0 2-3	Adelaide United Shandong Luneng FC			
09/05/07	Shandong Luneng FC Dong Tam Long An		2-2 1-2	Adelaide United Seongnam Ilhwa Chunma			
23/05/07	Adelaide United Seongnam Ilhwa Chunma		3-0 3-0	Dong Tam Long An Shandong Luneng FC			

Seongnam Ilhwa Chunma finished ahead of Shandong due to better record in head-to-head matches.



2006





# 2006 AFC CHAMPIONS LEAGUE

Final			
First Leg		Jeonju World Cup Stadium, Jeonju	
01/11/06	<b>Jeonbuk Hyundai Motors (KOR)</b> Yeom Ki-hun 59, Botti 90+1	2-0	<b>Al Karamah (SYR)</b>
Second Leg		Khaled bin Al Walid Stadium, Homs	
08/11/06	<b>Al Karamah (SYR)</b> Iyad Mando 54, Mohanad Ibrahim 60	2-1	<b>Jeonbuk Hyundai Motors (KOR)</b> Ze Carlo 88
<i>Jeonbuk Hyundai Motors win 3-2 on aggregate</i>			
Semi-Finals			
27/09/06	<b>Jeonbuk Hyundai Motors (KOR)</b>	2-3	<b>Ulsan Hyundai FC (KOR)</b>
18/10/06	<b>Ulsan Hyundai FC (KOR)</b>	1-4	<b>Jeonbuk Hyundai Motors (KOR)</b>
<i>Jeonbuk Hyundai Motors win 6-4 on aggregate</i>			
27/09/06	<b>Al Karamah (SYR)</b>	0-0	<b>Qadsia SC (KUW)</b>
18/10/06	<b>Qadsia SC (KUW)</b>	0-1	<b>Al Karamah (SYR)</b>
<i>Al Karamah win 1-0 on aggregate</i>			
Quarter-Finals			
13/09/06	<b>Al Ittihad (KSA)</b>	2-0	<b>Al Karamah (SYR)</b>
20/09/06	<b>Al Karamah (SYR)</b>	4-0	<b>Al Ittihad (KSA)</b>
<i>After extra-time. FT: 2-0. Al Karama win 4-2 on aggregate</i>			
13/09/06	<b>Shanghai Shenhua (CHN)</b>	1-0	<b>Jeonbuk Hyundai Motors (KOR)</b>
20/09/06	<b>Jeonbuk Hyundai Motors (KOR)</b>	4-2	<b>Shanghai Shenhua (CHN)</b>
<i>Jeonbuk Hyundai Motors win 4-3 on aggregate</i>			
13/09/06	<b>Qadsia SC (KUW)</b>	2-2	<b>Al Ain FC (UAE)</b>
20/09/06	<b>Al Ain FC (UAE)</b>	0-3	<b>Qadsia SC (KUW)</b>
<i>Qadsia SC win 5-2 on aggregate</i>			
13/09/06	<b>Ulsan Hyundai FC (KOR)</b>	6-0	<b>Al Shabab (KSA)</b>
20/09/06	<b>Al Shabab (KSA)</b>	0-1	<b>Ulsan Hyundai FC KOR)</b>
<i>Ulsan Hyundai FC win 7-0 on aggregate</i>			

Al Ittihad received a bye into the Knockout Stage as defending champions

# GROUP STAGE RESULTS

Group A							
	P	W	D	L	F	A	Pts
Qadsia SC (KUW)	6	3	2	1	9	11	11
Pakhtakor (UZB)	6	3	1	2	11	7	10
Al Ittihad (SYR)	6	2	2	2	6	7	8
Foolad Khouzeestan (IRN)	6	1	1	4	8	9	4
08/03/06	Pakhtakor Foolad Khuzestan		2-0 6-0		Al Ittihad Qadsia SC		
22/03/06	Al Ittihad Qadsia SC		0-0 2-1		Foolad Khouzeestan Pakhtakor		
12/04/06	Al Ittihad Pakhtakor		2-2 2-0		Qadsia SC Foolad Khouzeestan		
26/04/06	Foolad Khouzeestan Qadsia SC		1-3 1-0		Pakhtakor Al Ittihad		
03/05/06	Al Ittihad Qadsia SC		2-1 2-0		Pakhtakor Foolad Khouzeestan		
17/05/06	Pakhtakor Foolad Khouzeestan		2-2 1-2		Qadsia SC Al Ittihad		

Group B							
	P	W	D	L	F	A	Pts
Al Ain FC (UAE)	6	4	1	1	10	6	13
Al Hilal (KSA)	6	3	1	2	12	7	10
Mash'al (UZB)	6	2	2	2	7	11	8
Al Mina'a (IRQ)	6	0	2	4	6	11	2
08/03/06	Al Ain FC Al Mina'a		2-0 0-1		Al Hilal Mash'al		
22/03/06	Al Hilal Mash'al		3-1 1-1		Al Mina'a Al Ain FC		
12/04/06	Al Hilal Al Ain FC		5-0 2-1		Mash'al Al Mina'a		
26/04/06	Al Mina'a Mash'al		1-2 2-1		Al Ain FC Al Hilal		
03/05/06	Al Hilal Mash'al		2-1 2-2		Al Ain FC Al Mina'a		
17/05/06	Al Ain FC Al Mina'a		2-1 1-1		Mash'al Al Hilal		

Group C							
	P	W	D	L	F	A	Pts
Al Karamah (SYR)	6	4	0	2	10	11	12
Saba Battery (IRN)	6	3	1	2	13	8	10
Al Wahda (UAE)	6	2	1	3	14	15	7
Al Charafa (QAT)	6	2	0	4	11	14	6
08/03/06	Al Charafa Al Karamah		0-2 2-1		Saba Battery Al Wahda		
22/03/06	Saba Battery Al Wahda		1-2 2-0		Al Karamah Al Charafa		
12/04/06	Saba Battery Al Charafa		2-2 4-0		Al Wahda Al Karamah		
26/04/06	Al Karamah Al Wahda		3-1 2-4		Al Charafa Saba Battery		
03/05/06	Saba Battery Al Wahda		4-1 4-2		Al Charafa Al Karamah		
17/05/06	Al Charafa Al Karamah		5-3 1-0		Al Wahda Saba Battery		

Group D							
	P	W	D	L	F	A	Pts
Al Shabab (KSA)	6	4	1	1	9	6	13
Al Sadd (QAT)	6	4	1	1	13	5	13
Al Quwa Al Jawiya (IRQ)	6	2	0	4	5	9	6
Al Arabi (KUW)	6	1	0	5	5	12	3
08/03/06	Al Arabi Al Shabab		0-1 0-0		Al Quwa Al Jawiya Al Sadd		
22/03/06	Al Quwa Al Jawiya Al Sadd		0-2 4-1		Al Shabab Al Arabi		
12/04/06	Al Quwa Al Jawiya Al Arabi		0-2 3-0		Al Sadd Al Shabab		
26/04/06	Al Shabab Al Sadd		2-0 3-0		Al Arabi Al Quwa Al Jawiya		
03/05/06	Al Quwa Al Jawiya Al Sadd		3-0 2-3		Al Arabi Al Shabab		
17/05/06	Al Arabi Al Shabab		1-2 2-1		Al Sadd Al Quwa Al Jawiya		

Al Shabab finished ahead of Al Sadd due to better record in head-to-head matches.

# GROUP STAGE RESULTS

Group E							
	P	W	D	L	F	A	Pts
Jeonbuk Hyundai Motors (KOR)	6	4	1	1	11	5	13
Dalian Shide (CHN)	6	4	0	2	7	6	12
Gamba Osaka (JPN)	6	3	1	2	26	7	10
Da Nang (VIE)	6	0	0	6	1	27	0
08/03/06	Jeonbuk Hyundai Motors Da Nang	3-2 0-2	Gamba Osaka Dalian Shide				
22/03/06	Gamba Osaka Dalian Shide	15-0 1-0	Da Nang Jeonbuk Hyundai Motors				
12/04/06	Gamba Osaka Jeonbuk Hyundai Motors	3-0 3-0	Dalian Shide Da Nang				
26/04/06	Da Nang Dalian Shide	0-1 2-0	Jeonbuk Hyundai Motors Gamba Osaka				
03/05/06	Gamba Osaka Dalian Shide	1-1 1-0	Jeonbuk Hyundai Motors Da Nang				
17/05/06	Jeonbuk Hyundai Motors Da Nang	3-1 1-5	Dalian Shide Gamba Osaka				

Group F							
	P	W	D	L	F	A	Pts
Ulsan Hyundai FC (KOR)	2	2	0	0	3	0	6
Tokyo Verdy 1969 (JPN)	2	0	0	2	0	3	0
08/03/06	Tokyo Verdy	0-2	Ulsan Hyundai FC				
03/05/06	Ulsan Hyundai FC	1-0	Tokyo Verdy				
Arema Malang (IDN) and Thailand Tobacco Monopoly (THA) were disqualified for failing to comply with the competition's Player Registration rules.							

Group G							
	P	W	D	L	F	A	Pts
Shanghai Shenhua (CHN)	2	2	0	0	7	3	6
Dong Tam Long An (VIE)	2	0	0	2	3	7	0
08/03/06	Shanghai Shenhua	3-1	Dong Tam Long An				
03/05/06	Dong Tam Long An	2-4	Shanghai Shenhua				
Persipura Jayapura (IDN) and Provincial Electricity Authority (THA) were disqualified for failing to comply with the competition's Player Registration rules.							



Brazilian striker Ze Carlo netted some timely goals for Jeonbuk in 2006 including the winner in the final.



**2005**







# 2005 AFC CHAMPIONS LEAGUE

Final			
First Leg			
Tahnnon Bin Mohammed Stadium, Al Ain FC			
26/10/05	<b>Al Ain FC (UAE)</b> Ali Msarri 50	1-1	<b>Al Ittihad (KSA)</b> Mohamed Kallon 85
Second Leg			
Prince Abdullah Al Faisal Stadium, Jeddah			
05/11/05	<b>Al Ittihad (KSA)</b> Mohamed Kallon 2, Mohammed Noor 33, Joseph-Desire Job 57, Ahmed Dokhi 69	4-2	<b>Al Ain FC (UAE)</b> Shehab Ahmed 55-pen, Luis Tejada 90
<i>Al Ittihad win 5-3 on aggregate</i>			
Semi-Finals			
28/09/05	<b>Al Ain FC (UAE)</b>	6-0	<b>Shenzhen Jianlibao (CHN)</b>
12/10/05	<b>Shenzhen Jianlibao (CHN)</b>	0-0	<b>Al Ain FC (UAE)</b>
<i>Al Ain FC win 6-0 on aggregate</i>			
28/09/05	<b>Busan I'Park (KOR)</b>	0-5	<b>Al Ittihad (KSA)</b>
12/10/05	<b>Al Ittihad (KSA)</b>	2-0	<b>Busan I'Park (KOR)</b>
<i>Al Ittihad win 7-0 on aggregate</i>			
Quarter-Finals			
14/09/05	<b>Al Ahli (KSA)</b>	2-1	<b>Shenzhen Jianlibao (CHN)</b>
21/09/05	<b>Shenzhen Jianlibao (CHN)</b>	3-1	<b>Al Ahli (KSA)</b>
<i>After extra-time. FT: 2-1. Shenzhen Jianlibao win 4-3 on aggregate</i>			
14/09/05	<b>Shandong Luneng FC (CHN)</b>	1-1	<b>Al Ittihad (KSA)</b>
21/09/05	<b>Al Ittihad (KSA)</b>	7-2	<b>Shandong Luneng FC (CHN)</b>
<i>Al Ittihad win 8-3 on aggregate</i>			
14/09/05	<b>Busan I'Park (KOR)</b>	3-0	<b>Al Sadd (QAT)</b>
21/09/05	<b>Al Sadd (QAT)</b>	1-2	<b>Busan I'Park (KOR)</b>
<i>Busan I'Park win 5-1 on aggregate</i>			
14/09/05	<b>Al Ain FC (UAE)</b>	1-1	<b>Pas (IRN)</b>
21/09/05	<b>Pas (IRN)</b>	3-3	<b>Al Ain FC (UAE)</b>
<i>Aggregate score 4-4. Al Ain FC win on away goals</i>			

Al Ittihad received a bye into the Knockout Stage as defending champions

# GROUP STAGE RESULTS

Group A							
	P	W	D	L	F	A	Pts
Pas (IRN)	6	5	1	0	12	4	16
Al Salmiya (KUW)	6	3	0	3	8	9	9
Al Rayyan SC (QAT)	6	2	1	3	6	7	7
Al Shorta (IRQ)	6	0	2	4	2	8	2
09/03/05	Pas Al Salmiya	2-1 3-1	Al Rayyan SC Al Shorta				
15/03/05	Al Shorta	1-1	Pas				
16/03/05	Al Rayyan SC	2-1	Al Salmiya				
06/04/05	Al Rayyan SC Pas	2-0 5-1	Al Shorta Al Salmiya				
19/04/05	Al Shorta	0-0	Al Rayyan SC				
20/04/05	Al Salmiya	0-1	Pas				
11/05/05	Al Shorta Al Rayyan SC	0-1 1-2	Al Salmiya Pas				
25/05/05	Al Salmiya Pas	2-0 1-0	Al Rayyan SC Al Shorta				

Group B							
	P	W	D	L	F	A	Pts
Al Ain FC (UAE)	6	4	1	1	13	6	13
Sepahan (IRN)	6	3	2	1	10	6	11
Al Shabab (KSA)	6	3	1	2	7	7	10
Al Wahda (SYR)	6	0	0	6	5	16	0
09/03/05	Al Ain FC Al Shabab	3-0 1-1	Al Wahda Sepahan				
16/03/05	Sepahan Al Wahda	1-1 1-2	Al Ain FC Al Shabab				
06/04/05	Al Wahda Al Ain FC	1-3 3-0	Sepahan Al Shabab				
20/04/05	Sepahan Al Shabab	2-0 1-0	Al Wahda Al Ain FC				
11/05/05	Al Wahda Sepahan	2-3 1-0	Al Ain FC Al Shabab				
25/05/05	Al Ain FC Al Shabab	3-2 3-1	Sepahan Al Wahda				

Group C							
	P	W	D	L	F	A	Pts
Al Sadd (QAT)	6	4	0	2	8	6	12
Neftchi (UZB)	6	3	0	3	8	7	9
Kuwait SC (KUW)	6	2	1	3	5	6	7
Al Ahli (UAE)	6	2	1	3	8	10	7
09/03/05	Neftchi Al Sadd	1-0 2-0	Kuwait SC Al Ahli				
16/03/05	Al Ahli Kuwait SC	3-0 0-1	Neftchi Al Sadd				
06/04/05	Kuwait SC Neftchi	1-0 2-0	Al Ahli Al Sadd				
20/04/05	Al Ahli Al Sadd	3-3 3-2	Kuwait SC Neftchi				
11/05/05	Kuwait SC Al Ahli	1-0 2-1	Neftchi Al Sadd				
25/05/05	Al Sadd Neftchi	1-0 3-0*	Kuwait SC Al Ahli				
Neftchi awarded victory after Al Ahli refused to play in Uzbekistan. Kuwait SC finished ahead of Al Ahli due to better record in head-to-head matches.							

Group D							
	P	W	D	L	F	A	Pts
Al Ahli (KSA)	6	5	0	1	18	5	15
Pakhtakor (UZB)	6	3	0	3	9	8	9
Al Zawra'a (IRQ)	6	2	1	3	6	13	7
Al Jaish (SYR)	6	1	1	4	7	14	4
08/03/05	Al Zawra'a	1-2	Al Ahli				
09/03/05	Al Jaish	0-2	Pakhtakor				
16/03/05	Al Ahli Pakhtakor	3-1 1-2	Al Jaish Al Zawra'a				
05/04/05	Al Zawra'a	1-5	Al Jaish				
06/04/05	Al Ahli	3-0	Pakhtakor				
20/04/05	Pakhtakor Al Jaish	2-1 0-0	Al Ahli Al Zawra'a				
11/05/05	Al Ahli Pakhtakor	5-1 4-1	Al Zawra'a Al Jaish				
24/05/05	Al Zawra'a	1-0	Pakhtakor				
25/05/05	Al Jaish	0-4	Al Ahli				

# GROUP STAGE RESULTS

Group E					P	W	D	L	F	A	Pts
Shenzhen Jianlibao (CHN)					6	4	1	1	9	3	13
Suwon Samsung Bluewings (KOR)					6	4	1	1	14	3	13
Jubilo Iwata (JPN)					6	3	0	3	11	4	9
Hoang Anh Gia Lai (VIE)					6	0	0	6	1	25	0
09/03/05	Shenzhen Jianlibao Hoang Anh Gia Lai	1-0 1-5	Jubilo Iwata Suwon Samsung Bluewings								
16/03/05	Jubilo Iwata Suwon Samsung Bluewings	6-0 0-0	Hoang Anh Gia Lai Shenzhen Jianlibao								
06/04/05	Jubilo Iwata Shenzhen Jianlibao	0-1 5-0	Suwon Samsung Bluewings Hoang Anh Gia Lai								
20/04/05	Suwon Samsung Bluewings Hoang Anh Gia Lai	2-1 0-2	Jubilo Iwata Shenzhen Jianlibao								
11/05/05	Suwon Samsung Bluewings Jubilo Iwata	6-0 3-0	Hoang Anh Gia Lai Shenzhen Jianlibao								
25/05/05	Shenzhen Jianlibao Hoang Anh Gia Lai	1-0 0-1	Suwon Samsung Bluewings Jubilo Iwata								

Shenzhen Jianlibao finished ahead of Suwon Samsung Bluewings due to better record in head-to-head matches.

Group F					P	W	D	L	F	A	Pts
Shandong Luneng FC (CHN)					6	6	0	0	15	2	18
Yokohama F. Marinos (JPN)					6	4	0	2	10	4	12
PSM Makassar (IDN)					6	1	1	4	4	14	4
BEC Tero Sasana (THA)					6	0	1	5	3	12	1
09/03/05	BEC Tero Sasana Yokohama F. Marinos	0-1 0-1	PSM Makassar Shandong Luneng FC								
16/03/05	PSM Makassar Shandong Luneng FC	0-2 1-0	Yokohama F. Marinos BEC Tero Sasana								
06/04/05	PSM Makassar BEC Tero Sasana	0-1 1-2	Shandong Luneng FC Yokohama F. Marinos								
20/04/05	Yokohama F. Marinos Shandong Luneng FC	2-0 6-1	BEC Tero Sasana PSM Makassar								
11/05/05	PSM Makassar Shandong Luneng FC	2-2 2-1	BEC Tero Sasana Yokohama F. Marinos								
25/05/05	BEC Tero Sasana Yokohama F. Marinos	0-4 3-0	Shandong Luneng FC PSM Makassar								

Group G					P	W	D	L	F	A	Pts
Busan I'Park (KOR)					6	6	0	0	25	0	18
Krung Thai Bank (THA)					6	3	0	3	5	9	9
Persebaya Surabaya (IDN)					6	1	1	4	2	10	4
Binh Dinh (VIE)					6	1	1	4	2	15	4
09/03/05	Busan I'Park Persebaya Surabaya	8-0 1-2	Binh Dinh Krung Thai Bank								
16/03/05	Binh Dinh Krung Thai Bank	0-0 0-2	Persebaya Surabaya Busan I'Park								
06/04/05	Binh Dinh Busan I'Park	1-2 4-0	Krung Thai Bank Persebaya Surabaya								
20/04/05	Krung Thai Bank Persebaya Surabaya	0-1 0-3	Binh Dinh Busan I'Park								
11/05/05	Binh Dinh Krung Thai Bank	0-4 1-0	Busan I'Park Persebaya Surabaya								
25/05/05	Busan I'Park Persebaya Surabaya	4-0 1-0	Krung Thai Bank Binh Dinh								

Persebaya Surabaya finished ahead of Binh Dinh due to better record in head-to-head matches.



Al Ittihad swept aside China's Shandong Luneng FC 8-3 on aggregate in the Quarter-finals.



AFC  
CHAMPIONS  
LEAGUE

2004



# 2004 AFC CHAMPIONS LEAGUE

<b>Final</b>			
First Leg		Prince Abdullah Al Faisal Stadium, Jeddah	
24/11/04	<b>Al Ittihad (KSA)</b> Redha Tukar 28	1-3	<b>Seongnam Ilhwa Chunma (KOR)</b> Denis Laktionov 27, Kim Do-hoon 81, Jang Hak-young 90
Second Leg		Seongnam Sports Complex, Seongnam	
01/12/04	<b>Seongnam Ilhwa Chunma (KOR)</b>	0-5	<b>Al Ittihad (KSA)</b> Redha Tukar 27, Hamzah Idris 45, Mohammed Noor 55, 78, Manaf Abushgeer 90
<i>Al Ittihad win 6-3 on aggregate</i>			
<b>Semi-Finals</b>			
20/10/04	<b>Seongnam Ilhwa Chunma (KOR)</b>	0-0	<b>Pakhtakor (UZB)</b>
27/10/04	<b>Pakhtakor (UZB)</b>	0-2	<b>Seongnam Ilhwa Chunma (KOR)</b>
<i>Seongnam Ilhwa Chunma win 2-0 on aggregate</i>			
20/10/04	<b>Al Ittihad (KSA)</b>	2-1	<b>Jeonbuk Hyundai Motors (KOR)</b>
27/10/04	<b>Jeonbuk Hyundai Motors (KOR)</b>	2-2	<b>Al Ittihad (KSA)</b>
<i>Al Ittihad win 4-3 on aggregate</i>			
<b>Quarter-Finals</b>			
14/09/04	<b>Al Ain FC (UAE)</b>	0-1	<b>Jeonbuk Hyundai Motors (KOR)</b>
21/09/04	<b>Jeonbuk Hyundai Motors (KOR)</b>	4-1	<b>Al Ain FC (UAE)</b>
<i>Jeonbuk Hyundai Motors win 5-1 on aggregate</i>			
14/09/04	<b>Dalian Shide (CHN)</b>	1-1	<b>Al Ittihad (KSA)</b>
21/09/04	<b>Al Ittihad (KSA)</b>	1-0	<b>Dalian Shide (CHN)</b>
<i>Al Ittihad win 2-1 on aggregate</i>			
15/09/04	<b>Al Wahda (UAE)</b>	1-1	<b>Pakhtakor (UZB)</b>
22/09/04	<b>Pakhtakor (UZB)</b>	4-0	<b>Al Wahda (UAE)</b>
<i>Pakhtakor win 5-1 on aggregate</i>			
15/09/04	<b>Seongnam Ilhwa Chunma (KOR)</b>	6-0	<b>Sharjah (UAE)</b>
22/09/04	<b>Sharjah (UAE)</b>	2-5	<b>Seongnam Ilhwa Chunma (KOR)</b>
<i>Seongnam Ilhwa Chunma win 11-2 on aggregate</i>			

Al Ain FC received a bye into the Knockout Stage as defending champions



# GROUP STAGE RESULTS

Group A							
	P	W	D	L	F	A	Pts
Pakhtakor (UZB)	4	2	1	1	3	1	7
Zob Ahan (IRN)	4	1	2	1	4	5	5
Qatar SC (QAT)	4	0	3	1	3	4	3
Riffa (BHR)	0	0	0	0	0	0	0
11/02/04	Zob Ahan	1-0	Pakhtakor				
25/02/04	Pakhtakor	1-0	Qatar SC				
06/04/04	Zob Ahan	3-3	Qatar SC				
21/04/04	Qatar SC	0-0	Zob Ahan				
05/05/04	Pakhtakor	2-0	Zob Ahan				
21/04/04	Qatar SC	0-0	Zob Ahan				
Riffa (BHR) withdrew from competition. All results for matches involving Riffa declared null and void.							

Group B							
	P	W	D	L	F	A	Pts
Al Wahda (UAE)	4	1	3	0	3	0	6
Al Sadd (QAT)	4	1	2	1	1	1	5
Al Quwa Al Jawiyya (IRQ)	4	1	1	2	1	4	4
Qadsia SC (KUW)	0	0	0	0	0	0	0
11/02/04	Al Wahda	0-0	Al Sadd				
25/02/04	Al Sadd	1-0	Al Quwa Al Jawiyya				
06/04/04	Al Wahda	3-0	Al Quwa Al Jawiyya				
20/04/04	Al Quwa Al Jawiyya	0-0	Al Wahda				
05/05/04	Al Sadd	0-0	Al Wahda				
18/05/04	Al Quwa Al Jawiyya	1-0	Al Sadd				
Qadsia SC (KUW) were expelled from competition. All results for matches involving Qadsia SC (KUW) declared null and void.							

Group C							
	P	W	D	L	F	A	Pts
Sharjah (UAE)	4	3	1	0	10	4	10
Al Hilal (KSA)	4	2	1	1	6	6	7
Al Shorta (IRQ)	4	0	0	4	3	9	0
10/02/04	Sharjah	2-0	Al Shorta				
25/02/04	Al Hilal	0-0	Sharjah				
06/04/04	Al Shorta	1-2	Al Hilal				
21/04/04	Al Hilal	2-0	Al Shorta				
04/05/04	Al Shorta	2-3	Sharjah				
18/05/04	Sharjah	5-2	Al Hilal				
Al Ahli (BHR) withdrew from the competition without playing a game.							

Group D							
	P	W	D	L	F	A	Pts
Al Ittihad (KSA)	6	4	1	1	14	4	13
Sepahan (IRN)	6	4	1	1	15	10	13
Al Arabi (KUW)	6	2	2	2	8	10	8
Neftchi (UZB)	6	0	0	6	5	18	0
10/02/04	Sepahan	4-0	Neftchi				
11/02/04	Al Ittihad	2-0	Al Arabi				
24/02/04	Neftchi	1-3	Al Ittihad				
	Al Arabi	2-2	Sepahan				
07/04/04	Sepahan	3-2	Al Ittihad				
20/04/04	Al Ittihad	4-0	Sepahan				
21/04/04	Al Arabi	3-2	Neftchi				
04/05/04	Neftchi	1-3	Sepahan				
	Al Arabi	0-0	Al Ittihad				
18/05/04	Sepahan	3-1	Al Arabi				
	Al Ittihad	3-0	Neftchi				
26/05/04	Neftchi	1-2	Al Arabi				
Al Ittihad finished ahead of Sepahan due to better record in head-to-head matches.							

# GROUP STAGE RESULTS

Group E							
	P	W	D	L	F	A	Pts
Jeonbuk Hyundai Motors (KOR)	6	4	0	2	14	5	12
Jubilo Iwata (JPN)	6	4	0	2	14	11	12
Shanghai Shenhua (CHN)	6	3	0	3	7	9	9
BEC Tero Sasana (THA)	6	1	0	5	6	16	3
11/02/04	Jeonbuk Hyundai Motors BEC Tero Sasana	1-2 4-1	Jubilo Iwata Shanghai Shenhua				
25/02/04	Jubilo Iwata Shanghai Shenhua	3-0 0-1	BEC Tero Sasana Jeonbuk Hyundai Motors				
06/04/04	Jubilo Iwata	2-1	Shanghai Shenhua				
07/04/04	Jeonbuk Hyundai Motors	4-0	BEC Tero Sasana				
20/04/04	BEC Tero Sasana	0-4	Jeonbuk Hyundai Motors				
22/04/04	Shanghai Shenhua	3-2	Jubilo Iwata				
05/05/04	Shanghai Shenhua	1-0	BEC Tero Sasana				
12/05/04	Jubilo Iwata	2-4	Jeonbuk Hyundai Motors				
19/05/04	Jeonbuk Hyundai Motors BEC Tero Sasana	0-1 2-3	Shanghai Shenhua Jubilo Iwata				
Jeonbuk Hyundai Motors finished ahead of Jubilo Iwata due to better record in head-to-head matches.							

Group F							
	P	W	D	L	F	A	Pts
Dalian Shide (CHN)	6	5	0	1	11	5	15
Krung Thai Bank (THA)	6	2	1	3	8	11	7
Hoang Anh Gia Lai (VIE)	6	2	1	3	10	10	7
PSM Makassar (IDN)	6	2	0	4	9	12	6
10/02/04	Krung Thai Bank	0-2	Dalian Shide				
11/02/04	Hoang Anh Gia Lai	5-1	PSM Makassar				
24/02/04	Dalian Shide	2-0	Hoang Anh Gia Lai				
25/02/04	PSM Makassar	2-3	Krung Thai Bank				
06/04/04	Hoang Anh Gia Lai	0-1	Krung Thai Bank				
07/04/04	PSM Makassar	0-1	Dalian Shide				
21/04/04	Krung Thai Bank Dalian Shide	2-2 2-1	Hoang Anh Gia Lai PSM Makassar				
04/05/04	Dalian Shide	3-1	Krung Thai Bank				
05/05/04	PSM Makassar	3-0	Hoang Anh Gia Lai				
18/05/04	Krung Thai Bank Hoang Anh Gia Lai	1-2 3-1	PSM Makassar Dalian Shide				

Group G							
	P	W	D	L	F	A	Pts
Seongnam Ilhwa Chunma (KOR)	6	5	0	1	24	4	15
Yokohama F.Marinos (JPN)	6	5	0	1	19	3	15
Persik Kediri (IDN)	6	1	1	4	5	27	4
Binh Dinh (VIE)	6	0	1	5	3	17	1
10/02/04	Binh Dinh	0-3	Yokohama F.Marinos				
11/02/04	Persik Kediri	1-2	Seongnam Ilhwa Chunma				
24/02/04	Yokohama F.Marinos	4-0	Persik Kediri				
25/02/04	Seongnam Ilhwa Chunma	2-0	Binh Dinh				
07/04/04	Binh Dinh Yokohama F.Marinos	2-2 1-2	Persik Kediri Seongnam Ilhwa Chunma				
21/04/04	Persik Kediri Seongnam Ilhwa Chunma	1-0 0-1	Binh Dinh Yokohama F.Marinos				
05/05/04	Yokohama F.Marinos	6-0	Binh Dinh				
11/05/04	Seongnam Ilhwa Chunma	15-0	Persik Kediri				
19/05/04	Persik Kediri Binh Dinh	1-4 1-3	Yokohama F.Marinos Seongnam Ilhwa Chunma				
Seongnam Ilhwa Chunma finished ahead of Yokohama F.Marinos on goal difference.							



Al Ittihad midfielder Redha Tukar (right) celebrates after scoring during his side's run to the Final.



**2002-03**





# 2002-03 AFC CHAMPIONS LEAGUE

Final			
First Leg		Tahnun bin Mohammed Stadium, Al Ain FC	
03/10/03	<b>Al Ain FC (UAE)</b> Salam Jawhar 40, Mohammed Omar 75	2-0	<b>BEC Tero Sasana (THA)</b>
Second Leg		Rajamangala Stadium, Bangkok	
11/10/03	<b>BEC Tero Sasana (THA)</b> Therdsak Chairman 60-pen	1-0	<b>Al Ain FC (UAE)</b>
<i>Al Ain FC win 2-1 on aggregate</i>			
Semi-Finals			
09/04/03	<b>Al Ain FC (UAE)</b>	4-2	<b>Dalian Shide (CHN)</b>
30/08/03	<b>Dalian Shide (CHN)</b>	4-3	<b>Al Ain FC (UAE)</b>
<i>Al Ain FC win 7-6 on aggregate</i>			
09/04/03	<b>BEC Tero Sasana (THA)</b>	3-1	<b>Pakhtakor (UZB)</b>
22/04/03	<b>Pakhtakor (UZB)</b>	1-0	<b>BEC Tero Sasana (THA)</b>
<i>BEC Tero Sasana win 3-2 on aggregate</i>			



Al Ain FC were crowned the inaugural AFC Champions League winners in 2003 after downing Thailand's BEC Tero Sasana 2-1 on aggregate in the final.

# GROUP STAGE RESULTS

Group A							
	P	W	D	L	F	A	Pts
BEC Tero Sasana (THA)	3	2	1	0	6	3	7
Taejon Citizen (KOR)	3	2	0	1	3	3	6
Shanghai Shenhua (CHN)	3	1	0	2	6	7	3
Kashima Antlers (JPN)	3	0	1	2	5	7	1
10/03/03	Shanghai Shenhua Kashima Antlers		1-2 2-2		Taejon Citizen BEC Tero Sasana		
12/03/03	Kashima Antlers Taejon Citizen		3-4 0-2		Shanghai Shenhua BEC Tero Sasana		
14/03/03	BEC Tero Sasana Taejon Citizen		2-1 1-0		Shanghai Shenhua Kashima Antlers		
All games played in Bangkok, Thailand.							

Group B							
	P	W	D	L	F	A	Pts
Dalian Shide (CHN)	3	2	1	0	10	2	7
Seongnam Chunma (KOR)	3	2	0	1	9	4	6
Shimizu S-Pulse (JPN)	3	1	1	1	8	2	4
Osotspa (THA)	3	0	0	3	1	20	0
09/03/03	Seongnam Chunma Shimizu S-Pulse		6-0 0-0		Osotspa Dalian Shide		
12/03/03	Shimizu S-Pulse Osotspa		1-2 1-7		Seongnam Chunma Dalian Shide		
15/03/03	Dalian Shide Osotspa		3-1 0-7		Seongnam Chunma Shimizu S-Pulse		
All games played in Dalian, China.							

Group C							
	P	W	D	L	F	A	Pts
Al Ain FC (UAE)	3	3	0	0	6	1	9
Al Sadd (QAT)	3	1	0	2	4	5	3
Esteghlal (IRN)	3	1	0	2	5	7	3
Al Hilal (KSA)	3	1	0	2	4	6	3
09/03/03	Al Sadd Al Ain FC		1-2 1-0		Esteghlal Al Hilal		
12/03/03	Al Ain FC Esteghlal		2-0 2-3		Al Sadd Al Hilal		
15/03/03	Al Hilal Esteghlal		1-3 1-3		Al Sadd Al Ain FC		
All games played in Al Ain FC, United Arab Emirates.							

Group D							
	P	W	D	L	F	A	Pts
Pakhtakor (UZB)	3	3	0	0	7	0	9
Piroozi/Persepolis (IRN)	3	2	0	1	5	2	6
Al Talaba (IRQ)	3	1	0	2	3	4	3
Nisa (TKM)	3	0	0	3	1	10	0
09/03/03	Nisa Al Talaba		0-3 0-1		Pakhtakor Piroozi/Persepolis		
12/03/03	Al Talaba Pakhtakor		3-0 1-0		Nisa Piroozi/Persepolis		
15/03/03	Nisa Al Talaba		1-4 0-3		Piroozi/Persepolis Pakhtakor		
All games played in Tashkent, Uzbekistan.							



# PRELIMINARY ROUND RESULTS - WEST ASIA

Fourth Qualifying Round			
12/11/02	Al Jaish (SYR)	1-1	Al Sadd (QAT)
27/11/02	Al Sadd (QAT)	1-1	Al Jaish (SYR)
<i>After extra-time. Aggregate score 2-2. Al Sadd win 4-1 on penalties</i>			
13/11/02	Pakhtakor (UZB)	3-2	Al Ahli (UAE)
27/11/02	Al Ahli (UAE)	0-1	Pakhtakor (UZB)
<i>Pakhtakor win 4-2 on aggregate</i>			
13/11/02	Esteghlal (IRN)	1-0	Neftchi (UZB)
26/11/02	Neftchi (UZB)	2-1	Esteghlal (IRN)
<i>Aggregate score 2-2. Esteghlal win on away goals</i>			
--/--/--	Al Arabi (KUW)	vs	Nisa (TKM)
--/--/--	Nisa (TKM)	vs	Al Arabi (KUW)
<i>Al Arabi withdrew. Nisa advance</i>			

Third Qualifying Round			
08/10/02	Al Ittihad (SYR)	1-1	Al Arabi (KUW)
23/10/02	Al Arabi (KUW)	4-0	Al Ittihad (SYR)
<i>Al Arabi win 5-1 on aggregate</i>			
08/10/02	Al Ahli Sana'a (YEM)	1-2	Neftchi (UZB)
23/10/02	Neftchi (UZB)	6-0	Al Ahli Sana'a (YEM)
<i>Neftchi win 8-1 on aggregate</i>			
09/10/02	Al Ahli (UAE)	3-2	Al Ahli (KSA)
23/10/02	Al Ahli (KSA)	2-2	Al Ahli (UAE)
<i>Al Ahli (UAE) win 5-4 on aggregate</i>			
09/10/02	Esteghlal (IRN)	2-0	Al Faisaly (JOR)
24/10/02	Al Faisaly (JOR)	0-1	Esteghlal (IRN)
<i>Esteghlal win 3-0 on aggregate</i>			
09/10/02	Al Sadd (QAT)	1-1	Al Zawra'a (IRQ)
25/10/02	Al Zawra'a (IRQ)	1-2	Al Sadd (QAT)
<i>After extra-time. FT: 1-1. Al Sadd win 3-2 on aggregate</i>			
10/10/02	Al Etehad (QAT)	4-3	Pakhtakor (UZB)
25/10/02	Pakhtakor (UZB)	3-0	Al Etehad (QAT)
<i>Pakhtakor win 6-4 on aggregate</i>			
--/--/--	Al Jaish (SYR)	vs	Regar-Tadaz (TJK)
--/--/--	Regar-Tadaz (TJK)	vs	Al Jaish (SYR)
<i>Regar-Tadaz suspended by AFC. Al Jaish advance</i>			
Nisa (TKM) received a bye into Fourth Qualifying Round.			

Second Qualifying Round			
10/09/02	Al Ansar (LIB)	1-0	Al Faisaly (JOR)
25/09/02	Al Faisaly (JOR)	3-0	Al Ansar (LIB)
<i>Al Faisaly win 3-1 on aggregate</i>			
11/09/02	Al Ahli (UAE)	2-0	Kuwait SC (KUW)
24/09/02	Kuwait SC (KUW)	3-1	Al Ahli (UAE)
<i>Aggregate score 3-3. Al Ahli (UAE) win on away goals</i>			
11/09/02	Jashtyk-Ak-Atlyn (KGZ)	0-2	Al Ahli Sana'a (YEM)
25/09/02	Al Ahli Sana'a (YEM)	2-0	Jashtyk-Ak-Atlyn (KGZ)
<i>Al Ahli Sana'a win 4-0 on aggregate</i>			
11/09/02	Pakhtakor (UZB)	3-0	Al Wehdad (JOR)
27/09/02	Al Wehdad (JOR)	3-1	Pakhtakor (UZB)
<i>Pakhtakor win 4-3 on aggregate</i>			
--/--/--	Al Sadd (QAT)	vs	Kopetdag (TKM)
--/--/--	Kopetdag (TKM)	vs	Al Sadd (QAT)
<i>Kopetdag withdrew. Al Sadd advanced</i>			
--/--/--	Al Ittihad (SYR)	vs	Khudjand (TJK)
--/--/--	Khudjand (TJK)	vs	Al Ittihad (SYR)
<i>Khudjand suspended by AFC. Al Ittihad advanced</i>			
Al Jaish (SYR) advanced after the withdrawal of Bahrain representative. Al Quds (PLE) withdrew.			

First Qualifying Round			
13/08/02	Al Wehdad (JOR)	3-2	Al Nejmech (LIB)
28/08/02	Al Nejmech (LIB)	0-0	Al Wehdad (JOR)
<i>Al Wehdad win 3-2 on aggregate</i>			
--/--/--	Al Nasr (OMA)	vs	Al Ansar (LEB)
--/--/--	Al Ansar (LEB)	vs	Al Nasr (OMA)
<i>Al Nasr withdrew. Al Ansar advanced</i>			
--/--/--	Jashtyk-Ak-Atlyn (KGZ)	vs	Al Aqsa (PAL)
--/--/--	Al Aqsa (PAL)	vs	Jashtyk-Ak-Atlyn (KGZ)
<i>Al Aqsa withdrew. Jashtyk-Ak-Atlyn advanced</i>			
Al Ittihad (SYR), Kuwait SC (KUW) and Kopetdag (TKM) received byes into Second Qualifying Round.			

# PRELIMINARY ROUND RESULTS - EAST ASIA

Third Qualifying Round				Second Qualifying Round			
12/11/02	Churchill Brothers (IND)	1-1	Osotspa (THA)	06/10/02	Geylang United (SIN)	3-0	DPMM (BRU)
26/11/02	Osotspa (THA)	6-3	Churchill Brothers (IND)	23/10/02	DPMM (BRU)	0-4	Geylang United (SIN)
<i>Osotspa win 7-4 on aggregate</i>				<i>Geylang United win 7-0 on aggregate</i>			
12/11/02	South China (HKG)	0-5	Shimizu S-Pulse (JPN)	08/10/02	South China (HKG)	2-1	Home United (SIN)
27/11/02	Shimizu S-Pulse (JPN)	3-1	South China (HKG)	23/10/02	Home United (SIN)	1-1	South China (HKG)
<i>Shimizu S-Pulse win 8-1 on aggregate</i>				<i>South China win 3-2 on aggregate</i>			
13/11/02	Taejon Citizen (KOR)	6-0	Mohun Bagan (IND)	08/10/02	Petrokimia Putra (IDN)	3-1	Shanghai Shenhua (CHN)
26/11/02	Mohun Bagan (IND)	1-2	Taejon Citizen (KOR)	23/10/02	Shanghai Shenhua (CHN)	5-1	Petrokimia Putra (IDN)
<i>Taejon Citizen win 8-1 on aggregate</i>				<i>Shanghai Shenhua win 6-4 on aggregate</i>			
13/11/02	Shanghai Shenhua (CHN)	3-0	Geylang United (SIN)	09/10/02	Persita Tangerang (IDN)	0-1	Osotspa (THA)
27/11/02	Geylang United (SIN)	1-2	Shanghai Shenhua (CHN)	22/10/02	Osotspa (THA)	0-0	Persita Tangerang (IDN)
<i>Shanghai Shenhua win 5-1 on aggregate</i>				<i>Osotspa win 1-0 on aggregate</i>			
First Qualifying Round				09/10/02	Mohun Bagan (IND)	2-2	Valencia (MDV)
10/09/02	Air Force (SRI)	1-1	New Radiant (MDV)	22/10/02	Valencia (MDV)	0-3	Mohun Bagan (IND)
22/09/02	New Radiant (MDV)	2-1	Air Force (SRI)	<i>Mohun Bagan win 5-2 on aggregate</i>			
<i>After extra-time. FT: 1-1. New Radiant win 3-2 on aggregate</i>				09/10/02	Shimizu S-Pulse (JPN)	7-0	New Radiant (MDV)
11/09/02	Saunders SC (SRI)	0-2	Mohun Bagan (IND)	23/10/02	New Radiant (MDV)	0-0	Shimizu S-Pulse (JPN)
22/09/02	Mohun Bagan (IND)	5-1	Saunders SC (SRI)	<i>Shimizu S-Pulse win 7-0 on aggregate</i>			
<i>Mohun Bagan win 7-1 on aggregate</i>				09/10/02	Monte Carlo (MAC)	1-5	Taejon Citizen (KOR)
Monte Carlo (MAC), DPMM (BRU), Petrokimia Putra (IDN), Home United (SIN), Persita Tangerang (IDN) and Churchill Brothers (IND) received byes into the Second Qualifying Round.				23/10/02	Taejon Citizen (KOR)	3-0	Monte Carlo (MAC)
There were only three Qualifying Rounds in the East Asia zone.				<i>Taejon Citizen win 8-1 on aggregate</i>			
				11/10/02	Churchill Brothers (IND)	2-0	Saigon Port (MDV)



Al Ain FC celebrating after their 2-0 win over BEC Tero Sasana in the first leg of the Final.



# ROLL OF HONOUR

## ROLL OF HONOUR

AFC Champions League			
	Year	Winners	Runners-Up
	2019	Al Hilal SFC (KSA)	Urawa Red Diamonds (JPN)
	2018	Kashima Antlers (JPN)	Persepolis (IRN)
	2017	Urawa Red Diamonds (JPN)	Al Hilal (KSA)
	2016	Jeonbuk Hyundai Motors (KOR)	Al Ain FC (UAE)
	2015	Guangzhou Evergrande FC (CHN)	Al Ahli (UAE)
	2014	Western Sydney Wanderers (AUS)	Al Hilal (KSA)
	2013	Guangzhou Evergrande FC (CHN)	FC Seoul (KOR)
	2012	Ulsan Hyundai FC (KOR)	Al Ahli (KSA)
	2011	Al Sadd (QAT)	Jeonbuk Hyundai Motors (KOR)
	2010	Seongnam Ilhwa Chunma (KOR)	Zobahan FC (IRN)
	2009	Pohang Steelers (KOR)	Al Ittihad (KSA)
	2008	Gamba Osaka (JPN)	Adelaide United (AUS)
	2007	Urawa Red Diamonds (JPN)	Sepahan (IRN)
	2006	Jeonbuk Hyundai Motors (KOR)	Al Karamah (SYR)
2005	Al Ittihad (KSA)	Al Ain FC (UAE)	
2004	Al Ittihad (KSA)	Seongnam Ilhwa Chunma (KOR)	
2002-03	Al Ain FC (UAE)	BEC Tero Sasana (THA)	
AFC Cup			
	Year	Winners	Runners-Up
	2019	Al Ahed (LIB)	4-25 SC (DPR)
	2018	Air Force Club (IRQ)	Altyn Asyr FC (TKM)
	2017	Air Force Club (IRQ)	FC Istiklol (TJK)
	2016	Air Force Club (IRQ)	JSW Bengaluru FC (IND)
	2015	Johor Darul Ta'zim (MAS)	FC Istiklol (TJK)
	2014	Qadsia SC (KUW)	Arbil (IRQ)
	2013	Kuwait SC (KUW)	Qadsia SC (KUW)
	2012	Kuwait SC (KUW)	Arbil (IRQ)
	2011	Nasaf (UZB)	Kuwait SC (KUW)
	2010	Al Ittihad (SYR)	Qadsia SC (KUW)
	2009	Kuwait SC (KUW)	Al Karamah (SYR)
	2008	Muharraq (BHR)	Safa (LIB)
	2007	Shabab Al Ordun (JOR)	Al Faisaly (JOR)
	2006	Al Faisaly (JOR)	Muharraq (BHR)
2005	Al Faisaly (JOR)	Al Nejmeh (LIB)	
2004	Al Jaish (SYR)	Al Wahda (SYR)	
Asian Super Cup			
	Year	Winners	Runners-Up
	2002	Suwon Samsung Bluewings (KOR)	Al Hilal (KSA)
	2001	Suwon Samsung Bluewings (KOR)	Al Shabab (KSA)
	2000	Al Hilal (KSA)	Shimizu S-Pulse (JPN)
	1999	Jubilo Iwata (JPN)	Al Ittihad (KSA)
	1998	Al Nassr (KSA)	Pohang Steelers (KOR)
	1997	Al Hilal (KSA)	Pohang Steelers (KOR)
	1996	Ilhwa Chunma (KOR)	Bellmare Hiratsuka (JPN)
1995	Yokohama Flugels (JPN)	Thai Farmers Bank (THA)	

## Asian Club Championship



Year	Winners	Runners-Up
2001-02	Suwon Samsung Bluewings (KOR)	Anyang LG Cheetahs (KOR)
2000-01	Suwon Samsung Bluewings (KOR)	Jubilo Iwata (JPN)
1999-00	Al Hilal (KSA)	Jubilo Iwata (JPN)
1998-99	Jubilo Iwata (JPN)	Esteghlal (IRN)
1997-98	Pohang Steelers (KOR)	Dalian Wanda (CHN)
1996-97	Pohang Steelers (KOR)	Ilhwa Chunma (KOR)
1995-96	Ilhwa Chunma (KOR)	Al Nassr (KSA)
1994-95	Thai Farmers Bank (THA)	Al Arabi (QAT)
1993-94	Thai Farmers Bank (THA)	Oman Club (OMN)
1992-93	Pas (IRN)	Al Shabab (KSA)
1991-92	Al Hilal (KSA)	Esteghlal (IRN)
1990-91	Esteghlal (IRN)	Liaoning (CHN)
1989-90	Liaoning (CHN)	Nissan (JPN)
1988-89	Al Sadd (QAT)	Al Rasheed (IRQ)
1987-88	Yomiuri (JPN)	Al Hilal (KSA)
1986-86	Furukawa (JPN)	Al Hilal (KSA)
1985-86	Daewoo Royals (KOR)	Al Ahli (KSA)
1972-84	NO COMPETITION	
1971	Maccabi Tel Aviv (ISR)	Al Shorta (IRQ)
1970	Taj Club (IRN)	Hapoel Tel Aviv (ISR)
1969	Maccabi Tel Aviv (ISR)	Yangzee (KOR)
1968	NO COMPETITION	
1967	Hapoel Tel Aviv (ISR)	Selangor (MAS)

## Asian Cup Winners' Cup



Year	Winners	Runners-Up
2001-02	Al Hilal (KSA)	Jeonbuk Hyundai Motors (KOR)
2000-01	Al Shabab (KSA)	Dalian Shide (CHN)
1999-00	Shimizu S-Pulse (JPN)	Al Zawra'a (IRQ)
1998-99	Al Ittihad (KSA)	Chunnam Dragons (KOR)
1997-98	Al Nassr (KSA)	Suwon Samsung Bluewings (KOR)
1996-97	Al Hilal (KSA)	Nagoya Grampus Eight (JPN)
1995-96	Bellmare Hiratsuka (JPN)	Al Talaba (IRQ)
1994-95	Yokohama Flugels (JPN)	Al Shaab (UAE)
1993-94	Al Qadisiya (KSA)	South China (HKC)
1992-93	Yokohama Marinos (JPN)	Piroozi/Persepolis (IRN)
1991-92	Nissan (JPN)	Al Nassr (KSA)
1990-91	Piroozi/Persepolis	Muharraq (BHR)





# MEDIA INFORMATION

# MEDIA INFORMATION

## ACCREDITATION

If you require media accreditation for an AFC Champions League match, please register yourself at the AFC Media channel (<https://media.the-afc.com/>) and do the following:

1. Download the accreditation forms -'**ACL 2020 - Media Pass Request Form**' and '**ACL 2020 - Terms and Conditions for the Media AD cards**'.
2. Fill in the forms and email or fax them to the home team media officer using the details found in '**ACL 2020 - TMO Contact Details**'. Include a passport-size photo of yourself in this email to the home club media officer.
3. **FOR INTERNATIONAL MEDIA**, please contact the hosting club media officer. (If you need a visa to attend the away matches, please contact your home club media officer. Please note that the home FA/club are responsible only for liaising with the away club/FA to facilitate the issue of visa assistance letters. Obtaining the relevant visa is the responsibility of individual media representatives.)
4. The hosting club shall receive the list of visiting media representatives and be responsible for issuing accreditation cards after a due verification process. Media representatives can pick up their accreditation cards at the hosting club media centre or media reception desk.
5. If your organisation is a non-rights holder under the TV category, please confirm with the local media officer the venue you wish to visit, and whether you are authorised to access the match.. For a list of local media officers of the respective countries, please use the '**ACL 2020 - LMO Contact Details**' form.
6. For guidelines for PHO (Photographers) & ENG (Electronic News Gathering), please download the '**ACL 2020 - Guidelines for PHO**' & '**ACL 2020 - Guidelines for ENG**' or refer to the following pages in this Media Guide.

## MEDIA FACILITIES

### 1. Reception Desk

The Hosting Club is required to have a security-controlled, dedicated media entrance at each stadium, and a reception desk where media representatives may pick up their accreditation, bibs, and acquire other necessary information.

### 2. Media Tribune (Written Press Positions)

Covered seats are to be reserved for the written press in the central area of the main stands with an unobstructed view of the entire pitch. These written press positions should have easy access to other media facilities such as the Media Working Area, the Press Conference Room and the Mixed Zone, and should be security-controlled to restrict access to accredited media representatives only.

There should be two adjoining areas within the Media Tribune – one area with seats with desks and the other, seats without desks. The desks must be big enough to accommodate a laptop, computer and notepad, and must be equipped with chairs, lighting, power supply, and internet cables.

### **3. Press Conference Room**

A Press Conference Room is to be located between the team dressing rooms and the team bus area, and should be easily accessible from the Media Working Area.

The Press Conference Room should be equipped with the required number of seats for the media representatives, an interviewee podium at the front of the room with desks and chairs for a maximum of six representatives, ENG podium at the back of the room, sound system with microphones, and lighting of sufficient brightness to cover the entire interviewee podium.

The participating teams are responsible for the interpretation of coaches and players' language(s) into English. For the Final, interpreters and interpretation booths must be provided and simultaneous interpretation must be available at the press conferences.

### **4. Media Working Area**

A security-controlled Media Working Area, where the media may work before and after the Official Training Sessions held the day before the match, and also before and after the match, is to be created within the access control area in the stadium, or in an adjacent area with controlled access. The Media Tribune, the Press Conference Room and the Mixed Zone should be easily accessible from this Media Working Area.

The facilities in the Media Working Area should include the necessary number of chairs and desks, sufficiently large for media to work on, as well as sufficient lighting, air conditioning, power supply and internet lines for all media personnel present. Telephone lines, public phones, fax machines, copy machines and printers should also be available for use by the media.

Facilities in the Media Working Area may also include a hospitality area for the media to enjoy refreshments or hold a meeting with colleagues, an information desk manned by staff who can respond to questions regarding media operation and distribute materials and photographer bibs; and pigeon holes where printed materials can be distributed.

### **5. Mixed Zone**

A Mixed Zone is to be set up in an easily accessible area unaffected by weather or surrounding noise between the team dressing rooms and the team bus area, in order for the media to interview the head coaches and players of each team after the match. Only the head coaches and players of both teams and media representatives are allowed access to the Mixed Zone.

The passage for the head coaches and players and the media shall be fenced off by a partition and the area should be brightly lit. The head coaches and players must exit the dressing room to the team bus area via the Mixed Zone.

### **6. Media Positions During the Match**

Access to the stadium is controlled the day before the match and on match day and media access is limited depending on the accredited category. The media are prohibited from accessing the operation headquarters, the doping control room, the referee dressing room, team dressing rooms, and the field of play. Security staff will control access by identifying the various accreditation cards and bibs.

## 7. Photographer Operations

In general, photographers may access the pitch area from approximately two hours before kick-off. However, photographers will not be given unrestricted access to all areas around the pitch, and will not be allowed access onto the field of play. Moreover, they will not be allowed access into the central area on the pitch where the team benches are located, except before the match when team photos are taken.

The photographer positions during the match will be located behind the Advertising Boards behind both goals and along the touchline opposite the team benches. Space for TV crews must be secured in this area as well.

Should photographers wish to set up a remote camera directly behind the goal, they must make appropriate arrangements in advance with the AFC Match Commissioner, Local General Coordinator, Lagardere Sports and the referee, to determine the location in which the remote camera may be set up.

## 8. Flash Interviews

Flash interview positions are to be set up in an appropriate location for post-match TV interviews of the head coaches and players. The flash interview positions are to be located between the pitch and the team dressing rooms, as close to the team dressing rooms as possible.

## 9. Television and Radio Commentary Positions

TV and radio commentary positions may be requested by LS and the Host Broadcasters/ Rights Holders in an area adjacent to the Media Tribune. They should have an unobstructed view of the entire pitch, be located under a roofed area near the centre of the stands and be located on the same side as the main camera. Each commentary position should have three seats, with ample power capacity and supply, telephone line, internet access, TV monitor etc.

## 10. Television Studio

Television studios may be set up within the stadium premises for television broadcasting. Upon request from Lagardere Sports or the Host Broadcaster, they may be set up near the team dressing rooms in order to interview the head coach and players after the match, separately from the flash interview, or in an upper area of the stands with a view of the pitch for a presentation studio in which guest speakers and commentators may appear before and after the match and at half time.

## 11. OB Van Area

The Hosting Club are to provide a large parking space to be used as the OB (Outside Broadcast) van area by the Host Broadcaster. Generally, the Host Broadcaster will park OB vans, tender trucks, generators, satellite uplink vehicles, graphic vans, and other vehicles in this area. This area should be clean, have a hard enough surface to park large vehicles and be close to the main camera position (in the stadium). It should be security-controlled and fenced off so that spectators cannot access the area, and have lighting of 100lx in order to allow the media in the area to work at night if necessary.

## ENG GUIDELINES

- Lagardere Sports is the sole owner of all television rights relating to AFC Champions League. All television crews must be accredited before being allowed entry to any AFC Champions League matches.
- Please follow the instructions of the event organiser and AFC/Lagardere Sports officials present at the stadium.
- Only one camera per organisation will be allowed into the stadium. News coverage of a particular day's events may be no longer than two minutes. Sports Anthology series and magazine shows must clear rights directly with Lagardere Sports Television (LSTV).
- ENG crews are limited to a maximum of one cameraman, one producer and one assistant. Any other member of the ENG crew (presenters, etc.), should watch the match from the press box when they are not actively involved in the shoot.
- Accredited crews must pick up Media Identity Bibs at the media centre or stadium entrance well in advance. Crews will be asked to exchange their journalist ID or national ID cards for bibs. Cards will be returned to crews when they return the bib.
- Media Identity Bibs will allow ENG crews pitch-side access, and they must be worn at all times. Failure to do so will result in expulsion from the stadium.
- Team lists will be made available 45 minutes before kick-off in the media centre.
- Prior to kick-off, ENG crews may shoot the line-ups of the teams from the near touchline, but please stay off the field of play. Crews will not be allowed to shoot from behind the far touchline's advertising boards.
- Once the game starts you must shoot from behind either goal. Crews are required to stand behind advertising boards and will not be allowed to change sides until halftime, the end of regulation time, or the start of extra time. When changing ends, crews should pass along the far side of the pitch, behind the advertising boards. Under no circumstances will crews be allowed to shoot from either touchline during the match.
- Only television cameras tied into the live feed will be allowed to shoot the match from the spectator stands at a specifically assigned location. No other television cameras are allowed in the spectator stands.
- ENG crews may not go on to the field of play to interview players after the match. Only the host broadcaster and broadcasters using the flash interview facility (by arrangement with LSTV Broadcasting Service Manager) may interview a selected player(s) at a flash interview zone after the end of the match. ENG crews may interview players in the designated Mixed Zone only.
- The coaches of the two teams will attend the post-match press conference that will commence immediately after the match. Crews are invited to attend. At the post-match press conference all cameras must stand near the back of the room and allow journalists to sit in the front.

Anyone who does not follow these rules will be escorted out from the stadium and may have their accreditation taken away for further matches of this competition. If you are unsure of where you should or should not shoot, please contact Local Media Officer or LSTV Broadcasting Services Manager on site.

## PHOTOGRAPHERS

- The Official Photographer may work at a position designated by the Local Media Officer, but should not move during the game.
- After the match, you may return to the touchline to cover the awards presentation if necessary, but you must not enter the field of play.
- The coaches of the two teams will attend a press conference that will commence immediately after the match. Only Official Photographers are invited to attend, unless the Local Media Officer allows accredited photographers into the Press Conference Room. At the press conference room, photographers must stand near the back of the room not to interrupt TV camera angles and journalists' view to head table.

Anyone who does not follow these rules will be escorted out of the stadium and may have their accreditation taken away for further matches at AFC Champions League. If you are unsure of where you should or should not shoot please contact the Local Media Officer on site.





AFC  
CHAMPIONS  
LEAGUE 2020

**USEFUL  
CONTACTS**

# USEFUL CONTACTS



## ASIAN FOOTBALL CONFEDERATION

AFC House,  
Jalan 1/155B, Bukit Jalil,  
57000 Kuala Lumpur Malaysia

Tel: +60 3 8994 3388 (Hunting Line)  
E-mail: [media@the-afc.com](mailto:media@the-afc.com)

Fax: +60 3 8994 2689  
Website: [www.the-afc.com](http://www.the-afc.com)

## Member Associations



**FOOTBALL  
FEDERATION  
AUSTRALIA**

### AUSTRALIA

Football Federation Australia  
Locked bag A4071,  
Sydney South, NSW 1235,  
Australia

Tel: +61 2 8020 4000  
Fax: +61 2 8020 4100  
E-mail: [info@footballaustralia.com.au](mailto:info@footballaustralia.com.au)  
Website: [www.footballaustralia.com.au](http://www.footballaustralia.com.au)



### CHINA PR

Chinese Football Association  
Bid A-713, Dongjiu Building,  
Xizhasijie, Beijing 100061,  
China

Tel: +86 10 5929 1032  
Fax: +86 10 5929 0309  
E-mail: [info.footballchina@foxmail.com](mailto:info.footballchina@foxmail.com)  
Website: [www.fa.org.cn](http://www.fa.org.cn)



### IRAQ

Iraqi Football Association  
P.O.Box 484  
Zayyounah, Near Al Shaab Stadium  
Baghdad, Iraq

Tel: +964 740 060 1245  
Fax: +44 155 530 0030  
Email: [info@ifai.iq](mailto:info@ifai.iq)  
Website: <http://www.ifai.iq>



### IR IRAN

IR Iran Football Federation  
No. 4, Third St, Seoul Ave.,  
Tehran 19958-73591,  
Iran

Tel: +98 21 8821 3308  
Fax: +98 21 8805 3605  
E-mail: [international@ffiri.ir](mailto:international@ffiri.ir)  
Website: [www.ffiri.ir](http://www.ffiri.ir)



### JAPAN

Japan Football Association  
JFA House Football Ave.,  
Bunkyo-ku, Tokyo 113-8311,  
Japan

Tel: +81 3 3830 2004  
Fax: +81 3 3830 2005  
E-mail: [inter\\_national@jfa.or.jp](mailto:inter_national@jfa.or.jp)  
Website: [www.jfa.or.jp](http://www.jfa.or.jp)



### KOREA REPUBLIC

Korea Football Association  
KFA House,  
Gyeonghugung-gil 46,  
Jongno-Gu, Seoul 110-062,  
Korea Republic

Tel: +82 2 737 7538  
Fax: +82 2 735 2755  
E-mail: [kfainfo@kfa.or.kr](mailto:kfainfo@kfa.or.kr)  
Website: [www.kfa.or.kr](http://www.kfa.or.kr)

## Member Associations



### MALAYSIA

Football Association of Malaysia  
Wisma FAM, Jalan SS5A/9,  
Kelana Jaya, Petaling Jaya 47301  
Malaysia

Tel: +60 3 7873 3100  
Fax: +60 3 7875 7984  
Email: famalaysia@fam.org.my  
Website: <http://www.fam.org.my>



### QATAR

Qatar Football Association  
28th Floor, Al Bidda Tower,  
Corniche Stree, West Bay,  
P.O. Box 5333, Doha,  
Qatar

Tel: +974 4475 4444  
Fax: +974 4475 4300  
E-mail: [info@qfa.com.qa](mailto:info@qfa.com.qa)  
Website: [www.qfa.com.qa](http://www.qfa.com.qa)



### SAUDI ARABIA

Saudi Arabian Football Federation  
Al Mather Quarter,  
Prince Faisal Bin Fahad Street,  
P.O. Box 5844, Riyadh 11432,  
Kingdom of Saudi Arabia

Tel: +966 11 482 2240  
Fax: +966 11 482 1215  
E-mail: [ksa@the-afc.com](mailto:ksa@the-afc.com)  
Website: [www.thesaff.com.sa](http://www.thesaff.com.sa)



### THAILAND

Football Association of Thailand  
40th Anniversary Building (Building 2)  
286, Ramkhamhaeng Road, Huamark,  
Bangkapi,  
Bangkok 10240,  
Thailand

Tel: +66 2 266 9226  
Fax: +66 2 266 9223  
E-mail: [secretariat@fathailand.org](mailto:secretariat@fathailand.org)  
Website: [www.fat.or.th](http://www.fat.or.th)



### UNITED ARAB EMIRATES

United Arab Emirates Football  
Association  
Zayed Athletic City,  
P.O. Box 916, Abu Dhabi,  
United Arab Emirates

Tel: +971 2 444 5600  
Fax: +971 2 444 8558  
E-mail: [info@uaefa.ae](mailto:info@uaefa.ae)  
Website: [www.uaefa.ae](http://www.uaefa.ae)



### UZBEKISTAN

Uzbekistan Football Federation  
Uzbekistankaya 98/A,  
Tashkent 100011,  
Uzbekistan

Tel: +998 71 230 9042  
Fax: +998 71 230 9051  
E-mail: [info@the-uff.com](mailto:info@the-uff.com)  
Website: [www.the-uff.com](http://www.the-uff.com)

For more information relating to the commercial and broadcast rights of the AFC Champions League, please contact the Lagardere Sports offices below.

#### LAGARDERE SPORTS HONG KONG (EAST ZONE)

Simon Thompson  
Tel: +852 2891 2000  
Email: [sthompson@lagardere-se.com.hk](mailto:sthompson@lagardere-se.com.hk)

#### LAGARDERE SPORTS LEBANON (WEST ZONE)

Cristina D'Alessio  
Tel: +961 1 218 434  
Email: [cdalessio@lagardere-se.biz](mailto:cdalessio@lagardere-se.biz)

#### SINGAPORE

8 Shenton Way #30-01 Temasek Tower  
Singapore 068811  
Tel: +65 6826 2688  
Fax: +65 6826 2693

#### HONG KONG

23 Harbour Road Suite 2505  
25/F Great Eagle Centre  
Wanchai, Hong Kong  
Tel: +852 2891 2000  
Fax: +852 2572 9187

#### BEIRUT

Ashrafieh, Charles Malek Avenue  
Quantum Tower, 3rd Floor  
Beirut, Lebanon  
Tel: +961 1 218 434  
Fax: +961 1 218 438







Asian Football Confederation

AFC House, Jalan 1/155B, Bukit Jalil, 57000 Kuala Lumpur | T: +603 8994 3388 F: +603 8994 2689

**the-AFC.com**



OFFICIAL SPONSORS



OFFICIAL SUPPORTERS

